

**Navigating Uncertainties in Machine Learning for Structural Dynamics: A
Comprehensive Review of Probabilistic and Non-Probabilistic Approaches in Forward
and Inverse Problems**

**Wang-Ji Yan^{1,2}, Lin-Feng Mei^{1*}, Jiang Mo¹, Costas Papadimitriou³, Ka-Veng Yuen^{1,2},
Michael Beer^{4,5,6}**

¹*State Key Laboratory of Internet of Things for Smart City and Department of Civil and
Environmental Engineering, University of Macau, China*

²*Guangdong-Hong Kong-Macau Joint Laboratory for Smart Cities, China*

³*Department of Mechanical Engineering, University of Thessaly, Volos, Greece*

⁴*Leibniz Universität Hannover, Institute for Risk and Reliability, Hannover, Germany*

⁵*Department of Civil and Environmental Engineering, University of Liverpool, Liverpool L69
3BX, United Kingdom*

⁶*International Joint Research Center for Resilient Infrastructure & International Joint
Research Center for Engineering Reliability and Stochastic Mechanics, Tongji University,
Shanghai 200092, PR China*

Abstract: In the era of big data, machine learning (ML) has become a powerful tool in various scientific and engineering fields, notably impacting structural dynamics. ML algorithms offer advantages by modeling physical phenomena based on data, even in the absence of underlying mechanisms. However, uncertainties such as measurement noise and modeling errors can compromise the reliability of ML predictions, highlighting the need for effective uncertainty awareness to enhance prediction robustness. This paper presents a comprehensive literature review on navigating uncertainties in ML, categorizing uncertainty-aware approaches into probabilistic methods (including Bayesian and frequentist perspectives) and non-probabilistic methods (such as interval learning and fuzzy learning). Bayesian neural networks, known for their uncertainty quantification and nonlinear mapping capabilities, are emphasized for their superior performance and potential. The review covers various techniques and methodologies for addressing uncertainties in ML, discussing fundamentals and implementation procedures of each method. While providing a concise overview of fundamental concepts, the paper

refrains from in-depth critical explanations. Strengths and limitations of each approach are examined, along with their applications in uncertainty-aware structural dynamic forward problems like response prediction, sensitivity assessment, and reliability analysis, and inverse problems like system identification, model updating, and damage identification. Additionally, the review identifies research gaps and suggests future directions for investigations, aiming to provide comprehensive insights to the research community. By offering an extensive overview of both probabilistic and non-probabilistic approaches, this review aims to assist researchers and practitioners in making informed decisions when utilizing ML techniques to address uncertainties in structural dynamic problems.

Key words: Structural dynamics; Machine learning; Uncertainty-aware learning; Uncertainty quantification and propagation; Bayesian deep learning.

*Corresponding author.

E-mail address: wangjiyan@um.edu.mo (W.J. Yan); yc17409@um.edu.mo (L.F. Mei)

List of Abbreviations

AE	Autoencoder
BBL	Bayesian broad learning
BDL	Bayesian deep learning
BN	Bayesian network
BNN	Bayesian neural network
CDF	Cumulative density function
CNN	Convolutional neural network
DGP	Deep Gaussian process
DINN	Deep interval neural network
DPMM	Dirichlet process mixture model
DNN	Deep neural network
DTL	Deep transfer learning
ELBO	Evidence lower bound
EVT	Extreme value theory
FERCM	Fuzzy equivalence relation-based clustering method
FNN	Feedforward neural network
GMM	Gaussian mixture model
GP	Gaussian process
GRU	Gated recurrent unit
HMM	Hidden Markov model
KL	Kullback-Leibler
LUBE	Lower upper bound estimation
LSTM	Long-short term memory
MAP	Maximum a posterior
MCMC	Markov chain Monte Carlo
ML	Machine learning
MLE	Maximum likelihood estimation
MLP	Multilayer perceptron
ND	Novelty detection
NN	Neural network
OOD	Out-of-distribution
PCA	Principal component analysis
PD	Probabilistic distance
PDF	Probability density function
PIML	Physics-informed machine learning
PMF	Probability mass function
PML	Probabilistic machine learning
RF	Random forest
RNN	Recurrent neural network
RVM	Relevance vector machine
SPC	Statistical process control
SVM	Support vector machines
UQ	Uncertainty quantification
UT	Uncertainty treatment
VAE	Variational autoencoder
VI	Variational inference

1 Introduction

Structural dynamics holds considerable significance in the fields of civil, mechanical, and aerospace engineering, for its role in the management and operation of engineering structures. Typically, the basic elements of structural dynamics include the input, the dynamical system, and the output (response) [1], while structural dynamic problems can be broadly categorized as forward problems and inverse problems according to provided information and objectives [2], as illustrated in Fig. 1. Forward problems focus on simulating the response of a given system, primarily involving response prediction, sensitivity analysis, and reliability analysis. In contrast, inverse problems aim to deduce underlying information about the system based on input-output or output-only measurements [2], encompassing tasks such as structural system identification, model updating, and structural damage identification.

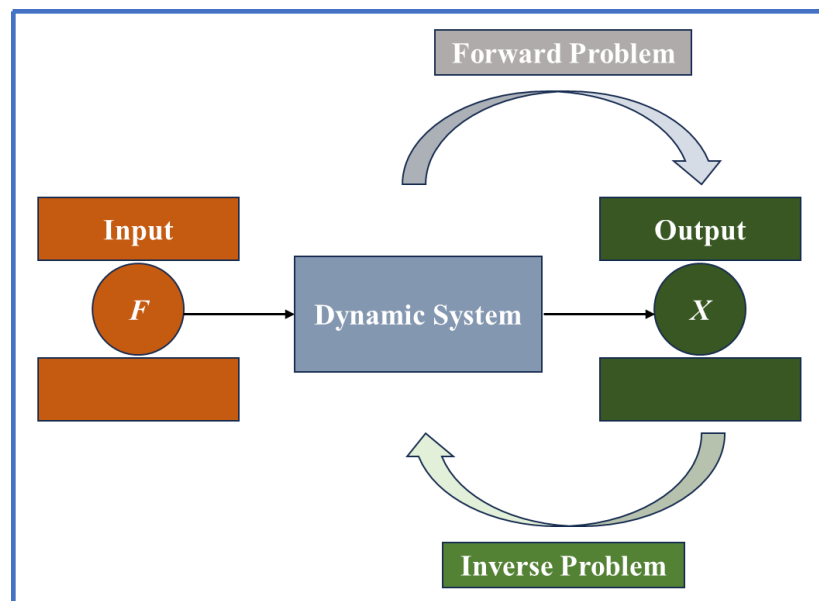


Fig. 1. Forward and inverse problems in structural dynamics.

In terms of the approaches to structural dynamic analysis, they can be classified as model-driven approaches and data-driven approaches [3]. The former rely on a physics-based or law-based model (typically a finite element model) of the investigated structure for dynamic

analysis, but difficulties could arise from ensuring the accuracy of the physics-based model as well as the efficiency of simulation on this model, especially for large-scale civil infrastructures such as bridges. Alternatively, data-driven approaches directly construct statistical models of the measured data, and then use pattern recognition methods for dynamic analysis. In the past few decades, the rapid development of sensor systems, computing resources, and algorithmic improvements, has led to an explosive growth in both the quantity and quality of available data, fostering the prevalence of data-driven approaches in structural dynamics. Meanwhile, machine learning (ML) has emerged as a pivotal analytical technique within these methodologies. Over the years, a huge number of ML techniques, including supervised, unsupervised, semi-supervised, and reinforcement learning, have been developed and extensively applied in academia and industry to analyze voluminous and intricate datasets to uncover hidden patterns and reach incisive insights, which has infiltrated almost every field of science and become a crucial part of various real-world applications [4, 5]. In the realm of structural dynamics, the adoption of ML-enabled data-driven approaches has also witnessed a surge and has been proved successful for various tasks, which have been comprehensively reviewed in the literature [3, 4, 6-13].

Despite these achievements of ML in structural dynamic analysis, it is also well-recognized that ML-based methods sometimes make unexpected, incorrect, but overconfident predictions, especially in a complex real-world environment [14-16]. On the other hand, structural dynamics is a high-stake field, in which false predictions could lead to serious consequences. As a result, it is non-trivial for the ML-based methods to be aware of the level of uncertainty in their predictions to avoid overconfident results. Generally, ML involves the

procedures of collecting data, pre-processing data, choosing a model to learn from the data, selecting a learning algorithm to train the selected model and inferring results from the learned model. Each of these steps inherently involves uncertainties stemming from two reasons, namely, data uncertainty (aleatoric uncertainty) and model uncertainty (epistemic uncertainty) [17, 18]. Aleatoric uncertainty captures noise inherent in the data, which could result from the nature of random vibration, measurement error, material variations, environmental, operational, and manufacturing variabilities, etc. in the context of structural dynamics, and cannot be reduced given more training data. Epistemic uncertainty, on the other hand, captures the lack of knowledge about which model generated the collected data, which can be explained away given enough data. Consequently, it is essential for ML-based methods to include uncertainties and provide uncertainty estimates to uncover beneficial information for a better decision-making process. This is particularly pertinent in the fields where the data sources are highly inhomogeneous and labeled data is scarce such as structural dynamics. To this end, the development and application of novel uncertainty treatment (UT) methods in tandem with different ML-enhanced techniques are crucial to yield useful information and amplify the interpretability and reliability of the results. Generally, the problems in UT for ML can be classified into two categories as illustrated in [Fig. 2](#):

- **The forward propagation of uncertainty:** This type of UT investigates the uncertainty propagation from the inputs and parameters of the dynamic system throughout the ML model to systematically assess the effect of the uncertainty on model prediction, which requires representing the uncertainties via prior knowledge, assumptions, and experimental estimation for uncertainty analysis.

- **The inverse assessment of uncertainty:** This type of UT involves estimating uncertainties in the investigated parameters or characteristics of the dynamic system based on the measured responses, which is a “soft” decision making process [19] that essentially reverses the typical flow of forward uncertainty analysis.

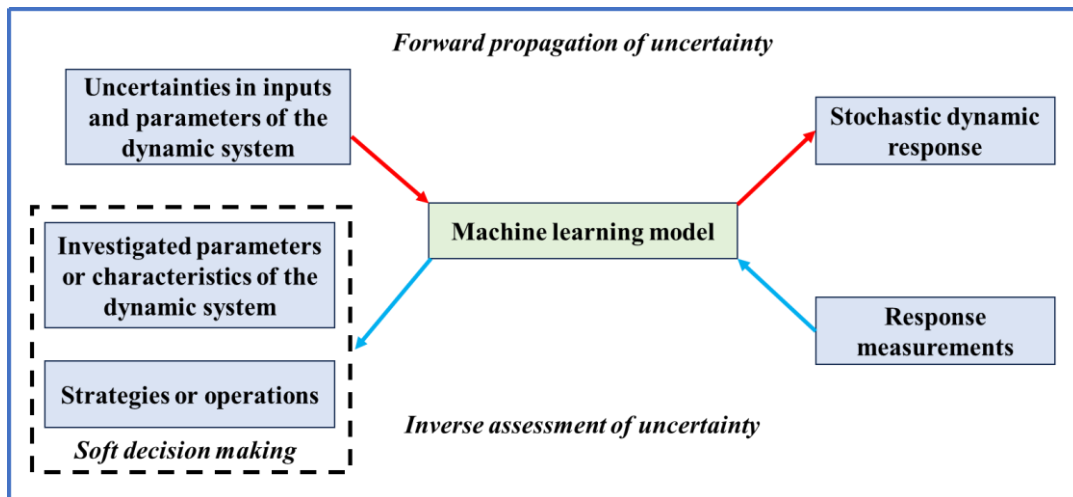


Fig. 2. Schematic diagram of forward and inverse assessment of uncertainty in ML-based methods for structural dynamics (reproduced from [19]).

For the UT approaches, the current mainstream falls to a probabilistic perspective, where probability distributions are used to represent the uncertainty of parameters or predictions of ML models [15, 20, 21]. This type of UT techniques can be further divided into Non-Bayesian and Bayesian methods, corresponding to the frequentist and Bayesian probabilities, respectively. In addition to probabilistic methods, non-probabilistic approaches such as prediction intervals and fuzzy logic also play crucial roles in UT for ML, which capture uncertainty through various criteria including the interval, imprecision, or vagueness of predictions of ML models. One obvious advantage of UT for ML models is its ability to assess the trustworthiness of model predictions and indicate when extra caution is required for decision making based on these predictions [22]. For instance, in a binary classification

problem, an ML model with uncertainty estimate might predict class 1 with probability of 0.55 and class 2 with probability of 0.45 conditioned on a certain input. This result reflects a low confidence level in the model prediction, signaling that more data should be collected before relying on this model. In contrast, without UT, this model only predicts class 1 for the same input, exhibiting overconfidence and probably leading to incorrect decisions. As a result, the integration of UT in ML has a viable potential to address a central research concern faced by the ML community, namely the robustness of ML models [22]. In fact, the absence of essential performance characteristics to estimate the reliability of ML models has emerged as one of the fundamental obstacles that limits the application scope of ML in high-stake, high-reward decision environments, such as healthcare, power grid system, and structural dynamics, which underscores the significant value of UT for ML models.

With these challenges and research gaps in mind, more recently, there has been a noticeable surge in research focusing on UT for ML-enabled methods within the field of structural dynamics, as depicted in [Fig. 3](#) and [Fig. 4](#) (data source: Google Scholar). On the contrary, whilst substantial works have been proposed to systematically review the applications of ML in structural dynamics, to the authors' best knowledge, few of these works have examined ML-based approaches from a perspective of UT. Moreover, the majority of current research on uncertainty in ML concentrates on probabilistic UT techniques for deep neural networks (DNNs) [21, 23-25], while UT for traditional ML models, as well as non-probabilistic UT methods, receive significantly less attention despite their importance. To fill these gaps, a comprehensive literature survey is provided in this work, focusing on typical UT techniques for ML-based methods, as well as their application in the field of structural dynamics.

Specifically, this survey categorizes the approaches for UT in ML into probabilistic methods, including both Non-Bayesian and Bayesian approaches, and non-probabilistic methods, including interval learning and fuzzy learning. Bayesian neural networks (BNNs), known for their proficiency in handling uncertainty quantification (UQ) and nonlinear mapping [25], are emphasized because of their superior performance. Based on this categorization, this review encompasses a diverse array of techniques and methodologies developed to tackle uncertainties. While not delving into an exhaustive and critical exploration of their details, the advantages and drawbacks of each approach are discussed in detail concerning their applications in forward and inverse problems of structural dynamics. Furthermore, this work outlines some research gaps and potential future directions to facilitate a better understanding of the applications of UT for ML models within the context of structural dynamics.

The remaining parts of this work are organized as follows: [Section 2](#) outlines some fundamentals of uncertainty in ML within the context of structural dynamics; [Section 3](#) and [Section 4](#) introduce prevalent probabilistic ML methods considering uncertainties from the frequentist and Bayesian perspective, respectively; [Section 5](#) examines uncertainty-aware ML methods within a non-probabilistic framework; Some typical applications of these UT techniques for ML-based approaches on the forward and inverse problems of structural dynamic are summarized in [Section 6](#), while [Section 7](#) highlights the current research gaps in this field and suggests some promising future directions; Finally, [Section 8](#) presents some concise conclusions drawn from this review to facilitate understanding.

discuss how uncertainty is represented from both probabilistic and non-probabilistic perspectives.

2.1 Fundamentals of ML

Although ML is an extensive concept that covers a wide range of models and can be categorized via a variety of criteria from different perspectives (e.g. parametric model versus nonparametric model, discriminative model versus generative model, shallow learning versus deep learning, etc.), the most fundamental and commonly applied classification for ML is from the perspective of the learning approach, which divides ML methods into four categories, namely supervised learning, unsupervised learning, semi-supervised learning, and reinforcement learning (It is worth noting that the application of reinforcement learning in structural dynamics concerning UT is relatively limited [26], thus it is not covered in this work.):

- **Supervised learning:** Supervised learning is the ML task to learn a function that maps the input space to the output space using a set of labeled training data comprising input-output pairs, which involves classification and regression tasks. In classification, the prediction of the ML model is a categorical or nominal variable denoting the class index, where the class of each testing instance is determined based on common patterns of each class captured from the training data. On the other hand, regression involves discovering a continuous function that maps the input to the output based on the training data to predict numerical values rather than class labels. Supervised learning is the most widely used ML technique due to its superior learning capacity [27], but its application in structural dynamics could be impeded by the high cost of acquiring well-annotated training data [3].
- **Unsupervised learning:** Unsupervised learning is the ML task to unveil the underlying

patterns and latent structure of the dataset using only unlabeled training data. The most common unsupervised learning tasks include density estimation (finding the data distribution), clustering (partitioning the dataset into groups with maximum similarity), and dimensionality reduction (discovering a lower-dimensional space of latent variables that capture essential information in the data). Unsupervised models are generally more flexible than their supervised counterparts since labels are not required during training, but they often exhibit reduced inference capability as a trade-off, leading to their predominant use for fundamental tasks in structural dynamics, such as data preprocessing and damage detection.

- **Semi-supervised learning:** To strike the balance between the inherent advantages of supervised methods and the limitations posed by insufficient well-annotated data, there is a growing interest in the intermediate realm between supervised and unsupervised learning, referred to as semi-supervised learning. This approach seeks to utilize a small set of labeled data in conjunction with a larger pool of unlabeled data to achieve optimal model performance with minimal labeling cost, which mainly involves semi-supervised classification and semi-supervised clustering [28]. Semi-supervised classification is similar to its supervised counterpart but identifies data patterns from unlabeled training data to reduce the reliance on labeled training data, while semi-supervised clustering employs a small amount of labeled data with side information in clustering as additional constraints to help identify data patterns. These semi-supervised approaches, while not that prevalent as supervised and unsupervised methods in structural dynamics, hold potential in this field due to their distinct advantages in reducing labeled training data and improving

model capacity.

As asserted by the “no free lunch” theorem, no single learning approach consistently outperforms others across all domains [29], underscoring the significance of acknowledging uncertainty when selecting an appropriate ML model. Furthermore, other uncertainties are ubiquitous throughout the ML literature, associated with both the observed data and the ML model itself. Consequently, accurately recognizing and representing these uncertainties is crucial for enhancing the performance and reliability of ML-based methods.

2.2 Sources of uncertainty in ML

While uncertainty in ML can be resulted from a variety of different sources with complex mechanisms, it can generally be categorized as aleatoric uncertainty and epistemic uncertainty. This categorization, which originates from characterizing uncertainties in engineering modeling for risk and reliability analysis [18], can be extended to all fields within the model universe including ML [17]. The definitions and sources of these two types of uncertainty can be summarized as follows:

- **Aleatoric uncertainty:** This type of uncertainty, also known as data uncertainty [25], arises from the inherent randomness or noise of data, which is irreducible even if more data are collected to train the ML model and can be further divided into homoscedastic uncertainty and heteroscedastic uncertainty [17]. The former remains constant for different inputs, while the latter depends on the inputs as some inputs potentially having more noisy outputs than others. In ML, aleatoric uncertainty embodies the inherently stochastic nature of an input, an output, or the dependency between these two, which can be associated with the entire process of data acquisition and processing in the context of structural dynamics.

Example sources of aleatoric uncertainty include variability of material properties and external loads, measurement noise of excitation and dynamic response, environmental and operational variabilities (EOVs), inappropriate data pre-processing methods, etc. Moreover, data uncertainty can also accumulate from multiple sources and propagate into the ML model.

- **Epistemic uncertainty:** This type of uncertainty, also referred to as model uncertainty [25], stems from a lack of knowledge about which ML model is best suited to describe the given data, which can be theoretically explained out given enough training data. The sources of epistemic uncertainty in ML are similar to those in engineering problems, which can be categorized as uncertainty from model parameters and uncertainty from model architecture [18, 30]. The former is associated with the precision in estimating parameters of ML models during the training process, which is mainly caused by a lack of training data or inherent limitations of the selected training algorithms. On the other hand, uncertainty in model architecture is attributed to the choice of ML model itself for interpreting different sets of observed data, which could result from simplification and approximation procedures involved in constructing the ML model. For example, neural networks (NNs) with different number of hidden layers and activation functions may exhibit different performance on the same dataset.

These two types of uncertainty are ubiquitous in areas that utilize ML-based methods, and some common causes of them in the context of structural dynamics are summarized in [Table 1](#). Depending on the application scenario, the predominant type of uncertainty may vary, and thus specific methods are required to address them. For example, it is typically more effective

to quantify aleatoric uncertainty in many big data regimes [17], as it is irreducible with the increase of training data. However, in cases where the test data falls outside the distribution of the training data, which is known as the out-of-distribution (OOD) samples, the ML model is prone to make predictions with high level of epistemic uncertainty since ML models are typically perform better in interpolation than in extrapolation, which underscores the significance of addressing epistemic uncertainty to correctly identify OOD samples. Conditioned on the distinct characteristics of these two types of uncertainty, many efforts have been devoted to explicitly distinguishing aleatoric and epistemic uncertainties in ML models. For example, the variance decomposition method has been extensively investigated in global sensitivity analysis [22, 31] to separate aleatoric and epistemic uncertainties. For regression tasks using Monte Carlo (MC) dropout-based BNNs, epistemic uncertainty can be estimated by marginalizing over the variational posterior distribution of the weights, while the aleatoric uncertainty can be interpreted as learned loss attenuation [17].

Nevertheless, in many real-world engineering problems, aleatoric and epistemic uncertainties coexist with complicated interactions, which usually prevents the explicit separation of these two types of uncertainties. Moreover, the distinction between aleatoric and epistemic uncertainties is influenced by modeling choices, making them interchangeable sometimes [18]. As a result, practical UT techniques for ML models mainly care about the overall uncertainty involved in model predictions, which is referred to as predictive uncertainty and results from the combination of aleatoric and epistemic uncertainties. For example, in structural damage quantification problems, an ML model with UT would generate a probability distribution of the predicted structure stiffness to represent the model's confidence in different

predictions.

Table 1. Typical causes of aleatoric and epistemic uncertainty in ML-based methods for structural dynamic analysis

Type	Source	Typical causes
Aleatoric uncertainty	Inherent randomness of data	Measurement noise, environmental and operational variabilities, variability in material properties, manufacturing variabilities and tolerances, etc.
Epistemic uncertainty	Lack of knowledge about the underlying model parameters or model architecture	Limited training data, local optimum of learning algorithm, inappropriate modeling technique, etc.

2.3 Overview of the uncertainty treatment methods for ML models covered in this review

In this work, the UT techniques for ML models are divided into two categories:

- **Probabilistic methods:** This type of UT technique employs a probability distribution of model predictions to measure the predictive uncertainty. In clustering and classification tasks, the predictive uncertainty is commonly captured through the soft assignment strategy [32], which assigns probabilities to each class or cluster for a given data point, thereby formulating a multinomial distribution for UT. Meanwhile, the average entropy is usually used to estimate the predictive uncertainty in classification [15]. In regression tasks, predictive uncertainty can be estimated via the variance of the predictions. Probabilistic methods provide an intuitive and comprehensive perspective for interpreting and capturing uncertainty, but they are subjective to the assumptions used to specify the distribution form and can be computationally expensive when employing complex assumptions. Conditioned on the two perspectives of probability, probabilistic UT methods can be further categorized into Non-Bayesian and Bayesian approaches. Typically, non-Bayesian probabilistic approaches emphasize data uncertainty through utilizing prespecified

probability distributions to describe the model predictions, while the model parameters are typically treated as point estimates (e.g., maximum likelihood estimates). Meanwhile, some non-Bayesian methods can also address model uncertainty through specific approaches. For example, ensemble of NNs combines multiple NNs to formulate the predictive uncertainty and provide a mechanism to address model-related uncertainties [33, 34]. In contrast, Bayesian approaches treat the parameters of ML models as uncertain variables. The uncertainty in a variable is assigned using a probability distribution to quantify how plausible is each possible value of the variable. Then calculus of probability is used to establish a comprehensive framework to represent and quantify the predictive uncertainty through the (posterior) predictive distribution. In this framework, probability distributions, including prior, likelihood, and posterior, are used to describe the uncertainty about these variables.

- **Non-probabilistic methods:** This type of UT technique, including interval learning and fuzzy learning, adopts alternative perspectives to probabilistic approaches in addressing predictive uncertainty. Interval learning quantifies the predictive uncertainty through intervals (upper and lower bounds) of model predictions, which can be estimated by propagating the intervals of inputs and model parameters through the ML model. On the other hand, fuzzy learning addresses uncertainty by assigning degrees of membership to data points across various classes or clusters, which reflects the uncertainty or ambiguity in classification or clustering results. These non-probabilistic methods, although not that prevalent compared to probabilistic methods, also hold significant importance in the context of UT for ML models because of their unique approaches to capturing uncertainty.

Based on the categorization of UT techniques, this work offers a systematic and comprehensive review of typical probabilistic and non-probabilistic ML methods with UT, along with their applications in forward and inverse problems of structural dynamics. An overview of the methods covered in this work is presented in Fig. 5, with the aim of enhancing the clarity of this review. Meanwhile, concise introductions to these methods are provided in Section 3-5, focusing on their approaches to capturing and/or quantifying the predictive uncertainty. Without delving into the detailed mechanisms of each method, this review strives to assist researchers and practitioners in making well-informed decisions when utilizing ML techniques to address uncertainties in the field of structural dynamics.

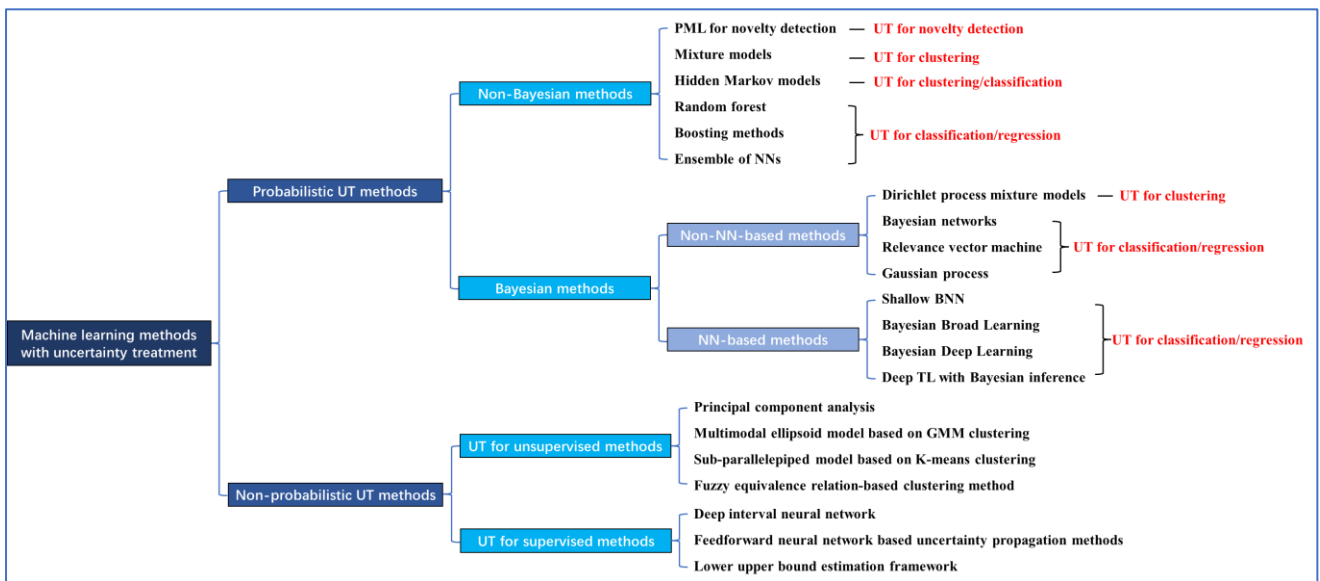


Fig. 5. Overview of the ML methods with uncertainty treatment elucidated in this study.

3 Exploring Non-Bayesian Techniques for PML

Currently, probabilistic UT methods have fallen into the mainstream of UT for ML models [15, 21, 23-25, 35], which can be further divided into two branches corresponding to the two perspectives of probability, i.e., the frequentist (non-Bayesian) and Bayesian perspectives. Compared to their Bayesian counterparts, non-Bayesian approaches are more flexible and

computationally efficient, but many of them struggle with capturing epistemic uncertainty as they rely on point estimates of model parameters. This section provides succinct introductions to some state-of-the-art ML models employing non-Bayesian UT techniques, accompanied by detailed, tutorial-style analysis on the way of each method to capturing and estimating the predictive uncertainty. Meanwhile, some representative applications of these UT methods in structural dynamics are summarized in [Table 2](#), along with discussions on their distinct advantages and limitations.

Table 2. Selection of literature on the applications of non-Bayesian ML methods with UT in structural dynamics.

UT method	Advantages	Disadvantages	Ref.	
Non-Bayesian	SPC	flexibility; efficiency	sensitive to model choice	[36-38]
	PML for novelty detection	flexibility; efficiency	require assumptions on underlying data distribution	[39-44]
	EVT	interpretability; efficiency	limited to univariate distributions; sensitive to model choice	[45-50]
	Mixture Models	flexibility; generative modeling	difficult to determine appropriate model complexity; sensitive to initialization	[51-54]
	HMM	capturing uncertainty propagation	strong assumptions for state space; sensitive to initialization	[55-57]

RF	flexibility; outlier robustness	sensitive to imbalanced and noisy data	[58-62]
Boosting	providing the importance of samples to indicate the driving factors behind uncertainty	computational expensive due to limited parallelization; sensitive to biased data	[59, 63-67]
Ensemble of NNs	potential of uncertainty quantification; robust to OOD samples; efficiency	lack of interpretability; difficult to tune hyperparameters	[68-71]

3.1 Probabilistic ML methods for UT in novelty detection

Novelty detection (ND), also known as anomaly detection or outlier detection, refers to the task of constructing a statistical model using data from the training set, and any nonconformity of testing data is defined as an outlier [3]. In structural dynamics, ND methods are commonly used for structural damage detection by attributing the detected anomalies to the effect of damage [3]. UT of these methods mainly rely on probabilistic modeling of the baseline condition to mitigate the effect of uncertainty in training data resulting from various noises, aiming at more robust structural condition assessment and decision making. Generally, there are three probabilistic machine learning (PML) methods for novelty detection considering uncertainties:

- **Statistical process control:** Statistical process control (SPC) straightforwardly assumes a specific form for the probability distribution to characterize the observations and

estimating the parameters of the distribution via the training data. Subsequently, for each new test data point, a discordancy measure is calculated and compared to a threshold to determine whether the data point belongs to the distribution or not. For univariate data, the deviation statistic could be an appropriate discordancy measure [3], which is defined as:

$$k = \frac{x - \bar{x}}{\sigma_x} \quad (1)$$

where \bar{x} and σ_x are the mean and standard deviation of the training set. If the distribution of normal condition data is assumed to be Gaussian, a rigorous definition of the confidence interval or threshold is available. For example, the 95% confidence level for an outlier is given by the limits $\{k < -1.96 \cup k > 1.96\}$. For non-Gaussian cases, an auto-associative neural network (AANN) can be trained on the normal condition data for novelty detection [3, 54, 72], which reproduces the patterns presented at the input. Subsequently, the Euclidean distance between the input and network output can be used as a novelty index for novelty detection. The advantage of this novelty detector is that it can learn the properties of any normal condition distribution not limited to Gaussian or even unimodal distributions [3].

- **Probabilistic distance:** Probabilistic distances (PDs) account for data uncertainty by measuring the difference between distributions instead of individual samples, thus are more robust against data noise when serving as novelty indexes. For instance, the Mahalanobis squared distance (MSD) is a suitable measure to evaluate the deviation of a data point when the dataset is modeled as a multivariate Gaussian distribution [3], which can be expressed as:

$$\text{MSD} = (x - \bar{x})^T \Sigma^{-1} (x - \bar{x}) \quad (2)$$

where \bar{x} and Σ are the mean vector and covariance matrix estimated from the training data. In this case, the threshold for identifying outliers is typically constructed through a MC sampling approach [43]. In addition to assess the discordancy of individual data points, one can also use a set of test data to estimate a distribution and apply probabilistic distance metrics such as Kullback-Leibler (KL) divergence and Bhattacharyya distance to gauge the overall deviation from the baseline distribution defined by the training data [41, 42, 73]. Based on the statistical modeling of normal condition data, PD-based novelty detection usually exhibits robustness against various noises [3, 41-43].

- **Extreme value theory:** extreme value theory (EVT)-based novelty detection uses probabilistic distributions to address the statistical properties of extreme values within the training set instead of modeling training data directly. Specifically, EVT is a branch of the probability theory focusing on the tails of probability distributions, which models the extreme values (i.e. maximum or minimum samples) by some particular distribution functions [3, 49]. Conditioned on a set of independent and identically distributed (i.i.d.) samples x_1, x_2, \dots, x_n , the EVT provides an asymptotic approximation of the cumulative density function (CDF) of these samples when there exist sequences of constants $a_n > 0$ and $b_n \in \mathfrak{R}$ to make the following limits converge to a non-degenerate limit distribution function:

$$\lim_{n \rightarrow \infty} \Pr \left(\frac{M_n - b_n}{a_n} \leq z \right) = G(z) \quad (3)$$

where M_n is the maximum of the samples. On this basis, the limiting distribution G belongs to the generalized extreme value distribution (GEVD):

$$G(z) \propto \exp\left\{-\left(1 + \zeta z\right)^{\frac{1}{\zeta}}\right\} \quad (4)$$

where ζ depends on the tail shape of the distribution and when normalized, $G(z)$ belongs to Weibull, Gumbel or Fréchet distributions. For more details about the EVT, one can refer to [74]. Compared with other novelty detection methods, a notable advantage of EVT-based methods is that the EVT restricts the distribution of extreme values into three categories, thereby mitigating the uncertainty associated with the choice of the statistical model for normal condition data.

In summary, these PML methods for novelty detection account for data uncertainty by probabilistic modeling of normal condition data, thereby yielding more robust detection results. However, these methods could be sensitive to epistemic uncertainty stemming from a lack of knowledge or training data. For example, an inappropriate distribution used to model the training data, or an unsuitable choice of extreme values could significantly affect their performance.

3.2 Mixture models for UT in clustering

Clustering methods aim to partition the observed data into distinct groups based on their intrinsic similarities, which can be flexibly to be applied in unsupervised, supervised, and semi-supervised learning scenarios [75], thus find widespread applications in various engineering fields. Among numerous clustering methods, mixture models are probabilistic techniques with the capability of capturing uncertainty in clustering, which assume the observations x are drawn from a distribution containing K mixture components with each component representing a specific distribution $f(x|\theta)$ parametrized by θ . Each mixture component is interpreted as a distinct cluster when using mixture models for clustering.

While it is possible to contemplate mixtures of arbitrary distributions, the most prevalent form is the Gaussian mixture models (GMMs), in which each component is an independent Gaussian distribution, denoted by: $f(x|\theta) = \mathcal{N}(x|\mu, \Sigma)$. Consequently, the mixing distribution of the K components can be expressed as:

$$p(x|\theta) = \sum_{k=1}^K \pi_k \mathcal{N}(x|\mu_k, \Sigma_k) \quad (5)$$

where π_k denotes the mixing proportion of each component, and it has $\sum_{k=1}^K \pi_k = 1$. To obtain the clustering result, a latent variable z_i is introduced to denote the cluster assignment for each observation x_i , i.e., $z_i = k$ indicates that the observation x_i is assigned to the k th component. Conditioned on the latent variables, it is able to work with the joint distribution $p(x, z)$ through the *expectation-maximization* (EM) algorithm, which is an iterative method to estimate the parameters of statistical models that involve latent variables based on maximum likelihood estimation (MLE). In the expectation step (E-step), the responsibility $r_{i,k}$ is evaluated using current parameters, which represents the probability that component k takes for explaining the observation x_i [32]. Subsequently, in the maximization step (M-step), the model parameters π_k, μ_k, Σ_k are updated using the responsibilities based on MLE. These two steps are repeated until the convergence of either the parameters or the likelihood. For more details about GMMs and the EM algorithm, one can refer to [27, 32].

For clustering, the responsibilities of each data point in mixture models effectively constitute a categorical distribution, i.e. $p(z_n) = \text{Cat}(K, r_n)$ with $r_n = \{r_{n,1}, r_{n,2}, \dots, r_{n,K}\}$, which captures the uncertainty associated with cluster assignments, as shown in Fig. 6. Nevertheless, a significant challenge encountered with mixture models is the intricate task of determining the optimal number of mixing components, K . This difficulty arises from the frequently

inadequate prior knowledge about the data generation process in real-world applications, which underscores the weakness of mixture models in addressing epistemic uncertainty.

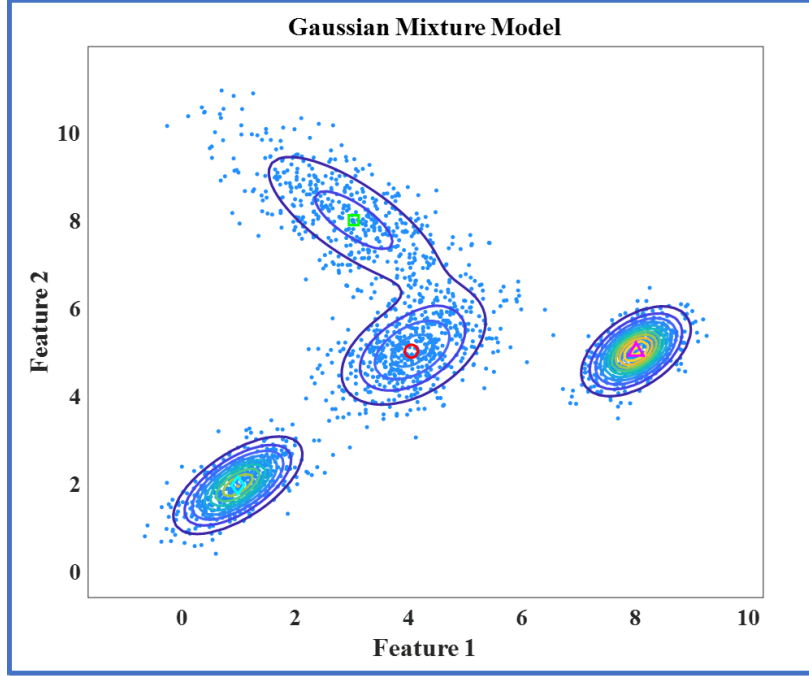


Fig. 6. Schematic diagram of clustering result of a GMM, with the contours reflecting uncertainty associated with cluster assignments.

3.3 Hidden Markov models for UT in clustering and classification

Hidden Markov models (HMMs) are probabilistic graphical models originally designed to model sequential data, which assume that the sequence of observed data is generated from a sequence of underlying hidden states [76], as shown in Fig. 7. A distinct characteristic of HMMs is that the hidden states are discrete variables [27, 76], and thus HMMs are also latent variable models and can be viewed as a dynamical extension of mixture models [77]. For the HMM in Fig. 7, it can be represented by the hidden states $\{z_1, z_2, \dots, z_T\}$ combined with the observation models $p(x_t | z_t)$, while the corresponding joint distribution can be expressed as:

$$p(x_{1:T}, z_{1:T}) = p(z_{1:T}) p(x_{1:T} | z_{1:T}) = p(z_1) \prod_{t=2}^T p(z_t | z_{t-1}) \prod_{t=1}^T p(x_t | z_t) \quad (6)$$

As the hidden states are discrete, in addition to sequential data modeling, HMMs are also commonly used for clustering and classification as powerful tools to address data uncertainty, with each hidden state representing a cluster or class [78]. Specifically, the uncertainty arising from state transition in each step is captured through a conditional distribution $p(z_t|z_{t-1})$, which reveals the propagation of uncertainty from the initial state to the final state. Moreover, the observation model quantifies the uncertainty associated with an observation x_t drawn from its corresponding state z_t , which is usually assumed to be a Gaussian distribution for continuous x_t , namely $p(x_t|z_t=k,\theta)=\mathcal{N}(x_t|\mu_k,\Sigma_k)$, or a categorical distribution for discrete x_t , namely $p(x_t|z_t=k,\theta)=\text{Cat}(x_t|\theta_k)$ [27]. Given the state transition probability and the observation model, the predictive distributions for the future state and future observation conditioned on previous observations, denoted by $p(z_{T+1}|x_{1:T})$ and $p(x_{T+1}|x_{1:T})$ respectively, can be derived using the forward algorithm or the forward-backward algorithm [27], which explicitly capture the uncertainty of HMMs' predictions. On the other hand, however, HMMs tend to be vulnerable to epistemic uncertainty due to the numerous parameters required for defining the transition matrices and observation models, which could lead to increased complexity of the HMM and the risk of overfitting [77]. Furthermore, the process of model selection for HMMs can be labor-intensive, as the relationship between states and observations is often unconstrained and may take on arbitrary forms or even involve high nonlinearity [77]. To overcome this limitation, HMMs are sometimes combined with Bayesian methods to address epistemic uncertainty. For more comprehensive information about HMMs, one can refer to [77].

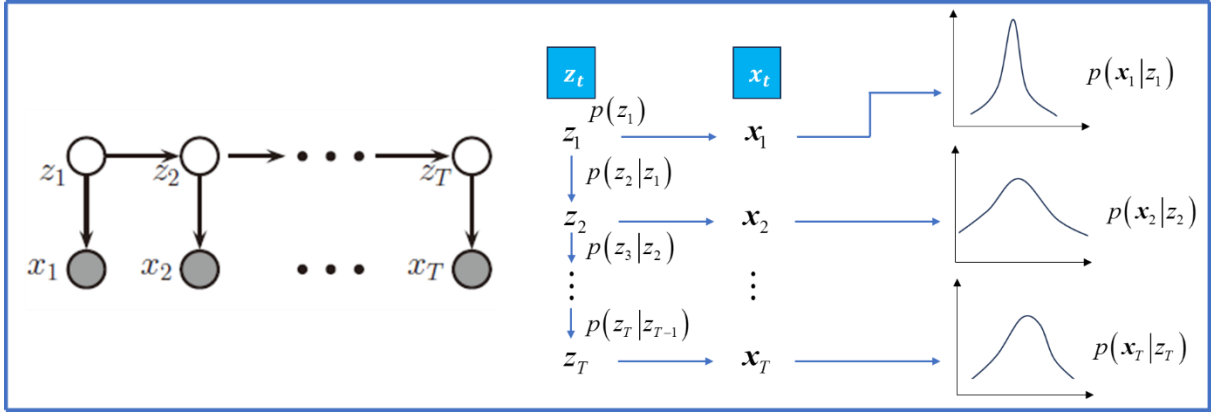


Fig. 7. Schematic illustration of the structure and UT method of an HMM.

3.4 Random forests for UT in classification and regression

Random forests (RFs) are ensembles of independent decision trees designed to enhance the robustness of their predictions. Specifically, decision trees are tree-like models representing decisions and their potential outcomes through recursively partitioning the input space, which can be used for both classification and regression tasks depending on the type of their predictions. Decision trees offer several advantages such as high interpretability, robustness to outliers, and the ability to handle large-scale datasets [27], but their predictions are normally unstable with high variance [27] due to their simple structure and limited capacity to address uncertainty [79]. To address this issue, RFs combine the predictions of multiple independent decision trees that are concurrently trained on different subsets of the data, with each subset formed by randomly choosing data points from the entire dataset with replacement (bootstrapped sampling) [27]. Fig. 8 presents a schematic overview of a RF, whose output can be expressed as follows:

$$f(x) = \frac{1}{M} \sum_{i=1}^M f_i(x|\theta_i) \quad (7)$$

where f_i is the i th decision tree. Through combining multiple decision trees trained on different datasets, RFs normally exhibit improved predictive performance and alleviate

overfitting [27] due to capturing the uncertainty arising from the randomness in the training phase. In addition, RFs can also address epistemic uncertainty by combining decision trees with different structures. The predictive uncertainty can be represented by the variance among the predictions of different decision trees in regression tasks [80], while in classification tasks, it can be represented by the average entropy [81].

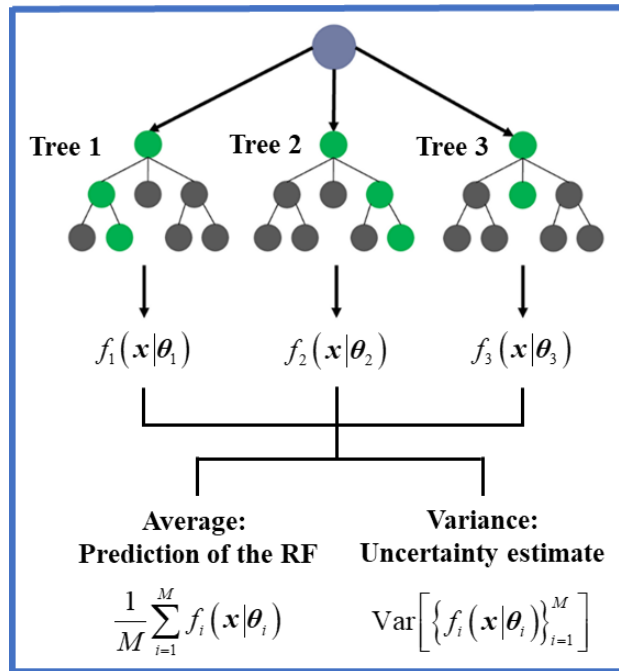


Fig. 8. Schematic overview of a random forest for UT in regression.

3.5 Boosting for UT in classification and regression

Boosting is an ensemble method that combines a series of decision trees or other base learners trained sequentially through a weighted version of the data. Specifically, the training data is reweighted before training each base learner, where more weight is assigned to samples that previous base learners made mistakes [27]. The final ensemble prediction of the boosted model is also a weighted sum of predictions of individual base learners, as illustrated in Fig. 9, which can be expressed as follows:

$$f(x) = \sum_{i=1}^M w_i f_i(x|\theta_i) \quad (8)$$

where w_i are tunable parameters denoting the weights of predictions of base learners and $\sum_{i=1}^M w_i = 1$; f_i represents the i th base learner parameterized by θ_i . Compared to RFs, boosting methods primarily prioritize reducing bias rather than variance in predictions [82]. However, boosting is susceptible to noisy data due to the weight mechanism employed in boosting. Specifically, noisy samples are often assigned much greater weights compared to other samples, which could amplify their impact and potentially result in overfitting [82], illustrating potential challenges of boosted models in addressing heteroscedastic data uncertainty. Moreover, while boosting methods address uncertainties by aggregating ML models trained on different datasets for more accurate and robust predictions, they typically lack inherent mechanisms for quantifying or managing these uncertainties. Nevertheless, boosting remains one of the most powerful techniques for enhancing predictive performance with many successful applications [27]. Over the years, various boosting methods have been proposed to properly estimate the weights of each base learner, with the two most renowned ones being *AdaBoost* [64, 66, 83] and *XGBoost* [84, 85].

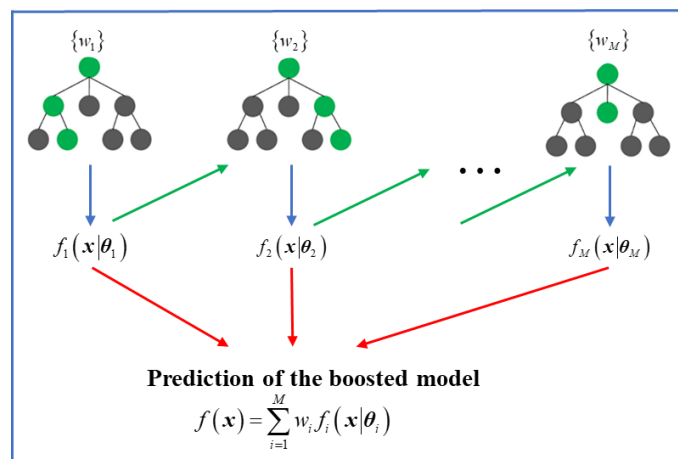


Fig. 9. Schematic illustration of a boosted model.

3.5.1 *AdaBoost*

AdaBoost, short for adaptive boosting, is a boosting method mainly used for binary

classification [27]. Conditioned on a binary classification task with the training set comprising inputs $\{x_1, x_2, \dots, x_N\}$ and corresponding target variables (labels) $\{y_1, y_2, \dots, y_N\}, y_i \in \{-1, +1\}$, the AdaBoost is initialized by assigning the same weight $\alpha_n^{(1)} = \frac{1}{N}$ to each data point. Then, the algorithm trains each base learner $f_i(x|\theta_i), i=1, 2, \dots, M$ sequentially by minimizing the weighted loss function:

$$\mathcal{L}_i = \sum_{n=1}^N \alpha_n^{(i)} I[f_i(x_n|\theta_i) \neq y_n] \quad (9)$$

where the superscript or subscript i denotes the i th base learner; $I[f_i(x_n|\theta_i) \neq y_n]$ is an indicator function, which equals 1 when $f_i(x_n|\theta_i) \neq y_n$ and 0 otherwise. For a new base learner, the weights assigned to each data point α_n are adjusted according to the weighted measures of the error rates of the previously trained learners. After the training of all base learners, the prediction of the Adaboost model can be derived according to Eq. (8). By utilizing an ensemble of individual base learners, AdaBoost converts the deterministic classification result of each base learner into a Bernoulli distribution that provides the probability of assigning a data point to each class, which serves as an estimate of predictive uncertainty. In addition to binary classification, AdaBoost can also be extended to multiclass classification and regression by employing different loss functions and target variables [32].

3.5.2 *XGBoost*

XGBoost, short for extreme gradient boosting, is a scalable and highly accurate variant of gradient boosting. Gradient boosting is a boosting technique that trains a set of base learners sequentially through gradient descent optimization, with each base learner trained using a specified loss function with respect to the false residuals (the difference between the output of previous base learners and the target) [82]. XGBoost employs the gradient boosting framework

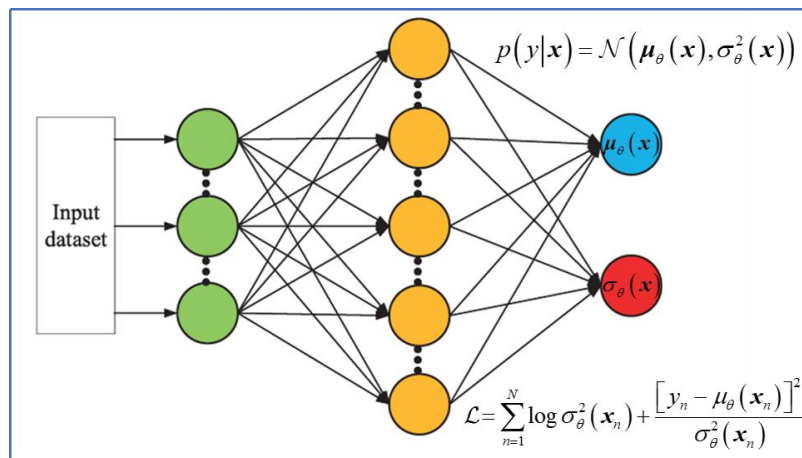
but introduces a regularization term into the loss function to penalize the complexity of the boosted model [86], which prevents overfitting and enhances the robustness of predictions of the boosted model. By combining the predictions of base learners trained through regularized gradient descent optimization, XGBoost exhibits competitive predictive performance in many real-world scenarios [82].

3.6 Ensemble of NNs for UT in classification and regression

In the field of ML, NNs hold a pivotal position as they are the foundation for deep learning (DL), which has emerged as a dominant force in modern ML due to its exceptional capabilities in feature extraction and nonlinear mapping [87]. However, a well-recognized limitation of NN-based ML models is that they are prone to generate unexpected, incorrect, but overconfident predictions [15, 21, 23-25, 34], which highlights the significance of UT in NNs. Currently, the majority of research works on adapting NNs to encompass uncertainty and probabilistic methods revolves around a Bayesian formalism due to its unique advantages in interpreting and quantifying predictive uncertainty [15, 21, 23-25, 34, 88], while there are also some studies focusing on uncertainty treatment for NNs through ensemble methods from a frequentist perspective [24, 34, 89, 90]. Like other ensemble methods, ensemble of NNs has long been regarded as a powerful tool to improve the predictive performance of NNs, but investigation on its usefulness for estimating predictive uncertainty has a much shorter history.

The pioneering work on this topic was proposed by Lakshminarayanan et al. [34], where they introduced a simple and scalable framework for predictive uncertainty quantification based on ensemble of NNs. In this framework, a set of NNs are trained in parallel based on bootstrapping and adversarial training, while the ensemble is treated as a uniformly-weighted

mixture model for predicting and uncertainty estimation. For classification, this corresponds to averaging the predicted softmax probabilities of each NN, while the negative log-likelihood serves as an estimate of predictive uncertainty [34]. For regression, an ensemble of mean-variance estimation NNs [91] is used, featuring two neurons in the output layer to predict the mean and variance, respectively, based on a Gaussian assumption of the target. The predictions of each NN form a mixture of Gaussian distributions, which is further approximated using a Gaussian distribution for the ease of computing quantiles and estimating predictive uncertainty [34]. The schematic overview of the uncertainty estimate method proposed in [34] is presented in Fig. 10. Compared to Bayesian methods, ensemble of NNs provides a more computationally efficient uncertainty estimation method by training a set of simple NNs based on distributed, parallel computation. In addition, it also offers a unique approach to uncertainty treatment and quantification for NNs from the frequentist perspective, which has been reported to produce better-calibrated uncertainty estimates than some Bayesian methods [34]. However, in the field of structural dynamics, limited research has explored applying this method for UT, resulting in a research gap that warrants further investigation.



(a)

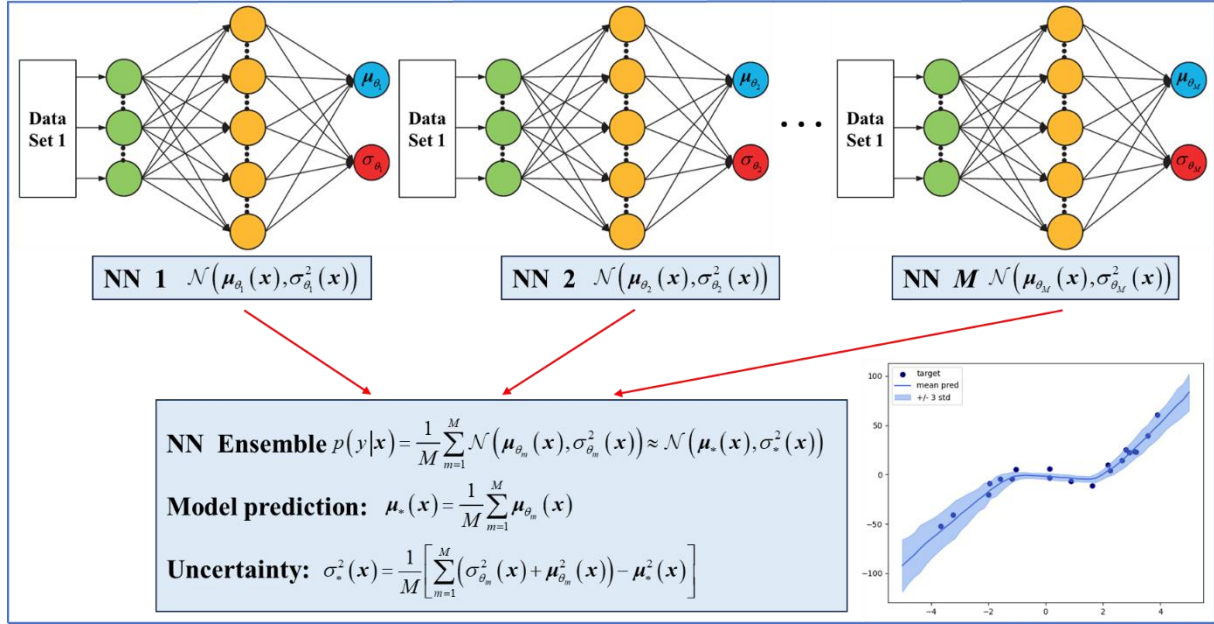


Fig.10. Schematic illustration of (a) mean-variance estimation NN and (b) uncertainty estimation using an ensemble of mean-variance estimation NNs in regression tasks.

4 Exploring Bayesian Approaches for PML

Bayesian methods provide a brand-new perspective for interpreting and estimating uncertainty in ML models by treating model parameters as uncertain variables rather than point estimates. This fundamental distinction from frequentist methods has led to the widespread acknowledgment of the advantages of Bayesian methods in UQ [15, 16, 21, 25]. However, it is also worth noting that Bayesian approaches are generally more computationally expensive and involve more assumptions in the probabilistic modeling process. This work places significant emphasis on the UT methods for ML models within the Bayesian framework, along with their applications in the field of structural dynamics. A particular focus is given to BNNs due to the dominance of NN-based models in modern ML techniques, as well as the commonly recognized importance of UT for NNs to prevent their overconfident predictions. [Table 3](#)

outlines some representative applications of these Bayesian UT methods in the field of structural dynamics, each of which will be elaborated in subsequent sections.

Table 3. Selection of literature on the applications of Bayesian UT methods for ML models in structural dynamic problems.

UT method	Advantages	Disadvantages	Ref.	
Non-NN methods	DPMM	flexibility; automatic choice of model complexity due to the nonparametric nature	computationally expensive; sensitive to prior choices	[92-94]
	BN	causal inference; interpretability; efficiency	requiring expert knowledge to define the conditional probabilities; limited scalability	[95-100]
	RVM	capabilities of sparse model representation and nonlinear mapping	sensitive to choices of hyperparameters and noisy data	[101-103]
	GP (DGP)	flexibility; nonlinear mapping capability	limited efficiency for high-dimensional data; sensitive to choices of kernels and hyperparameters	[104-112]
Bayesian	VAE	capabilities of feature extraction and generative modeling	ignoring the uncertainty from NNs	[113-118]
NN-based methods	Shallow BNN	flexibility; nonlinear mapping capability	limited capability of representation learning	[20, 119-121]
	BBL	flexibility; efficiency in network training	limited capability of representation learning	[122, 123]
	BDL	better capabilities of representation learning, nonlinear mapping, and epistemic uncertainty modeling than other methods	highest computational cost; limited interpretability; gradient vanishing or exploding problems	[124-140]

4.1 Fundamental of Bayesian ML

In general, Bayesian ML methods rely on the posterior distribution of model parameters to capture model uncertainty and formulate the (posterior) predictive distribution for uncertainty estimate. The posterior distribution of model parameters, θ , is derived through the application of Bayes' theorem, as illustrated in Eq. (10a). Meanwhile, the (posterior) predictive distribution can be obtained by marginalizing out the parameters given their posterior distribution, which is usually approximated using MC integration when the closed form solution is intractable, as shown in Eq. (10b).

$$p(\theta|\mathcal{D}) = \frac{p(\theta)p(\mathcal{D}|\theta)}{\int p(\mathcal{D}|\theta)p(\theta)d\theta} = \frac{p(\theta)p(\mathcal{D}|\theta)}{p(\mathcal{D})} \quad (10a)$$

$$p(y|x,\mathcal{D}) = \int p(y|x,\theta)p(\theta|\mathcal{D})d\theta \approx \frac{1}{N} \sum_{i=1}^N p(y|x,\theta_i) \Big|_{\theta_i \sim p(\theta|\mathcal{D})} \quad (10b)$$

where $p(\theta)$ incorporates prior knowledge about the model parameters and is independent to the observed data \mathcal{D} ; $p(\mathcal{D}|\theta)$ is the likelihood that denotes the probability of observing \mathcal{D} given a fixed value of θ ; the marginal likelihood $p(\mathcal{D})$ is known as the evidence, which is actually the probability density function (PDF) of observing data \mathcal{D} irrespective of any specific hypothesis; $p(y|x,\mathcal{D})$ is the model predictive distribution given a new observation x , with its empirical mean denoting the optimal prediction and empirical variance serving as an estimate of predictive uncertainty. Compared to non-Bayesian methods, Bayesian methods incorporate prior knowledge naturally, offering a more intrinsic approach to describing uncertainty in model parameters or indeed in model selection [32]. Moreover, Bayesian methods systematically mitigate the issue of bias, which lies at the root of the problem of overfitting [32]. This issue is frequently encountered in MLE, which is a widely used approach

in non-Bayesian ML methods. However, despite the advantages of Bayesian methods in UQ and model robustness enhancement, the posterior distribution is often analytically intractable in real applications due to the marginalization. This limitation has hindered the widespread use of Bayesian ML methods until the development of approximation techniques for estimating the posterior, with Laplace approximation, variational inference (VI), and Markov chain Monte Carlo (MCMC) sampling being among the most commonly used methods [21].

(1) *Laplace approximation*

The Laplace approximation aims to find a Gaussian approximation of the true posterior through the maximum a posteriori (MAP) estimation of model parameters, which is achieved based on a Taylor expansion of the negative of the logarithm of the posterior distribution [32, 41, 141]. Through Laplace approximation, the posterior distribution can be expressed as:

$$p(\theta | \mathcal{D}) \approx p(\hat{\theta} | \mathcal{D}) \exp\left\{-\frac{1}{2}(\theta - \hat{\theta})H(\hat{\theta})(\theta - \hat{\theta})\right\} \propto \exp\left\{-\frac{1}{2}(\theta - \hat{\theta})H(\hat{\theta})(\theta - \hat{\theta})\right\} \quad (11)$$

which means that the posterior can be approximated via the Gaussian distribution $\mathcal{N}(\hat{\theta}, H^{-1})$, with $\hat{\theta}$ being the MAP estimate of θ and $H(\hat{\theta})$ denoting the Hessian matrix whose elements are second derivatives of the negative logarithm of the posterior distribution, i.e.,

$$H_{ij} = -\left.\frac{\partial^2 \log p(\theta | \mathcal{D})}{\partial \theta_i \partial \theta_j}\right|_{\theta=\hat{\theta}}. \text{ Despite the computational simplicity of Laplace approximation, a}$$

critical issue of this approach is that the approximated posterior distribution is a Gaussian centered at a local mode of the true posterior [32], making it inadequate for cases where the true posterior is a multi-modal distribution. Moreover, for large scale ML models such as DNNs, computing the inverse of the Hessian matrix in Eq. (16) remains challenging or even infeasible [15, 142], which constrains the widespread application of Laplace approximation in deriving

the posterior distribution and addressing uncertainty in ML models.

(2) Variational inference

Different from the Laplace approximation, which relies on a Gaussian approximation to a local mode of the true posterior, VI seeks a more tractable approximation to the posterior using more global criteria, and thus has been broadly applied [32]. Specifically, assume the approximation is denoted by $q_\phi(\theta)$ with a set of free parameters ϕ , VI aims to minimize the KL divergence between $q_\phi(\theta)$ and the true posterior by tuning the variational parameters ϕ :

$$D_{KL}[q_\phi(\theta)\|p(\theta|\mathcal{D})] = \int q_\phi(\theta) \ln \left\{ \frac{q_\phi(\theta)}{p(\theta|\mathcal{D})} \right\} d\theta \quad (12)$$

To minimize the KL divergence, Eq. (12) are normally decomposed as follows [143]:

$$\begin{aligned} D_{KL}[q_\phi(\theta)\|p(\theta|\mathcal{D})] &= \log p(\mathcal{D}) - \int q_\phi(\theta) \ln \left\{ \frac{p(\mathcal{D}, \theta)}{q_\phi(\theta)} \right\} d\theta \\ &= \log p(\mathcal{D}) - \mathbb{E}_{\theta \sim q_\phi(\theta)} [\log p(\mathcal{D}, \theta)] + \mathbb{E}_{\theta \sim q_\phi(\theta)} [\log q_\phi(\theta)] \\ &= \log p(\mathcal{D}) - \mathcal{L}(q) \end{aligned} \quad (13)$$

where $\mathcal{L}(q) = \mathbb{E}_{\theta \sim q_\phi(\theta)} [\log p(\mathcal{D}, \theta)] - \mathbb{E}_{\theta \sim q_\phi(\theta)} [\log q_\phi(\theta)]$ is referred to as the evidence lower bound (ELBO). As $\log p(\mathcal{D})$ is independent to ϕ , minimizing $D_{KL}[q_\phi(\theta)\|p(\theta|\mathcal{D})]$ is equivalent to maximizing the ELBO. Therefore, VI effectively transforms inferring the posterior into an optimization problem, which is actually to find a tradeoff between prediction accuracy and model complexity [15]. Originally, the optimization relies on a fully factorized

variational distribution (mean-field VI), namely $q_\phi(\theta) = \prod_{i=1}^M q_{\phi_i}(\theta_i)$. Based on this assumption,

the optimal distribution of each factor can be derived analytically as follows [32]:

$$q_{\phi_i}^*(\theta_i) = \frac{\exp\{\mathbb{E}_{i \neq j} [\ln p(\mathcal{D}, \theta)]\}}{\int \exp\{\mathbb{E}_{i \neq j} [\ln p(\mathcal{D}, \theta)]\} d\theta_j} \quad (14)$$

while the optimal distribution $q_\phi^*(\theta)$ can be approximated by updating each factorized

distribution $q_{\phi}^*(\theta_i)$ iteratively, which is referred to as coordinate ascent algorithm [144]. In addition to coordinate ascent, another method for estimating the ELBO is stochastic VI based on stochastic gradient descent optimization [145]. Some remarkable extensions to stochastic VI include the natural gradient [145], the Bayes by Backprop [146] and the local reparameterization trick [147]. Conventionally, these VI approaches employ the mean-field assumption with factorized variational distribution, which leads to a straightforward lower bound for optimization, but the approximation capability is limited due to the ignorance of posterior correlations among variational parameters. To address this issue, some approaches adopt a Gaussian distributions with full covariance matrix [148, 149] as the variational distribution, but incorporating correlations inevitably introduces substantial memory and computational cost due to the increase of tunable parameters. In summary, VI has become the most prevalent method to infer the posterior distribution in Bayesian methods for UQ in ML due to its flexibility, scalability, and computational efficiency. However, it is essential to balance the approximation capability and computational cost for VI, as the amount of variational parameters scales quadratically with the number of parameters in the model [15]. Conditioned on the variational approximation $q_{\phi}(\theta)$, the predictive distribution can be estimated using MC integration:

$$p(y|x, \mathcal{D}) \approx \int p(y|x, \theta) q_{\phi}(\theta) d\theta \approx \frac{1}{N} \sum_{i=1}^N p(y|x, \theta_i) \Big|_{\theta_i \sim q_{\phi}(\theta)} \quad (15)$$

(3) *MCMC sampling*

MCMC is a general method for sampling from an intractable distribution. Specifically, a Markov chain is a stochastic process that models a sequence of samples $\theta^{(1)}, \theta^{(2)}, \dots, \theta^{(T)}$ with each state connected to the previous state by a transition probability

$T_t(\theta^{(t)}, \theta^{(t+1)}) \equiv p(\theta^{(t+1)} | \theta^{(t)})$. If $T_t(\theta^{(t)}, \theta^{(t+1)})$ is same for all t , the Markov chain is called homogeneous. Another crucial element for a Markov chain is the invariant, or stationary, distribution, which is defined as $p(\theta^{(t+1)}) = \sum_t T_t(\theta^{(t)}, \theta^{(t+1)}) p(\theta^{(t)})$ for a homogeneous Markov chain with transition probability $T(\theta^{(t)}, \theta^{(t+1)})$. A sufficient (but not necessary) condition to ensure a distribution $p(\theta)$ is invariant is that the transition probability satisfies the detailed balance, namely $p(\theta^{(t+1)}) T_t(\theta^{(t+1)}, \theta^{(t)}) = p(\theta^{(t)}) T_t(\theta^{(t)}, \theta^{(t+1)})$. For MCMC methods, the goal is to use Markov chains to sample from a given distribution, which can be achieved by constructing a Markov chain to make the desired distribution invariant. In addition, the property of ergodicity must also be ensured, which is defined as that for $t \rightarrow \infty$, the distribution $p(z^{(t)})$ converges to the invariant distribution $p(\theta)$, and $p(\theta)$ is called the equilibrium distribution under this condition. Then, the samples from the desired distribution can be obtained by recording states from the chain [32]. Based on this technique, the predictive distribution can be estimated using samples of model parameters drawn from the posterior distribution, as illustrated in Eq. (10b).

MCMC sampling ensures that samples converge to the exact posterior distribution after a sufficient number of iterations, but determining this sufficiency poses a challenge. As a result, MCMC sampling typically demands a considerable number of samples to guarantee convergence, resulting in an excessive investment of time and computing resources, thereby limiting its application to small-scale problems [15]. Over the years, a variety of MCMC methods, such as Metropolis-Hastings sampling [150], Gibbs sampling [151], slice sampling [152], Sequential Monte Carlo sampling [153], and Hybrid Monte Carlo sampling [154], have been developed to improve sampling efficiency and reduce convergence iterations. Another

potential direction involves combining MCMC sampling with VI to take advantage of both methods [155]. Nevertheless, the issue of trade-off between sampling accuracy and computation cost remains a challenge for the application of MCMC sampling in UQ for ML models and requires further investigation.

In summary, most practical Bayesian ML approaches estimate the posterior distribution of model parameters using the aforementioned three methods, and then formulate the predictive distribution to provide a systematic framework for uncertainty estimate and quantification. In this section, some well-known and commonly used Bayesian methods for UT in ML will be elaborately reviewed. Conditioned on the dominance of NNs in the modern ML literature, the remaining part of this section is divided into two subsections: the first covers several prevalent Bayesian ML methods that are not based on NN architecture, while the second focuses on shallow and deep BNNs with different network architecture, as well as the application of BNNs in several state-of-the-art (SOTA) learning techniques.

4.2 Non-NN-based probabilistic ML within a Bayesian framework

This section provides a comprehensive introduction to several Bayesian ML methods that, while not rooted in NNs, are crucial for interpreting and estimating the predictive uncertainty, which includes Dirichlet process mixture models, Bayesian networks, relevance vector machines, and Gaussian processes.

4.2.1 Dirichlet process mixture models for UT in clustering

As discussed in [Section 3.2](#), mixture models are powerful ML models for UT due to the utilization of the soft assignment strategy. However, a major drawback is that they require a complicated process to determine the number of mixing components, which directly affect their

performance and demonstrates the weakness of mixture models in addressing epistemic uncertainty arising from the choice of component number. Dirichlet process mixture models (DPMMs) are developed to address this issue, which can be viewed as a Bayesian extension of conventional mixture models [156]. Specifically, DPMMs employ a Dirichlet process prior that encompasses both the component number and the parameters of each component, and the posteriors can then be derived according to the Bayes' theorem through MCMC sampling [93, 157] or VI [144, 158]. In short, the Dirichlet process (DP) is a stochastic process in which sample paths are probability measures with probability one. Each sample drawn from a DP can be interpreted as a random distribution whose marginal distributions are Dirichlet distributions [156]. For a random distribution G , if for any finite measurable partition $A = \{A_1, A_2, \dots, A_r\}$ of the domain Θ , the following equation holds:

$$(G(A_1), G(A_2), \dots, G(A_r)) \sim \text{Dir}(\alpha G_0(A_1), \alpha G_0(A_2), \dots, \alpha G_0(A_r)) \quad (16)$$

Then, G follows a DP, denoted by $G \sim \text{DP}(\alpha, G_0)$, where G_0 is a random distribution defined over Θ known as the base distribution; α is a positive number referred to as the concentration parameter. As G is a distribution itself, a set of i.i.d. samples $\{\theta_1, \theta_2, \dots, \theta_N\}$, referred to as atoms, can be drawn from G . Conditioned on these samples, the DPMM that utilizes DP as a prior can be formulated straightforwardly by treating θ_n as the parameters of the distribution of the n th observation x_n , i.e., $x_n \sim F(x_n | \theta_n)$, while the distinct values $\{\theta_1^*, \theta_2^*, \dots, \theta_k^*\}$ in these samples intuitively induce a partitioning of $\{\theta_1, \theta_2, \dots, \theta_N\}$ with each θ_k^* representing an independent component in the mixture model.

In practice, the observations are commonly assumed to be Gaussian distributed with θ_k^* representing the mean and precision matrix, namely $\theta_k^* = \{\mu_k, \Lambda_k\}$. Based on this assumption,

the generative process of the Dirichlet process Gaussian mixture model (DPGMM) can be expressed using the stick-breaking construction, which is outlined as follows [144, 159]:

$$\begin{aligned}
v_k &\sim \text{Beta}(1, \alpha) \\
\pi_k(v) &= v_k \prod_{i=1}^{K-1} (1 - v_i), \quad K \rightarrow \infty \\
\theta_k^* &= \{\mu_k, \Lambda_k\} \sim G_0 \\
z_n &\sim \text{Mult}(\pi_k(v)) \\
x_n &\sim \mathcal{N}(x | z_n, \theta_{z_n}^*)
\end{aligned} \tag{17}$$

where π_k is the mixing proportion and z_n is the latent variable denoting cluster assignment.

Therefore, given a set of i.i.d. samples $\mathbf{X} = \{x_1, x_2, \dots, x_N\}$, the likelihood function can be expressed as [144]:

$$p(\mathbf{X} | \Phi) = \prod_{n=1}^N p(x_n | \Phi) = \prod_{n=1}^N \prod_{k=1}^K [\mathcal{N}(x_n | \mu_k, \Lambda_k)]^{\mathbf{1}[z_n=k]}, \quad K \rightarrow \infty \tag{18}$$

where $\mathbf{1}[z_n=k]$ is an indicator function that equals 1 if $z_n=k$ and 0 otherwise;

$\Phi = \{v, z, \mu, \Lambda\}$ denotes the parameters of the DPGMM. The posterior distribution of Φ can be inferred accordingly using Bayes' theorem:

$$p(\Phi | \mathbf{X}) = \frac{p(\Phi) p(\mathbf{X} | \Phi)}{\int p(\Phi) p(\mathbf{X} | \Phi) d\Phi} = \frac{\prod_{k=1}^K p(v_k) p(\mu_k, \Lambda_k) \prod_{n=1}^N p(z_n | v) p(x_n | z_n, \mu, \Lambda)}{p(\mathbf{X})} \tag{19}$$

To estimate the posterior distribution, various approximation methods, such as collapsed Gibbs sampling [93, 157], blocked Gibbs sampling [144], truncated VI [144], stochastic VI [145], streaming truncation-free VI [160], have been developed over the years, which can then be used to formulate the posterior predictive distribution for uncertainty estimation. The DPMM explicitly addresses the epistemic uncertainty stemming from model selection and model parameters by incorporating both component number and the parameters of each component into a nonparametric prior, while the aleatoric uncertainty is captured through the soft

assignment strategy. Consequently, DPMMs offer a systematic framework for elucidating and quantifying the predictive uncertainty in clustering, resulting in greater robustness compared to traditional mixture models. For more details about DP and DPMMs, one can refer to [144, 156].

4.2.2 Bayesian networks for UT in classification and regression

Bayesian networks (BNs), also known as Bayes nets or belief networks, are probabilistic graphical models constructed by directed acyclic graphs (DAGs) [27], where the nodes represent uncertain variables and the directed links from parent nodes to child nodes indicate the dependence between variables, as shown in Fig. 11. Generally, the BN models discrete uncertain variables through probability mass functions (PMFs) over a certain number of intervals [100, 161], providing an estimate of uncertainty associated with each variable.

Assume $X = \{x_1, x_2, \dots, x_K\}$ denote the uncertain variables included in a BN, the joint PMF of the BN in Fig. 11 can be evaluated by the product of conditional and marginal probabilities:

$$p(\mathbf{X}) = \prod_{k=1}^K p(x_k | pa_k) = p(x_5 | x_2, x_3) p(x_4 | x_2) p(x_3 | x_1) p(x_2 | x_1) p(x_1) \quad (20)$$

where pa_k denotes the set of parents of x_k . Conditioned on the joint distribution, BN inference algorithms can propagate through all nodes to compute the conditional probabilities based on the Bayes' theorem when provided with information (known as evidence e [100]) on one or several variables:

$$p(\mathbf{X}^{-i} | x_i = e) = \frac{p(\mathbf{X}^{-i}) p(x_i = e | \mathbf{X}^{-i})}{p(x_i = e)} \quad (21)$$

where \mathbf{X}^{-i} denotes the set of all variables except x_i . Therefore, BNs provide a coherent framework to represent and reason about uncertainty propagation by encoding the conditional

dependencies within a network structure [162]. They also enable more efficient Bayesian updating results at all nodes compared to many other Bayesian methods [100]. Nevertheless, difficulties arise from the construction of an accurate and representative BN for a given system, which requires expert knowledge to determine the conditional probabilities in the BN. For more details about the BN and its variants, one can refer to [27].

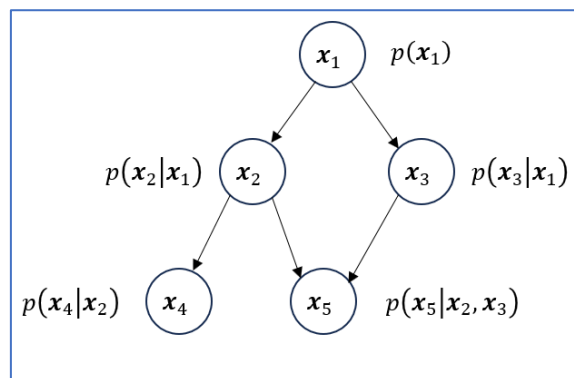


Fig. 11. The schematic diagram of a Bayesian network.

4.2.3 Relevance vector machines for UT in classification and regression

For ML models, raw data is normally transformed into feature vector representations through a user-specified feature map to train the model. However, it can be difficult to represent certain kinds of objects, such as text documents, with fixed-sized feature vectors. An alternative approach to address this issue is to use a kernel function, denoted by $\kappa(x, x') = \phi(x)^T \phi(x')$, to operate the data points in a high-dimensional feature space implicitly, which is known as *kernel methods* [27]. For example, a commonly used kernel function is the inner product of two data points, namely $\kappa(x, x') = x^T \cdot x'$, which captures the similarity between data points. Over the years, a variety of kernel methods have been developed for different ML tasks, among which support vector machines (SVM) stand out as the best-known member. These methods aim to find a hyperplane or set of hyperplanes in a high-dimensional feature space that best generalizes

the training dataset, making them applicable for both classification and regression [27]. Despite the widespread use and computational advantages of SVMs, they are deterministic methods that lack the capability of UT [27]. To address this issue, relevance vector machines (RVMs) have been developed, which can be viewed as a Bayesian extension of SVMs with many shared characteristics [32].

Take a regression task for example, the RVM introduces a kernel function $\kappa(x, x_n)$ into the linear regression model to capture the nonlinearities:

$$f(x) = w^T \kappa(x, x_n) \quad (22)$$

where w is the weight vector. To address data uncertainty, the target output y is assumed to be Gaussian distributed in RVMs, i.e., $p(y|x, \beta) = \mathcal{N}(y|f(x), \beta^{-1})$. Meanwhile, as a Bayesian approach, a prior distribution of w is introduced, which, in RVMs, are normally assumed to be an independent zero-mean Gaussian distribution [32], i.e., $p(w|\alpha) = \prod_{i=1}^M \mathcal{N}(w_i|0, \alpha_i^{-1})$. Based on this assumption, given a set of training data $\mathcal{D}_r = \{x_i, y_i\}_{i=1}^N$, the posterior of w can be analytically derived using Bayes' rule, which is also a Gaussian distribution and can be expressed as:

$$p(w|\mathcal{D}_r, \alpha, \beta) = \frac{p(w|\alpha) p(y|x, w, \beta)}{p(y|x, \alpha, \beta)} = \mathcal{N}(w|m, \Sigma) \quad (23)$$

where m and Σ can be calculated given the hyperparameters α and β , and these hyperparameters are commonly estimated by maximizing the evidence through derivatives or the EM algorithm [32]. It is worth noting that within the optimization process of RVMs, a proportion of inputs are assigned zero weights and thus are trivial in predictions for new inputs, while the remaining inputs corresponding to nonzero weights, known as *relevance vectors*, are

crucial for the model predictive performance [32]. Based on the posterior distribution, the predictive distribution of the RVM can be estimated according to Eq. (10b), with its variance serving as a quantification of predictive uncertainty. Similarly, RVMs can also be implemented in classification tasks by changing the targets to class labels and modeling the predictive distribution via a Bernoulli or Multinomial distribution [27]. The only difference from regression is that the posterior cannot be derived analytically in classification, requiring the use of approximation methods. Fig. 12 schematically illustrates the UT of RVMs in regression and classification, which explicitly quantify the predictive uncertainty through probabilistic decision boundary or predictive variance for classification and regression tasks, respectively. For more details about RVMs, one can refer to [163].

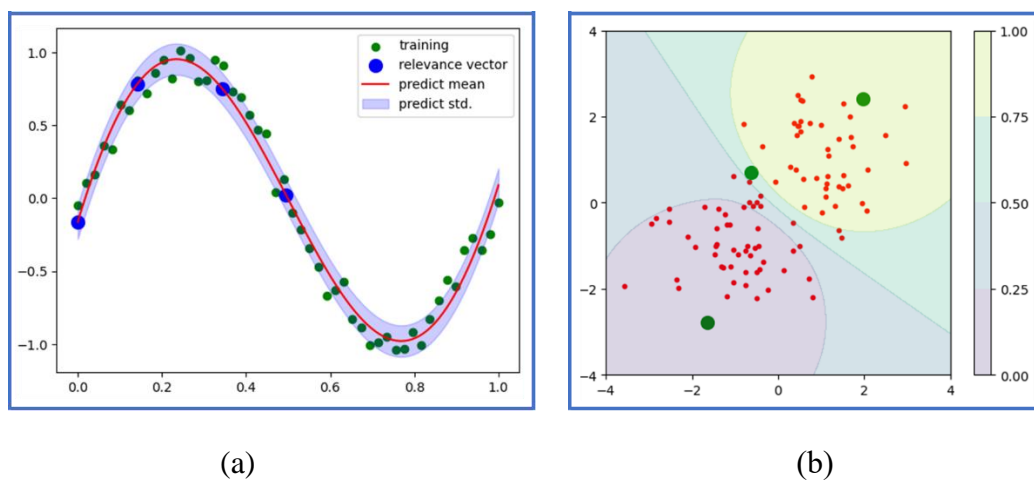


Fig. 12. Uncertainty treatment of RVMs for (a) regression and (b) classification.

4.2.4 Gaussian processes for UT in classification and regression

4.2.4.1 Gaussian processes

The Gaussian process (GP) is a nonparametric Bayesian kernel method that performs Bayesian inference over the mapping functions f from the inputs x to target variables y directly, rather than inferring parametric representations for these functions [27]. Specifically,

a function $f(x)$ distributed as a GP with the mean function $m(\cdot)$ and covariance function $\kappa(\cdot)$ can be denoted by:

$$f(x) \sim GP(m(x), \kappa(x, x')) \quad (24)$$

where $m(x) = \mathbb{E}[f(x)]$ and $\kappa(x, x') = \mathbb{E}[(f(x) - m(x))(f(x') - m(x'))^T]$ is a positive definite kernel function. For any finite set of data points $\mathbf{X} = \{x_1, x_2, \dots, x_N\}$, this process defines a joint Gaussian distribution, namely $p(f|\mathbf{X}) = \mathcal{N}(f|\mu(\mathbf{X}), \Sigma(\mathbf{X}))$, with mean and covariance given by $\mu(\mathbf{X}) = \{m(x_1), m(x_2), \dots, m(x_N)\}$ and $\Sigma_{ij}(\mathbf{X}) = \kappa(x_i, x_j)$, which demonstrates that each sample of a GP is itself a distribution, and every finite collection of these samples has a multivariate Gaussian distribution [27]. Due to their nonparametric nature, GPs are highly flexible in modeling data with complex structure and correlations and can be used for both regression and classification.

Take a regression task for example, where a GP is used as the prior of the regression function. Suppose the training set is denoted by $\mathcal{D}_{tr} = \{\mathbf{X}_{tr}, \mathbf{Y}_{tr}\} = \{x_i, y_i\}_{i=1}^N$ with the targets governed by some mapping function and some independent Gaussian noise, namely $y = f(x) + \epsilon, \epsilon \sim \mathcal{N}(0, \sigma^2)$, the aim is to predict the target \mathbf{Y} given new observations \mathbf{X} .

Based on the definition of GP, it has:

$$\begin{pmatrix} f(\mathbf{X}_{tr}) \\ f(\mathbf{X}) \end{pmatrix} \sim \mathcal{N}\left(\begin{pmatrix} \mu(\mathbf{X}_{tr}) \\ \mu(\mathbf{X}) \end{pmatrix}, \begin{pmatrix} \Sigma_{tr} & \Sigma' \\ (\Sigma')^T & \Sigma \end{pmatrix}\right) \quad (25)$$

where $\Sigma_{tr} = \kappa(\mathbf{X}_{tr}, \mathbf{X}_{tr})$, $\Sigma' = \kappa(\mathbf{X}_{tr}, \mathbf{X})$, and $\Sigma = \kappa(\mathbf{X}, \mathbf{X})$. For computational simplicity, it is common to assume the mean is zero and use the squared exponential (SE) kernel, aka Gaussian kernel or radial basis function (RBF) kernel [164], that is, $\begin{pmatrix} \mu(\mathbf{X}_{tr}) \\ \mu(\mathbf{X}) \end{pmatrix} = \mathbf{0}$ and

$\kappa(x, x') = \sigma_f^2 \exp\left\{-\frac{1}{2l^2}|x - x'|^2\right\}$. As a result, Eq. (25) can be rewritten as

$\begin{pmatrix} f(\mathbf{X}_{tr}) \\ f(\mathbf{X}) \end{pmatrix} \sim \mathcal{N}\left(\mathbf{0}, \begin{pmatrix} \boldsymbol{\Sigma}_{tr} & \boldsymbol{\Sigma}' \\ (\boldsymbol{\Sigma}')^T & \boldsymbol{\Sigma} \end{pmatrix}\right)$. Since the model prediction \mathbf{Y} can be represented by the sum

of $f(\mathbf{X})$ and the noise ϵ , the joint distribution of the model prediction and the targets in the

training data is also a Gaussian, namely $\begin{pmatrix} \mathbf{Y}_{tr} \\ \mathbf{Y} \end{pmatrix} = \begin{pmatrix} f(\mathbf{X}_{tr}) \\ f(\mathbf{X}) \end{pmatrix} + \begin{pmatrix} \epsilon \\ \epsilon \end{pmatrix} \sim \mathcal{N}\left(\mathbf{0}, \begin{pmatrix} \boldsymbol{\Sigma}_{tr} + \sigma^2 \mathbf{I} & \boldsymbol{\Sigma}' \\ (\boldsymbol{\Sigma}')^T & \boldsymbol{\Sigma} + \sigma^2 \mathbf{I} \end{pmatrix}\right)$.

Therefore, the predictive distribution can be analytically derived by marginalizing out the function f [27]:

$$p(\mathbf{Y}|\mathbf{X}, \mathcal{D}_{tr}) = \mathcal{N}(f(\mathbf{X})|\boldsymbol{\mu}^*, \boldsymbol{\Sigma}^*) \quad (26)$$

where $\boldsymbol{\mu}^*$ and $\boldsymbol{\Sigma}^*$ can be calculated given the training data with the detailed derivation provided in [27]. For classification tasks, GPs can be employed in a similar manner to regression tasks by replacing the multinomial logit function with the multinomial probit function [27]. A schematic illustration of GP for one-dimensional regression is presented in Fig.

13, where the variance quantifies the predictive uncertainty.

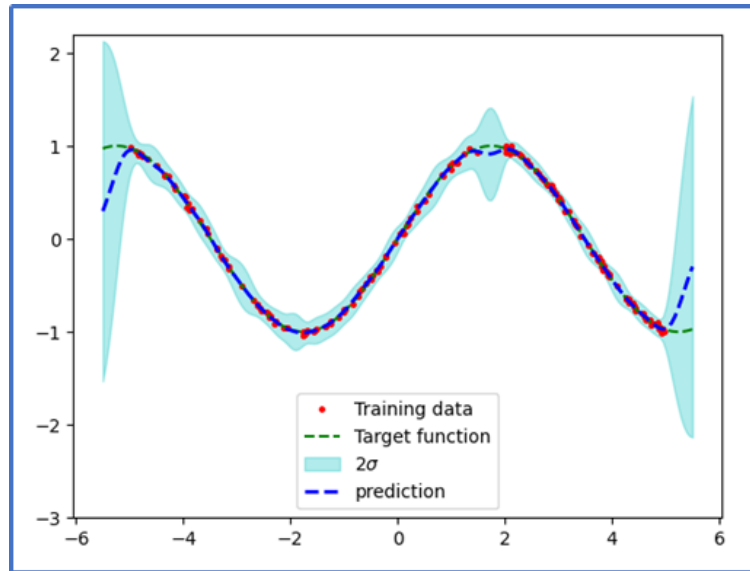


Fig. 13. Schematic diagram of a GP for UT in regression.

Compared to RVM, the nonparametric nature of GP provides it with greater flexibility but incurs substantial computational and storage costs due to the dense nature of the kernel matrix

[32]. Nevertheless, GP remains a favored choice in PML methods for UT, as its closed form predictive distribution significantly facilitates UQ and inference processes compared to some other Bayesian methods. However, a limitation of GP is its sensitivity to the choice of hyperparameters, such as the noise variance and the kernel parameters, which motivates researchers to optimize hyperparameters using Bayesian methods by treating them as uncertain variables [27, 104].

4.2.4.2 Deep Gaussian processes

Over the years, various GP variants have been developed to broaden the application scope of GPs [165], with the deep Gaussian process (DGP) standing out as a particularly notable innovation. The DGP has a multiple-layer structure akin to DNNs with each layer represented by a GP [23], as depicted in Fig. 8. From this perspective, DGPs can also be interpreted as deep belief networks based on GP mappings [166]. Compared to traditional GPs, DGPs overcome the limitation arising from the absence of kernel functions capable of handling structured data, which is achieved through a hierarchical feature extraction scheme that properly determines the similarity of a pair of data points based on the multilayer structure [165]. Consequently, DGPs exhibit enhanced capability in capturing diverse relationships among samples in large datasets while being less sensitive to the choice of kernels compared to traditional GPs [15]. Similar to NNs, the forward propagation and joint probability distribution of the DGP shown in Fig. 14 can be expressed as:

$$y = f_n(f_{n-1}(\dots f_1(x))) \quad (27a)$$

$$p(y, f|x) = p(y|f_n) \prod_{i=2}^n p(f_i|f_{i-1}) p(f_1|x) \quad (27b)$$

where each function $f_i(\bullet)$ is a Gaussian process model. The joint distribution of each hidden

layer follows a Gaussian distribution due to the definition of GP, while the predictive distribution captures a more complex mapping from the input to the target variable through the composition of GPs. This composition also allows uncertainty to propagate from the input through each hidden layer to the output. Despite the advantages of DGPs in nonlinear mapping and UQ, a challenge arises from maximizing the data likelihood $p(y|x)$ in the training phase of DGPs, as the direct marginalization of hidden variables f is intractable, which makes the training of DGPs commonly rely on VI by introducing inducing points in each hidden layer and optimizing the variational distribution [166]. For more details about DGP, one can refer to [165, 166].

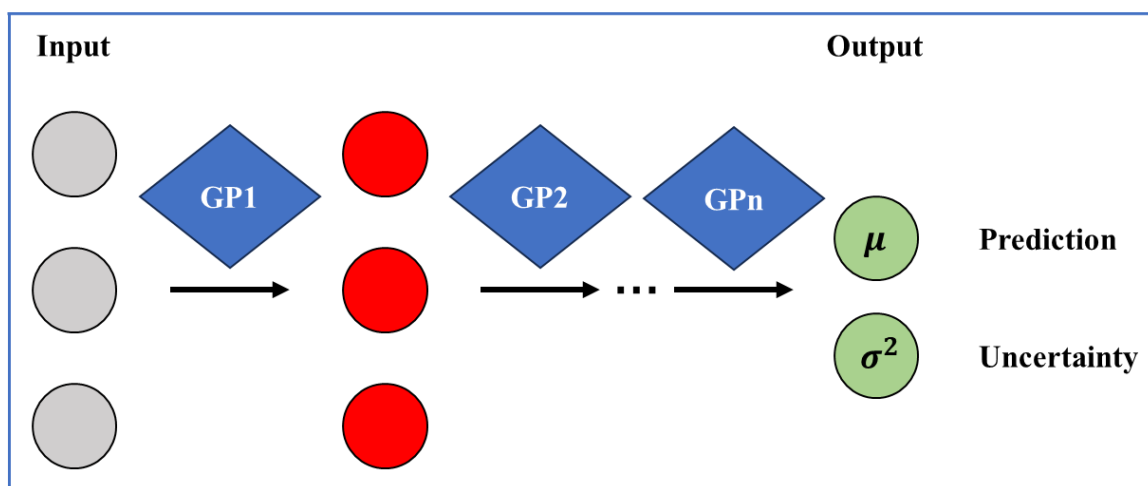


Fig. 14. The schematic diagram of a deep Gaussian process.

4.3 NN-based ML working in a Bayesian framework

In the field of UT for ML models, NNs with Bayesian inference, particularly BNNs, play a critical role as they explicitly quantify the predictive uncertainty of NNs. Specifically, as a Bayesian approach, BNNs consider the weights of NNs as uncertain variables with a specific prior, as illustrated in Fig. 15, which induces a distribution over a parametric set of functions. Subsequently, the posterior distribution of network weights can be estimated using the Bayes'

rule to formulate the predictive distribution of NNs. Consequently, BNNs provide a systematic framework for UT in NNs, especially addressing epistemic uncertainty arising from model parameters, which, in turn, makes them more robust against overfitting and mitigates the risk of overconfident predictions [15]. Conditioned on the unique advantages of BNNs for both nonlinear mapping and uncertainty estimation, this work places a significant emphasis on BNNs by initially providing a brief overview of them. Subsequently, some approximate inference techniques that are prevalent in modern BNNs are highlighted, with combinations of BNNs and modern DNN architectures are exemplified.

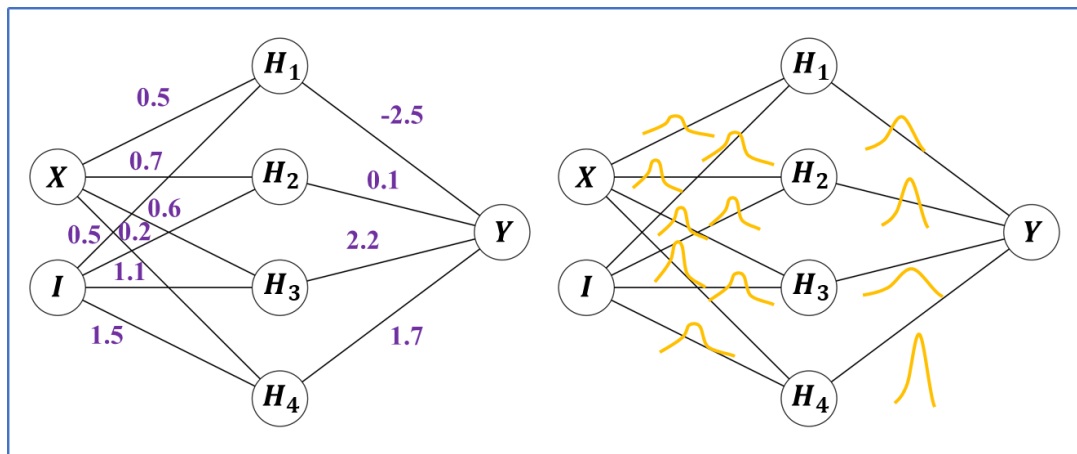


Fig. 15. The difference between BNNs and traditional NNs. Left: a traditional NN with each weight being a fixed value. Right: a BNN with each weight assigned a probability distribution over possible values (reproduced from [146]).

4.3.1 Fundamentals

Similar to other Bayesian methods, the computational issue of the posterior distribution also troubles BNNs, which is even worse as modern DNNs potentially have millions of parameters. The inception of BNNs dates back to the 1980s, with an objective to employ a statistical framework to reason about the generalization error of NNs [167]. Over the years, with the increasing popularity of BNNs, the posterior approximation methods for BNNs have

been extensively investigated, while the most notable ones include Laplace approximation [168], Hamiltonian Monte Carlo sampling [169], VI with full covariance matrices [148]. These approaches represent crucial initial strides towards practical BNNs, but they suffer from either unaffordable computational costs or limited predictive performance due to simplifications, which makes them difficult to adapt to modern DNNs with complex structures and numerous parameters. To this end, a recent trend in approximation methods turns to be combining MC sampling and VI, aiming at utilizing their respective advantages to provide practical solutions to complex BNN models with satisfying predictive performance, among which the most prominent approaches include Bayes by Backprop [146] and MC dropout [30] and thus are introduced in this work.

(1) Bayes by Backprop:

Bayes by Backprop is a training technique for BNNs proposed by Blundell et al. [146], which adopts a Gaussian prior over the weights w and derives the posterior distribution by variational inference. Specifically, the loss function for a BNN from the VI perspective can be expressed as:

$$\mathcal{L}(\mathcal{D}_{tr}, \phi) = -\mathbb{E}_{q_\phi(w)}[\log p(\mathcal{D}_{tr} | w)] + D_{KL}[q_\phi(w) \| p(w)] \quad (28)$$

The loss function is a sum of a data-dependent part $-\mathbb{E}_{q_\phi(w)}[\log p(\mathcal{D}_{tr} | w)]$ known as the likelihood loss, and a prior dependent part $D_{KL}[q_\phi(w) \| p(w)]$ known as the complexity loss. Minimizing Eq. (28) directly is computationally prohibitive, thus in Bayes by Backprop, an unbiased gradient estimate of the loss is derived based on the reparameterization trick [147].

Using MC integration, Eq. (28) can be approximated as:

$$\mathcal{L}(\mathcal{D}_{tr}, \phi) \approx -\sum_{i=1}^N \log q_\phi(w^{(i)}) - \log p(w^{(i)}) - \log p(\mathcal{D}_{tr} | w^{(i)}) \quad (29)$$

where $w^{(i)}$ is the i th MC sample drawn from the variational posterior $q_\phi(w^{(i)})$. Suppose the variational posterior is a diagonal Gaussian, then a sample of the weights $w^{(i)}$ can be obtained by employing the reparameterization trick, which can be expressed as $w = \mu + \sigma \odot \epsilon$ with $\epsilon \sim \mathcal{N}(0, I)$. Based on this construction, the gradients of the loss function in Eq. (29) with respect to the mean and variance can be analytically derived, which enables the model to be trained by the usual backpropagation algorithm. Additionally, in [146], the BNN model is further changed by assuming a mixture of Gaussians prior over each weight, liberating the algorithm from the confines of Gaussian priors and posteriors to further improve its flexibility. Case studies on some benchmark datasets demonstrate that Bayes by Backprop yields comparable performance to some SOTA techniques with an enhanced capability in interpreting and quantifying predictive uncertainty for better generalization [146]. However, even Bayes by Backprop is computationally expensive sometimes despite of the tractability of the gradients, as the use of Gaussian variational posterior doubles the number of model parameters without increasing model capacity by much [25], which could limit its application to large complex DNNs. Moreover, this method is normally implemented in fully connected layers, making it incapable of handling parameter uncertainty for more sophisticated NN architectures containing convolutional and recurrent layers. To overcome these limitations, Gal and Ghahramani [30, 170] proposed a more efficient algorithm for training BNNs, known as MC dropout, which has currently become the most popular method for training BNNs in many domains [15] due to its scalability, computational simplicity and applicability.

(2) Monte Carlo dropout:

The development of MC dropout is inspired by the theoretical findings that some

stochastic regularization techniques, mainly dropout, are equivalent to the approximate inference in training BNNs when the prior satisfying the KL condition [25]. Specifically, dropout omits each hidden unit from the network with a certain probability (called dropout rate) on each training case [171], as shown in Fig. 16, which prevents excessive co-tuning and constrains model complexity, thus alleviates overfitting problems in NNs. Conditioned on a NN with L layers, the loss function with dropout and L2 regularization can be expressed as:

$$\mathcal{L}_{dropout} = \frac{1}{N} \sum_{i=1}^N L(y_i, \hat{y}_i) + \lambda \sum_{i=1}^L (\|W_i\|_2^2 + \|b_i\|_2^2) \quad (30)$$

where $L(y_i, \hat{y}_i)$ denotes the loss function; W_i and b_i are the weight matrix and bias vector of the i th layer, respectively; and λ is the weight decay. Dropout is applied by sampling binary variables from a Bernoulli distribution with the dropout rate p_i for every input point and for every network unit in each layer (apart from the last one), which can be expressed as:

$$W_i = M_i \cdot \text{diag}\left(\left[z_{ij} \right]_{j=1}^{K_i}\right), z_{ij} \sim \text{Bernoulli}(p_i) \text{ for } i=1, \dots, L, j=1, \dots, K_{i-1} \quad (31)$$

Consider the optimization of a BNN using VI, the objective is minimizing the KL divergence between the true posterior over the weights $p(W|\mathcal{D}_r)$ and a variational distribution $q_\phi(W)$, which can be expressed as $\mathcal{L}_{VI} = -\sum_{i=1}^N \int q_\phi(W) \log p(y_n | x_n, W) dW + D_{KL}(q_\phi(W) \| p(W))$. According to Gal and Ghahramani [30], this objective is equivalent to that shown in Eq. (30) given appropriate variational parameters and hyperparameters, which demonstrates that the standard training techniques for NNs with dropout can be directly implemented to approximate a BNN with VI, without introducing additional computational burden. The predictive distribution can be estimated with MC integration by applying dropout during the testing phase, as illustrated in Eq. (32), thus this method is referred to as MC dropout:

$$p(y|x, \mathcal{D}_{tr}) = \int p(y|x, \mathbf{W}) q_\phi(\mathbf{W}) d\mathbf{W} \approx \frac{1}{N} \sum_{i=1}^N p(y|x, \hat{\mathbf{W}}_i) \Big|_{\hat{\mathbf{W}}_i \sim q_\phi(\mathbf{W})} \quad (32)$$

Compared to other methods, MC dropout significantly alleviates the computational burden that often prohibits the application of BNNs. It also captures the correlations among network weights by factorizing the distribution for each weight row in each weight matrix, instead of factorizing over each weight scalar. Additionally, some variants of MC dropout can be implemented in CNNs and RNNs for UT [25]. Furthermore, MC dropout-based BNNs can also differentiate the aleatoric and epistemic parts of the predictive uncertainty [17]. These characteristics enable MC dropout to be integrated into large scale DNNs for UQ and performance improvement, making it become the most prevalent method for training BNNs currently [15]. Despite its efficiency and flexibility, MC dropout also has some limitations. [25]. Firstly, in MC dropout, dropout is applied in both training and testing phases (unlike traditional dropout, which is used only during training), leading to additional computational costs in the testing phase to calculate sample mean and variance. Secondly, the uncertainty estimated by MC dropout may be less calibrated compared to other methods [25, 172], resulting in increased predictive uncertainty for large magnitude data points or variations in scale across datasets. Thirdly, MC dropout tends to underestimate predictive uncertainty due to the mean-field assumption and Gaussian variational distribution that are commonly used. In this scenario, VI tends to penalize the variational distribution more for placing probability mass where the true posterior has no mass, but less for missing areas where the true posterior does have mass [25]. This can lead to a narrower approximation of the posterior distribution, resulting in lower variance estimates. With these constraints, in practice MC dropout is often combined with some other programming techniques such as distributed computing for a better model performance

and uncertainty estimate.

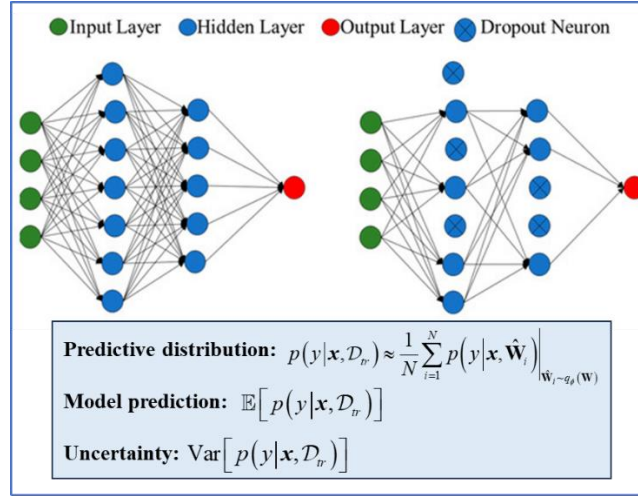


Fig. 16. A fully connected neural network (left) and the same network with dropout in a particular training step (right).

4.3.2 Shallow Bayesian neural networks

Shallow NNs are simple NN architectures that only contain three layers: the input layer, the hidden layer, and the output layer, which are more interpretable and less computationally expensive than DNNs with multiple hidden layers but have a limited capacity to capture complex hierarchical features and representations. Due to their simplicity, original approximation methods for BNNs are mainly implemented on shallow NNs to investigate their applicability and UQ capability [25], and these models are referred to as shallow BNNs in this work. A remarkable advantage of shallow BNNs is that the optimization objective is analytical tractable using many approximation methods without strong assumptions [25], but they do not fall into the mainstream of uncertainty estimate in modern NNs due to the limited capacity inherently associated with shallow NNs. In the field of structural dynamics, the demand for shallow BNNs in uncertainty estimate also focuses on small scale problems that require model interpretability, such as fatigue analysis [20, 120] and damage diagnosis [121]. These

applications demonstrate the advantages of shallow BNNs in interpreting and quantifying the predictive uncertainty, offering a robust guidance for decision making.

4.3.3 *Bayesian broad learning*

Broad learning system (BLS) [173] is a computationally efficient alternative to traditional DNNs, which, similar to shallow NNs, only comprises of three layers. As illustrated in Fig. 17, the hidden layer of the BLS combines the feature nodes, which represent the extracted features from raw inputs, with the enhancement nodes designed to improve the generalization property. Compared to DNNs, BLS is more efficient in training and adapting reconfiguration of network architecture by utilizing an incremental learning strategy [173]. However, the sensitivity of BLS to the number of feature nodes requires a large network in the training phase, which makes BLS vulnerable to overfitting [122, 174]. Bayesian broad learning (BBL) is proposed to address this issue by considering the connecting weights of the last layer as uncertain variables (Fig. 17) with a zero-mean Gaussian [174] or uniform prior [122], while the posterior distribution of these weights can be estimated according to Bayes' theorem. Subsequently, the optimal network prediction with quantified uncertainty can be determined based on the posterior predictive distribution. Compared to shallow BNNs, BBL has higher capacity due to its flat structure, while it is more computationally efficient than BDL models owing to a simpler network architecture. However, BBL only addresses the epistemic uncertainty from the weights of the last layer while ignoring the uncertainty in feature extraction and enhancement, making it less prevalent for UT in NNs than BDL. For more details about BBL, one can refer to [122, 174].

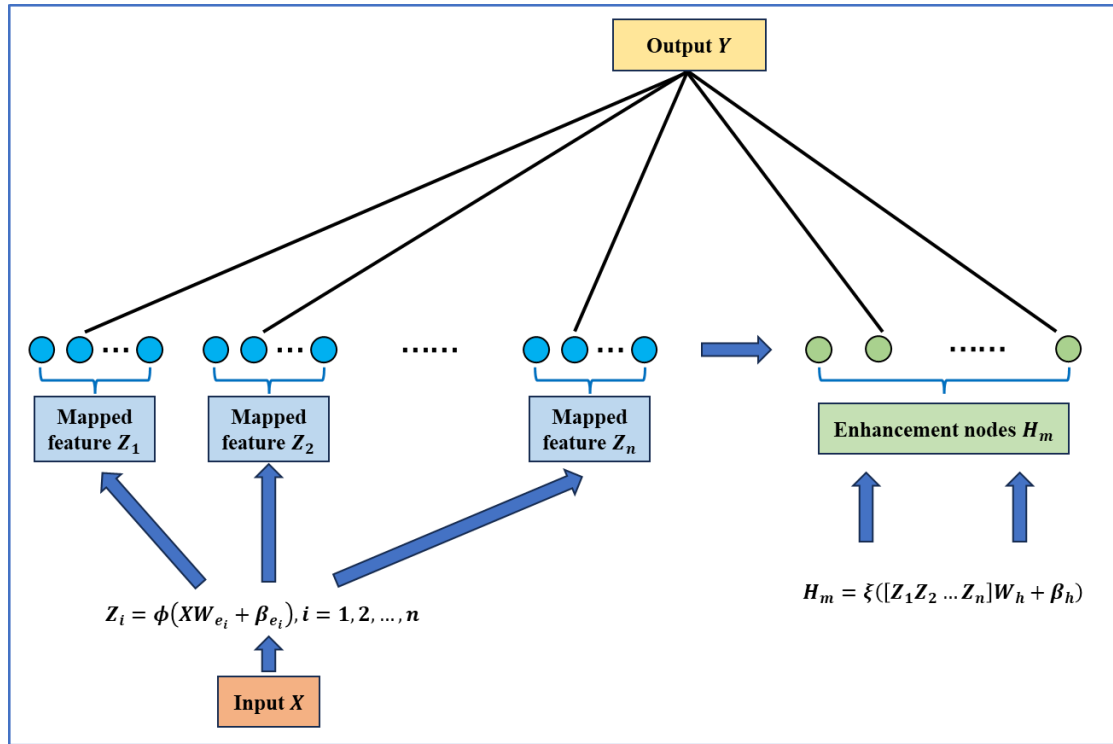


Fig. 17. The architecture of a Bayesian broad learning system.

4.3.4 Bayesian deep learning

DNNs prevail in modern ML due to their notable advantages in feature extraction, representation learning, nonlinear mapping, and scalability. In addition to the most fundamental multilayer perceptrons (MLPs) composed of multiple fully connected layers, various architectures of DNNs, including convolutional neural networks (CNNs), recurrent neural networks (RNNs), and autoencoders (AEs), have been developed over the years to address diverse real-world problems. However, traditional DNNs are prone to overfitting, especially when the training data is insufficient for a complex model, which, at least partially, is attributed to the ignorance of uncertainty. As a result, modern approximate inference techniques are supposed to be well extended to these complex NN architectures [25] in order to satisfy the demands for both model capacity and robustness arising from challenging real-world tasks, which is the most inherent reason of the prevalence of MC dropout in Bayesian deep learning

(BDL) due to its computational efficiency. The most intuitive implementation of BDL is directly treating the weights of MLPs to formulate the predictive distribution as an estimate of uncertainty, which has been widely investigated in many engineering fields including structural dynamics [96, 124, 130, 131, 137], aiming at improving the robustness of DNNs against various noise and limited training data. Despite their success in UQ and performance improvement of DNNs, fully connected networks alone could be insufficient for advanced tasks such as image processing, revealing the demand of UQ in more complex modern DL models with higher capacities, which thus becomes the focus of this section.

4.3.4.1 Bayesian convolutional neural networks

CNNs use a mathematical operation called convolution to replace general matrix multiplication in at least one of the layers for processing data that has a known, grid-like topology such as images composed of pixel intensities in the three-color channels [87], which are composed of five types of layers, namely the input layer, convolutional layers, pooling layers, fully connected layers, and the output layer. A convolution layer convolves the input matrix with a convolution kernel at every spatial position, resulting in a series of dot products that preserve spatial information in the input, followed by which is a pooling layer that simply takes the output of the convolution layer and reduces its dimensionality. Through a recursive combination of convolution and pooling layers, CNNs effectively transform the raw input matrix into a feature map and extract important features automatically [87], but they are prone to overfitting when dealing with small datasets due to the complex architecture, highlighting the significance of UQ for them.

Typically, BNNs are merely implemented on the fully connected layers for uncertainty

estimate in CNNs, as shown in Fig. 18, which is equivalent to applying a finite deterministic transformation to the raw inputs before feeding them into BNNs [25]. For a more comprehensive uncertainty estimate, Gal et al. [25, 170] proposed a Bayesian CNN by placing a prior distribution over each kernel and approximately integrating each kernels-patch pair with Bernoulli variational distributions, which is equivalent to applying dropout after each convolution layer before pooling. Consequently, this method accounts for epistemic uncertainty arising from not only the fully connected layers but also the convolution layers in feature extraction. Subsequently, the predictive distribution can be approximated using MC dropout. Compared to using Bayesian inference only on fully connected layers, this method offer higher interpretability of uncertainty in CNNs without introducing much computational cost, thus it has been widely applied in engineering fields including structural dynamics [134, 136].

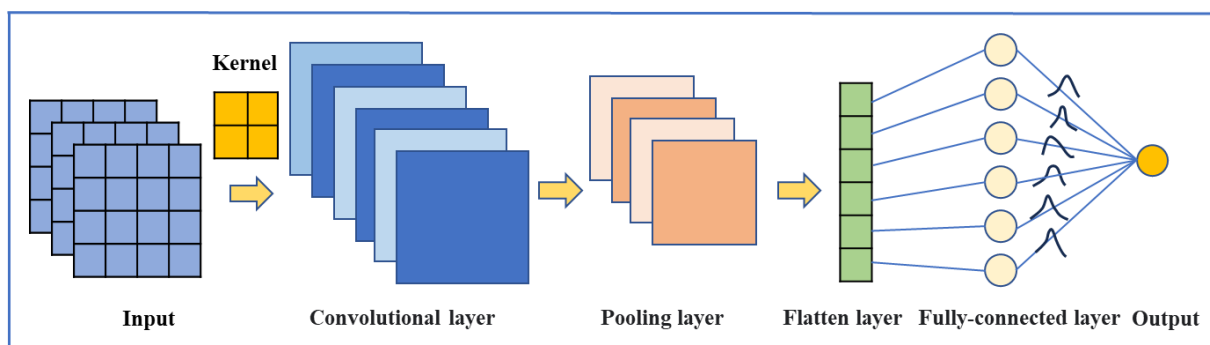


Fig. 18. The architecture of a typical Bayesian convolutional neural network.

4.3.4.2 Bayesian recurrent neural networks

RNNs are designed for modeling and predicting sequential data such as time series dynamic responses, which has internal memory to preserve information from previous inputs in the network internal state and thereby influencing the network output [87], as depicted in Fig. 19. However, a challenge of UQ for RNNs arises from the fact that existing literature in

RNNs has established dropout cannot be applied in RNNs except for the forward connections [25, 175, 176], which hinders the implementation of traditional MC dropout on RNNs and enforces researchers turning to more computationally intensive methods (mainly Bayes by Backprop) [125, 135]. To overcome this limitation, Gal [25] proposed a new dropout variant that randomly masks (zeros) rows of each weight matrix through all time steps, which is identical to dropping the same network units and randomly dropping inputs, outputs, and recurrent connections in a RNN at each time step. This method can also be generalized to the variants of RNN such as gated recurrent units (GRUs) and long-short term memories (LSTMs) by using different dropout masks for different gates [25], while the predictive distribution can be estimated by performing dropout at test time for UQ. It has also been applied in structural dynamics for UQ due to its computational efficiency [126].

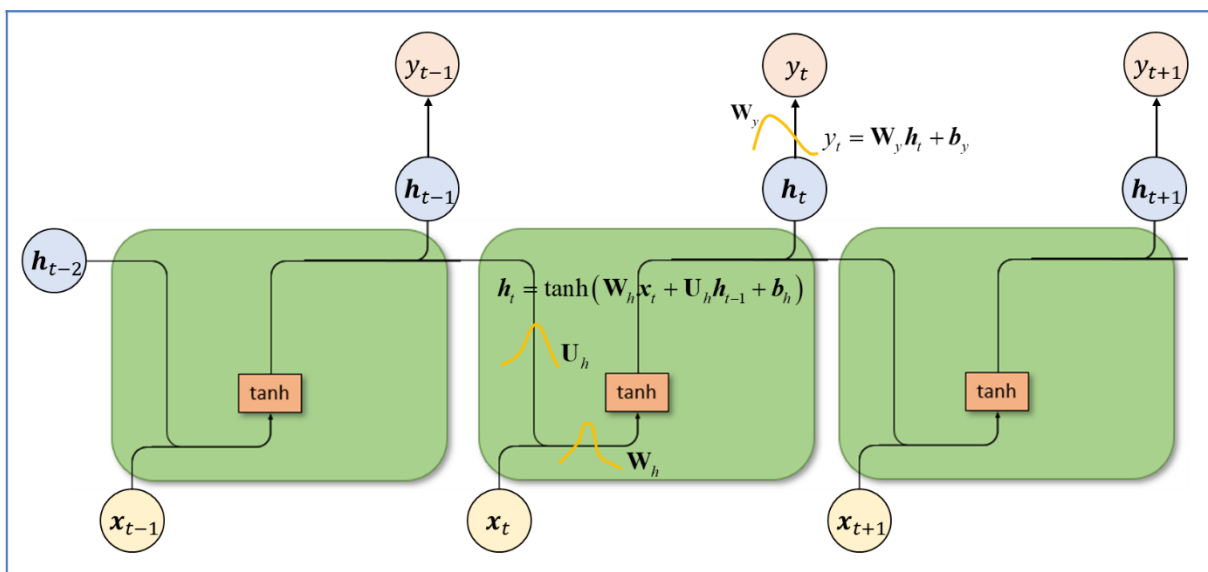


Fig. 19. The architecture of the Bayesian recurrent neural network proposed in [25].

4.3.4.3 Variational autoencoders

AEs are NN architectures designed to copy the inputs to the outputs in an unsupervised manner, are composed of two types of NNs known as the encoder and the decoder. The encoder

transforms data from a higher-dimensional space into compressed and meaningful representations, referred to as codes, within a lower-dimensional latent space, while the decoder aims to reconstruct the input based on these codes [87]. Therefore, AEs are effective feature extractors with the latent space capturing the most valuable information from the data space and ignoring redundant noise and ambiguity, but they are prone to overfitting due to the non-regularized latent space [87]. Variational autoencoders (VAEs) [147] (Fig. 20) are motivated to address this issue by modeling the codes z as uncertain variables that follow some distribution (normally Gaussian), namely $z \sim p(z)$. The encoder and decoder can then be viewed as two conditional distributions represented by two NNs that maps from the input space to the latent space and from the latent space to the output space, denoted by $q_\phi(z|x)$ and $p_\theta(x|z)$, respectively. The loss function can then be formulated using VI to model the ELBO:

$$\mathcal{L}_{VAE}(\theta, \phi) = \sum_{x_i \in \mathcal{D}_r} \mathbb{E}_{q_\phi(z|x_i)} [\log p_\theta(x_i|z)] - D_{KL}(q_\phi(z|x_i) \| p_\theta(z)) \quad (33)$$

Training the VAE requires the gradient of the loss function with respect to both the variational parameters ϕ and the generative parameters θ , but difficulty arises from the high variance and impracticality of traditional Monte Carlo gradient estimator in approximating $\nabla_\phi \mathcal{L}_{VAE}(\theta, \phi)$ [147]. To address this issue, Kingma and Welling [147] proposed a reparameterization trick by introducing an auxiliary variable, which yields a differentiable estimator of the ELBO with lower variance, as detailed in Section 4.3.1 during the introduction of Bayes by Backprop.

It is worth noting here VAEs are different from typical BNNs since the NNs in VAEs are deterministic and only the latent variables are uncertain. Nevertheless, VAEs are a remarkable combination of NNs with Bayesian inference, and the reparameterization trick has been widely

applied in modern approximating techniques for BNNs including both Bayes by Backprop and MC dropout. Consequently, VAEs are included in this section with a great emphasis. In terms of UQ, VAEs account for uncertainty from two aspects, namely the input uncertainty and output uncertainty [15]. Specifically, VAEs embed each sample through a variational posterior $q_\phi(z|x)$ instead of deterministic codes, where the mean represents the extracted feature and variance serves as an estimate of uncertainty. Similarly, the reconstructed output is governed by a generative model $p_\theta(x|z)$ for uncertainty estimation. As a result, VAEs are powerful models in learning meaningful representations and eliminating redundant information from the model input, thus have been widely used in structural dynamics as an automatic feature extractor for tasks such as optimal sensor placement [177] and damage diagnosis [115, 116, 178].

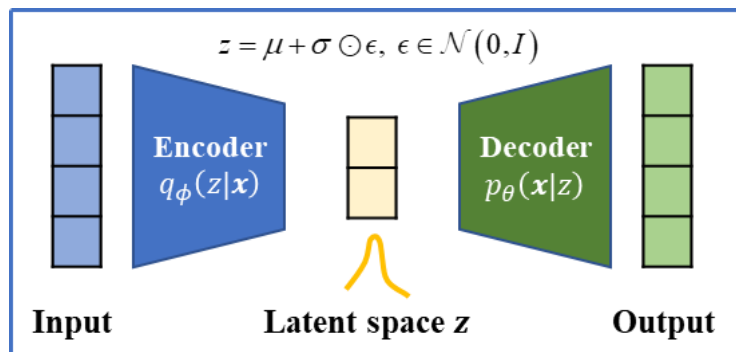


Fig. 20. The architecture of a variational autoencoder that addresses uncertainty in latent variables.

4.3.3.4 Bayesian deep transfer learning

In the context of ML, an implicit assumption is that the training data and testing data originate from the same input space with identical marginal distributions. However, this assumption is usually unsatisfied in the context of structural dynamics, as datasets from different structures or different operating conditions do not conform to the same distribution

[179], which could significantly exacerbate the lack of well-annotated training data when using ML models in structural dynamics. Transfer learning (TL) has been widely recognized as a potential candidate to alleviate this issue, which tries to train a ML model on a known domain (source domain) to solve the problems on the target domain [180]. Conditioned on the dominance of DNNs in contemporary ML, current TL methodologies are usually applied to DL models, a subset referred as deep transfer learning (DTL), which can be divided into four categories [181], as illustrated in Fig. 21. The uncertainties in TL are primarily dominated by two key aspects: (i) the methodology for transferring information, and (ii) the selection of relevant information to transfer between the source and target domains. Consequently, the Bayesian framework naturally lends itself potential in DTL applications due to its unique advantages for UT, especially in scenarios where expert knowledge is highly limited [182, 183].

Generally, Bayesian TL has the following three paradigms [182]:

- (1) **Shared parameters:** This approach assumes shared or partially shared parameters in the likelihood specification for source and target data, whose posterior distribution conditioned on source domain data is used as the prior in the target domain for the analysis of likelihood and posterior [182]. This approach can be used in instance-based, mapping-based, and network-based DTL.
- (2) **Hierarchical model:** This approach posits that the parameters of source and target data come from a jointly specified or identical prior distribution, while the Bayesian framework can be implemented by assigning hyperpriors for the parameters of this prior distribution to address uncertainties in model specification.
- (3) **Shared latent space:** This approach aims to learn a latent space shared by data from both

the source and target domains. Subsequently, data from both domains are projected onto this latent space with task-specific projection matrices to train the DL model. This method is typically used in mapping-based DTL, providing the flexibility of operating without labels in the target domain, while Bayesian method can be used in the process of determining the projection matrices for UT.

These Bayesian DTL methods enhance the capabilities of DTL techniques in addressing both aleatoric and epistemic uncertainties stemming from knowledge transfer, rendering DTL more reliable when utilized to alleviate the insufficiency of well-annotated data for training DNNs in the target domain. A comprehensive literature survey on state-of-the-art Bayesian DTL methods is provided in [183], underscoring the potential of Bayesian DTL in improving the generalizability of DL models. However, despite these promising aspects, there is a scarcity of research applying Bayesian DTL in structural dynamics, representing a notable research gap for future studies.

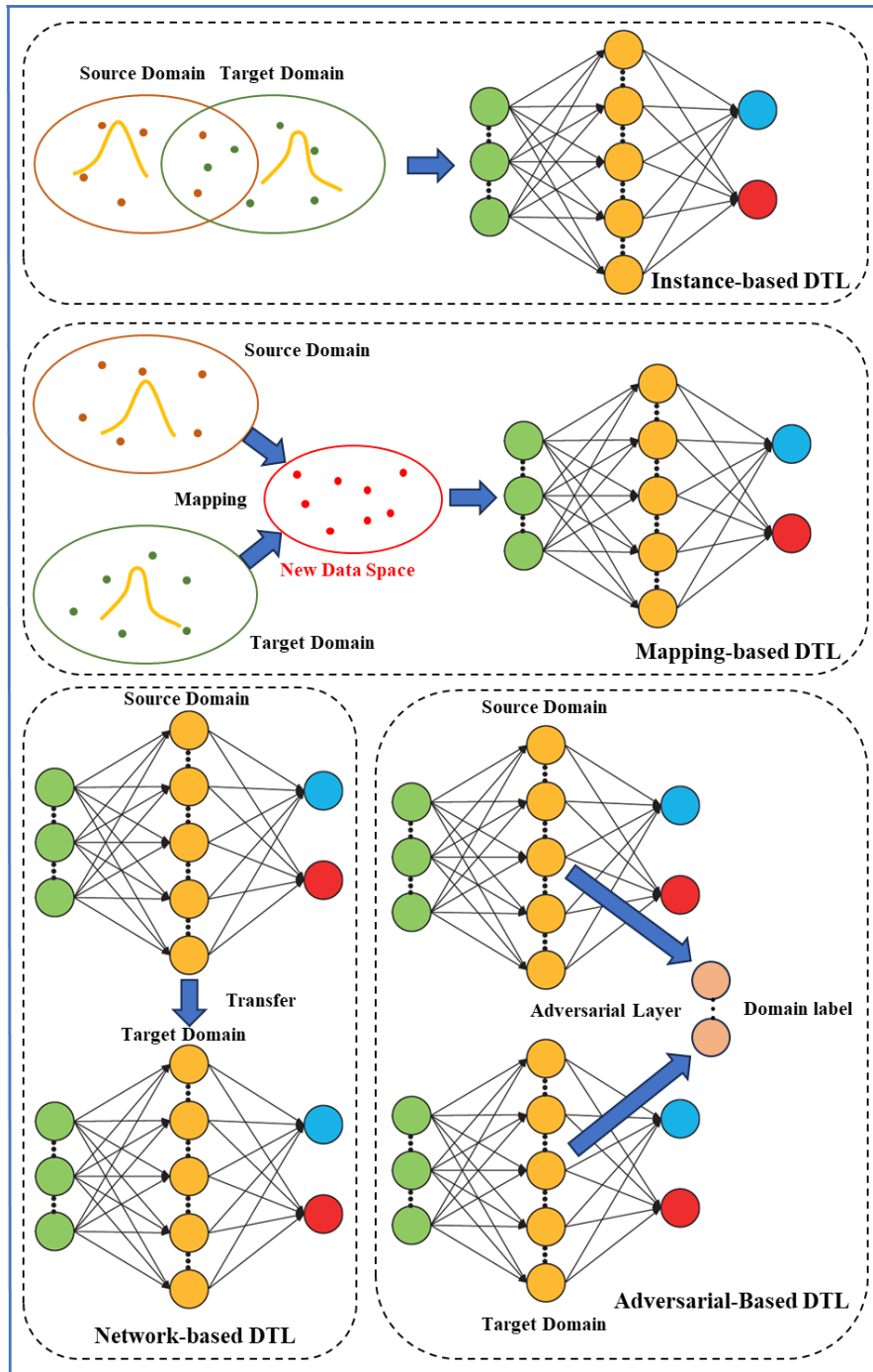


Fig. 21. Categories of deep transfer learning

5 Non-probabilistic ML Techniques Considering Uncertainties

Non-probabilistic convex models represent a class of UQ models utilized in scenarios where information is limited or when focusing on uncertainty bounds. While less common than probabilistic models, non-probabilistic convex models have found extensive application in

various engineering fields, including structural dynamics. These methods are particularly suitable for situations where only boundary information is crucial in UQ and propagation of uncertainty. They require minimal data and exhibit superior computational efficiency compared to probabilistic approaches. However, their rough approximation of uncertainties may limit their ability to capture the intricate structure and characteristics of the data effectively. Common non-probabilistic convex models include the traditional interval model, multidimensional ellipsoid model, and multidimensional parallelepiped model. These models face limitations in terms of compactness for arbitrarily distributed samples and the inability to characterize samples with multi-modal distributional features. The integration of emerging ML techniques offers new avenues to address these limitations. Therefore, this section is structured from an ML perspective, encompassing unsupervised and supervised non-probabilistic methods for UQ. [Table 4](#) summarizes the literature on applications of non-probabilistic ML methods for UT in the field of structural dynamics.

Table 4. Selection from the literature on applications of non-probabilistic ML methods for UT in the field of structural dynamics

UT method	Advantages	Disadvantages	Ref.
PCA	simplicity; efficiency	not suitable for nonlinear data	[184]
K-means	capability of quantifying clustered data	requiring the number of components specified	[185]
Non- probabilistic	Fuzzy clustering	adaptively determining the number of clusters	[186]
		relatively complex	[187]

			[188]
DINN	ensuring enclosure of prediction with sharp bounds	unstable training process	[189]
FNN	efficiency; automatic differentiation	unsuitable for small variations	[190] [191]
LUBE	robust to the problem of interval expansion	sensitive to choices of hyperparameters	[192]

5.1 Unsupervised learning for non-probabilistic uncertainty analysis

5.1.1 Principal component analysis (PCA)

The traditional interval model has been extensively used to quantify structural uncertain parameters and responses. Since the traditional interval model does not consider the correlations between uncertain variables, it may result in an overconservative estimation. In this light, Cao et al. [184] proposed the non-probabilistic polygonal convex set (PCS) model for uncertainty quantification, which aims to generate a more compact convex model compared with interval model. As Fig. (22a) shows, a traditional interval model is firstly constructed. Then, principal component analysis in terms of the samples is conducted to establish a new coordinate system based on the principal directions of PCA. In this coordinate system, a new interval model termed PCA interval model can be constructed. Finally, the PCS model is obtained by the intersection of the PCA interval model and the traditional interval model as given in Fig. (22b).

Compared with the traditional interval model, the PCS model is more compact, indicating that the uncertainty is reduced. Therefore, the PCA could improve the effectiveness of the uncertainty quantification. Nevertheless, the PCS model exhibits two limitations: (1) its

applicability is primarily suited for samples distributed within an inclined cube, despite its relatively compact nature; (2) the model's boundaries are more intricate compared to the traditional interval model, necessitating increased computational resources for uncertainty propagation.

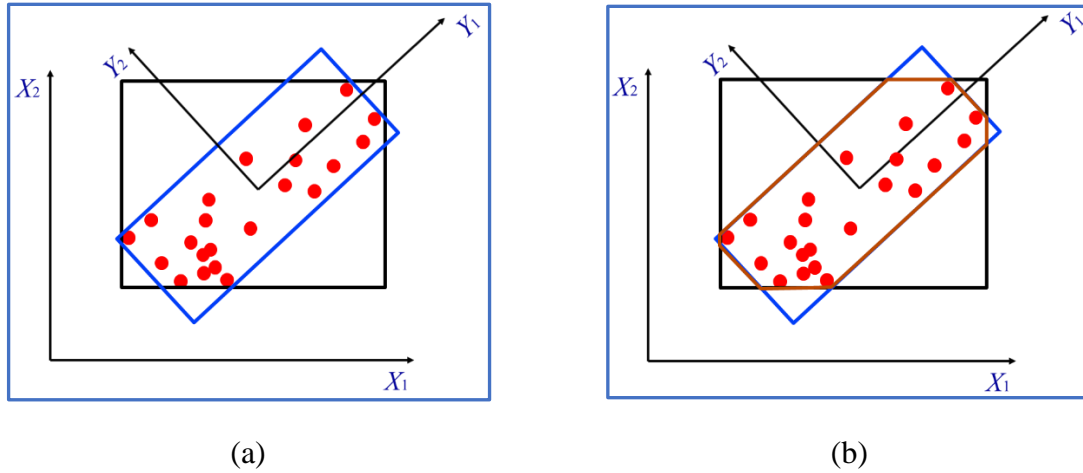


Fig. 22. Non-probabilistic polygonal convex set model: (a) The two-dimensional PCA interval model; (b) The two-dimensional PCS model (reproduced from [184]).

5.1.2 Non-probabilistic uncertainty modeling based on clustering techniques

The PCS model aims to obtain a compact model when the traditional interval model is less informative. However, it cannot deal with multimodal samples or inconstant samples. In order to quantify inconstant uncertainty, clustering techniques have been introduced in uncertainty modeling.

5.1.2.1 Multimodal ellipsoid model (MEM) based on GMM

In terms of the multimodal samples with different centers, Liu et al. [193] proposed the multimodal ellipsoid model (MEM) for non-probabilistic uncertainty quantification. Considering that the Gaussian kernel coincides with the ellipsoid model, hence, the Gaussian mixture clustering was employed in the MEM. According to the clustering results, a traditional

ellipsoid sub-model can be constructed for each cluster and the final uncertainty model is the union of all the sub-models. Fig. 23 shows that the MEM can well characterize the multimodal variables. Furthermore, the non-intersecting and intersecting conditions are automatically determined by the GMM algorithm according to the distributional features of the samples. The union of all the sub-models forms the final non-probabilistic convex model.

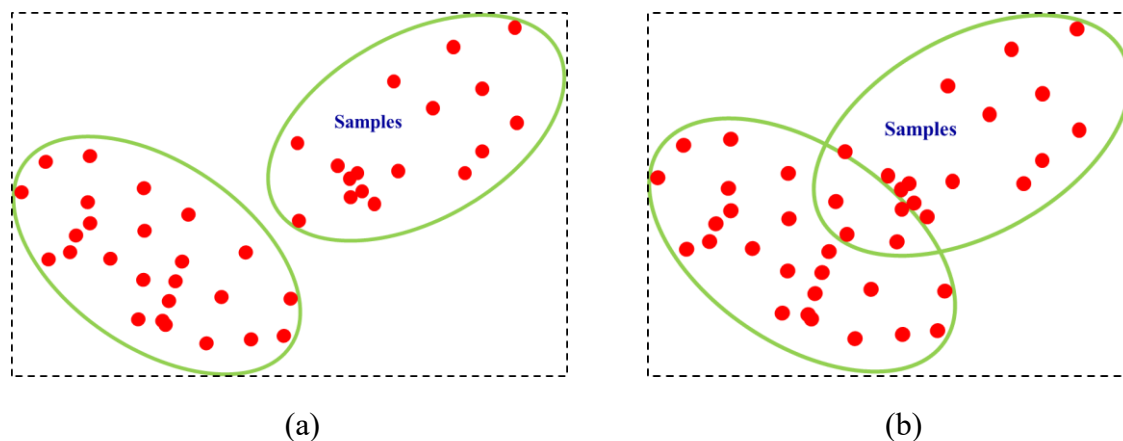


Fig. 23. The two-dimensional multimodal ellipsoid model: (a) Non-intersecting MEM; (b) Intersecting MEM (reproduced from [193]).

5.1.2.2 *Sub-parallelepiped model based on K-means clustering*

Wang et al. [185] proposed the sub-parallelepiped modeling for inconstant uncertainty in multi-parallelepiped modeling. As Fig. 24 shows, the two-dimensional samples of an uncertain variable have two cluster centers. The two blue parallelograms can compactly enclose the samples and hence is a suitable quantification of the uncertain variable. If we use the red parallelogram to quantify the variable, the uncertainty domain will be much larger than the two blue parallelograms, which may result in overestimation in subsequent computations. In the modeling process of the sub-parallelepiped model, the K-means clustering method is adopted to divide the available experimental samples into several non-empty sample subsets. Subsequently, the parallelepiped construction procedures are executed to generate a sub-

parallelepiped model for each sample subset. Based on the union operation, the final parallelepiped model to quantify the inconstant uncertainty is obtained.

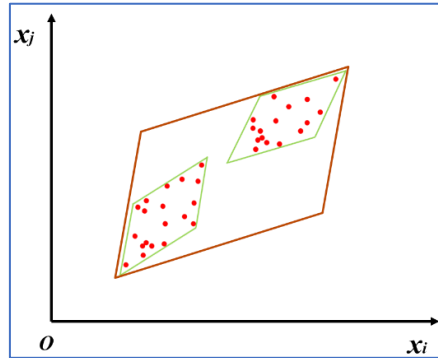


Fig. 24. The two-dimensional sub-parallelepiped model (reproduced from [185]).

5.1.2.3 Fuzzy equivalence relation-based clustering method (FERCM)

In addition to GMM and K-means clustering, fuzzy clustering is another widely adopted clustering technique. Wang et al. [186] investigated the dispersed samples using fuzzy equivalence relation-based clustering method. Assume there are n samples to be clustered, then a fuzzy equivalence relation matrix $R = (r_{ij})_{n \times n}$ can be constructed to characterize the similarity level between any two samples x_i, x_j . If r_{ij} is equal to or larger than the given similarity threshold λ , the two samples x_i, x_j will be clustered to the same group. Distinct from abovementioned methods, the FERCM need not to specify the number of clusters in advance. It realizes automatic determination of cluster numbers by defining the λ -cut matrix of the fuzzy equivalence matrix. Readers can refer to [186] for more details. In Fig. 25, the two-dimensional samples are separated into two clusters and each cluster is quantified by an ellipsoid. The final uncertainty domain is the union of the ellipsoids.

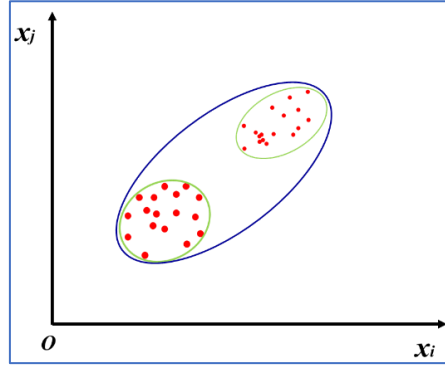


Fig. 25. The two-dimensional clustered ellipsoid model (reproduced from [186]).

5.2 Supervised learning for non-probabilistic uncertainty analysis

5.2.1 Deep interval neural network (DINN)

Deep neural networks [87] possess strong abilities in both regression and classification tasks, and various neural network models have been used in structural engineering. Despite their exceptional prediction capabilities, existed DNNs do not have a mechanism to quantify and propagate non-probabilistic uncertainty through neural networks. In this light, Betancourt et al. [189, 194] developed a deep interval neural network (DINN) which directly incorporates the interval arithmetic (IA) into the feedforward neural network and therefore the DINN can propagate interval uncertainty through the network. The DINN is a supervised learning algorithm in a regression setting which seeks to learn an interval predictive model $F: [X, \bar{X}] \rightarrow [\underline{Y}, \bar{Y}]$. As Fig. 26 shows, the basic structure of the DINN is similar to deterministic NNs, whereas the inputs $[X, \bar{X}]$, outputs $[\underline{Y}, \bar{Y}]$ and weights $[W, \bar{W}]$ of the DINN are intervals, which is the essential difference between deterministic and interval neural networks. The propagation from interval inputs to interval outputs are realized through IA. The DINN mainly has the following contributions: (1) it quantifies the aleatoric and epistemic uncertainty in the input by using interval analysis; (2) it incorporates the IA into a feedforward neural network; (3) it can quantify the parameter uncertainty of the neural network itself as part

of the algorithm. Despite above contributions, the interval overestimation as an intrinsic feature of IA, is a severe issue in both forward uncertainty propagation and back-propagation parameters updating through the network. Each computation starting from the second layer of the network using IA will confront with interval expansion due to the interval dependency problem. Although the authors adopted some tricks in training to alleviate this issue, it cannot be completely avoided under the framework of IA.

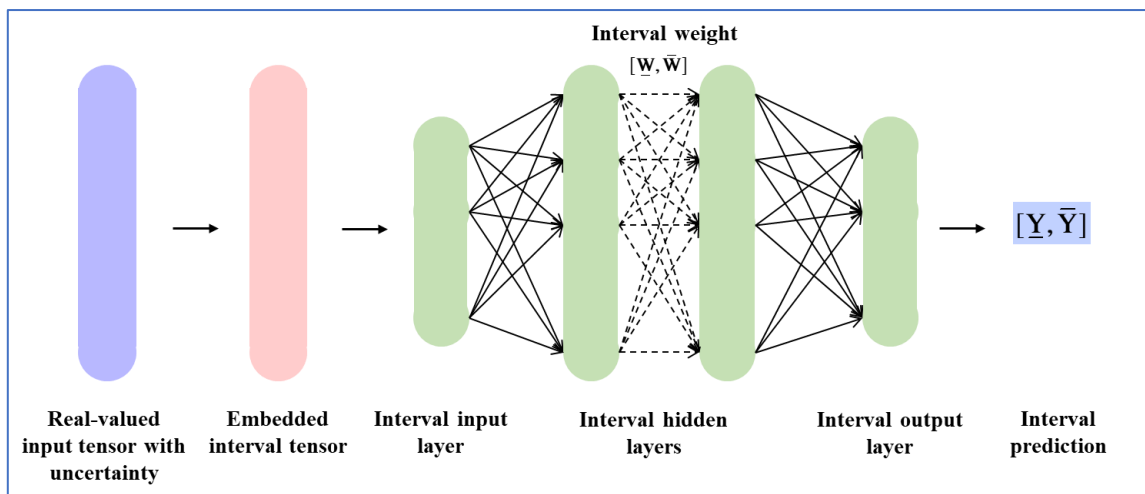


Fig. 26. DINN architecture (in which the input, parameters and output are intervals)

reproduced from ([189]).

5.2.2 Feedforward neural network-based uncertainty propagation methods

Feedforward neural network (FNN) is a classical supervised learning model. It has been directly used in non-probabilistic uncertainty analysis as surrogate model for its strong fitting capability and efficient automatic differentiation mechanism. MC simulation is a universal and powerful tool for propagating uncertainties. In traditional non-probabilistic uncertainty propagation methods, the MC results are usually taken as true results for comparison. However, the high precision of the MC method relies on a large number of samples, which is infeasible for computationally expensive structural models. Deng et al. [195] employed a radial

basis neural network to replace the original structural model function. Then, MC simulation was conducted based on the constructed neural network. The efficiency of the proposed method outperformed the traditional MC method. Apart from surrogate-oriented applications, neural networks have been utilized in other non-probabilistic uncertainty propagation methods for their efficient differentiation. The interval perturbation method (IPM) [196] is an efficient method to calculate the output intervals given input intervals. For example, assume the n -dimensional structural interval parameters are $x^I = [\underline{x}, \bar{x}]$, then the predicted structural outputs Y^I can be estimated using the first-order Taylor expansion as follows:

$$\begin{aligned}\bar{Y}(\underline{x}, \bar{x}) &= Y(x^c) + \sum_{i=1}^n \left| \frac{\partial Y(x)}{\partial x_i^c} \right| x_i^w \\ \underline{Y}(\underline{x}, \bar{x}) &= Y(x^c) - \sum_{i=1}^n \left| \frac{\partial Y(x)}{\partial x_i^c} \right| x_i^w\end{aligned}\tag{34}$$

where x^c and x^w are the midpoint and radius of x^I , respectively; x_i^c and x_i^w are the i -th components of x^c and x^w , respectively.

Since the IPM requires the first order derivatives of its outputs, it is suitable for a case whose numerical differentiation is easy to compute, but most practical problems are non-differentiable systems. Considering that neural networks have a strong approximation capability and automatic differentiation scheme, the structural output function $Y(x)$ can be replaced by an FNN: $F(x)$ [190]. In the FNN differentiation method, an FNN is constructed to approximate the structural output of interest, and the first order derivative $\partial F(x)/\partial x$ can be derived from the FNN according to backpropagation algorithm. In this approach, the FNN serves as a deterministic surrogate model and automatic differentiation calculator. This non-intrusive uncertainty propagation method is very efficient. However, there are several shortcomings that may hinder its practical application. Firstly, a large number of neurons are

needed. As stated in Ref. [190], achieving precise approximations of the derivatives of a structural function demands significantly more neurons than those required for approximating the function itself, potentially restricting the method's approximation capacity and efficiency. Secondly, perturbation-based methods are primarily suitable for small-interval problems. When variable intervals are extensive and/or the function exhibits high nonlinearity, the first-order Taylor expansion may introduce considerable errors.

5.2.3 Lower upper bound estimation framework

Lower upper bound estimation (LUBE) is proposed by Khosravi et al. [197] for directly generating prediction intervals (PIs). Fig. 27 illustrates the structure of LUBE interval prediction using a neural network. The network will produce the lower and upper bounds enclosing the actual output. In order to construct the optimal PIs, a PI-based cost function is required. Khosravi et al. [198] defined the measures for the quantitative assessment of PIs. By definition, future observations are expected to lie within the bounds of the PIs with a prescribed probability called the confidence level $((1-\alpha)\times 100\%)$. Assume that there are n targets (true values) y_1, y_2, \dots, y_n , and the outputs of the LUBE network are the PIs comprising the lower bound \hat{y}_{Li} and upper bound \hat{y}_{Ui} of $y_i (i=1, \dots, n)$. It is expected that the coverage probability of PIs will asymptotically approach the nominal level of confidence $((1-\alpha)\times 100\%)$. On this basis, the PI coverage probability (PICP) is defined as [198-200]:

$$PICP = \frac{1}{n} \sum_{i=1}^n c_i \quad (35)$$

where $c_i (i=1, \dots, n)$ is determined by:

$$c_i = \begin{cases} 0, & y_i \notin [\hat{y}_{Li}, \hat{y}_{Ui}] \\ 1, & y_i \in [\hat{y}_{Li}, \hat{y}_{Ui}] \end{cases} \quad (36)$$

The PICP describes how accurate the output intervals are. However, the PICP is not enough to quantify the quality of the PIs since a very wide PI can always enclose its target value. Such a wide PI provides little useful information. Based on this fact, another measure is required for quantifying the width of PIs. The mean prediction interval width (MPIW) is defined as follows [199, 200]:

$$MPIW = \frac{1}{n} \sum_{i=1}^n (\hat{y}_{Ui} - \hat{y}_{Li}) \quad (37)$$

The normalized MPIW (NMPIW) is given as below [198, 200]:

$$NMPIW = \frac{MPIW}{R} \quad (38)$$

where R is the range of the underlying target.

From a practical standpoint, a PI capable of enclosing the target value and having a small interval width is preferred, which means the maximization of PICP and minimization of MPIW and NMPIW. However, these two goals are conflicting as reducing the width of PIs often results in a decrease in PICP and vice versa. To this end, a synthesized loss function called combinational coverage width-based criterion (CWC) is proposed for evaluation of the PIs [197]:

$$CWC = NMPIW \left(1 + \gamma(PICP) e^{-\eta(PICP - \mu)} \right) \quad (39)$$

where α and μ are hyperparameters, μ denotes the nominal confidence level associated with the PIs ($1 - \alpha$), and $\gamma(PICP)$ is given by:

$$\gamma(PICP) = \begin{cases} 0, & PICP \geq \mu \\ 1, & PICP < \mu \end{cases} \quad (40)$$

CWC requires that the PICP is larger than the nominal confidence level, otherwise it will be heavily penalized with an exponential term. Once the confidence level is achieved, the width measure plays a major role in the loss.

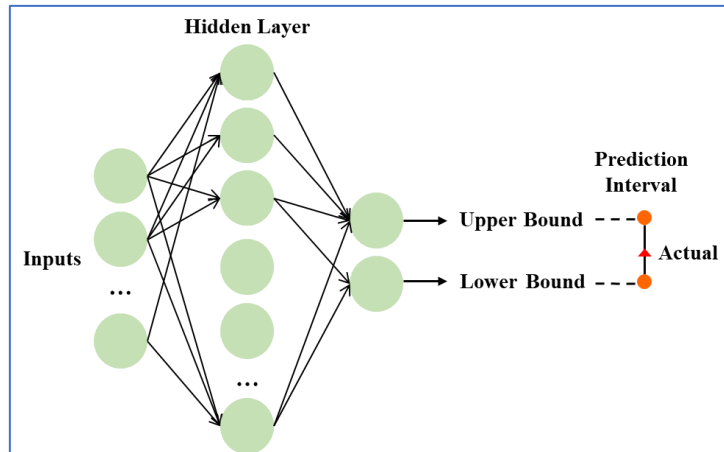


Fig. 27. The structure of LUBE interval prediction using neural networks (reproduced from [197]).

6 Applications of Uncertainty-Aware ML to Structural Dynamics

In this section, some concrete examples concerning the application of uncertainty-aware ML models in structural dynamics are summarized and discussed, aiming at underscoring the significance of UT in this field, which fundamentally results from its high-stake and label-scarce nature. As illustrated in Fig. 1, structural dynamics includes forward and inverse problems according to the information provided and the objective [2]. The former aims to estimate the responses or characteristics of a given system to specified inputs, where uncertainty-aware ML is mainly employed in tasks including stochastic dynamic response prediction, sensitivity analysis, and reliability analysis. In contrast, the latter focuses on deriving insights about the underlying system based on the measured responses, with ML primarily engaged in UT for tasks such as structural system identification, model updating, and structural damage identification. Conditioned on the predominance of probabilistic methods in contemporary research on ML-based methods for structural dynamics considering uncertainties, with limited attention given to non-probabilistic techniques, this review categorizes the examination of PML method applications according to specific scenarios, while

concurrently summarizing the applications of various non-probabilistic ML methods with UT. In addition, the application of Bayesian methods, especially BDL methods, is emphasized owing to their distinct advantages in representing and quantifying both aleatoric and epistemic uncertainties.

6.1 Applications of PML methods to structural dynamics

6.1.1 Forward problems

Forward problems typically involve regression tasks aiming to assess the response or functional condition of the investigated structural system [19], where PML models are often utilized as surrogate models to replace traditional high-fidelity finite element models (FEMs) for computationally efficient predictions without compromising the accuracy and robustness [19, 201]. In terms of UT, Bayesian approaches have become the current mainstream, as uncertainties arising from the choice and parameters of the ML model to describe the dynamic system are non-trivial, which are primarily epistemic uncertainty stemming from the lack of knowledge about the dynamic system and the relationship between the input and output. Based on these Bayesian PML methods, the posterior predictive distribution can be formulated to explicitly quantify the uncertainty in forward problems through its variance.

6.1.1.1 Dynamic response prediction

Predicting the response of a dynamical system with some given input would be the most intuitive application of ML techniques in the field of structural dynamics, which serves as the foundation for further operation and risk management of the monitored structure [19]. However, this task intrinsically involves considerable uncertainties arising from various sources such as the measurement noise, the random nature of stochastic vibration, the high nonlinearity of

complex dynamical systems, the environmental variabilities, the inadequate choice of ML model parameters, etc. [125-127], which underscores the significance of UT in response prediction for more accurate and reliable results. In current literatures, BDL models and GPs are viewed as promising uncertainty-aware surrogate models due to their Bayesian nature and nonlinear mapping capability [104, 105, 125].

Conditioned on the uncertainty resulting from stochastic ground motion and structural nonlinearity, Wang et al. [128] proposed a Bayesian CNN trained by Bayes by Backprop for seismic response prediction, which, investigated using a numerical building structure, exhibits notable performance and robustness against input noise in predicting both acceleration and displacement responses. Based on the Gaussian assumption of model predictions, Kim et al. [127] proposed a new loss function to account for data uncertainty, while model uncertainty is captured via a Bayesian CNN with MC dropout. Concerned with the interpretability of the black-box model and prediction uncertainty in response prediction, Liu et al. [113] proposed a Physics-guided deep Markov model (PgDMM) by utilizing the physical property of a dynamical system to construct state space models, while transition and emission functions of the system is represented by a VAE to capture uncertainty. This method exhibits considerable generalization and prediction capabilities due to a more structured and physically interpretable uncertainty estimation framework. Combining the advantages of CNN in feature extraction and LSTM in modeling sequential data, Li et al. [125] proposed a BDL framework trained using Bayes by Backprop, which treats a set of selected network parameters as uncertain variables to estimate the uncertainty in vehicle-induced bridge response prediction. This method explicitly quantifies the confidence of the BDL to its predictions and exhibits robustness against various

sources of randomness including variations in training dataset size, vehicle speed, and model input noise.

In summary, response prediction is a regression task with substantial uncertainties arising from both the characteristics of the dynamic system and the modeling process of the ML methods. Bayesian PML emerges as a common choice for addressing these uncertainties, which formulates the posterior predictive distribution $p(y|x, \mathcal{D}_r)$ by integrating prespecified priors of model parameters with training data, with its expected value representing the most probable prediction and its variance explicitly quantifying the uncertainty in the response predictions.

6.1.1.2 Sensitivity analysis

Sensitivity analysis for dynamics systems aims to determine the contributions of individual system parameters to the investigated characteristics of the dynamic system, which is also a regression task and plays an essential role in the design and risk assessment of dynamical systems [108]. ML commonly serves as surrogate models to alleviate the computational burden resulting from repetitively running FEMs to acquire the investigated characteristics [107]. Since sensitivity analysis typically involves multiple system parameters with intricate correlations and coupled effects on the investigated characteristics, the choice of ML methods to model the input-output relationship in sensitivity analysis could entail significant epistemic uncertainties arising from both model architecture and model parameters, which makes GP a popular choice for UT in this task due to its nonparametric nature [107, 108]. In addition, there are also works dedicated to exploring non-Bayesian PML methods such as RFs and boosting techniques [59, 202] to address uncertainties associated with the inputted system parameters.

Conditioned on the flexibility of GPs, Wan et al. [108] proposed a variance-based global sensitivity analysis framework without assuming the form of input distributions, which offers a global and quantitative assessment of input importance in uncertainty of dynamic responses. Considering the uncertainty of factors that affect the fire resistance of RC slabs such as the fire scenario material strength, and convection conditions, Zhang et al. [59] used ensemble models including random forests, gradient boosting decision tree, and XGBoost for UT in sensitivity analysis of slab fire resistance, where the XGBoost-based method exhibits the best performance due to its superior UT capability. Xiong et al. [191] proposed an RBF-NN based on an improved mind evolutionary algorithm for global sensitivity analysis of spacecraft thermal design, which accounts for uncertainty through a predictive distribution characterized by the RBF cumulative distribution functions. This method exhibits superiority in both accuracy and efficiency compared with two traditional sensitivity analysis methods.

Despite the success of uncertainty-aware ML models in sensitivity analysis, most of current works rely on shallow ML models that may struggle to accurately capture the complex mappings from system parameters to investigated characteristics, especially in highly nonlinear systems. This underscores the potential of BDL for UT in sensitivity analysis of dynamic systems, which warrants further investigation.

6.1.1.3 Reliability analysis

Reliability analysis aims to find the probability of a dynamic system that performs its intended functions under specified operating conditions during a specified period, which is inherently a probabilistic problem and can be generalized as follows [13]:

$$p_f(t) = P(G[x(t)] \leq 0) = \int_{G[x(t)] \leq 0} f[x(t)] dx(t) \quad (41)$$

where $p_f(t)$ is the failure probability of the dynamic system at time t ; $f[x(t)]$ is the joint PDF of the vector of basic uncertain variables, $x(t)$, and $G[x(t)]$ is some performance measure. Similar to other forward problems, PML models are also normally used as surrogate models for some performance measures in reliability analysis, such as limit state function, performance function, and reliability index [13]. In addition to the aleatoric uncertainties arising from the noise in the inputs, reliability analysis usually involves substantial epistemic uncertainties in the modeling process, including estimating the joint PDF, selecting the performance measure, and determining the ML method for surrogate modeling. As a result, Bayesian methods are favored in PML-based reliability analysis owing to their advantages in addressing epistemic uncertainty, with prevalent methods including DPMM, BN, GP, RVM, BDL, among others.

To address the uncertainty in estimating the underlying PDF of the load- and resistance-related uncertain variables, Chen and Ni [92] proposed a DPMM-based method for bridge reliability analysis, which utilizes the nonparametric nature of DPMM to address the epistemic uncertainty associated with selecting the probabilistic model for the heterogeneous monitoring data used in reliability analysis. Considering both the efficiency and interpretability, Lu and Zhang [95] introduced a reliability analysis method for power distribution system. This method combines dynamic BN to capture uncertainty stemming from time-varying physical parameters of the power distribution system, and GP as a nonparametric surrogate model to account for uncertainty related to the choice of ML architecture in mapping inputted system parameters to the failure probability. Owing to its systematic UT framework, this method provides a dependable assessment of reliability for a dynamic system undergoing degradation, but it does

not fully utilize the UQ capability of the Bayesian techniques to express the confidence in the predicted failure probability. Conditioned on the superior predictive performance of DL methods compared to traditional ML, there is a trend toward employing BDL in reliability analysis to utilize both its prediction and uncertainty estimation capabilities. Dang et al. [130] proposed a BDL-based surrogate model of the limit state function for reliability analysis, which yields a distribution of desired reliability indexes to account for both aleatoric and epistemic uncertainty, providing robust results and throughout understandings of structures' static and dynamic responses. He et al. [131] proposed a BDL framework that integrates a Bayesian MLP with a comprehensive evaluation metric for reliability analysis of railway ties, which explicitly quantifies the predictive uncertainty through prediction interval estimation. This method exhibits a better performance in deteriorate rate prediction than some traditional methods, owing to the combination of DNNs for nonlinear mapping with Bayesian inference for UT.

Compared to response prediction and sensitivity analysis, reliability analysis could entail greater uncertainty due to the complex time-variant characteristics of the dynamic system that could affect its present and future functional condition, which requires PML methods with both excellent predictive performance and comprehensive uncertainty estimation for reliable results, thereby increasing the focus on BDL methods in state-of-the-art research.

6.1.2 Inverse problems

Inverse problems aim to refine a mathematical model of an existing structure using measured structural responses [2], wherein PML models are typically employed directly as the mathematical model to map response measurements to the investigated system parameters or system condition. Compared to forward problems, inverse problems involve a broader range

of ML tasks, including novelty detection, clustering, classification, and regression. Additionally, they are often more sensitive to the effects of uncertainty and susceptible to ill-posedness and ill-conditioning due to the limited information on inputs and the system [203], thus motivating considerable efforts devoted to UT in this area. Uncertainty in inverse problems could arise from various sources, including inherent noise in response measurements, the architecture of the employed ML model, the effect of EOVs on the system, and parameters of the selected ML model. Consequently, Bayesian methods play a crucial role in UT for inverse problems, while non-Bayesian methods also hold a position in some fundamental tasks such as structural damage detection.

6.1.2.1 Stochastic model updating

Model updating refers to the task of establishing a reference model, which is typically a FEM, that reflects the current state of the investigated structure based on the measured responses, which is performed based on continuously updating the structural parameters, such as mass and stiffness, to match the model predictions and real response measurements [2]. ML techniques are normally used as surrogate models to learn the mapping from structural parameters to the dynamic responses, with the purpose of replacing time-consuming iterative FE analyses in performing the updating procedure [132]. Conditioned on uncertainties stemming from various sources such as material variability and measurement noise, a distribution or an interval of structural parameters is usually derived as the model updating result for better robustness and generalization, which facilitates the application of uncertainty-aware ML in model updating [204]. Zhang et al. [132] proposed a probabilistic model updating method based BDL with approximate Gaussian inference, which enables UQ of the estimated

structural parameters efficiently and exhibits robustness against data scarcity. To quantify structural parameter uncertainty from responses variability, Yan et al. [205, 206] conducted a series of studies on model updating based on GP with TMCMC sampling, which demonstrate the robustness and computational efficiency of GPs in model updating due to its nonparametric nature and UQ capability. These works illustrate that special attention has been paid to UQ for model updating in current literature, and thus uncertainty-aware ML models have gained increasing prevalence with promising potential for this task. To improve the efficiency of UQ, Ref. [207] applied transfer learning realized by domain adaptation to bridge the gap between the biased numerical model and the real structure and to guide the Bayesian model updating process. Yu and Liu [208] introduces a novel physics-guided generative adversarial network (PG-GAN) for probabilistic structural parameter identification, incorporating physical awareness and a physics-based loss function to guide the training of generative models.. Considering the robustness of the learning process, Yin and Zhu [119] proposed a tailor-made algorithm for efficiently designing the appropriate architecture of Bayesian neural network and applied the method to model updating. Wang et al. [209] utilized Bayesian convolutional neural network to establish the relationship between the feature map of frequency response functions and model parameters, whereby realizing direct model updating without modal identification and modal matching. To address the optimization challenge and curse of dimensionality, Mo and Yan [210] proposed a novel solving framework called StocIPNet for stochastic inverse problems and applied it to high-dimensional stochastic model updating, where the distribution parameters of the physical random vector are embedded as learnable weights and biases and the inversion process is efficiently achieved using gradient-based optimization.

6.1.2.2 Structural damage identification

Structural damage identification entails the entire process of implementing a damage diagnosis strategy for aerospace, civil or mechanical engineering structures, which mainly involves dynamic response measurement, damage-sensitive feature extraction, and statistical analysis of these features to determine the current state of system health [3]. Generally, there are two major categories of damage identification methods, namely the model-driven methods and the data-driven methods. The former require a physics-based or law-based FEM of the monitored structure, while damage identification can subsequently be achieved by comparing the response measurements with the simulated data using the FEM [3]. To ensure that the FEM can accurately represent the investigated structure, a system identification or model updating process is usually involved in model-driven damage identification methods, wherein ML can be used as surrogate models [6] with similar UT approaches as illustrated above [51, 111]. On the other hand, data-driven methods directly establish a mapping from the structural features extracted from raw response measurements to the relevant diagnostic class labels or quantities through ML models. Additionally, as acquiring labels corresponding to damage scenarios for real-world engineering structures is often challenging or even inaccessible, there are also model-data-codriven methods (such as digital twin-based methods) for structural damage identification, which utilize the FEM to simulate well-annotated data for different damage scenarios to training the ML model [3]. To distinguish from the previous two sections, this section will focus on the applications of uncertainty-aware PML models in data-driven structural damage identification.

Generally, structural damage identification is the inverse problem that encompasses a

wide range, which can be categorized into the following five levels according to Rytter's hierarchy [211], with each hierarchy requiring all lower-level information available [3], thereby involving higher level of uncertainty to be recognized and addressed.

- **Damage detection:** Damage detection is a binary classification task aiming to provide a qualitative indication of the presence of structural damage, which is the most fundamental but practical damage identification task as it can be achieved using unsupervised PML methods such as novelty detection and clustering. The application of uncertainty-aware PML typically concentrates on aleatoric uncertainty arising from measurement noise, EOVs, manufacturing tolerance, etc., by employing methods such as PD-based novelty detection [40-44, 73], EVT-based novelty detection [46, 48-50], and GMM-based clustering [53, 54]. Additionally, there are also works addressing uncertainties in damage detection from a Bayesian perspective. For example, Rogers et al. [93] proposed a DPMM clustering-based method for damage detection under the effect of EOVs, which exhibits better performance than traditional MSD-based method due to correctly addressing the epistemic uncertainties stemming from the architecture and parameters of the statistical model used to represent the normal condition of the monitored structure.
- **Damage localization:** Damage localization aims to provide information about the probable position of damage, which is usually achieved by partitioning the monitored structure into prespecified subregions. This task can utilize both unsupervised and supervised PML models [47, 212]. Compared to damage detection, Bayesian PML are more prevalent in damage localization to address the higher level of epistemic uncertainty inherent in spatial information of damage. Eltouny and Liang [47] proposed an

unsupervised damage localization method by integrating EVT and Bayesian optimization to address uncertainties from both data noise and parameters in the extreme joint PDF, which exhibits robustness to signal distortion and improved the hyperparameter tuning due to properly addressing uncertainties. Based on semantic damage segmentation (SDC), Liang and Sajedi [212] introduced a BDL framework that utilizes deep Bayesian U-Nets based on MC dropout to address uncertainties in damage localization. This method not only exhibits superior robustness with enhanced global and mean class accuracies compared to traditional SDC methods but also quantifies the predictive uncertainty through the softmax class variance of different predictions.

- **Damage classification:** damage classification aims to give information about the type of structural damage, which requires supervised PML methods with well-annotated training data. Consequently, beyond this hierarchy, PML applications are normally limited to laboratory or small-scale structures or dynamic systems due to the difficulty in recognizing and defining different damage scenarios for large-scale structures. Popular uncertainty-aware PML methods for damage classification include HMMs [78], Adaboost [67], etc., while BDL has also received attention recently due to its advantages in UT. Sajedi and Liang [134] proposed a Bayesian CNN based on MC dropout for damage detection, localization, and classification, where uncertainty can be quantified through variations in softmax probability and entropy of the dropout model predictions. Conditioned on the feature extraction and UT capabilities of VAEs, Martin et al. [116] proposed a bearing fault classification method using a VAE to automatically extract low-dimensional damage-sensitive features, which outperforms some other dimensionality reduction methods in

both accuracy and robustness.

- **Damage assessment:** Assessment of damage refers to estimating the extent of damage, which also involves uncertainty arising from the choice of indices to quantify the damage extent, in addition to uncertainties in the above tasks. As a result, BDL is also employed in damage assessment for uncertainty representation and quantification. Utilizing the gap along the bearing surface boundary of miter gates as a damage quantification index, Hoskere et al. [137] proposed a Bayesian MLP based on MC dropout for damage assessment of miter gates, which results in robust predictions of the damage extent and provides an indication of the NN's confidence in the damage extent through the predictive variance. Liu et al. [213] proposed a distributed damage diagnosis method by utilizing a VAE for extracting statistical features from the long-gauge strain transmissibility and a regressor for mapping the features to elemental stiffness reduction.
- **Remaining useful life (RUL) prediction:** RUL prediction aims to estimate the safety of the structure, which entails additional uncertainty resulting from the time-varying characteristics of the monitored structure compared to damage assessment. Therefore, the application of BNNs in RUL prediction can be combined with NN architectures designed for sequential data. Caceres et al. [135] proposed a Bayesian RNN trained using Bayes by Backprop with the Flipout method for RUL prognostics, which outperforms some deterministic DL models as well as the MC dropout-based Bayesian RNN, especially when dealing with more complex scenarios involving multiple operating conditions and fault modes, due to considering both epistemic and aleatoric uncertainties.

In summary, data-driven structural damage identification comprises a hierarchy of five

tasks, with PML directly used to map dynamic responses to the structural conditions. As the complexity of damage identification tasks increases, higher levels of uncertainty arise due to the sparsity of labeled training data and the requirement of all lower-level information. Consequently, uncertainty-aware PML with complex structures, such as BDL methods, are primarily utilized in high-level damage identification tasks such as damage classification, damage assessment, and RUL prediction.

6.2 Applications of non-probabilistic ML methods to structural dynamics

Compared with PML-based methods, non-probabilistic ML methods have limited applications on UT and structural response prediction. The first category of applications is UT. In non-probabilistic problems, finding out the most compact convex model enclosing the sample points is the core issue of UT. Conventional convex models such as interval model, multidimensional ellipsoid model and multidimensional parallelepiped model cannot effectively quantify clustered samples, resulting in overestimation of uncertainties. Unsupervised methods are accordingly adopted for UT in case of clustered samples [185, 186, 193], effectively reducing the epistemic uncertainty.

The second category of applications is interval response prediction. Computing the output intervals with given input intervals remains non-trivial for non-probabilistic problems due to interval expansion. In [194], the DINN was devised to approximate the relationship between input intervals and output intervals, and further applied to predict the concrete compressive strength with interval-valued inputs. LUBE is another effective interval prediction model as it avoids interval arithmetic and directly produces output intervals. Liu et al. [214] proposed a warning interval construction method under the framework of LUBE, successfully carrying out

early warning for the abnormal state of engineering structures. In [190], FNN was combined with perturbation methods for its exceptional differentiation mechanism and utilized to predict the interval bounds of structural responses.

6.3 Systematic summary of the applications

To provide a more intuitive and systematic overview of the applications of uncertainty-aware ML models in structural dynamics, Table 5 lists some representative works related to the applied scenarios of the reviewed ML methods with UT in this work. BNNs are predominantly used in regression tasks in structural dynamics, such as response prediction, reliability analysis, and damage assessment, to explicitly quantify the predictive uncertainty through the variance of the predictive distribution. However, their applications are still limited by the computational burden stemming from their complex model architectures with substantial parameters, highlighting the demand for further improvements in the efficiency and accuracy of approximation techniques for BNNs.

Table 5. Selection from the literature on applications of uncertainty-aware ML methods in the field of structural dynamics.

Uncertainty-aware ML method		Application in structural dynamics	Ref.
	PD	sensitivity analysis	[39]
		damage identification	[40-44, 73]
		reliability analysis	[45]
Non-Bayesian	EVT	damage identification	[46-50]
		Mixture models	[51-54]
	HMM	damage identification	[55-57]

		sensitivity analysis	[58, 59]
	RF	load identification	[60]
		damage identification	[61, 62]
	Boosting	sensitivity analysis	[59]
		reliability analysis	[63]
		damage identification	[64-67]
	Ensemble of NNs	response prediction	[68]
		damage identification	[69-71]
	DPMM	reliability analysis	[92]
		damage identification	[93]
	BN	reliability analysis	[95-99]
		damage identification	[215]
	RVM	reliability analysis	[101]
		load identification	[102]
		damage identification	[103]
		response prediction	[104, 105]
	GP (DGP)	sensitivity analysis	[106-108]
		model updating	[109]
		damage identification	[110, 111]
Bayesian	Shallow BNN	model updating	[119]
		damage identification	[20, 120, 121]
	BBL	response prediction	[123]
		system identification	[122]
		response prediction	[113, 114, 124-129]
	BDL	reliability analysis	[115, 130, 131, 216]
		model updating	[132]
		damage identification	[116-118, 133-139, 212]
	PCA	uncertainty modeling for uncertain variables	[184]
	K-means	uncertainty modeling for uncertain variables	[185]
Non-probabilistic	Fuzzy clustering	uncertainty modeling for uncertain variables	[186]
		response prediction	[187]
		damage identification	[188]
	DINN	reliability analysis	[189]

	FNN	response prediction	[190]
		sensitivity analysis	[191]
	LUBE	damage identification	[192]

7 Open Challenges and Future Outlook

Despite the exhaustive efforts and impressive achievements analyzed in previous sections, estimating uncertainty for ML models in the field of structural dynamics is still an active research topic with some open issues and research gaps remaining to be addressed in the future. This section outlines some challenges that remain related to the desirable properties that any uncertainty-aware ML model should bear in mind, along with some potential directions for future work.

7.1 Challenges and potential future works of PML

For PML methods, current research gaps in their applications in structural dynamics mainly arise from issues associated with the reliability, efficiency, and interpretability in their uncertainty estimation, which involve the following aspects:

- Uncertainty quality:** Integrating uncertainty assessment aims to evaluate the reliability of PML models' predictions, while the quality or reliability of the estimated uncertainty is often overlooked and underexplored in PML-based methods for structural dynamics. Generally, evaluating the quality of predictive uncertainty is more challenging than quantifying it, as the ground truth of uncertainty estimates is typically unavailable [34]. Commonly used methods concerning uncertainty quality mainly include uncertainty calibration and generalization [25, 34]. The former focuses on the discrepancy between subjective uncertainty estimates and (empirical) long-run frequencies, which can be measured by proper scoring rules such as log predictive probability and the Brier score [34]. It is worth noting that calibration is a separate issue from accuracy, implying that a

PML model predictions may be accurate and yet miscalibrated, and vice versa. On the other hand, the latter concerns generalization of the predictive uncertainty to domain shift, which can be estimated through the predictive uncertainty on OOD samples, as PML model with robust uncertainty estimates should output high predictive uncertainty for inputs drawn from a dataset different from the training data. While UT for PML-based methods in structural dynamics has attracted increasing attention in recent research works, few of them have evaluated the quality of the estimated predictive uncertainty, indicating a research gap that requires further exploration. Table 6 provides a qualitative comparison of the estimated predictive uncertainty among some commonly used PML methods, aiming to guide the selection of proper uncertainty-aware PML methods for reliable prediction as well as uncertainty estimation in structural dynamic problems.

Table 6. Comparison of the uncertainty quality of different PML methods (reproduced from [22]).

Compared PML methods with UT	GP	BNN			Ensemble of NN
		MCMC	VI	MC dropout	
Quality of uncertainty calibration	High	High-medium	Medium	Medium-low	High
Performance on detecting OOD samples	High	Low	Low	Low	Medium
Computational efficiency (training)	Low	Low	Medium-low	High	High

- Identification of uncertainty sources:** Although the current mainstream of UT for PML methods focuses on the predictive uncertainty, explicitly distinguishing the aleatoric and epistemic components of predictive uncertainty could be more significant in practical applications. On one hand, modeling aleatoric uncertainty reveals the irreducible part of predictive uncertainty without resorting to expensive Monte Carlo simulations. On the

other hand, epistemic uncertainty is crucial in safety-critical problems as it indicates whether more training data is required for more reliable model predictions. A pioneering work concerning the uncertainty sources of modern PML methods is proposed in [17], but this method is only applicable to BNNs based on MC dropout. Moreover, in the field of structural dynamics, there has been limited investigation into the uncertainty sources of PML-based methods, underscoring a research gap that needs to be addressed in future studies.

- **Scalability and computational efficiency of PMT methods:** Real-world structural dynamic problems usually involve large amounts of high-dimensional heterogeneous data, posing challenges for practical UT methods that must possess scalability to high dimensions and efficiency with limited computational resources. Generally, Bayesian PML methods are regarded as more systematic candidates for UT, but they typically incur a higher computational burden with lower scalability due to introducing prior and posterior distributions of model parameters [15, 22]. In contrast, Non-Bayesian methods are more efficient and scalable but have limited capability in dealing with epistemic uncertainty. As a result, more efficient UT approaches, especially Bayesian approaches, still require further investigation for large-scale structural dynamic problems.
- **Toward UT with PML in the context of small data:** The challenges related to the scarcity of well-annotated training data have been widely acknowledged and emphasized in PML-based methods for structural dynamics [3, 22, 217, 218], which could lead to substantial epistemic uncertainty in model predictions that may confuse the subsequent decision making. Potential solutions to these issues include model-data co-driven approaches that

employ high-fidelity FEMs to generate labeled data to train ML models for dynamic analysis [219], transfer learning-based methods [220-223] that leverage knowledge transfer among different dynamic systems and ML models, and physics-informed ML (PIML) techniques [218, 224] that embed physics-informed loss functions or prior knowledge into the training process to avoid solving the true label [22]. While pioneering research has explored UQ for these TL and PIML methods in the realm of structural dynamics [140, 225], there remains a need for more comprehensive and systematic UT methodologies tailored to these approaches.

- **Online estimation of uncertainty with PML:** Typically, structural dynamic problems involve a long-term process that could span the entire service life of the monitored structure. Therefore, it is desirable for PML-based methods to make predictions and estimate uncertainty in an online manner as time progresses [93]. However, as only one sample is observed by the PML model at each step, online learning is more vulnerable to uncertainty arising from noisy data and insufficient knowledge [226]. Moreover, online learning requires the model to estimate the predictive distribution with the acquisition of each new sample, resulting in higher computational costs compared to offline methods due to the repeated inference. To this end, there exists a research gap in developing reliable and efficient UT approaches suitable for online PML methods, warranting further investigation.

7.2 Challenges and potential future works of non-probabilistic ML

For non-probabilistic methods, their applications in structural dynamics are mainly hindered by the issues associated with the accuracy and efficiency, which involve the following

two aspects:

- **Uncertainty quality:** The accuracy of uncertainty-aware ML methods, particularly within safety-critical domains, remains largely unexplored in a systematic manner. Among present methods, the DINN stands as an intrusive approach that integrates interval arithmetic into NNs, while the FNN-based method operates as a non-intrusive technique utilizing NNs as surrogate models. Despite offering novel perspectives for addressing uncertainty propagation and prediction challenges, neither method demonstrates superior accuracy compared to conventional approaches. The inherent issue of interval expansion within interval arithmetic significantly impacts the DINN, resulting in substantial overestimation and consequently low-quality uncertainty assessments. Similarly, the FNN-based method, relying on conventional Taylor expansion with low-order terms, may incur significant prediction errors, particularly in nonlinear and high-dimensional scenarios. Despite some applications, research on ML-based non-probabilistic uncertainty propagation remains limited. Moving forward, the development of additional ML methodologies and enhancement of accuracy stand as primary avenues for future investigation and advancement in this domain.
- **Scalability and computational efficiency:** The inaccuracy of the NN-based non-probabilistic methods directly constrain the scope of problem dimensions that can be effectively addressed. Present methods are predominantly suited for low-dimensional and small-scale problems, primarily due to the challenges stemming from interval expansion and truncation error within Taylor expansions as parameter dimensionality escalates. Furthermore, the DINN exhibits susceptibility to instability during the training phase and

necessitates greater computational resources in comparison to deterministic models of similar scale. Consequently, it is imperative that future research prioritizes the exploration of scalability and computational efficiency as critical areas.

8 Conclusions

This paper provides a systematic overview that encompasses the applications of uncertainty-aware ML methods in the field of structural dynamics, with a particular emphasis on state-of-the-art UT methods for NNs. Specifically, this work addresses four salient aspects: (1) types of uncertainty (aleatoric and epistemic), sources of each type of uncertainty in ML, and potential causes of each type of uncertainty in structural dynamics; (2) types of UT methods for ML models (probabilistic and non-probabilistic methods); (3) applications of uncertainty-aware ML methods in forward and inverse problems of structural dynamics; and (4) current research gaps and future directions in this field.

Without delving into detailed introductions of each ML model, this work aims to provide a guidance to readers about the differences in representing and estimating uncertainty for each method by elaborating the formulation of their predictive uncertainties. Among the UT methods discussed, Bayesian approaches, especially BNNs, stand out as promising candidates for addressing uncertainties in complex real-world problems due to their distinctive perspective to capture epistemic uncertainties stemming from both model parameters and model architecture. Additionally, this work offers a brief review of the applications of the discussed uncertainty-aware ML methods in forward and inverse problems of structural dynamics, with a focus on the predominant types and causes of uncertainty, and the attainment of UT in each specific tasks. Significant emphasis is placed on the applications of BDL, as it leverages the superior

learning capability of DNNs in large-scale complex problems, combined with Bayesian approaches to address uncertainties in DNNs' predictions, aiming to improve their reliability. Having these ML methods with UT and their successful applications in mind, this work also delineates some contemporary research gaps, primarily concerning issues related to the efficiency, scalability, and quality of estimated uncertainty in current methods. These gaps aim to provide researchers with deeper insights into the future directions of this field.

In essence, UT serves as a critical layer of safety assurance on top of ML models, facilitating rigorous and quantitative risk analysis and management of ML applications in high-stake scenarios such as structural dynamics. With the evolution of UT methods for ML models, they are expected to play a pivotal role in ensuring the safety, reliability, and trustworthiness of ML solutions for real-world engineering problems, enabling to risk minimization in decision-making processes. Consequently, the development of uncertainty-aware ML methods holds paramount significance in broadening the applicability of ML models both extensively and deeply. The accurate, systematic, and reliable quantification of predictive uncertainty holds tremendous potential to fundamentally tackle the safety assurance challenge that haunts ML development. With this in mind, this study systematically reviews the background, current advancements, open challenges, and future directions of UT for ML-based methods in structural dynamics, aiming to provide the research community with more comprehensive insights into this domain.

Acknowledgements

This research has been supported by the Science and Technology Development Fund, Macau

SAR (File no.: 101/2021/A2, 0010/2021/AGJ, 001/SKL/2024), the Research Committee of University of Macau (File no.: MYRG2022-00096-IOTSC), Guangdong-Hong Kong-Macau Joint Laboratory Program (Project No.: 2020B1212030009).

References:

- [1] Yan, W.-J., Zhao, M.-Y., Sun, Q., and Ren, W.-X., *Transmissibility-based system identification for structural health Monitoring: Fundamentals, approaches, and applications*. Mechanical Systems and Signal Processing, 2019. **117**: p. 453-482.
- [2] Friswell, M. *Inverse problems in structural dynamics*. in *Proceedings of the 2th International Conference on Multidisciplinary Design Optimization and Applications*", Gijon, Spain. 2008.
- [3] Farrar, C.R., and Worden, K., *Structural health monitoring: a machine learning perspective*. 2012: John Wiley & Sons.
- [4] North, J.S., Wikle, C.K., and Schliep, E.M., *A review of data-driven discovery for dynamic systems*. International Statistical Review, 2023.
- [5] Brunton, S.L., Noack, B.R., and Koumoutsakos, P., *Machine learning for fluid mechanics*. Annual review of fluid mechanics, 2020. **52**(1): p. 477-508.
- [6] Chiuso, A., and Pillonetto, G., *System identification: A machine learning perspective*. Annual Review of Control, Robotics, and Autonomous Systems, 2019. **2**: p. 281-304.
- [7] Sun, L., Shang, Z., Xia, Y., Bhowmick, S., and Nagarajaiah, S., *Review of bridge structural health monitoring aided by big data and artificial intelligence: From condition assessment to damage detection*. Journal of Structural Engineering, 2020(5): p. 04020073.
- [8] Azimi, M., Eslamlou, A.D., and Pekcan, G., *Data-driven structural health monitoring and damage detection through deep learning: State-of-the-art review*. Sensors, 2020. **20**(10): p. 2778.
- [9] Avci, O., Abdeljaber, O., Kiranyaz, S., Hussein, M., Gabbouj, M., & Inman, D. J., *A review of vibration-based damage detection in civil structures: from traditional methods to machine learning and deep learning applications*. Mechanical Systems and Signal Processing, 2021. **147**: p. 107077.
- [10] Flah, M., Nunez, I., Ben Chaabene, W., and Nehdi, M.L., *Machine learning algorithms in civil structural health monitoring: a systematic review*. Archives of Computational Methods in Engineering, 2021. **28**(4): p. 2621-2643.
- [11] Luleci, F., Catbas, F.N., and Avci, O., *A literature review: Generative adversarial networks for civil structural health monitoring*. Front. Built Environ. Struct. Sens. Control Asset Manag, 2022. **8**: p. 1027379.
- [12] Bao, Y.Q., and Li, H., *Machine learning paradigm for structural health monitoring*. Structural Health Monitoring, 2021. **20**(4): p. 1353-1372.
- [13] Afshari, S.S., Enayatollahi, F., Xu, X., and Liang, X., *Machine learning-based methods*

- in structural reliability analysis: A review*. Reliability Engineering & System Safety, 2022. **219**: p. 108223.
- [14] Kabir, H.D., Khosravi, A., Hosen, M.A., and Nahavandi, S., *Neural network-based uncertainty quantification: A survey of methodologies and applications*. IEEE Access, 2018. 6: p. 36218-36234.
- [15] He, W., and Jiang, Z., *A survey on uncertainty quantification methods for deep neural networks: an uncertainty source perspective*. arXiv preprint arXiv:2302.13425, 2023.
- [16] Gal, Y., Koumoutsakos, P., Lanusse, F., Louppe, G., and Papadimitriou, C., *Bayesian uncertainty quantification for machine-learned models in physics*. Nature Reviews Physics, 2022. **4**(9): p. 573-577.
- [17] Kendall, A., and Gal, Y., *What uncertainties do we need in bayesian deep learning for computer vision?* Advances in neural information processing systems, 2017. **30**.
- [18] Der Kiureghian, A., and Ditlevsen, O., *Aleatory or epistemic? Does it matter?* Structural safety, 2009. **31**(2): p. 105-112.
- [19] Zhou, K., Wang, Z., Gao, Q., Yuan, S., and Tang, J., *Recent advances in uncertainty quantification in structural response characterization and system identification*. Probabilistic Engineering Mechanics, 2023: p. 103507.
- [20] Fernandez, J., Chiachio, M., Chiachio, J., Munoz, R., and Herrera, F., *Uncertainty quantification in neural networks by approximate Bayesian computation: application to fatigue in composite materials*. Engineering Applications of Artificial Intelligence, 2022. **107**: p. 104511.
- [21] Mena, J., Pujol, O., and Vitria, J., *A survey on uncertainty estimation in deep learning classification systems from a Bayesian perspective*. ACM Computing Surveys (CSUR), 2021. **54**(9): p. 1-35.
- [22] Nemani, V., Biggio, L., Huan, X., Hu, Z., Fink, O., Tran, A., Wang, Y., Du, X., Zhang, X., and Hu, C., *Uncertainty quantification in machine learning for engineering design and health prognostics: a tutorial*. arXiv preprint arXiv:2305.04933, 2023.
- [23] Abdar, M., Pourpanah, F., Hussain, S., Rezazadegan, D., Liu, L., Ghavamzadeh, M., Fieguth, P., Cao, X., Khosravi, A., and Acharya, U.R., *A review of uncertainty quantification in deep learning: techniques, applications and challenges*. Information fusion, 2021. **76**: p. 243-297.
- [24] Gawlikowski, J., Tassi, C.R.N., Ali, M., Lee, J., Humt, M., Feng, J., Kruspe, A., Triebel, R., Jung, P., and Roscher, R., *A survey of uncertainty in deep neural networks*. Artificial Intelligence Review, 2023. **56**(Suppl 1): p. 1513-1589.
- [25] Gal, Y., *Uncertainty in Deep Learning*. 2016, University of Cambridge.
- [26] Cunha, B.Z., Droz, C., Zine, A.-M., Foulard, S., and Ichchou, M., *A review of machine learning methods applied to structural dynamics and vibroacoustic*. Mechanical Systems and Signal Processing, 2023. **200**: p. 110535.
- [27] Murphy, K.P., *Machine learning: a probabilistic perspective*. 2012: MIT press.
- [28] Reddy, Y., Viswanath, P., and Reddy, B.E., *Semi-supervised learning: A brief review*. Int. J. Eng. Technol, 2018. **7**(1.8): p. 81.
- [29] Alpaydin, E., *Introduction to machine learning*. 2020: MIT press.
- [30] Gal, Y., and Ghahramani, Z. *Dropout as a bayesian approximation: Representing model uncertainty in deep learning*. in *international conference on machine learning*. 2016.

PMLR.

- [31] Sobol, I.M., *Global sensitivity indices for nonlinear mathematical models and their Monte Carlo estimates*. Mathematics and computers in simulation, 2001. **55**(1-3): p. 271-280.
- [32] Bishop, C.M., and Nasrabadi, N.M., *Pattern recognition and machine learning*. Vol. 4. 2006: Springer.
- [33] Ståhl, N., Falkman, G., Karlsson, A., and Mathiason, G. *Evaluation of uncertainty quantification in deep learning*. in *International Conference on Information Processing and Management of Uncertainty in Knowledge-Based Systems*. 2020. Springer.
- [34] Lakshminarayanan, B., Pritzel, A., and Blundell, C., *Simple and scalable predictive uncertainty estimation using deep ensembles*. Advances in neural information processing systems, 2017. **30**.
- [35] Hüllermeier, E., and Waegeman, W., *Aleatoric and epistemic uncertainty in machine learning: an introduction to concepts and methods*. Machine Learning, 2021. **110**: p. 457-506.
- [36] Fugate, M.L., Sohn, H., and Farrar, C.R., *Vibration-based damage detection using statistical process control*. Mechanical systems and signal processing, 2001. **15**(4): p. 707-721.
- [37] Chaabane, M., Hamida, A.B., Mansouri, M., Nounou, H.N., and Avci, O. *Damage detection using enhanced multivariate statistical process control technique*. in *2016 17th International Conference on Sciences and Techniques of Automatic Control and Computer Engineering (STA)*. 2016. IEEE.
- [38] Chaabane, M., Mansouri, M., Ben Hamida, A., Nounou, H., and Nounou, M., *Multivariate statistical process control-based hypothesis testing for damage detection in structural health monitoring systems*. Structural Control and Health Monitoring, 2019. **26**(1): p. e2287.
- [39] Datteo, A., Busca, G., Quattromani, G., and Cigada, A., *On the use of AR models for SHM: a global sensitivity and uncertainty analysis framework*. Reliability Engineering & System Safety, 2018. **170**: p. 99-115.
- [40] Svendsen, B.T., Frøseth, G.T., Øiseth, O., and Rønnquist, A., *A data-based structural health monitoring approach for damage detection in steel bridges using experimental data*. Journal of Civil Structural Health Monitoring, 2022. **12**(1): p. 101-115.
- [41] Mei, L.-F., Yan, W.-J., Yuen, K.-V., and Michael, B., *Structural novelty detection based on Laplace asymptotic expansion of the Bhattacharyya distance of transmissibility function and Bayesian resampling scheme*. Journal of Sound and Vibration, 2022: p. 117277.
- [42] Yan, W.-J., Chronopoulos, D., Yuen, K.-V., and Zhu, Y.-C., *Structural anomaly detection based on probabilistic distance measures of transmissibility function and statistical threshold selection scheme*. Mechanical Systems and Signal Processing, 2022. **162**: p. 108009.
- [43] Worden, K., Manson, G., and Fieller, N.R., *Damage detection using outlier analysis*. Journal of Sound and Vibration, 2000. **229**(3): p. 647-667.
- [44] Meixedo, A., Santos, J., Ribeiro, D., Calçada, R., and Todd, M.D., *Online unsupervised detection of structural changes using train-induced dynamic responses*. Mechanical

- Systems and Signal Processing, 2022. **165**: p. 108268.
- [45] Zhu, B., and Frangopol, D.M., *Reliability assessment of ship structures using Bayesian updating*. Engineering Structures, 2013. **56**: p. 1836-1847.
- [46] Martucci, D., Civera, M., Surace, C., and Worden, K. *Novelty detection in a cantilever beam using extreme function theory*. in *Journal of Physics: Conference Series*. 2018. IOP Publishing.
- [47] Eltouny, K.A., and Liang, X., *Bayesian-optimized unsupervised learning approach for structural damage detection*. Computer-Aided Civil and Infrastructure Engineering, 2021. **36**(10): p. 1249-1269.
- [48] Sarmadi, H., Entezami, A., Behkamal, B., and De Michele, C., *Partially online damage detection using long-term modal data under severe environmental effects by unsupervised feature selection and local metric learning*. Journal of Civil Structural Health Monitoring, 2022: p. 1-24.
- [49] Sarmadi, H., and Yuen, K.-V., *Structural health monitoring by a novel probabilistic machine learning method based on extreme value theory and mixture quantile modeling*. Mechanical Systems and Signal Processing, 2022. **173**: p. 109049.
- [50] Daneshvar, M.H., and Sarmadi, H., *Unsupervised learning-based damage assessment of full-scale civil structures under long-term and short-term monitoring*. Engineering Structures, 2022. **256**: p. 114059.
- [51] Zeng, J., and Hu, Z., *Automated operational modal analysis using variational Gaussian mixture model*. Engineering Structures, 2022. **273**: p. 115139.
- [52] Figueiredo, E., Radu, L., Worden, K., and Farrar, C.R., *A Bayesian approach based on a Markov-chain Monte Carlo method for damage detection under unknown sources of variability*. Engineering Structures, 2014. **80**: p. 1-10.
- [53] Qiu, L., Yuan, S., Mei, H., and Fang, F., *An improved Gaussian mixture model for damage propagation monitoring of an aircraft wing spar under changing structural boundary conditions*. Sensors, 2016. **16**(3): p. 291.
- [54] Figueiredo, E., and Cross, E., *Linear approaches to modeling nonlinearities in long-term monitoring of bridges*. Journal of Civil Structural Health Monitoring, 2013. **3**(3): p. 187-194.
- [55] Yu, J., *Adaptive hidden Markov model-based online learning framework for bearing faulty detection and performance degradation monitoring*. Mechanical Systems and Signal Processing, 2017. **83**: p. 149-162.
- [56] Rammohan, R., and Taha, M.R. *Exploratory investigations for intelligent damage prognosis using hidden Markov models*. in *2005 IEEE international conference on systems, man and cybernetics*. 2005. IEEE.
- [57] Zhang, J., Yuan, S., and Chen, J., *Guided wave-hidden Markov model for on-line crack evaluation of a full-scale aircraft*. Aerospace Science and Technology, 2021. **117**: p. 106976.
- [58] Torres, M. *A machine learning method for parameter estimation and sensitivity analysis*. in *International Conference on Computational Science*. 2021. Springer.
- [59] Zhang, D., Lin, X., Dong, Y., and Yu, X. *Machine-learning-based uncertainty and sensitivity analysis of reinforced-concrete slabs subjected to fire*. in *Structures*. 2023. Elsevier.

- [60] Liu, Y., Wang, L., and Li, M., *Kalman filter–random forest-based method of dynamic load identification for structures with interval uncertainties*. Structural Control and Health Monitoring, 2022. **29**(5): p. e2935.
- [61] Chenchou, Li, J., Hao, H., Wang, R., and Li, L., *Development and application of random forest technique for element level structural damage quantification*. Structural Control and Health Monitoring, 2021. **28**(3): p. e2678.
- [62] Dong, X., Li, G., Jia, Y., and Xu, K., *Multiscale feature extraction from the perspective of graph for hob fault diagnosis using spectral graph wavelet transform combined with improved random forest*. Measurement, 2021. **176**: p. 109178.
- [63] Dong, W., Huang, Y., Lehane, B., and Ma, G., *XGBoost algorithm-based prediction of concrete electrical resistivity for structural health monitoring*. Automation in Construction, 2020. **114**: p. 103155.
- [64] Tsiapoki, S., Bahrami, O., Häckell, M.W., Lynch, J.P., and Rolfes, R., *Combination of damage feature decisions with adaptive boosting for improving the detection performance of a structural health monitoring framework: validation on an operating wind turbine*. Structural Health Monitoring, 2021. **20**(2): p. 637-660.
- [65] Wang, F., and Song, G., *Bolt-looseness detection by a new percussion-based method using multifractal analysis and gradient boosting decision tree*. Structural Health Monitoring, 2020. **19**(6): p. 2023-2032.
- [66] Xu, J., Dang, D., Ma, Q., Liu, X., and Han, Q., *A novel and robust data anomaly detection framework using LAL-AdaBoost for structural health monitoring*. Journal of Civil Structural Health Monitoring, 2022. **12**(2): p. 305-321.
- [67] Sheng, W., Liu, Y., and Söffker, D., *A novel adaptive boosting algorithm with distance-based weighted least square support vector machine and filter factor for carbon fiber reinforced polymer multi-damage classification*. Structural Health Monitoring, 2023. **22**(2): p. 1273-1289.
- [68] Barzegar, V., Laflamme, S., Hu, C., and Dodson, J., *Ensemble of recurrent neural networks with long short-term memory cells for high-rate structural health monitoring*. Mechanical Systems and Signal Processing, 2022. **164**: p. 108201.
- [69] Barkhordari, M.S., Armaghani, D.J., and Asteris, P.G., *Structural damage identification using ensemble deep convolutional neural network models*. Comput. Model. Eng. Sci, 2022. **134**(2).
- [70] Dworakowski, Z., Stepinski, T., Dragan, K., Jablonski, A., and Barszcz, T. *Ensemble ANN classifier for structural health monitoring*. in *Artificial Intelligence and Soft Computing: 15th International Conference, ICAISC 2016, Zakopane, Poland, June 12-16, 2016, Proceedings, Part I 15*. 2016. Springer.
- [71] Dworakowski, Z., Dragan, K., and Stepinski, T., *Artificial neural network ensembles for fatigue damage detection in aircraft*. Journal of Intelligent Material Systems and Structures, 2017. **28**(7): p. 851-861.
- [72] Neves, A.C., González, I., Karoumi, R., and Leander, J., *The influence of frequency content on the performance of artificial neural network–based damage detection systems tested on numerical and experimental bridge data*. Structural Health Monitoring, 2021. **20**(3): p. 1331-1347.
- [73] Mei, L.-F., Yan, W.-J., Yuen, K.-V., Ren, W.-X., and Beer, M., *Transmissibility-based*

- damage detection with hierarchical clustering enhanced by multivariate probabilistic distance accommodating uncertainty and correlation.* Mechanical Systems and Signal Processing, 2023. **203**: p. 110702.
- [74] Coles, S., Bawa, J., Trenner, L., and Dorazio, P., *An introduction to statistical modeling of extreme values*. Vol. 208. 2001: Springer.
- [75] Bair, E., *Semi-supervised clustering methods*. Wiley Interdisciplinary Reviews: Computational Statistics, 2013. **5**(5): p. 349-361.
- [76] Ghahramani, Z., *Unsupervised learning*. Advanced Lectures on Machine Learning: ML Summer Schools 2003, Canberra, Australia, February 2-14, 2003, Tübingen, Germany, August 4-16, 2003, Revised Lectures, 2004: p. 72-112.
- [77] Ghahramani, Z., *An introduction to hidden Markov models and Bayesian networks*. International journal of pattern recognition and artificial intelligence, 2001. **15**(01): p. 9-42.
- [78] Zhou, W., Kovvali, N., Papandreou-Suppappola, A., Cochran, D., and Chattopadhyay, A. *hidden Markov model based classification of structural damage*. in *Modeling, Signal Processing, and Control for Smart Structures 2007*. 2007. SPIE.
- [79] Dong, X., Yu, Z., Cao, W., Shi, Y., and Ma, Q., *A survey on ensemble learning*. Frontiers of Computer Science, 2020. **14**: p. 241-258.
- [80] Coulston, J.W., Blinn, C.E., Thomas, V.A., and Wynne, R.H., *Approximating prediction uncertainty for random forest regression models*. Photogrammetric Engineering & Remote Sensing, 2016. **82**(3): p. 189-197.
- [81] Shadman Roodposhti, M., Aryal, J., Lucieer, A., and Bryan, B.A., *Uncertainty assessment of hyperspectral image classification: Deep learning vs. random forest*. Entropy, 2019. **21**(1): p. 78.
- [82] Mienye, I.D., and Sun, Y., *A survey of ensemble learning: concepts, algorithms, applications, and prospects*. IEEE Access, 2022. **10**: p. 99129-99149.
- [83] Hattori, H., Gul, M., Catbas, F., and Furuta, H., *Structural health monitoring and damage detection using AdaBoost technique*. 2012.
- [84] Le Nguyen, K. *Application of XGBoost model for predicting the dynamic response of high-speed railway bridges*. in *CIGOS 2021, Emerging Technologies and Applications for Green Infrastructure: Proceedings of the 6th International Conference on Geotechnics, Civil Engineering and Structures*. 2022. Springer.
- [85] Xu, J.G., Feng, D.C., Mangalathu, S., and Jeon, J.S., *Data-driven rapid damage evaluation for life-cycle seismic assessment of regional reinforced concrete bridges*. Earthquake Engineering & Structural Dynamics, 2022. **51**(11): p. 2730-2751.
- [86] Chen, T., and Guestrin, C. *Xgboost: A scalable tree boosting system*. in *Proceedings of the 22nd acm sigkdd international conference on knowledge discovery and data mining*. 2016.
- [87] Goodfellow, I., Bengio, Y., and Courville, A., *Deep learning*. 2016: MIT press.
- [88] Hernández-Lobato, J.M., and Adams, R. *Probabilistic backpropagation for scalable learning of bayesian neural networks*. in *International conference on machine learning*. 2015. PMLR.
- [89] Valdenegro-Toro, M., *Deep sub-ensembles for fast uncertainty estimation in image classification*. arXiv preprint arXiv:1910.08168, 2019.

- [90] Jain, S., Liu, G., Mueller, J., and Gifford, D. *Maximizing overall diversity for improved uncertainty estimates in deep ensembles*. in *Proceedings of the AAAI conference on artificial intelligence*. 2020.
- [91] Nix, D.A., and Weigend, A.S. *Estimating the mean and variance of the target probability distribution*. in *Proceedings of 1994 IEEE international conference on neural networks (ICNN'94)*. 1994. IEEE.
- [92] Chen, R., and Ni, Y.-Q., *A nonparametric Bayesian approach for bridge reliability assessment using structural health monitoring data*. *Structural Control and Health Monitoring*, 2023. **1**: 9271433.
- [93] Rogers, T., Worden, K., Fuentes, R., Dervilis, N., Tygesen, U., and Cross, E., *A Bayesian non-parametric clustering approach for semi-supervised structural health monitoring*. *Mechanical Systems and Signal Processing*, 2019. **119**: p. 100-119.
- [94] Yu, J., Song, Y., Tang, D., and Dai, J., *A Digital Twin approach based on nonparametric Bayesian network for complex system health monitoring*. *Journal of Manufacturing Systems*, 2021. **58**: p. 293-304.
- [95] Lu, Q., and Zhang, W., *Integrating dynamic Bayesian network and physics-based modeling for risk analysis of a time-dependent power distribution system during hurricanes*. *Reliability Engineering & System Safety*, 2022. **220**: p. 108290.
- [96] Moradi, R., Cofre-Martel, S., Droguett, E.L., Modarres, M., and Groth, K.M., *Integration of deep learning and Bayesian networks for condition and operation risk monitoring of complex engineering systems*. *Reliability Engineering & System Safety*, 2022. **222**: p. 108433.
- [97] Hackl, J., and Kohler, J., *Reliability assessment of deteriorating reinforced concrete structures by representing the coupled effect of corrosion initiation and progression by Bayesian networks*. *Structural Safety*, 2016. **62**: p. 12-23.
- [98] Zhang, Y., Cai, B., Liu, Y., Jiang, Q., Li, W., Feng, Q., Liu, Y., and Liu, G., *Resilience assessment approach of mechanical structure combining finite element models and dynamic Bayesian networks*. *Reliability Engineering & System Safety*, 2021. **216**: p. 108043.
- [99] Cai, B., Zhang, Y., Wang, H., Liu, Y., Ji, R., Gao, C., Kong, X., and Liu, J., *Resilience evaluation methodology of engineering systems with dynamic-Bayesian-network-based degradation and maintenance*. *Reliability Engineering & System Safety*, 2021. **209**: p. 107464.
- [100] Lee, S.-H., and Song, J., *Bayesian-network-based system identification of spatial distribution of structural parameters*. *Engineering Structures*, 2016. **127**: p. 260-277.
- [101] Li, Z., Jiang, Y., Duan, Z., and Peng, Z., *A new swarm intelligence optimized multiclass multi-kernel relevant vector machine: an experimental analysis in failure diagnostics of diesel engines*. *Structural Health Monitoring*, 2018. **17**(6): p. 1503-1519.
- [102] Feng, W., Li, Q., Lu, Q., Li, C., and Wang, B., *Group relevance vector machine for sparse force localization and reconstruction*. *Mechanical Systems and Signal Processing*, 2021. **161**: p. 107900.
- [103] Zio, E., and Di Maio, F., *Fatigue crack growth estimation by relevance vector machine*. *Expert Systems with Applications*, 2012. **39**(12): p. 10681-10692.
- [104] Xia, Z., and Tang, J., *Characterization of dynamic response of structures with*

- uncertainty by using Gaussian processes*. Journal of Vibration and Acoustics, 2013. **135**(5).
- [105] Giovanis, D. G., and Shields, M. D., *Data-driven surrogates for high dimensional models using Gaussian process regression on the Grassmann manifold*. Computer Methods in Applied Mechanics and Engineering, 2020, 370: 113269.
- [106] Tsokanas, N., Pastorino, R., and Stojadinović, B., *A comparison of surrogate modeling techniques for global sensitivity analysis in hybrid simulation*. Machine Learning and Knowledge Extraction, 2021. **4**(1): p. 1-21.
- [107] Becker, W., Oakley, J., Surace, C., Gili, P., Rowson, J., and Worden, K., *Bayesian sensitivity analysis of a nonlinear finite element model*. Mechanical Systems and Signal Processing, 2012. **32**: p. 18-31.
- [108] Wan, H.-P., Todd, M.D., and Ren, W.-X., *Statistical framework for sensitivity analysis of structural dynamic characteristics*. Journal of Engineering Mechanics, 2017. **143**(9): p. 04017093.
- [109] Wan, H.-P., Mao, Z., Todd, M.D., and Ren, W.-X., *Analytical uncertainty quantification for modal frequencies with structural parameter uncertainty using a Gaussian process metamodel*. Engineering Structures, 2014. **75**: p. 577-589.
- [110] Avendano-Valencia, L.D., Chatzi, E.N., and Tcherniak, D., *Gaussian process models for mitigation of operational variability in the structural health monitoring of wind turbines*. Mechanical Systems and Signal Processing, 2020. **142**: p. 106686.
- [111] Yan, W.-J., Chronopoulos, D., Papadimitriou, C., Cantero-Chinchilla, S. and Zhu, G.-S., *Bayesian inference for damage identification based on analytical probabilistic model of scattering coefficient estimators and ultrafast wave scattering simulation scheme*. Journal of Sound and Vibration, 2020. **468**: p. 115083.
- [112] Hwang, D., Kim, S., and Kim, H.-K., *Deep Gaussian process regression for damping of a long-span bridge under varying environmental and operational conditions*. Journal of Civil Structural Health Monitoring, 2023: p. 1-15.
- [113] Liu, W., Lai, Z., Bacsá, K., and Chatzi, E., *Physics-guided deep markov models for learning nonlinear dynamical systems with uncertainty*. Mechanical Systems and Signal Processing, 2022. **178**: p. 109276.
- [114] Liu, W., Lai, Z., Bacsá, K., and Chatzi, E., *Neural extended Kalman filters for learning and predicting dynamics of structural systems*. arXiv preprint arXiv:2210.04165, 2022.
- [115] Mylonas, C., Abdallah, I., and Chatzi, E., *Conditional variational autoencoders for probabilistic wind turbine blade fatigue estimation using supervisory, control, and data acquisition data*. Wind Energy, 2021. **24**(10): p. 1122-1139.
- [116] San Martin, G., Lopez Droguett, E., Meruane, V., and das Chagas Moura, M., *Deep variational auto-encoders: a promising tool for dimensionality reduction and ball bearing elements fault diagnosis*. Structural Health Monitoring, 2019. **18**(4): p. 1092-1128.
- [117] Coraça, E.M., Ferreira, J.V., and Nóbrega, E.G., *An unsupervised structural health monitoring framework based on variational autoencoders and hidden Markov models*. Reliability Engineering & System Safety, 2023. **231**: p. 109025.
- [118] Eltouny, K.A., and Liang, X., *Uncertainty-aware structural damage warning system using deep variational composite neural networks*. Earthquake Engineering &

- Structural Dynamics, 2023.
- [119] Yin, T., and Zhu, H.P., *An efficient algorithm for architecture design of Bayesian neural network in structural model updating*. Computer-Aided Civil and Infrastructure Engineering, 2020. **35**(4): p. 354-372.
- [120] Bezazi, A., Pierce, S.G., and Worden, K., *Fatigue life prediction of sandwich composite materials under flexural tests using a Bayesian trained artificial neural network*. International Journal of Fatigue, 2007. **29**(4): p. 738-747.
- [121] Vega, M.A., and Todd, M.D., *A variational Bayesian neural network for structural health monitoring and cost-informed decision-making in miter gates*. Structural Health Monitoring, 2022. **21**(1): p. 4-18.
- [122] Kuok, S.C., and Yuen, K.V., *Broad Bayesian learning (BBL) for nonparametric probabilistic modeling with optimized architecture configuration*. Computer-Aided Civil and Infrastructure Engineering, 2021. **36**(10): p. 1270-1287.
- [123] Wang, C., Gao, J., Li, H., Lin, C., Beck, J.L., and Huang, Y., *Robust sparse Bayesian learning for broad learning with application to high-speed railway track monitoring*. Structural Health Monitoring, 2023. **22**(2): p. 1256-1272.
- [124] Luo, X., and Kareem, A., *Bayesian deep learning with hierarchical prior: Predictions from limited and noisy data*. Structural Safety, 2020. **84**: p. 101918.
- [125] Li, H., Wang, T., and Wu, G., *A Bayesian deep learning approach for random vibration analysis of bridges subjected to vehicle dynamic interaction*. Mechanical Systems and Signal Processing, 2022. **170**: p. 108799.
- [126] Chen, Y., Patelli, E., Edwards, B., and Beer, M., *A Bayesian augmented-learning framework for spectral uncertainty quantification of incomplete records of stochastic processes*. Mechanical Systems and Signal Processing, 2023. **200**: p. 110573.
- [127] Kim, T., Song, J., and Kwon, O.-S., *Probabilistic evaluation of seismic responses using deep learning method*. Structural Safety, 2020. **84**: p. 101913.
- [128] Wang, T., Li, H., Noori, M., Ghiasi, R., Kuok, S.-C., and Altabay, W.A., *Probabilistic seismic response prediction of three-dimensional structures based on Bayesian convolutional neural network*. Sensors, 2022. **22**(10): p. 3775.
- [129] Liu, Y., Qin, H., Zhang, Z., Pei, S., Jiang, Z., Feng, Z., and Zhou, J., *Probabilistic spatiotemporal wind speed forecasting based on a variational Bayesian deep learning model*. Applied Energy, 2020. **260**: p. 114259.
- [130] Dang, H.V., Trestian, R., Bui-Tien, T., and Nguyen, H.X. *Probabilistic method for time-varying reliability analysis of structure via variational Bayesian neural network*. in *Structures*. 2021. Elsevier.
- [131] He, Q., Sun, H., Dobhal, M., Li, C., and Mohammadi, R., *Railway tie deterioration interval estimation with Bayesian deep learning and data-driven maintenance strategy*. Construction and Building Materials, 2022. **342**: p. 128040.
- [132] Zhang, Y.M., Wang, H., and Mao, J.X., *A Bayesian neural network approach for probabilistic model updating using incomplete modal data*. Structural Control and Health Monitoring, 2022. **29**(10): p. e3030.
- [133] Li, C., He, Q., and Wang, P., *Estimation of railway track longitudinal irregularity using vehicle response with information compression and Bayesian deep learning*. Computer-Aided Civil and Infrastructure Engineering, 2022. **37**(10): p. 1260-1276.

- [134] Sajedi, S.O., and Liang, X., *Uncertainty-assisted deep vision structural health monitoring*. Computer-Aided Civil and Infrastructure Engineering, 2021. **36**(2): p. 126-142.
- [135] Caceres, J., Gonzalez, D., Zhou, T., and Droguett, E.L., *A probabilistic Bayesian recurrent neural network for remaining useful life prognostics considering epistemic and aleatory uncertainties*. Structural Control and Health Monitoring, 2021. **28**(10): p. e2811.
- [136] Zhou, T., Han, T., and Droguett, E.L., *Towards trustworthy machine fault diagnosis: a probabilistic Bayesian deep learning framework*. Reliability Engineering & System Safety, 2022. **224**: p. 108525.
- [137] Hoskere, V., Eick, B., Spencer Jr, B.F., Smith, M.D., and Foltz, S.D., *Deep Bayesian neural networks for damage quantification in miter gates of navigation locks*. Structural Health Monitoring, 2020. **19**(5): p. 1391-1420.
- [138] Sajedi, S., and Liang, X., *Dual Bayesian inference for risk-informed vibration-based damage diagnosis*. Computer-Aided Civil and Infrastructure Engineering, 2021. **36**(9): p. 1168-1184.
- [139] Maged, A., and Xie, M., *Uncertainty utilization in fault detection using Bayesian deep learning*. Journal of Manufacturing Systems, 2022. **64**: p. 316-329.
- [140] Huang, C.-G., Zhu, J., Han, Y., and Peng, W., *A novel Bayesian deep dual network with unsupervised domain adaptation for transfer fault prognosis across different machines*. IEEE Sensors Journal, 2021. **22**(8): p. 7855-7867.
- [141] Au, S.-K., *Fast Bayesian FFT method for ambient modal identification with separated modes*. Journal of Engineering Mechanics, 2011. **137**(3): p. 214-226.
- [142] Miani, M., Warburg, F., Moreno-Muñoz, P., Skafté, N., and Hauberg, S., *Laplacian autoencoders for learning stochastic representations*. Advances in Neural Information Processing Systems, 2022. **35**: p. 21059-21072.
- [143] Blei, D.M., Kucukelbir, A., and McAuliffe, J.D., *Variational inference: A review for statisticians*. Journal of the American statistical Association, 2017. **112**(518): p. 859-877.
- [144] Blei, D.M., and Jordan, M.I., *Variational inference for Dirichlet process mixtures*. Bayesian Analysis, 2006. **1**(1): p. 121-143.
- [145] Hoffman, M.D., Blei, D.M., Wang, C., and Paisley, J., *Stochastic variational inference*. Journal of Machine Learning Research, 2013.
- [146] Blundell, C., Cornebise, J., Kavukcuoglu, K., and Wierstra, D. *Weight uncertainty in neural network*. in *International conference on machine learning*. 2015. PMLR.
- [147] Kingma, D.P., and Welling, M., *Auto-encoding variational bayes*. arXiv preprint arXiv:1312.6114, 2013.
- [148] Barber, D., and Bishop, C.M., *Ensemble learning in Bayesian neural networks*. Nato ASI Series F Computer and Systems Sciences, 1998. **168**: p. 215-238.
- [149] Posch, K., and Pilz, J., *Correlated parameters to accurately measure uncertainty in deep neural networks*. IEEE Transactions on Neural Networks and Learning Systems, 2020. **32**(3): p. 1037-1051.
- [150] Hastings, W.K., *Monte Carlo sampling methods using Markov chains and their applications*. 1970.

- [151] Geman, S., and Geman, D., *Stochastic relaxation, Gibbs distributions, and the Bayesian restoration of images*. IEEE Transactions on pattern analysis and machine intelligence, 1984(6): p. 721-741.
- [152] Neal, R.M., *Slice sampling*. The annals of statistics, 2003. **31**(3): p. 705-767.
- [153] Liu, J.S., and Chen, R., *Sequential Monte Carlo methods for dynamic systems*. Journal of the American statistical association, 1998. **93**(443): p. 1032-1044.
- [154] Duane, S., Kennedy, A.D., Pendleton, B.J., and Roweth, D., *Hybrid monte carlo*. Physics letters B, 1987. **195**(2): p. 216-222.
- [155] Salimans, T., Kingma, D., and Welling, M. *Markov chain Monte Carlo and variational inference: Bridging the gap*. in *International conference on machine learning*. 2015. PMLR.
- [156] Teh, Y.W., *Dirichlet Process*. Encyclopedia of Machine Learning, 2010. **1063**: p. 280-287.
- [157] Chen, R., *Parametric and nonparametric bayesian mixture models for bridge condition assessment*. 2019.
- [158] Wang, C., Paisley, J., and Blei, D.M. *Online variational inference for the hierarchical Dirichlet process*. in *Proceedings of the fourteenth international conference on artificial intelligence and statistics*. 2011. JMLR Workshop and Conference Proceedings.
- [159] Sethuraman, J., *A constructive definition of Dirichlet priors*. Statistica Sinica, 1994: p. 639-650.
- [160] Mei, L.-F., Yan, W.-J., Yuen, K.-V., and Beer, M., *Streaming variational inference-empowered Bayesian nonparametric clustering for online structural damage detection with transmissibility function*. Mechanical Systems and Signal Processing, 2025. **222**: p. 111767.
- [161] Bensi, M.T., *A Bayesian network methodology for infrastructure seismic risk assessment and decision support*. 2010: University of California, Berkeley.
- [162] Mead, R., Paxton, J., and Sojda, R. *Applications of bayesian networks in ecological modeling*. in *IASTED International Conference on Environmental Modelling and Simulation*. St. Thomas, US Virgin Islands. 2006. Citeseer.
- [163] Tzikas, D.G., Wei, L., Likas, A., Yang, Y., and Galatsanos, N.P., *A tutorial on relevance vector machines for regression and classification with applications*. EURASIP News Letter, 2006. **17**(2): p. 4.
- [164] Melo, J., *Gaussian processes for regression: a tutorial*. Technical Report, 2012.
- [165] Jakkala, K., *Deep Gaussian processes: A survey*. arXiv preprint arXiv:2106.12135, 2021.
- [166] Damianou, A., and Lawrence, N.D. *Deep gaussian processes*. in *Artificial intelligence and statistics*. 2013. PMLR.
- [167] Tishby, Levin, and Solla. *Consistent inference of probabilities in layered networks: predictions and generalizations*. in *International 1989 joint conference on neural networks*. 1989. IEEE.
- [168] Denker, J., and LeCun, Y., *Transforming neural-net output levels to probability distributions*. Advances in neural information processing systems, 1990. **3**.
- [169] Neal, R.M., *Bayesian learning for neural networks*. Vol. 118. 2012: Springer Science

& Business Media.

- [170] Gal, Y., and Ghahramani, Z. *Dropout as a Bayesian approximation: Insights and applications*. in *Deep Learning Workshop, ICML*. 2015.
- [171] Hinton, G.E., Srivastava, N., Krizhevsky, A., Sutskever, I., and Salakhutdinov, R.R., *Improving neural networks by preventing co-adaptation of feature detectors*. arXiv preprint arXiv:1207.0580, 2012.
- [172] Guo, C., Pleiss, G., Sun, Y., and Weinberger, K.Q. *On calibration of modern neural networks*. in *International conference on machine learning*. 2017. PMLR.
- [173] Chen, C.P., and Liu, Z., *Broad learning system: an effective and efficient incremental learning system without the need for deep architecture*. IEEE transactions on neural networks and learning systems, 2017. **29**(1): p. 10-24.
- [174] Xu, L., Chen, C.P., and Han, R., *Sparse Bayesian broad learning system for probabilistic estimation of prediction*. IEEE Access, 2020. **8**: p. 56267-56280.
- [175] Bayer, J., Osendorfer, C., Korhammer, D., Chen, N., Urban, S., and van der Smagt, P., *On fast dropout and its applicability to recurrent networks*. arXiv preprint arXiv:1311.0701, 2013.
- [176] Bluche, T., Kermorvant, C., and Louradour, J. *Where to apply dropout in recurrent neural networks for handwriting recognition?* in *2015 13th International Conference on Document Analysis and Recognition (ICDAR)*. 2015. IEEE.
- [177] Sajedi, S., and Liang, X., *Deep generative Bayesian optimization for sensor placement in structural health monitoring*. Computer-Aided Civil and Infrastructure Engineering, 2022. **37**(9): p. 1109-1127.
- [178] Pollastro, A., Testa, G., Bilotta, A., and Prevete, R., *Semi-supervised detection of structural damage using variational autoencoder and a one-class support vector machine*. IEEE Access, 2023.
- [179] Li, C., Zhang, S., Qin, Y., and Estupinan, E., *A systematic review of deep transfer learning for machinery fault diagnosis*. Neurocomputing, 2020. **407**: p. 121-135.
- [180] Pan, S.J., and Yang, Q., *A survey on transfer learning*. IEEE Transactions on knowledge and data engineering, 2010. **22**(10): p. 1345-1359.
- [181] Tan, C., Sun, F., Kong, T., Zhang, W., Yang, C., and Liu, C. *A survey on deep transfer learning*. in *Artificial Neural Networks and Machine Learning–ICANN 2018: 27th International Conference on Artificial Neural Networks, Rhodes, Greece, October 4-7, 2018, Proceedings, Part III 27*. 2018. Springer.
- [182] Suder, P.M., Xu, J., and Dunson, D.B., *Bayesian transfer Learning*. arXiv preprint arXiv:2312.13484, 2023.
- [183] Gambardella, A., *Deep transfer learning with Bayesian inference*. 2021, University of Oxford.
- [184] Cao, L., Liu, J., Xie, L., Jiang, C., and Bi, R., *Non-probabilistic polygonal convex set model for structural uncertainty quantification*. Applied Mathematical Modelling, 2021. **89**: p. 504-518.
- [185] Wang, C., and Matthies, H.G., *A modified parallelepiped model for non-probabilistic uncertainty quantification and propagation analysis*. Computer Methods in Applied Mechanics and Engineering, 2020. **369**: p. 113209.
- [186] Wang, C., Qiang, X., Fan, H., Wu, T., and Chen, Y., *Novel data-driven method for non-*

- probabilistic uncertainty analysis of engineering structures based on ellipsoid model*. Computer Methods in Applied Mechanics and Engineering, 2022. **394**: p. 114889.
- [187] Dam, T., and Deb, A.K., *A clustering algorithm based TS fuzzy model for tracking dynamical system data*. Journal of the Franklin Institute, 2017. **354**(13): p. 5617-5645.
- [188] da Silva, S., Júnior, M.D., Junior, V.L., and Brennan, M.J., *Structural damage detection by fuzzy clustering*. Mechanical Systems and Signal Processing, 2008. **22**(7): p. 1636-1649.
- [189] Betancourt, D., and Muhanna, R.L., *Interval deep learning for computational mechanics problems under input uncertainty*. Probabilistic Engineering Mechanics, 2022. **70**: p. 103370.
- [190] Wang, L., Chen, Z., and Yang, G., *An interval uncertainty analysis method for structural response bounds using feedforward neural network differentiation*. Applied Mathematical Modelling, 2020. **82**: p. 449-468.
- [191] Xiong, Y., Guo, L., Yang, Y., and Wang, H., *Intelligent sensitivity analysis framework based on machine learning for spacecraft thermal design*. Aerospace Science and Technology, 2021. **118**: p. 106927.
- [192] Liu, J., Qin, X., Sun, Y., and Zhang, Q., *Interval early warning method for state of engineering structures based on structural health monitoring data*. Structural Control and Health Monitoring, 2022. **29**(8): p. e2969.
- [193] Liu, J., Yu, Z., Zhang, D., Liu, H., and Han, X., *Multimodal ellipsoid model for non-probabilistic structural uncertainty quantification and propagation*. International Journal of Mechanics and Materials in Design, 2021. **17**(3): p. 633-657.
- [194] Betancourt, D., and Muhanna, R.L. *Deep interval neural network in computational mechanics*. in *Proceedings of the 9th International Workshop on Reliable Engineering Computing REC'2021*. 2021.
- [195] Deng, Z., Guo, Z., and Zhang, X., *Interval model updating using perturbation method and radial basis function neural networks*. Mechanical Systems and Signal Processing, 2017. **84**: p. 699-716.
- [196] Qiu, Z., and Wang, X., *Parameter perturbation method for dynamic responses of structures with uncertain-but-bounded parameters based on interval analysis*. International journal of solids and structures, 2005. **42**(18-19): p. 4958-4970.
- [197] Khosravi, A., Nahavandi, S., Creighton, D., and Atiya, A.F., *Lower upper bound estimation method for construction of neural network-based prediction intervals*. IEEE transactions on neural networks, 2010. **22**(3): p. 337-346.
- [198] Khosravi, A., Nahavandi, S., and Creighton, D., *Construction of optimal prediction intervals for load forecasting problems*. IEEE Transactions on Power Systems, 2010. **25**(3): p. 1496-1503.
- [199] Khosravi, A., Nahavandi, S., and Creighton, D., *Construction of optimal prediction intervals for load forecasting problems*. IEEE Transactions on Power Systems, 2010. **25**(3): p. 1496-1503.
- [200] Khosravi, A., Nahavandi, S., and Creighton, D., *A prediction interval-based approach to determine optimal structures of neural network metamodels*. Expert systems with applications, 2010. **37**(3): p. 2377-2387.
- [201] Hashemi, A., Jang, J., and Beheshti, J., *A machine learning-based surrogate finite*

- element model for estimating dynamic response of mechanical systems*. IEEE Access, 2023.
- [202] Antoniadis, A., Lambert-Lacroix, S., and Poggi, J.-M., *Random forests for global sensitivity analysis: a selective review*. Reliability Engineering & System Safety, 2021. **206**: p. 107312.
- [203] Simoen, E., De Roeck, G., and Lombaert, G., *Dealing with uncertainty in model updating for damage assessment: a review*. Mechanical Systems and Signal Processing, 2015. **56**: p. 123-149.
- [204] Bi, S., Beer, M., Cogan, S., and Mottershead, J., *Stochastic model updating with uncertainty quantification: an overview and tutorial*. Mechanical Systems and Signal Processing, 2023. **204**: p. 110784.
- [205] Yan, W.-J., Chronopoulos, D., Cantero-Chinchilla, S., Yuen, K.V., and Papadimitriou, C., *A fast Bayesian inference scheme for identification of local structural properties of layered composites based on wave and finite element-assisted metamodeling strategy and ultrasound measurements*. Mechanical Systems and Signal Processing, 2020. **143**: p. 106802.
- [206] Yan, W.-J., Zhan, J.Z., Yuen, K.-V., Ren, W.-X. and Costas, P., *PC-Kriging-powered parallelizing Bayesian updating for stochastic vehicle-track dynamical system with contact force measurement and Gaussian process discrepancy model*. Engineering Structures, 2024. **468**: p. 118578.
- [207] Zhang, Z.M., Sun, C., and Guo, B.B., *Transfer-learning guided Bayesian model updating for damage identification considering modeling uncertainty*. Mechanical Systems and Signal Processing, 2022. **166**: p. 108426.
- [208] Yu, Y., and Liu, Y.-M., *Physics-guided generative adversarial network for probabilistic structural system identification*. Expert Systems with Applications, 2024. **239**: p. 122339.
- [209] Wang, Z., Liang, D., Ding, S., Zhang, W., and He, H., *A feature map of frequency response functions based model updating method using the Bayesian convolutional neural network*. Mechanical Systems and Signal Processing, 2023. **204**: p. 110818.
- [210] Mo, J., Yan, W.J., *StocIPNet: A novel probabilistic interpretable network with affine-embedded reparameterization layer for high-dimensional stochastic inverse problems*. Mechanical Systems and Signal Processing, 2024. **220**: p. 111623.
- [211] Rytter, A., *Vibration based inspection of civil engineering structures*. 1993, Aalborg University.
- [212] Liang, X., and Sajedi, S.O., *Deep Bayesian U-nets for efficient, robust and reliable post-disaster damage localization*. arXiv preprint arXiv:2009.11460, 2020.
- [213] Liu, Y. S., Yan, W.-J., Yuen, K. V., & Zhou, W. H., *Element-wise parallel deep learning for structural distributed damage diagnosis by leveraging physical properties of long-gauge static strain transmissibility under moving loads*. Mechanical Systems and Signal Processing, 2024. **220**: p. 111680.
- [214] Liu, J., Qin, X., Sun, Y., and Zhang, Q., *Interval early warning method for state of engineering structures based on structural health monitoring data*. Structural Control and Health Monitoring, 2022: p. e2969.
- [215] Donajkowski, H., Leyasi, S., Mellos, G., Farrar, C.R., Scheinker, A., Pei, J.-S., and

- Lieven, N.A. *Comparison of complexity measures for structural health monitoring*. in *Model Validation and Uncertainty Quantification, Volume 3: Proceedings of the 38th IMAC, A Conference and Exposition on Structural Dynamics 2020*. 2020. Springer.
- [216] Jiang, P., Maghrebi, M., Crosky, A., and Saydam, S., *Unsupervised deep learning for data-driven reliability and risk analysis of engineered systems*, in *Handbook of Neural Computation*. 2017, Elsevier. p. 417-431.
- [217] Weikun, D., Nguyen, K.T., Medjaher, K., Christian, G., and Morio, J., *Physics-informed machine learning in prognostics and health management: state of the art and challenges*. *Applied Mathematical Modelling*, 2023. **124**: p. 325-352.
- [218] Lai, Z., Mylonas, C., Nagarajaiah, S., and Chatzi, E., *Structural identification with physics-informed neural ordinary differential equations*. *Journal of Sound and Vibration*, 2021. **508**: p. 116196.
- [219] Seventekidis, P., and Giagopoulos, D., *Model error effects in supervised damage identification of structures with numerically trained classifiers*. *Mechanical Systems and Signal Processing*, 2023. **184**: p. 109741.
- [220] Zhang, Z., Sun, C., and Guo, B., *Transfer-learning guided Bayesian model updating for damage identification considering modeling uncertainty*. *Mechanical Systems and Signal Processing*, 2022. **166**: p. 108426.
- [221] Ritto, T., Worden, K., Wagg, D., Rochinha, F., and Gardner, P., *A transfer learning-based digital twin for detecting localised torsional friction in deviated wells*. *Mechanical Systems and Signal Processing*, 2022. **173**: p. 109000.
- [222] Bunce, A., Brennan, D.S., Ferguson, A., O'Higgins, C., Taylor, S., Cross, E.J., Worden, K., Brownjohn, J., and Hester, D., *On population-based structural health monitoring for bridges: comparing similarity metrics and dynamic responses between sets of bridges*. *Mechanical Systems and Signal Processing*, 2024. **216**: p. 111501.
- [223] Gardner, P., Bull, L., Gosliga, J., Poole, J., Dervilis, N., and Worden, K., *A population-based SHM methodology for heterogeneous structures: transferring damage localisation knowledge between different aircraft wings*. *Mechanical Systems and Signal Processing*, 2022. **172**: p. 108918.
- [224] Bhowmick, S., and Nagarajaiah, S., *Physics-guided identification of Euler–Bernoulli beam PDE model from full-field displacement response with Simultaneous basis function approximation and parameter estimation (SNAPF)*. *Engineering Structures*, 2023. **289**: p. 116231.
- [225] Dhulipala, S.L.N., Che, Y., and Shields, M. D., *Physics-informed machine learning of dynamical systems for efficient Bayesian inference*. arXiv preprint arXiv:2209.09349, 2022.
- [226] Nguyen, D.A., Nguyen, K.A., Nguyen, C.H., and Than, K., *Boosting prior knowledge in streaming variational bayes*. *Neurocomputing*, 2021. **424**: p. 143-159.