

Advances in Quantum Energy Teleportation: A Novel 3-Qubit Protocol for Higher Energy Efficiency

Md Shoyib Hassan[†], Syed Emad Uddin Shubha[†], and M.R.C Mahdy^{†*}

[†]Department of Electrical & Computer Engineering
North South University, Dhaka, Bangladesh

*Corresponding author: mahdy.chowdhury@northsouth.edu

Abstract—Quantum Energy Teleportation (QET) is a novel method that leverages quantum entanglement to transfer energy between two distant locations without any physical movement of the energy. The first realization of QET on superconducting hardware, utilizing a 2-qubit system, demonstrated an average energy retrieval efficiency of 35.4% (observing only interaction energy V) by the receiver, Bob. In this paper, we present a new approach using a 3-qubit system to enhance the energy efficiency of QET. We have incorporated a novel 3-qubit ground state Hamiltonian H to achieve this, which conforms to the constraints of Zero mean energy and anti-commutative properties of the operations on the observable of the senders and receiver. Our experimental results show a significant improvement in terms of energy retrieval. Though the Multiple-Input Single-Output (MISO) model demonstrates a similar result achieving an average efficiency of 32.5% (observing only interaction energy V), the Single-Input Multiple-Output (SIMO) model shows a significantly higher result than that of the 2-qubit system considering practical usage, which is 67.5%. This advancement not only marks a step forward in practical quantum energy applications but also provides a new framework for future research in quantum energy teleportation. Given that numerous technologies have already adopted the QET protocol, researchers can now integrate this enhanced protocol into existing systems for improved functionality.

Index Terms—QET, Quantum Entanglement, MISO, SIMO, Energy Efficiency, Projective Measurement, Squeezed state.

I. QUANTUM ENERGY TELEPORTATION (QET)

Alongside the fact that information about quantum state teleportation to distant locations is widely recognized [1]–[4], it is also as widely understood that quantum state energy can be transmitted similarly, paving the potential for future usage. Quantum information transmitted through quantum teleportation is intangible, whereas energy is clearly defined as a physical measure. Transmitting physical quantities to distant locations was a somewhat uncharted domain of technology before Quantum Energy Teleportation (QET) was first suggested by Hotta approximately 17 years ago. Since then, it has been the subject of theoretical investigation in spin chains [5]–[7], a quantum Hall system [8], an ion trap system [9], and other diverse systems [10]–[12] that are still at a theoretical level. Surprisingly, the experimental validation of QET has been infrequent before [13], despite its achievability using a straightforward quantum system. The initial empirical validation of Quantum Energy Teleportation (QET) using real

cloud-based quantum computers has been conducted in [14] in a very prominent manner, with the necessary quantum circuits to do this. The author successfully implemented Quantum Energy Teleportation (QET) on the IBM quantum environment that leverages superconducting quantum computers by employing quantum error mitigation techniques [15]–[17]. But the problem lay in the efficiency in terms of energy gain. The author’s experimental results tell us, that we can extract a petty amount of the total energy teleported by the sender.

Though this paper is not the first one to explore energy teleportation protocol employing a 3-qubit system, several works have been done on the 3-qubit information teleportation. In [18] author investigates the impact of noise on quantum teleportation using GHZ and non-standard W states, showing that the W state maintains higher fidelity over time. The study highlights that weak and reverse measurements do not significantly enhance teleportation efficiency in noisy conditions. Subsequently, in [19] the authors introduce eight GHZ-like states that enable both standard and controlled teleportation with perfect fidelity using a “magic bases” framework. The work allows for flexible qubit distribution among parties, offering a highly efficient and adaptable teleportation protocol. Finally, in [20] author demonstrates that a specific three-qubit state can be teleported using a simplified four-qubit entangled state, reducing the complexity of the protocol. By introducing one ancillary qubit and CNOT operations, the authors present a more practical and feasible teleportation scheme for multi-qubit systems.

The purpose of this paper is to ameliorate the efficiency of the energy retrieved from this protocol by extending the number of qubits used. The quantum hardware utilized in our study is IBM’s quantum computer, `ibm_brisbane`, which is accessible to everyone worldwide at no cost. By utilizing the quantum circuits presented in this research, individuals will have the capability to replicate the outcomes and quantum energy teleportation (QETs) efficiently. Given that the features of quantum computers are openly accessible nowadays, it will be feasible for everyone to use the extended QET protocol. The techniques we have introduced enhancing the minimal QET model [14] can be utilized on any system that use QET for energy transfer.

The following explanation clarifies why QET serves as a universal method for quantum energy transfer, similar to how

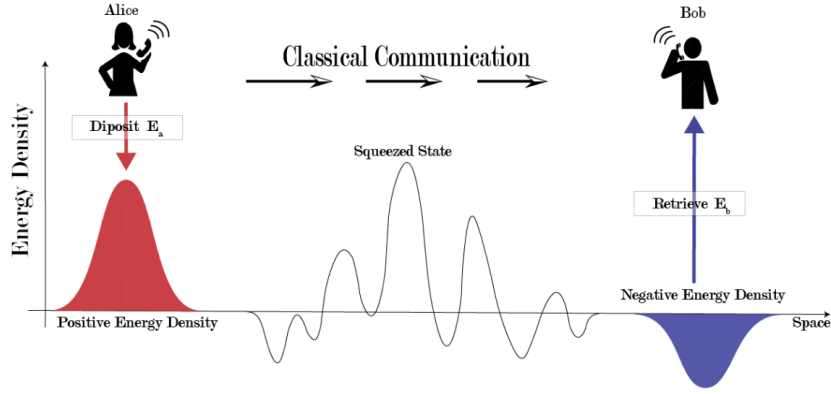
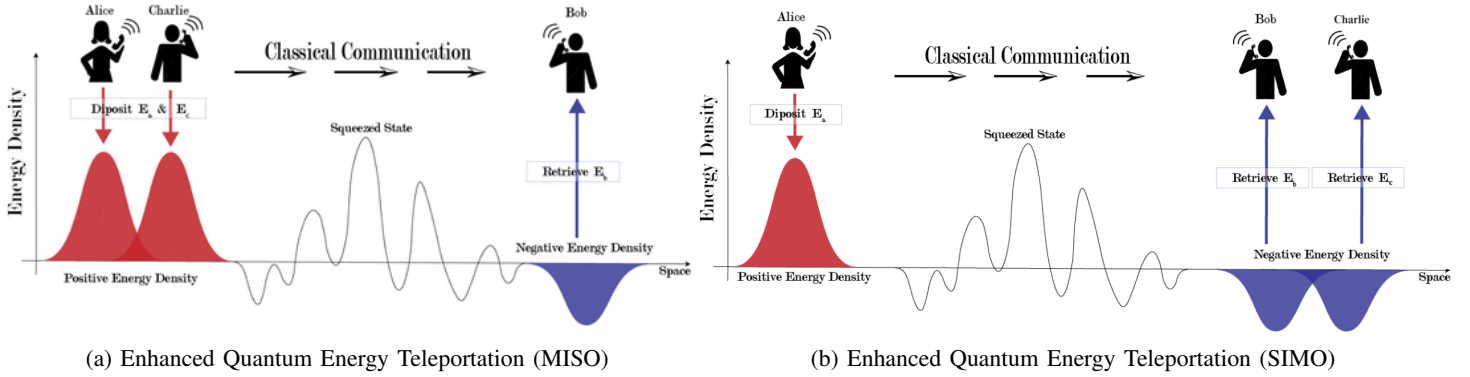


Fig. 1: Quantum Energy Teleportation (Minimal)



(a) Enhanced Quantum Energy Teleportation (MISO)

(b) Enhanced Quantum Energy Teleportation (SIMO)

Fig. 2: Comparison of Quantum Energy Teleportation Protocols

quantum teleportation serves the role of a universal method for energy and quantum information transfer. Excited states are indigenous to the observations of the ground state of a quantum many-body system, which subsequently raises the expected energy level. It should be noted that the experimental devices provide the additional energy. The ground state of a quantum many-body system possesses the significant characteristic of entanglement, which results in quantum fluctuations in the overall energy of the ground state. To clarify, the energy fluctuations of the local systems are entangled due to quantum effects. Measuring subsystem A at the local level, results in the destruction of the entanglement of the ground state. Similarly, this statement is true for any other subsystems C entangled to the whole system. The measurement instrument transfers energy E_A , E_C into the entire system. The injected energy E_A and E_C remains localized within subsystems A and C throughout the initial phases of time evolution. However, activities solely focused on subsystem A or C are unable to withdraw E_A or E_C from the system. This is because information regarding E_A & E_C are distributed over remote places in addition to A & C, as a result of the pre-existing entanglement. Put simply, the energy injected locally, denoted as E_A and E_C , can be partially retrieved from any point except A and C [21]. The QET protocols enable this capability. Thus yet, no specific assumptions have been made regarding the system. The key characteristic of QET is its complete realization through the inherent properties of the quantum many-body system ground state and the universally

observed phenomenon called measurement and we witnessed that incorporating extra entangle qubits increases the inherent interaction energies which in turn enables us to make the protocol more efficient.

The QET model described in [14] is a simple implementation that employs real quantum networks and quantum computers in a quantum circuit. However, the limitation resides in the efficiency of the teleportation process, as BoB is only able to recover approximately 35% of the energy that Alice initially produced by observing only $\langle V \rangle$. This research utilized an expanded iteration of the aforementioned method, employing quantum circuits consisting of three qubits for above mentioned Quantum Energy Teleportation (QET), as illustrated in Figure 1. Quantum computers already possess sufficient capability to execute a circuit depth more than 6.

A. Defining The Essentials Of QET

To begin, we will provide a comprehensive overview of the QET protocol [21]. To find quantum circuit implementations for specific situations, refer to [13], [14], [23], [24] and Fig. 2. where local Hamiltonian as $H = \sum_{n=0}^N H_n$, is defined and here H_n represents the local Hamiltonian that interacts with surrounding qubits. It must satisfy the following constraints

$$\langle g|H|g\rangle = \langle g|H_n|g\rangle = 0, \quad \forall n \in \{1, \dots, N\}, \quad (1)$$

Here $|g\rangle$ is said to be the ground state of the total Hamiltonian H . But in case of local H_n it might always not be

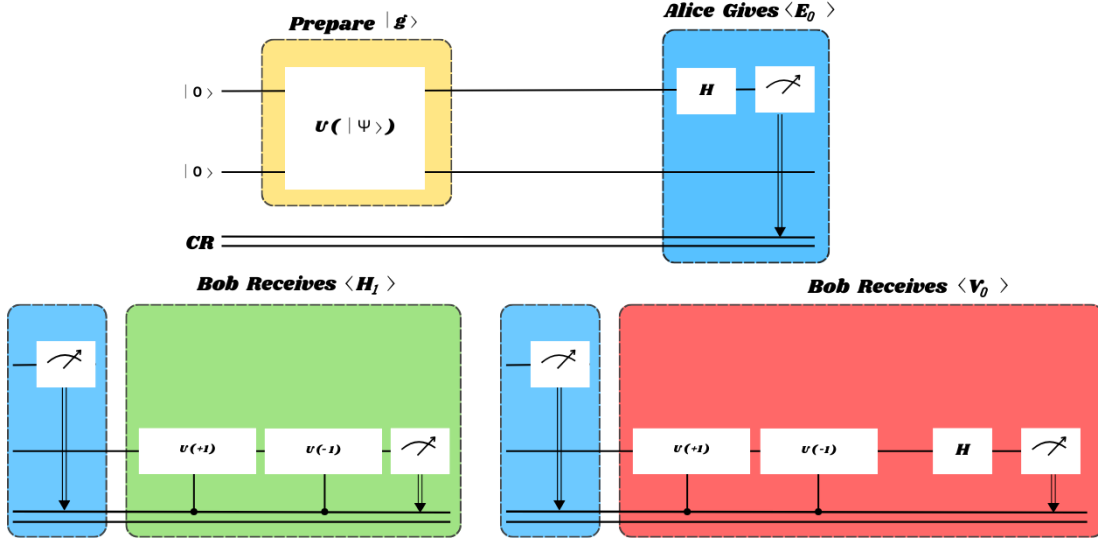


Fig. 3: Implementation of Minimal QET Model

the case. It is crucial to acknowledge that $|g\rangle$ is a state of entanglement in a generic context. To uphold the requirement (1), it is possible to consistently sum or deduct constant values, As the ground state, it is evident that any non-trivial (local) operations to $|g\rangle$ such as measurement, results in increase of the energy expectation value.

Below, we provide a description of the QET protocol. Alice plays the role of energy supplier while Bob remains as a receiver. Alice does a projective measurement on her Pauli operator σ_A , using operator $P_A(\mu) = \frac{1}{2}(1 + \mu\sigma_A)$. The results she obtains is either $\mu = -1$ or $\mu = +1$. E_A that is the injected energy is localized around subsystem A , but Alice is unable to withdraw it from the system merely through her operations at A . Nevertheless, by employing LOCC, Bob has the ability to extract a certain amount of energy from his local system.

Alice transmits her measurement result μ to Bob by classical communication. Upon receiving the result, Bob applies conditional operation $U_b(\mu)$ to his state and performs a measurement on his local Hamiltonian H_B . His operation can be defined as

$$U_b(\mu) = \cos\theta I - i\mu \sin\theta \sigma_B, \quad (2)$$

where θ obeys

$$\cos(2\theta) = \frac{\xi}{\sqrt{\xi^2 + \bar{\delta}^2}}, \quad \sin(2\theta) = -\frac{\eta}{\sqrt{\xi^2 + \bar{\delta}^2}} \quad (3)$$

where

$$\xi = \langle g | \sigma_B H \sigma_B | g \rangle, \quad \eta = \langle g | \sigma_A \dot{\sigma}_B | g \rangle, \quad (4)$$

Here $\dot{\sigma}_B = i[H_b, \sigma_B] = [H, \sigma_B]$ must be maintained by the local hamiltonian. The average quantum state ρ_{QET} , additionally a mixed state, can be gained after applying Bob's operator $U_b(\mu)$ to $\frac{1}{\sqrt{p(\mu)}} P_A(\mu) |g\rangle$, where $p(\mu)$ is depicted as a normalization factor.

We get the density matrix ρ_{QET} after Bob applies the operator $U_b(\mu)$ to $P_A(\mu) |g\rangle$ is

$$\rho_{\text{QET}} = \sum_{\mu \in \{\pm 1\}} U_b(\mu) P_A(\mu) |g\rangle \langle g| P_A(\mu) U_b^\dagger(\mu). \quad (5)$$

Bob's expected energy at his local system can be measured as

$$\langle E_b \rangle = \text{Tr}[\rho_{\text{QET}} H_B] = \frac{1}{2} \left[\xi - \sqrt{\xi^2 + \bar{\delta}^2} \right], \quad (6)$$

which is evaluated negative if $\eta \neq 0$ and no energy dissipation, the positive energy of $-\langle E_b \rangle$ is teleported to Bobs device by the law of energy conservation.

B. Minimal QET Model

For the full description of minimal model refer to [14] Let's assume k, h be positive numbers. The minimal model is defined as

$$H_{\text{tot}} = H_0 + H_1 + V, \quad (7)$$

$$H_n = hZ_n + \frac{h^2}{\sqrt{h^2 + k^2}}, \quad (n = 0, 1) \quad (8)$$

$$V = 2kX_0X_1 + \frac{2k^2}{\sqrt{h^2 + k^2}}. \quad (9)$$

The ground state of H_{tot} can be defined as

$$|g\rangle = \frac{1}{\sqrt{2}} \sqrt{1 - \frac{h}{\sqrt{h^2 + k^2}}} |00\rangle - \frac{1}{\sqrt{2}} \sqrt{1 + \frac{h}{\sqrt{h^2 + k^2}}} |11\rangle, \quad (10)$$

One can add the constant terms to the Hamiltonians so that the ground state $|g\rangle$ of H_{tot} evaluates as zero mean energy for all local and global Hamiltonians:

$$\langle g | H_{\text{tot}} | g \rangle = \langle g | H_0 | g \rangle = \langle g | H_1 | g \rangle = \langle g | V | g \rangle = 0. \quad (11)$$

As we discussed earlier, $|g\rangle$ is cannot be a ground state nor an eigenstate of $H_n, V, H_n + V$ ($n = 0, 1$). The primary objective seems be obtaining negative ground state energy of local and semi-local Hamiltonians from QET protocol.

The QET protocol is outlined below. Alice initially performs a measurement on her Pauli operator X_0 by $P_0(\mu) = \frac{1}{2}(1 + \mu X_0)$ resulting in $\mu = -1$ or $+1$. t Alice's expectation energy is denoted as,

$$E_0 = -\frac{h^2}{\sqrt{h^2 + k^2}}. \quad (12)$$

She communicates her measurement result μ to Bob using a classical channel, who conducts an operation $U_1(\mu)$ to his qubit and measures H_1 and V . Bobs given by the following:

$$U_1(\mu) = \cos \phi I - i\mu \sin \phi Y_1 = R_Y(2\phi) \quad (13)$$

where $0 \leq \phi \leq \pi/2$ obeys

$$\sin(2\phi) = \frac{hk}{\sqrt{(h^2 + 2k^2)^2 + h^2k^2}}. \quad (14)$$

The density matrix ρ_{QET} is evaluated after Bob operates

$U_1(\mu)$ to $P_0(\mu)|g\rangle$ as

$$\rho_{\text{QET}} = \sum_{\mu \in \{-1,1\}} U_1(\mu)P_0(\mu)|g\rangle\langle g|P_0(\mu)U_1^\dagger(\mu). \quad (15)$$

By using ρ_{QET} , the expected local energy at Bob's subsystem is calculated as $\langle E_1 \rangle = \text{Tr}[\rho_{\text{QET}}(H_1 + V)]$, which comes out negative in general. By the law of energy conservation, $E_b = -\langle E_1 \rangle (> 0)$ is extracted from the system by the device that operates $U_1(\mu)$ [26].

II. QUANTUM CIRCUIT IMPLEMENTATION OF EXTENDED QET MODEL

We can leverage the utilities of 3-qubit qet model by 2 distinctive models, MISO or SIMO model. Lets discuss them respectively.

3-qubit QET - (MISO)

A. Defining 3 qubit hamiltonian

We define a novel 3-qubit hamiltonian H_{tot} , where h & k are positive integers as like minimal qubit model.

$$H_{\text{tot}} = H_0 + H_1 + H_2 + V_{0,1} + V_{1,2} + V_{0,2}, \quad (16)$$

$$H_n = hZ_n + \frac{5h^2 + 2hk + 5k^2 + 4(h-k)\sqrt{h^2 + hk + k^2} + 2k^2 - x}{3(2\sqrt{h^2 + hk + k^2} + h - k)}, \quad (n = 0, 1, 2) \quad (17)$$

$$V_{i,j} = kX_iX_j + \frac{x}{3(2\sqrt{h^2 + hk + k^2} + h - k)}. \quad (18)$$

where x is the solution of

$$-a + (-a + L)(M_1)^2 + (a + L)(M_2)^2 + (a + L)(M_3)^2 + L = 0 \quad (19)$$

Here (20)

$$K = \sqrt{h^2 + hk + k^2}, \quad (21)$$

$$L = \frac{5h^2 + 2hk + 4hK + 5k^2 - 4cK - x}{3(h - k) + 6K}, \quad (22)$$

$$M_1 = \frac{8h^3k - 4h^2k^2 + 8h^2kK + 5hk^3 - 8ak^2K - 6k^4 + 6k^3K}{32h^4 + 32h^3K + 18h^2k^2 - 16h^2kK - 11hk^3 + 14ak^2K + 6k^4 - 6k^3K}, \quad (23)$$

$$M_2 = \frac{32h^5k - 16h^4k^2 + 32h^4kK + 30h^3k^3 - 32h^3k^2K - 26h^2k^4 + 34h^2k^3K + 19hk^5 - 25hk^4K - 12k^6 + 12k^5K}{128h^6 + 128h^5K + 112h^4k^2 - 64h^4kK - 68h^3k^3 + 96h^3k^2K + 54h^2k^4 - 68h^2k^3K - 31hk^5 + 37hk^4K + 12k^6 - 12k^5K}, \quad (24)$$

$$M_3 = \frac{128h^6k - 64h^5k^2 + 128h^5kK + 144h^4k^3 - 128h^4k^2K - 128h^3k^4 + 160h^3k^3K + 106h^2k^5 - 136h^2k^4K - 69hk^6 + 87hk^5K + 36k^7 - 36k^6K}{512h^7 + 512h^6K + 544h^5k^2 - 256h^5kK - 320h^4k^3 + 480h^4k^2K + 306h^3k^4 - 368h^3k^3K - 202h^2k^5 + 250h^2k^4K + 105hk^6 - 123hk^5K - 36k^7 + 36k^6K}, \quad (25)$$

The ground state of H_{tot} is

$$|g\rangle = C|\psi\rangle,$$

where C is defined as -

$$\text{diag}(0 \quad -M_3 \quad -M_2 \quad 0 \quad -M_1 \quad 0 \quad 0 \quad 1)$$

and $|\psi\rangle$ is defined as

$$|\psi\rangle = |000\rangle + |001\rangle + |010\rangle + |011\rangle + |100\rangle + |101\rangle + |110\rangle + |111\rangle$$

B. Deposit Energy (Alice)

Alice uses the below projective measurement operator

$$P_0(\mu_0) = \frac{1}{2}(1 + \mu_0 X_0). \quad (26)$$

C

Measurement of Alice's X operator is conducted, by which we can witness a state $|+\rangle$ or $|-\rangle$. Bob's energy is certainly not affected by this operation since $[X_0, V_{0,2}] = [X_0, H_0] = 0$. Using $[P_0(\mu_0), V_{0,1}] = 0$ and $\langle +|Z|+\rangle = \langle -|Z|-\rangle = 0$, Alice's mean energy to deposit can be calculated as,

$$\langle E_0 \rangle = \sum_{\mu \in \{-1,1\}} \langle g|P_0(\mu_0)H_{\text{tot}}P_0(\mu_0)|g\rangle \quad (27)$$

Step 2: Deposit Energy (Charlie)

Now, Charlie uses the following projective measurement operator

$$P_1(\mu_1) = \frac{1}{2}(1 + \mu_1 X_1). \quad (28)$$

Charlie's X operator is measured, by which he obtains a state $|+\rangle$ or $|-\rangle$. His operation also does not affect Bob's energy since $[X_1, V_{0,2}] = [X_1, H_2] = 0$. Using $[P_0(\mu), V_{0,2}] = 0$ and $\langle +|Z|+\rangle = \langle -|Z|-\rangle = 0$, we find that Charlie's mean energy to deposit is

$$\langle E_1 \rangle = \sum_{\mu \in \{-1,1\}} \langle g|P_0(\mu_0)P_1(\mu_1)|H_{\text{tot}}|P_1(\mu_1)P_0(\mu_0)|g\rangle \quad (29)$$

Step 3: Receive Energy (Bob)

As soon as Alice observes $\mu_0 \in \{-1, 1\}$ and Charlie observes $\mu_1 \in \{-1, 1\}$, They communicate their result to Bob who operates $U_b(\mu_0, \mu_1)$ to his qubit and measures his energy. They have to tell the result in a time t , that must be shorter than the coupling time scale $t \ll 1/k$. Our experiment has approximately, $t = O(10)ns$ and $k = O(100)ns$. Here $U_b(\mu_0), U_b(\mu_1)$ is obtained as

$$U_b(\mu_0) = U_b(\mu_1) = \cos \phi I - i\mu \sin \phi Y_1 = R_Y(2\phi) \quad (30)$$

Here, the expressions for η and ξ are given by:

$$\begin{aligned} \xi = & 0.5cM_1 + 0.5cM_2 - 0.5cM_3 - 0.5c + 1.0K + 0.5M_1(cM_2 - cM_3 + c - M_1(c - 2K)) \\ & + 0.5M_2(cM_1 - cM_3 + c - M_2(c - 2K)) - 0.5M_3(cM_1 + cM_2 + c - M_3(4a - c + 2K)) \end{aligned} \quad (31)$$

$$\eta = aM_2 + cM_3 - c + M_1(-aM_3 + cM_1 + cM_2) + M_2(a + cM_1 + cM_2) - M_3(aM_1 + cM_3 - c) \quad (32)$$

ϕ is given by:

$$\cos(2\phi) = \frac{\xi}{\sqrt{\xi^2 + \eta^2}}, \sin(2\phi) = \frac{\eta}{\sqrt{\xi^2 + \eta^2}} \quad (33)$$

The value of ξ and η for 3 - qubit qet can be generalized as

$$\xi = \langle g|\sigma_B H \sigma_B|g\rangle, \quad \eta = \eta_A = \eta_C = \langle g|\sigma_A \dot{\sigma}_B|g\rangle = \langle g|\sigma_C \dot{\sigma}_B|g\rangle, \quad (34)$$

Here σ_B is the pauli operation of BOB, therefore $\dot{\sigma}_B$ is given by, $\dot{\sigma}_B = i[H_b, \sigma_B] = [H, \sigma_B]$

The average quantum state obtained after Bob operates $U_b(\mu)$ to $P_0(\mu)|g\rangle$ is

$$\rho_{\text{QET}} = \sum_{\mu \in \{-1,1\}} U_b(\mu_1)U_b(\mu_0)P_1(\mu_1)P_0(\mu_0)|g\rangle \langle g|P_0(\mu_0)P_1(\mu_1)U_b^\dagger(\mu_0)U_b^\dagger(\mu_1) \quad (35)$$

Then the average energy measured by Bob is

$$\langle E_2 \rangle = \text{Tr}[\rho_{\text{QET}}(H_2 + V_{0,2} + V_{1,2})] = \text{Tr}[\rho_{\text{QET}}H_{\text{tot}}] - (\langle E_0 \rangle + \langle E_1 \rangle), \quad (36)$$

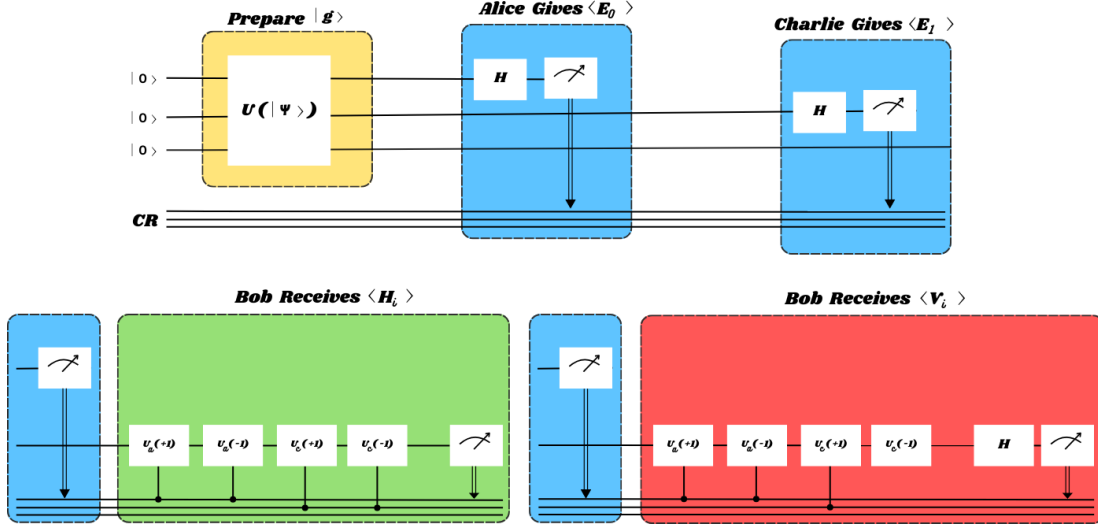


Fig. 4: Implementation of Extended QET Model (MISO)

Equation $[U_b(\mu_1)U_b(\mu_0), H_2] = 0$ is being employed here. It can be also said to be true that the mapping of $\sum_{\mu \in \{-1,1\}} P_1(\mu_1)P_0(\mu_0)|g\rangle\langle g|P_0(\mu_0)P_1(\mu_1) \rightarrow \rho_{\text{QET}}$ is not a unitary transformation. Thus, in (51), eq. (36) can be negative.

Here is a little bit explanation of MISO model. Similar to minimal QET model V and H_2 do not commute, measurement of those has to be done separately. That means, Bob measures $V_{0,2}, V_{1,2}$ and H_2 independently and obtains evaluated $\langle V_{0,2} \rangle, \langle V_{1,2} \rangle$ and $\langle H_2 \rangle$ statistically. We witness, $\langle V_{0,2} \rangle, \langle V_{1,2} \rangle$ to be always negative and $\langle H_2 \rangle$ is always positive. Therefore it is sufficient for Bob to measure only $\langle V_{0,2} \rangle, \langle V_{1,2} \rangle$ to receive energy with the MISO model of our extended QET protocol.

C

We can consider

$$\begin{aligned} \langle V_{0,2}(\mu_0, \mu_1) \rangle &= \langle g|P_0(\mu_0)P_1(\mu_1)U_b^\dagger(\mu_0)U_b^\dagger(\mu_1)V_{0,2}U_b(\mu_1)U_b(\mu_0)P_1(\mu_1)P_0(\mu_0)|g\rangle \\ \langle V_{1,2}(\mu_0, \mu_1) \rangle &= \langle g|P_0(\mu_0)P_1(\mu_1)U_b^\dagger(\mu_0)U_b^\dagger(\mu_1)V_{1,2}U_b(\mu_1)U_b(\mu_0)P_1(\mu_1)P_0(\mu_0)|g\rangle \end{aligned}$$

Figure 1 shows the quantum circuit to measure $\langle V_{0,1}(\mu_0, \mu_1) \rangle$ and $\langle V_{0,2}(\mu_0, \mu_1) \rangle$, which is presented on the right panel of Fig. 1 (B). It is important to note that, although V is not a local operator, since Bob's measurement is dependent on Alice's data as well as Charlie's, we obtain $\rho_{\text{QET}}(\mu_0, \mu_1)$ by Bob's local measurement only. Similarly, H_2 can be measured as well, as shown in the left panel of Fig. 3 (A), with a Z-basis gate. The average energy expectation value generated by our circuit is:

$$\langle E_b \rangle = \sum_{\mu \in \{-1,1\}} \langle g|P_0(\mu_0)P_1(\mu_1)U_b^\dagger(\mu_0)U_b^\dagger(\mu_1)(H_2 + V_{0,2} + V_{1,2})U_b(\mu_1)U_b(\mu_0)P_1(\mu_1)P_0(\mu_0)|g\rangle \quad (37)$$

ϕ is tested with different real values and we have noticed a negative $\langle E_2 \rangle$ value as expected. Bob receives energy $\langle E_b \rangle = -\langle E_2 \rangle$ on average.

3-qubit QET - (SIMO)

Procedures prior to step 2 are same as MISO model.

Step 2: Receive Energy (Charlie & Bob)

As soon as Alice observes $\mu \in \{-1, 1\}$, she communicates her result to Bob & Charlie who operates $U_b(\mu)$ & $U_c(\mu)$ to his qubit and measures his energy. Here $U_b(\mu)$ & $U_c(\mu)$ is obtained as

$$U_b(\mu) = U_c(\mu) = \cos \phi I - i\mu \sin \phi Y_1 = R_Y(2\phi) \quad (38)$$

Here, the expressions for η , ξ and ϕ can be found in eq. (32), (31) and (33). The value of ξ and η for 3-qubit qet can be generalized as

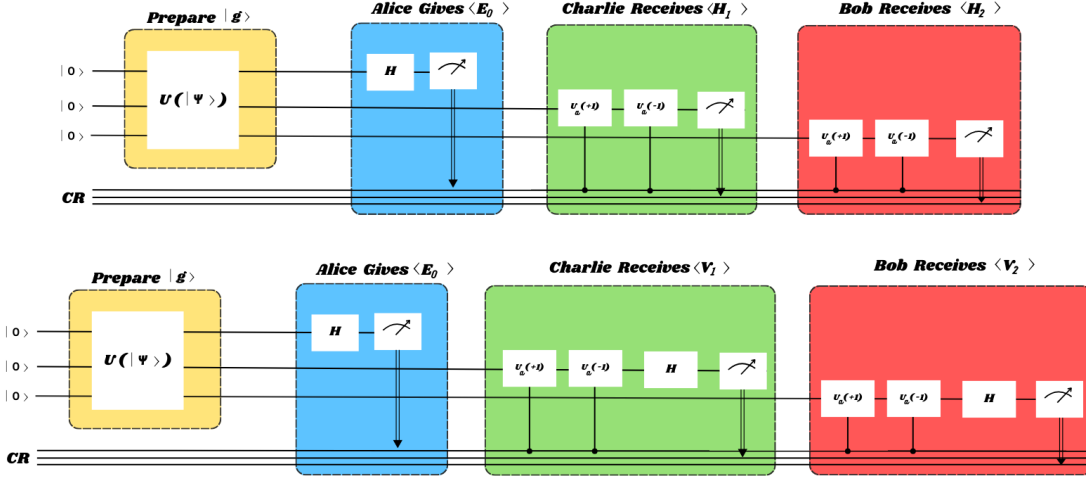


Fig. 5: Implementation of Extended QET Model (SIMO)

$$\xi = \langle g | \sigma_B H \sigma_B | g \rangle, \quad \eta = \eta_A = \eta_C = \langle g | \sigma_A \dot{\sigma}_B | g \rangle = \langle g | \sigma_C \dot{\sigma}_B | g \rangle, \quad (39)$$

Here σ_B is the pauli operation of BOB, therefore $\dot{\sigma}_B$ is given by, $\dot{\sigma}_B = i[H_b, \sigma_B] = [H, \sigma_B] = i[H_C, \sigma_C] = [H, \sigma_C]$
The average quantum state obtained after Charlie operates $U_c(\mu)$ to $P_0(\mu)|g\rangle$ is

$$\rho_{\text{QET}} = \sum_{\mu \in \{-1,1\}} U_c(\mu) P_0(\mu) |g\rangle \langle g| P_0(\mu) U_c^\dagger(\mu) \quad (40)$$

The average quantum state obtained after Bob operates $U_b(\mu)$ to $U_c(\mu)P_0(\mu)|g\rangle$ is

$$\rho_{\text{QET}} = \sum_{\mu \in \{-1,1\}} U_b(\mu) P_0(\mu) |g\rangle \langle g| P_0(\mu) U_b^\dagger(\mu) \quad (41)$$

Then the average energy measured by Bob is

$$\langle E_2 \rangle = \text{Tr}[\rho_{\text{QET}}(H_1 + V_{0,1} + H_2 + V_{0,2})] = \text{Tr}[\rho_{\text{QET}} H_{\text{tot}}] - \langle E_0 \rangle, \quad (42)$$

As we can see, Equation $[U_b(\mu), H_2] = 0$ & $[U_c(\mu), H_1] = 0$ is being employed here. It can be also said to be true that the mapping of $\sum_{\mu \in \{-1,1\}} P_0(\mu_0) |g\rangle \langle g| P_0(\mu_0) \rightarrow \rho_{\text{QET}}$ is not a unitary transformation. Thus, in contrast to eq. (49), eq. (42) can be negative.

Here is a little bit explanation of SIMO model. AS we have witnessed in minimal QET model V_i and H_i do not commute, so measurement of those has to be done separately. Similarly, here Bob measures $V_{0,2}$ and H_2 independently as well as charlie measures $V_{0,1}$ and H_1 and obtains corresponding evaluated $\langle V_i \rangle$, and $\langle H_i \rangle$ statistically. We witness, $\langle V_i \rangle$, to be always negative and $\langle H_i \rangle$ is always positive. Therefore it is sufficient for Bob & Charlie to measure only $\langle V_i \rangle$, to receive energy with our SIMO model of extended QET protocol.

We can consider

$$\begin{aligned} \langle V_{0,1}(\mu) \rangle &= \langle g | P_0(\mu) U_c^\dagger(\mu) V_{0,1} U_c(\mu) P_0(\mu) |g\rangle. \\ \langle V_{0,2}(\mu) \rangle &= \langle g | P_0(\mu) U_b^\dagger(\mu) V_{0,2} U_b(\mu) P_0(\mu) |g\rangle. \end{aligned}$$

Figure 1 shows the quantum circuit to measure $\langle V_{0,1}(\mu_0, \mu_1) \rangle$ and $\langle V_{0,2}(\mu_0, \mu_1) \rangle$, which is presented on the right panel of Fig. 1 (B). It is important to note that, although V is not a local operator, since Bob's measurement is dependent on Alice's data as well as Charlie's, we obtain $\rho_{\text{QET}}(\mu_0, \mu_1)$ by Bob's local measurement only. Similarly, H_2 can be measured as well, as shown in the left panel of Fig. 3 (A), with a Z-basis gate. The average energy expectation value generated by our circuit is:

$$\langle E_2 \rangle = \sum_{\mu \in \{-1,1\}} \langle g | P_0(\mu) U_b^\dagger(\mu) (H_1 + H_2 + V_{0,1} + V_{0,2}) U_b(\mu) P_0(\mu) |g\rangle. \quad (43)$$

ϕ is tested with different real values and we have noticed negative $\langle E_2 \rangle$ value as expected. Bob and Charlie receives total energy $\langle E_b \rangle + \langle E_c \rangle = -\langle E_2 \rangle$ on average.

III. EXTENDED QET ON IBM QUANTUM ENVIRONMENT

we explain the process of executing conditional operations on real quantum hardware, specifically focusing on operations that are not inherently supported by most quantum computers and devices. In the QET protocol, Bob's operation must be chosen based on the outcomes of Alice's measurements, as seen in Figure. 3 (B) is a notation used to indicate the second item or option in a list or sequence.

QET can be applied seamlessly in settings that do not support conditional statements by utilizing the deferred measurement technique. By deferring Alice's measurement to the conclusion of the circuit, we can achieve identical outcomes. The conditional operations can be constructed using a controlled U gate $\Lambda(U) = |0\rangle\langle 0| \otimes I + |1\rangle\langle 1| \otimes U$. One would find the equivalence between the following two circuits enclosed by the orange dashed frame in Fig. 2.

Utilization of the circuit enclosed by the orange dashed frame are in Figure.3. In case of extended model we have conducted quantum computation utilizing 3 distinct IBM quantum hardware devices: *ibm_brisbane*, *ibm_sherbrooke*, *ibmq_kyiv*. The characteristics of each quantum computer can be observed in later Figures. A CNOT gate can be directly applied to two qubits that are coupled at the edge. To do a quantum computation, we can select two qubits that are positioned on the connected edges. The experiment was conducted by measuring the predicted values, which exhibited a high degree of similarity across different devices.

Ultimately, we conducted a simulation utilizing a qasm simulator, which has the capability to accurately replicate operations done on the identical quantum circuits employed for quantum computation. In the following part, we will provide a concise overview of the outcomes achieved using quantum computation. The findings obtained from the simulator were in accordance with the analytical solution, demonstrating a high level of precision. This confirms that the quantum circuit was built appropriately. Additional experimental findings are consolidated in Table IV located in the Appendix. The specific characteristics of the machine and the experimental parameters are outlined later.

In this study we discovered negative energy, denoted $\langle E_b \rangle < 0$ and the value of $\langle V_b \rangle$ is smaller than what we can obtain in case of 2-qubit QET, which can be considered a new record. That is closest to the exact analysis value was $V_b = -0.198$ and ($h = 1, k = 4$ with *ibm_sherbrooke*), which is about 91% accurate. As emphasized in Hotta's original works [5]–[11], [25], it is impossible for any unitary operation to cause $\langle E_b \rangle$ to become negative after Sender observes X_i , where $i = \{0, 1\}$ (eq. (37) & eq. (43)). In order for Receiver to get the accurate $\langle E_b \rangle$, Senders and Receivers must conduct the experiment a vast number of times, and the corresponding value of $\langle V_{0,2} \rangle$, $\langle V_{1,2} \rangle$, $\langle H_2 \rangle$ for MISO and value of $\langle V_{0,1} \rangle$, $\langle V_{0,2} \rangle$, $\langle H_1 \rangle$, $\langle H_2 \rangle$ for SIMO can be obtained only when Alice, Charlie and Bob communicate appropriately in the quantum circuit in Fig. 1 (B). Distributions of states obtained by a quantum computer *ibm_kyiv* are shown in Fig. 4 (B), where distributions of raw results are shown with a simulator *qasm_simulator*. In this study, we compare the distributions of raw findings and error-

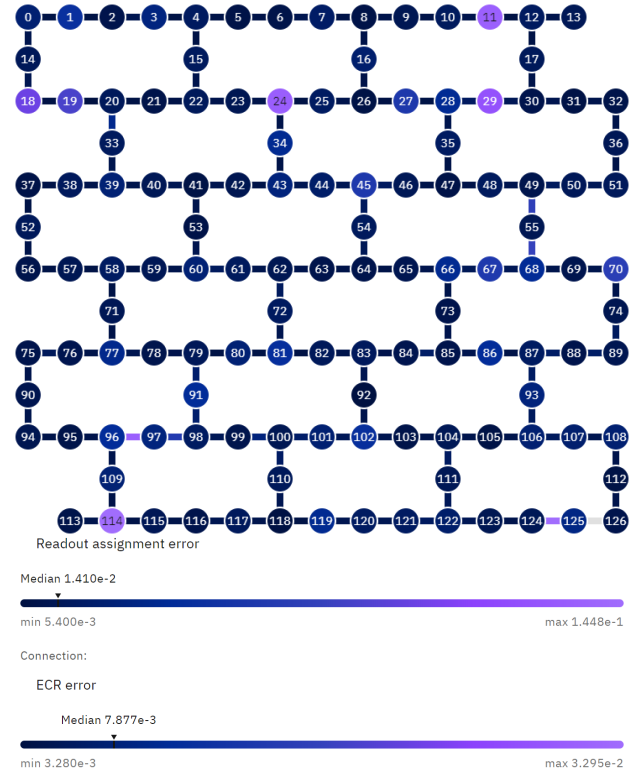


Fig. 6: Qubit Map *ibm_brisbane*

mitigated outcomes from 2-qubit system vs 3-qubit system.

We employed a straightforward level-2 measurement error mitigation technique to assess the impact of measurement mistakes. We compiled a roster of four measurement calibration circuits designed for the complete Hilbert space. Subsequently, we promptly conducted measurements in order to acquire the probability distributions. Subsequently, we utilized the calibration matrix to rectify the obtained measurements. The mean measurement fidelity for each quantum computer is presented later. The histograms of the observed states exhibited consistent patterns across all other quantum computers we utilized. The histograms generated from the measurement of H_2 exhibit a high level of agreement with the simulator results, demonstrating good accuracy. The enhancement of the values resulting from the avoidance of measurement errors is also verified by the outcomes presented in Table I. The observation of visibility is of paramount significance in this investigation. While the raw data obtained from quantum computers showed discrepancies compared to the results from the simulator, error mitigation techniques were able to enhance the data to the extent that negative energy expectation values were observed, bringing the results more in line with simulation outcomes.

It was established earlier in [14] that we have observed for all parameter (k, h) combinations, negative $\langle V \rangle$ and it is true for all type of quantum computers of IBM. Previously which was proved for 2-qubit system in [14], is also true for our 3-qubit system. Bob can extract greater energy if only $V_{0,2}$ and $V_{1,2}$ is observed, since $\langle H_2 \rangle$ is always positive (Fig. 5). For practical purposes using minimal model was enough as said by the author of the correspond paper, in addition, our

Backend		2 Qubit QET	3 Qubit QET - MISO		3 Qubit QET - SIMO	
		$(h, k) = (1, 1.5)$	$(h, k) = (1, 4)$	$(h, k) = (1, 3)$	$(h, k) = (1, 4)$	$(h, k) = (1, 3)$
(E_a)						
Analytical value		1.2481	0.772	0.80	0.772	0.80
qasm_simulator		1.2437 ± 0.0047	0.763 ± 0.0047	$.794 \pm 0.0047$	0.763 ± 0.0047	$.794 \pm 0.0047$
ibm_brisbane	error mitigated	1.2480 ± 0.0047	0.723 ± 0.0056	0.786 ± 0.0027	0.723 ± 0.0056	0.786 ± 0.0027
	unmitigated	1.4066 ± 0.0047	0.692 ± 0.0017	0.755 ± 0.0024	0.692 ± 0.0017	0.755 ± 0.0024
ibm_sherbrooke	error mitigated	1.2318 ± 0.0084	0.753 ± 0.0054	0.763 ± 0.0078	0.753 ± 0.0054	0.763 ± 0.0078
	unmitigated	1.2624 ± 0.0083	0.664 ± 0.0053	0.798 ± 0.0033	0.664 ± 0.0053	0.798 ± 0.0033
ibm_kyiv	error mitigated	1.2072 ± 0.0047	0.723 ± 0.0012	0.785 ± 0.0057	0.723 ± 0.0012	0.785 ± 0.0057
	unmitigated	1.2236 ± 0.0047	0.6822 ± 0.0057	0.726 ± 0.0015	0.6822 ± 0.0057	0.726 ± 0.0015
(E_c)						
Analytical value			0.76	0.80		
qasm_simulator			0.763 ± 0.0001	0.79 ± 0.0047		
ibm_brisbane	error mitigated		0.733 ± 0.0011	0.786 ± 0.0027		
	unmitigated		3.16 ± 0.0061	0.776 ± 0.0017		
ibm_sherbrooke	error mitigated		0.761 ± 0.0051	0.791 ± 0.0027		
	unmitigated		0.743 ± 0.0091	0.763 ± 0.0022		
ibm_kyiv	error mitigated		0.762 ± 0.0001	0.782 ± 0.0047		
	unmitigated		0.722 ± 0.00022	0.753 ± 0.0045		
(V_b)						
Analytical value		-0.490	-0.46	-0.32	-0.18	-0.20
qasm_simulator		-0.4921 ± 0.0038	-0.453 ± 0.0054	-0.316 ± 0.0069	-0.178 ± 0.0079	-0.199 ± 0.0022
ibm_brisbane	error mitigated	-0.456 ± 0.0212	-0.442 ± 0.0034	-0.314 ± 0.0049	-0.166 ± 0.0033	-0.188 ± 0.0073
	unmitigated	-0.2120 ± 0.0040	-0.424 ± 0.0022	-0.306 ± 0.0019	-0.133 ± 0.0029	-0.138 ± 0.0039
ibm_sherbrooke	error mitigated	-0.3924 ± 0.0063	-0.445 ± 0.0065	-0.326 ± 0.0019	-0.175 ± 0.0019	-0.175 ± 0.0049
	unmitigated	-0.3229 ± 0.0045	-0.415 ± 0.0097	-0.286 ± 0.0019	-0.115 ± 0.0066	-0.114 ± 0.0055
ibm_kyiv	error mitigated	-0.4861 ± 0.0038	-0.451 ± 0.0054	-0.326 ± 0.0019	-0.163 ± 0.0019	-0.198 ± 0.0079
	unmitigated	-0.4261 ± 0.0063	-0.406 ± 0.0010	-0.296 ± 0.0019	-0.142 ± 0.0031	-0.138 ± 0.0084
(V_c)						
Analytical value					-0.27	-0.34
qasm_simulator					-0.268 ± 0.0079	-0.334 ± 0.0079
ibm_brisbane	error mitigated				-0.257 ± 0.0079	-0.328 ± 0.0059
	unmitigated				-0.216 ± 0.0011	-0.303 ± 0.0073
ibm_sherbrooke	error mitigated				-0.258 ± 0.0019	-0.343 ± 0.0019
	unmitigated				-0.223 ± 0.0013	-0.258 ± 0.0059
ibm_kyiv	error mitigated				-0.244 ± 0.0015	-0.338 ± 0.0071
	unmitigated				-0.204 ± 0.0089	-0.268 ± 0.0044

TABLE I: Simulation results for different backends and methods compared to analytical values

model performs even better, which in turn takes QET one step forward. Either way, we have to keep in mind that Bob's energy becomes smaller when he observes H_2 .

IV. MEASUREMENTS AND QUANTUM GATES

Here we give a comprehensive explanation of the fundamental concepts related to quantum gates and measurement. We utilize the following one-qubit operators with their corresponding matrix representations

$$X = \begin{pmatrix} 0 & 1 \\ 1 & 0 \end{pmatrix}, \quad Y = \begin{pmatrix} 0 & -i \\ i & 0 \end{pmatrix},$$

$$Z = \begin{pmatrix} 1 & 0 \\ 0 & -1 \end{pmatrix}, \quad H = \frac{1}{\sqrt{2}} \begin{pmatrix} 1 & 1 \\ 1 & -1 \end{pmatrix}.$$

For the computational basis states, we can use $|0\rangle = \begin{pmatrix} 1 \\ 0 \end{pmatrix}$, $|1\rangle = \begin{pmatrix} 0 \\ 1 \end{pmatrix}$, they are eigenstates of Z : $Z|0\rangle = |0\rangle$, $Z|1\rangle = -|1\rangle$. Another basis vectors are also beign used $|\pm\rangle = \frac{1}{\sqrt{2}}(|0\rangle \pm |1\rangle)$. They are eigenstates of X :

$$X|\pm\rangle = \pm|\pm\rangle, \quad X|+\rangle = \frac{1}{\sqrt{2}}(|0\rangle + |1\rangle)$$

It's evident that $|\pm\rangle$ are obtained by applying H to $|0\rangle$ and $|1\rangle$; $H|0\rangle = |+\rangle$, $H|1\rangle = |-\rangle$. For instance, by observing the eigenvalues ± 1 of her local Pauli X operator, Alice finds $\mu = \pm 1$ and same goes for Charlie. The rotation of X, Y, Z can be defined by

$$R_X(\phi) = e^{-i\frac{\phi}{2}X}, R_Y(\phi) = e^{-i\frac{\phi}{2}Y}, R_Z(\phi) = e^{-i\frac{\phi}{2}Z}. \quad (44)$$

Two-qubit gate operations were used previously which is also followed by our method adding one extra qubit. In general, a controlled U operation $\Lambda(U)$ is defined by

$$\Lambda(U) = |00\rangle\langle 00| \otimes I + |11\rangle\langle 11| \otimes U \quad (45)$$

By using similar formula as $CNOT(a|0\rangle + b|1\rangle)|0\rangle = a|00\rangle + b|11\rangle$, we can also prepare the ground state for enhanced QET,

$$\begin{aligned} & [(I \otimes (|0\rangle\langle 0| \otimes I + |1\rangle\langle 1| \otimes X)) \cdot (I \otimes R_y(\theta) \otimes I) \cdot (X \otimes I \otimes I) \\ & \cdot (|0\rangle\langle 0| \otimes I \otimes I + |1\rangle\langle 1| \otimes I \otimes X) \cdot (|0\rangle\langle 0| \otimes I \otimes I + |1\rangle\langle 1| \otimes X \otimes I) \\ & \cdot (R_y(\theta) \otimes I \otimes I) \cdot (X \otimes I \otimes I)] \cdot |000\rangle \\ & = 0|000\rangle + a|001\rangle + b|010\rangle + 0|011\rangle + c|100\rangle + 0|101\rangle + 0|110\rangle + d|111\rangle. \end{aligned} \quad (46)$$

Backend	Qubit	T1 (us)	T2 (us)	Frequency (GHz)	Readout Error
ibm_kyiv	0	240.6	300.7	4.656	6.800e-3
	1	456.53	210.99	4.535	2.800e-3
	2	118.61	87.21	4.68	5.900e-3
	3	253.51	159.27	4.607	5.800e-3
ibm_sherbrooke	0	427.97	107.97	4.636	1.580e-2
	1	310.73	325.86	4.736	1.820e-2
	2	265.62	187.5	4.819	1.820e-2
	3	315.87	171.31	4.747	1.180e-2
ibm_brisbane	10	325.43	292.43	4.832	1.550e-2
	11	354.78	295.86	4.972	1.343e-1
	12	350	158.02	4.934	1.650e-2
	13	307.89	129.35	5.006	1.230e-2

TABLE II: Calibration Data of IBM Quantum Systems (Kyiv, sherbrooke, brisbane)

	ibm_sherbrooke	ibm_kyiv	ibm_brisbane
Qubits	127	127	127
2Q Error (best)	2.35e-3	3.93e-3	3.28e-3
2Q Error (layered)	1.63e-2	1.50e-2	2.77e-2
CLOPS	30K	30K	30K
Median SX error	2.502e-4	2.629e-4	2.331e-4
Median Readout error	1.300e-2	8.600e-3	1.410e-2
Median ECR error	7.697e-3	1.166e-2	7.877e-3
Median T1 (us)	247.83	263.59	225.19
Median T2 (us)	179.86	121.37	151
Iterations	1024	1024	1024

TABLE III: Comparison of IBM Quantum Backends

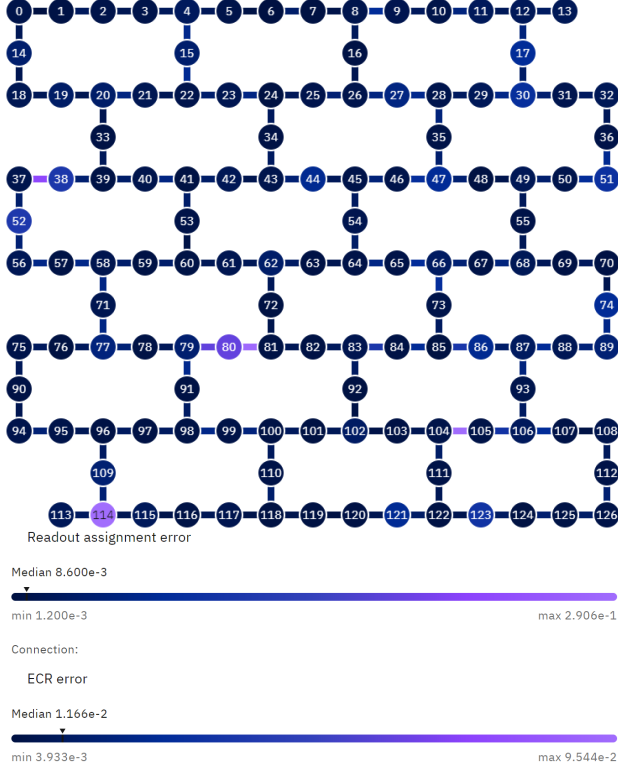


Fig. 7: Qubit Map ibm_kyiv




Fig. 8: Qubit Map ibm_sherbrooke

We get measurement output as bit string $b_0b_1b_2 \in \{000, 001, 010, 011, 100, 101, 110, 111\}$. As we know $-1, 1$ are the eigenvalues of Z , we can write the bit strings as $1 - 2b_i$. Let n_{shots} denotes the number of time the circuit is repeated, and $count_{b_0b_1b_2}$ be how many times we detect b_0, b_1 and b_2 . Therefore $P_{b_0b_1b_2}$ is the probability that a bit

string $b_0b_1b_2$ is obtained. Then the expectation value of Z_i is computed by the formula

$$\langle Z_i \rangle = \sum_{b_0, b_1, b_2} (1 - 2b_i) \frac{count_{b_0b_1b_2}}{n_{shots}}. \quad (47)$$

Measurement of X_iX_j is done by the following circuit

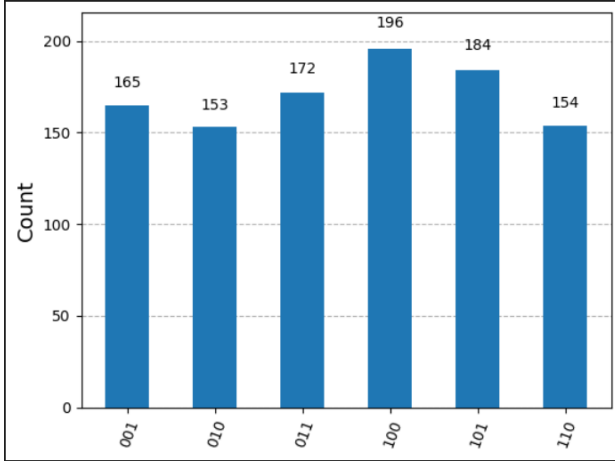
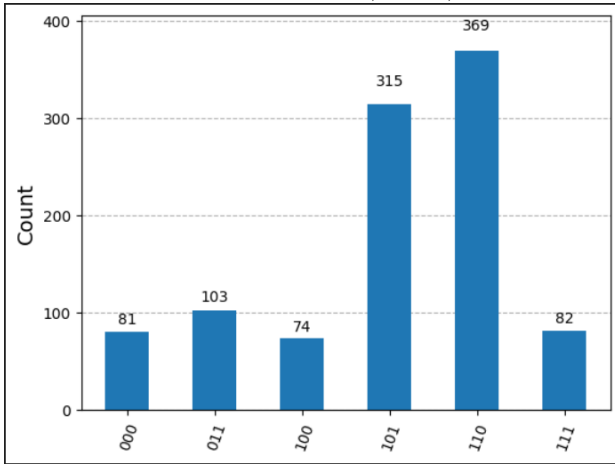
(a) Bob Measures $V_{1,2}$ & $V_{0,2}$ (b) Bob Measures H_2

Fig. 9: Enhanced QET (MISO). (Total Shots: 1024)

We know that, applying H maps $|0\rangle, |1\rangle$ to the eigenvectors of X , $|+\rangle, |-\rangle$. Once again, we get the outputs as a bit string of $b_0b_1b_2 \in \{000, 001, 010, 011, 100, 101, 110, 111\}$. Which we can use to convert into the eigenvalues of X_iX_j by writing them as $(1-2b_i)(1-2b_j)$. Then we get the expectation value of X_iX_j

$$\langle X_iX_j \rangle = \sum_{b_i, b_j} (1-2b_i)(1-2b_j) \frac{\text{count}_{b_0b_1b_2}}{n_{shots}}. \quad (48)$$

V. SOME DETAILS OF THE MODEL

This section is comprised of a comprehensive description of the model utilized in our study. Additional information are available in Hotta's original papers. It is crucial to acknowledge that the lowest energy state of the whole Hamiltonian is not the lowest energy state of local operators.

If we were to discuss enhanced QET for spin chain systems, we have to concentrate on short time scales, in which time evolution of the Hamiltonian of the spin chain is negligible. Further, we can also assume the nonrelativistic limit that LOCC for the spins can be repeated many times even in a

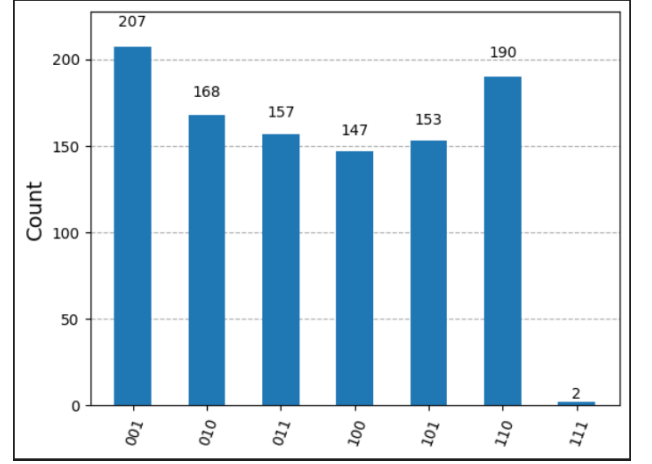
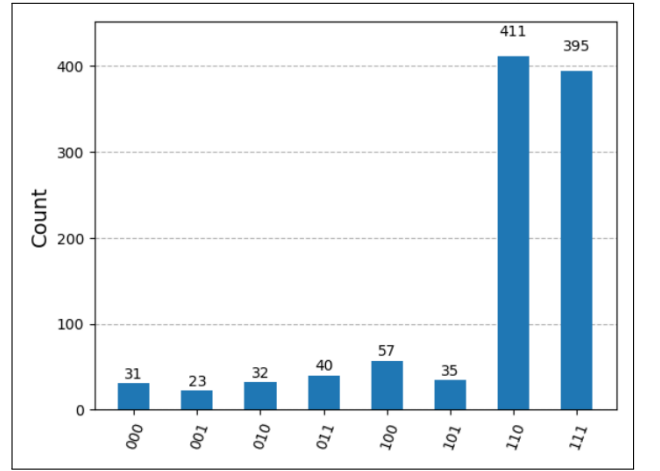
(a) Bob & Charlie Measures $V_{0,2}$ & $V_{0,1}$ (b) Bob & Charlie Measures H_2 & H_1

Fig. 10: Enhanced QET (SIMO). (Total Shots: 1024)

short time interval. According to the diagram, Alice, Charlie and Bob share many near-critical spin chains in the ground state $|g\rangle$, which is entangled and has a large correlation length l . Alice is situated at site n_A , Charlie at site n_C and Bob at site n_B . Alice and Charlie share near distance, however Bob is in a good distance from them:

In case of MISO,

$$\begin{aligned} |n_A - n_B| &\sim O(l) \gg 1. \\ |n_C - n_B| &\sim O(l) \gg 1. \end{aligned}$$

In case of SIMO,

$$\begin{aligned} |n_A - n_B| &\sim O(l) \gg 1. \\ |n_A - n_C| &\sim O(l) \gg 1. \end{aligned}$$

In order to comprehend the non-triviality of the QET protocol, it is crucial to acknowledge that regardless of the specific unitary operation W_1 & W_2 applied to Bob's qubit following Alice's and Charlie's measurement, it is impossible to extract any energy. This can be verified by the equation in case of SIMO model by,

$$\text{Tr}[\rho_W H_{tot}] - (\langle E_0 \rangle + \langle E_1 \rangle) = \langle g | W_2^\dagger W_1^\dagger H_{tot} W_1 W_2 | g \rangle \geq 0 \quad (49)$$

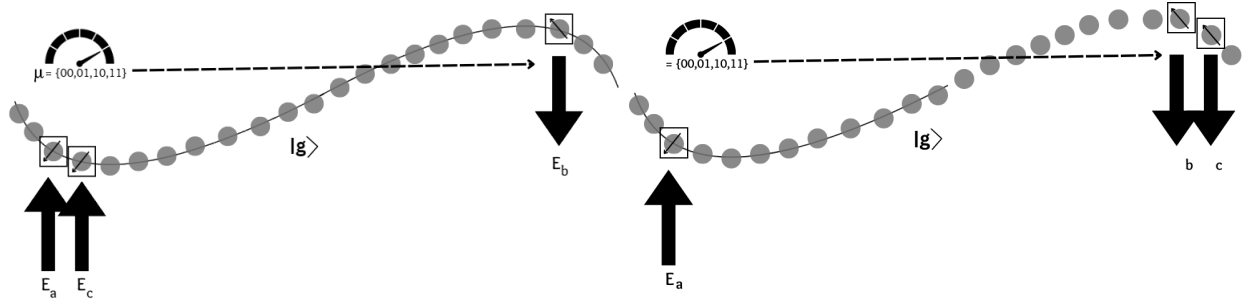


Fig. 11: Spin Chain Diagram Of Enhanced QET Model (MISO & SIMO)

where

$$\rho_W = W_2^\dagger W_1^\dagger \left(\sum_{\lambda=\pm 1} P_1(\mu_1) P_0(\mu_0) |g\rangle \langle g| P_0(\mu_0) P_1(\mu_1) \right) W_1 W_2 \quad (50)$$

In case of MISO, unitary operation W_1 applied to Cahrlie's qubit & W_2 on Bob's qubit following Alice's measurement.

$$\text{Tr}[\rho_W H_{tot}] - \langle E_0 \rangle = \langle g | W_2^\dagger W_1^\dagger H_{tot} W_1 W_2 | g \rangle \geq 0 \quad (51)$$

where

$$\rho_W = W_2^\dagger W_1^\dagger \left(\sum_{\mu=\pm 1} P_0(\mu_0) |g\rangle \langle g| P_0(\mu_0) \right) W_1 W_2 \quad (52)$$

Bob's local system's time evolution, if he does not perform any operations on his own system after Alice's measurement, is depicted as

$$\langle H_i(t) \rangle = \text{Tr}[\rho_M e^{itH} H_i e^{-itH}] \quad (53)$$

$$\langle V(t) \rangle = \text{Tr}[\rho_M e^{itH} V_{i,j} e^{-itH}] = 0, \{i, j\} = [0, 2] \& i < j \quad (54)$$

where $\rho_M = \sum_{\mu=\pm 1} P_1(\mu_1) P_0(\mu_0) |g\rangle \langle g| P_0(\mu_0) P_1(\mu_1)$

The time evolution of the system, results in energy transfer to Bob's local system. However, this transfer is simply the propagation of energy in the usual manner. In Quantum Energy Teleportation (QET), energy is not acquired through the natural progression of time inside the system, but rather immediately through communication. Given that we are examining a non-relativistic quantum many-body system, the rate at which energy travels is significantly slower than the speed of light. Optical communication, a kind of classical communication, may transmit information to distant locations at a significantly faster rate than the temporal progression of physical systems. As, QET is recognized as a rapid energy transmission protocol, our method employ efficiency on top of that.

The change in entropy before and after the measurement is

$$\Delta S_{AB} = S_{AB} - \sum_{\lambda=\pm 1} p_\mu S_{AB}(\mu) \quad (55)$$

where p_μ is the probability distribution of μ and $S_{AB}(\mu)$ is entanglement entropy after the measurements. Evidently, the maximal energy that bob would receive is bounded by the entropy difference.

VI. IMPLICATIONS FOR OUR REAL WORLD

Our findings have significance for the development of novel quantum communication technologies in many timeframes. It is crucial to acknowledge that, similar to quantum teleportation, energy can exclusively be teleported through Local Operations and Classical Communication (LOCC). Implementing the extended QET model we utilized in our demonstration within small facility can be feasibly accomplished in the near future using existing quantum computing and communication capabilities in an efficient manner. A quantum gadget consisting of 3 qubits and a gate depth of 9 can be prepared for immediate experimentation. Anticipated outcomes include advancements in the utilization of quantum memory [27]–[30]. Moreover, the crucial task for future applications was to validate QET in many quantum systems and materials that go beyond the minimum model, which we have addressed in this paper.

New concepts like Quantum Oblivious Transfer (QOT) [31], Quantum Block Chain and Quantum Interactive Proof [37] can be implemented on much user friendly level owing to this newly introduced enhanced QET protocol, that has paved the path for employing 3-qubit systems that has the potentials to outperform existing implementations of aforementioned technologies.

Unlimited distance quantum energy teleportation is also available [30]. The capacity to transmit quantum energy across extensive distances will initiate a groundbreaking transformation in quantum communication technology. Put simply, it is possible to create a future where physical quantities can be sent freely and instantly to distant locations over a large-scale Quantum Internet (Network) that is also scalable for mass end level users. Several quantum networks have been established [33]–[35] including a long-distance quantum network in Long Island, New York [32]. Implementing (QET) on a quantum level network is being anticipated to be feasible by the late 20s of 21st century, would represent a significant achievement in the progression towards establishing QET on a global scale. And through this proposed enhanced protocol we have leaped one step further.

The implementation of an extended long-range Quantum Entanglement Teleportation (QET) will have significant ramifications that exceeds beyond the advancement of information and communication technologies and quantum physics. Information and energy possess physical properties and also have economic implications. The ability to sell physical quantities

directly on the quantum network will result in the emergence of a new economic market [36]. Quantum teleportation is a well-established technique that is now being explored for practical applications. Furthermore, the real implementation of QET will grant us access to a multitude of quantum resources. The Hermite operator's predicted value is commonly referred to as energy, although its usage is not limited to literal energy calculations. Teleported energy can be utilized as a source of energy, as well as for several other purposes. Quantum battery for example, which has been theoretically explored in [37].

The utilization of quantum entanglement to transfer energy, a cheap physical commodity, has increased its worth. In a quantum marketplace with different entangled networks among many people, the receiver can choose between and two sender that are most compatible and most efficient in terms of cost [38]–[42]. This suggests that the concept of quantum information economics, which is currently nonexistent, will gain significance in the future.

VII. CONCLUSION

The ground state of a many-body quantum system is usually entangled which can be subjected to various interesting protocols and applications. Although the measurement of a subsystem destroys the entanglement, some energies are injected into the local system, some of which can be retrieved using local operations and classical communication. The minimal Quantum Energy Teleportation (QET) model exploits this phenomenon for two-qubit systems. This paper extends the minimal QET circuit for a 3-qubit system and utilizes squeezed vacuum states with local vacuum regions between three contemporary protocol users. This overcomes the limitation of the low-energy extraction problem and the simulation obtains a retrieval efficiency of 67.5% in contrast with the 35.4% efficiency obtained in the 2-qubit protocol by observing only interaction energy (V). This result makes the proposed protocol more efficient with applications in quantum energy teleportation and condensed matter physics.

VIII. ACKNOWLEDGEMENT

We thank Mr. Sabir Md Sanullah and Mr. Md Zubair for fruitful communication and initial discussions. We acknowledge the use of IBM quantum computers and Quantum Environment. M.R.C. Mahdy acknowledges the support of NSU internal grant and CTRGC grant 2023-24.

IX. COMPETING INTERESTS

The author declares that there is no competing financial interests.

REFERENCES

- [1] C. H. Bennett, G. Brassard, C. Crépeau, R. Jozsa, A. Peres, and W. K. Wootters, *Phys. Rev. Lett.* **70**, 1895 (1993).
- [2] A. Furusawa, J. L. Sørensen, S. L. Braunstein, C. A. Fuchs, H. J. Kimble, and E. S. Polzik, *science* **282**, 706 (1998).
- [3] S. Pirandola, J. Eisert, C. Weedbrook, A. Furusawa, and S. L. Braunstein, *Nature Photonics* **9**, 641 (2015), arXiv:1505.07831 [quant-ph].
- [4] S. Takeda, T. Mizuta, M. Fuwa, P. Van Loock, and A. Furusawa, *Nature* **500**, 315 (2013).

- [5] M. Hotta, *Physics Letters A* **372**, 5671 (2008).
- [6] M. Hotta, *Journal of the Physical Society of Japan* **78**, 034001 (2009), arXiv:0803.0348 [quant-ph].
- [7] J. Trevison and M. Hotta, *Journal of Physics A Mathematical General* **46**, 175302 (2013), arXiv:1411.7495 [quant-ph].
- [8] G. Yusa, W. Izumida, and M. Hotta, *Phys. Rev. A* **84**, 032336 (2011).
- [9] M. Hotta, *Phys. Rev. A* **80**, 042323 (2009), arXiv:0906.2824 [quant-ph].
- [10] Y. Nambu and M. Hotta, *Phys. Rev. A* **82**, 042329 (2010).
- [11] M. Hotta, *Journal of Physics A: Mathematical and Theoretical* **43**, 105305 (2010).
- [12] N. A. Rodriguez-Briones, H. Katariya, R. Laflamme, and E. Martín-Martínez, arXiv e-prints, arXiv:2203.12669 (2022), arXiv:2203.12669 [quant-ph].
- [13] K. Ikeda, "Long-range quantum energy teleportation and distribution on a hyperbolic quantum network," *arXiv e-prints*, p. arXiv:2301.11884, Jan. 2023.
- [14] K. Ikeda, "Realization of Quantum Energy Teleportation on Superconducting Quantum Hardware," 2023.
- [15] S. Endo, S. C. Benjamin, and Y. Li, *Physical Review X* **8**, 031027 (2018), arXiv:1712.09271 [quant-ph].
- [16] R. Takagi, S. Endo, S. Minagawa, and M. Gu, *npj Quantum Information* **8**, 114 (2022), arXiv:2109.04457 [quant-ph].
- [17] Z. Cai, R. Babbush, S. C. Benjamin, S. Endo, W. J. Huggins, Y. Li, J. R. McClean, and T. E. O'Brien, arXiv e-prints, arXiv:2210.00921 (2022), arXiv:2210.00921 [quant-ph].
- [18] C.-Y. Zhang, Z.-J. Zheng, Z.-B. Fan, and H.-T. Ma, "The efficiency of quantum teleportation with three-qubit entangled state in a noisy environment," *Scientific Reports*, vol. 13, Mar. 2023, doi: 10.1038/s41598-023-30561-8.
- [19] H. Prakash and A. K. Maurya, "Quantum teleportation using entangled 3-qubit states and the 'magic bases'," *Optics Communications*, vol. 284, no. 20, pp. 5024-5030, 2011, doi: <https://doi.org/10.1016/j.optcom.2011.07.002>.
- [20] B. Zhang, X. Liu, J. Wang, and C. Tang, "Quantum Teleportation of a Three-qubit State using a Four-qubit Entangled State," in *Proceedings of the 4th International Conference on Computer, Mechatronics, Control and Electronic Engineering (ICCMCEE)*, Jan. 2015, doi: 10.2991/iccmcee-15.2015.36.
- [21] M. Hotta, *Physics Letters A* **374**, 3416 (2010), arXiv:1002.0200 [quant-ph].
- [22] Ankan, P., Hegde, S., Perin, B., & Bulchandani, V. B. (2023). Operator Growth Approach to Quantum Chaos in Low-Density SYK Chains. arXiv preprint arXiv:2306.08242.
- [23] K. Ikeda, "Investigating global and topological order of states by local measurement and classical communication: Study on SPT phase diagrams by quantum energy teleportation," 2023.
- [24] K. Ikeda, "Criticality of quantum energy teleportation at phase transition points in quantum field theory," *Phys. Rev. D*, vol. 107, p. L071502, Apr. 2023. [Online]. Available: <https://link.aps.org/doi/10.1103/PhysRevD.107.L071502>
- [25] M. Hotta, arXiv e-prints, arXiv:1411.3954 (2011), arXiv:1411.3954 [quant-ph].
- [26] M. Hotta, *Phys. Rev. D* **78**, 045006 (2008).
- [27] S. Donghun, G. Shyam, J. Jayakrishna, and C. A. Mewes, *Science Advances* **2**, e1600911 (2016), <https://www.science.org/doi/pdf/10.1126/sciadv.1600911>.
- [28] H. Kurokawa, M. Yamamoto, Y. Sekiguchi, and H. Kosaka, *Phys. Rev. Appl.* **18**, 064039 (2022).
- [29] H. P. Specht, C. Nölleke, A. Reiserer, M. Uphoff, E. Figueroa, S. Ritter, and G. Rempe, *Nature* **473**, 190 (2011).
- [30] M. Hotta, J. Matsumoto, and G. Yusa, *Phys. Rev. A* **90**, 022311 (2014), arXiv:1306.3955 [quant-ph].
- [31] M. B. Santos, P. Mateus, and A. N. Pinto, *Quantum Oblivious Transfer: A Short Review*, *Entropy* (Basel), vol. 24, no. 7, p. 945, 2022. <https://doi.org/10.3390/e24070945>
- [32] P. Duan, P. Stanwix, O.-P. Saira, M. Flament, S. Sugano-Stoehr, M. Namati, D. Katanbaye, and E. Figueroa, arXiv e-prints, arXiv:2101.12742 (2021), arXiv:2101.12742 [quant-ph].
- [33] E. Knill, *Nature* **453**, 1023 (2008).
- [34] J.-A. Cheng, G. Zhang, Y. Y. Chen, W.-Q. Cai, S.-K. Liao, J. Zhang, K. Chen, J. Yin, J.-G. Ren, D. Chen, et al., *Nature* **589**, 214 (2021).
- [35] M. Pomplun, S. L. N. Hermoza, S. Baier, H. K. C. Beukers, P. C. Humphreys, R. N. Schouten, R. F. L. Vermeulen, M. J. Tiggeleman, L. de Sano Martins, B. Dirkse, R. Reween, and R. Hanson, *Science* **375**, 229 (2021), <https://www.science.org/doi/pdf/10.1126/science.abg1919>.
- [36] K. Ikeda and S. Aoki, *Quantum Information Processing* **21**, 1 (2022).

- [37] K. Ikeda and A. Lowe, *Quantum interactive proofs using quantum energy teleportation*, Quantum Information Processing, vol. 23, no. 6, p. 236, 2024. <https://doi.org/10.1007/s11128-024-04448-0>
- [38] K. Ikeda, Quantum Information Processing **19**, 25 (2020), arXiv:1906.09817 [quant-ph].
- [39] K. Ikeda, Quantum Information Processing (to appear), arXiv preprint arXiv:2207.05435 (2022).
- [40] K. Ikeda and S. Aoki, Quantum Information Processing **20**, 387 (2021), arXiv:2005.05588 [quant-ph].
- [41] K. Ikeda and A. Lowe, arXiv e-prints , arXiv:2211.02073 (2022), arXiv:2211.02073 [quant-ph].
- [42] K. Ikeda, Quantum Information Processing **20**, 313 (2021).