

Polarization Measurements as a Probe of Axion-Photon Coupling: a Study of GRB 221009A

Boris Betancourt Kamenetskaia,^{1,2} Nissim Fraija,³ and Gonzalo Herrera⁴

¹*Technical University of Munich, TUM School of Natural Sciences,
Physics Department, Professorship T30d Elementary Particle Physics,
James-Franck-Str. 1, 85748 Garching, Germany,*

²*Max-Planck-Institut für Physik (Werner-Heisenberg-Institut), Boltzmannstraße 8, 85748 Garching, Germany,**

³*Instituto de Astronomía, Universidad Nacional Autónoma de México,
Circuito Exterior, C.U., A. Postal 70-264, 04510 Cd. de México, México[†]*

⁴*Center for Neutrino Physics, Department of Physics,
Virginia Tech, Blacksburg, VA 24061, USA[‡]*

Axion Like Particles (ALPs) can be produced in Gamma Ray Bursts, altering the polarization of the electromagnetic emission in these events. For the first time, we derive bounds on the axion-photon coupling from polarization measurements of GRB 221009A, performing a full calculation of the Stokes parameters, as it is typically done in the astrophysics community. Within astrophysical uncertainties, our limits on the axion-photon coupling are competitive with complementary probes in the axion mass range 10^{-9} eV $\lesssim m_a \lesssim 10^{-8}$ eV, further allowing to probe motivated parameter space of ALP dark matter.

I. INTRODUCTION

Pseudo Nambu-Goldstone bosons of a global U(1) symmetry, called “axions”, constitute a solution to the strong CP problem [1–4]. Generalized “Axion like particles” (ALPs) with similar features to axions but unable to solve the strong CP problem appear in multiple extensions of the Standard Model, and can account for the dark matter of the Universe under certain conditions [5–7]. Axions can mix with photons in the presence of an electromagnetic field, and axion-photon conversion can occur [8–10]. Astrophysical searches for axions often focus on such conversions, making stars, supernovae, and galaxy clusters natural laboratories for these investigations. For instance, the Sun is a prominent target in axion searches, as axions produced in the solar core via the Primakoff effect [11, 12] might convert into X-ray photons within the magnetic fields surrounding detectors on Earth [13]. Supernovae, particularly SN 1987A, have also been studied for axion emissions, where the cooling rates of neutron stars provide constraints on the axion mass [14, 15]. Additionally, galaxy clusters are prime candidates for axion searches due to their large-scale magnetic fields, where axion-photon conversion could be detected as X-ray excesses or anomalies [16], offering a unique observational window into axion properties.

The starburst galaxy M82 is also of interest in these searches due to its intense star formation and associated magnetic activity. Observations targeting X-ray or gamma-ray emissions from M82 can therefore provide constraints on ALP properties [17]. Similarly, neutron stars, especially magnetars with their extremely strong

magnetic fields (up to 10^{15} G), offer another promising environment for axion searches. Axions produced in the dense core of a neutron star could convert into photons in the star’s magnetosphere, leading to observable X-ray or radio signals [18, 19].

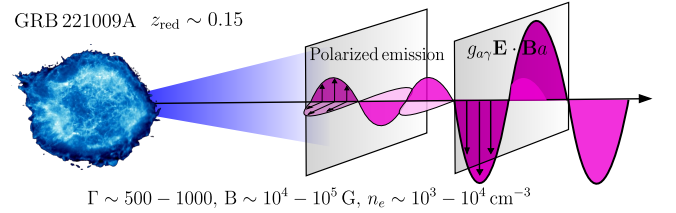


FIG. 1. Schematic about gamma-ray burst polarized electromagnetic emission and its subsequent depolarization due to the axion field a mixing with the electromagnetic field with strength $g_{a\gamma}$. The axion field may also alter the frequency and amplitude of the electromagnetic emission. Representative ranges of the astrophysical parameters from GRB 221009A are shown for reference.

Axion-photon conversions also induce a change in the polarization degree of the electromagnetic emission. This effect has been discussed in various works [20–22], however, the impact of the axion field on the polarization of the emitted light has not been quantified using Stokes parameters, as it is commonly done in the astrophysics community [23]. In order to assess the impact of the axion on the polarization of the emitted radiation and properly compare it with current measurements from sources, a detailed calculation of the Stokes parameters is required.

Gamma-ray bursts (GRBs) are the most radiant explosions in the Universe and are considered to be highly captivating astrophysical events. These represent great potential as sources for multimessenger detection of non-electromagnetic signals, including very high-energy

arXiv:2408.07352v1 [hep-ph] 14 Aug 2024

* boris.betancourt@tum.de

† nifraija@astro.unam.mx

‡ gonzaloherrera@vt.edu

(VHE) neutrinos, cosmic rays, and gravitational waves [for a review, see 24, 25]. Within an interval ranging from milliseconds to a few hours, events of this nature have the capability to discharge an enormous amount of energy, reaching up to 10^{55} erg in the keV-MeV energy range [26, 27]. Typically, this emission is mainly described by the empirical Band function [27] or synchrotron radiation [28, 29], which is expected from shock-accelerated electrons submerged in a magnetic field. Although the origin of magnetic fields remains a subject of debate [e.g., see 30–34], one method to investigate their structure and origin is by analyzing the polarization properties. For the purpose of gathering data associated with GRB sources, a number of authors have employed polarization scenarios [e.g., see 35–41] to discuss the polarization degree found in GRB 090102 [42], GRB 120308A [43], GRB 171205A [44], GRB 190114C [45], GRB 190829A [46], and GRB 191221B [47] among others.

Detecting TeV photons from bursts would offer vital insights into the GRB physics, particularly the potential involvement of hadronic, or leptonic processes [48, 49]. It is thought that the nearest and most intense bursts would release photons with energies above TeV [49, 50], although due to the attenuation with low-energy photons from the extragalactic background light [EBL; 51], these photons can hardly reach the Earth.

The Gamma-Ray Burst Monitor (GBM) instrument on board the *Fermi* satellite detected the extremely bright burst GRB 221009A at 13:16:59 UT on October 9, 2022 [52, 53]. Hundreds of seconds later, a variety of instruments also detected the immediate release of radiation called “prompt episode” [54–58]. It involved, for the first time, the detection of VHE photons above 10 TeV by the Large High Altitude Air Shower Observatory [LHAASO; 59, 60]. GRB 221009A had several bright episodes that are detailed in [53]. In particular, the episodes associated with the intervals between 219 and 278 s, and 517 and 520 s after the trigger time, provided more than 90% of the entire flux. The fluence of this extremely bright burst with $\sim 10^{-1}$ erg cm $^{-2}$ in the 10–1000 keV range, surpassed by more than twice the total amount of gamma-ray fluences from all bursts detected by Fermi-GBM; [for details, see 61]. Based on the absorption characteristic lines of CaII, CaI, and NaID, GRB 221009A was located at a redshift of $z_{\text{red}} = 0.151$, with its corresponding luminosity distance of $D_L \approx 2.2 \times 10^{27}$ cm [62].

This GRB attracted particular attention of the astrophysics and astroparticle physics communities, due to the unexpected detection from this source of energetic photons higher than 10 TeV, which are above the maximum photon energy able to surpass the EBL, and some beyond the Standard Model explanations involving axion-photon conversion were proposed [63–65]. Here we focus solely on the polarization measurement of this GRB performed by the Imaging X-ray Polarimetry Explorer (IXPE) in the soft X-ray energy band, and use this information for the first time to set bounds on the photon-ALP coupling.

For this purpose, we will use the polarization degree of GRB 221009A from one of the two-rings of prompt emission [66], which reads $\Pi_{2-8 \text{ keV}} = 0.172 \pm 0.088$.

The paper is organized as follows: In section II we describe both the standard polarization formalism in the GRB scenario and the changes due to the addition of a photon-ALP coupling. In section III we present the bounds on the photon-ALP coupling and discussion of our results. Finally, in section IV, we provide the relevant conclusions. We use cosmological parameters $\Omega_\Lambda = 1 - \Omega_m = 0.714$, $H = 67.4 \pm 0.5 \text{ kms}^{-1} \text{ Mpc}^{-1}$ [67], we use the notation $Q_x = Q/10^x$ for quantity “Q” in cgs units and the usual notation for physical constants. In the context of our discussion, we use unprimed and primed terms to denote quantities in the observer and comoving frames, respectively.

II. GRB POLARIZATION

A. Standard scenario

The expected polarization degree from a GRB can be obtained from its synchrotron emission. The synchrotron power emitted per unit frequency from a single electron with Lorentz factor γ'_e gyrating in a magnetic field \mathbf{B}' can be separated into a parallel and a perpendicular component as (see the Supplementary Material for further details) [68, 69]

$$\begin{aligned} P'_{\parallel}(\nu', \gamma'_e) &= \frac{e^3 \nu'^2 B' \sin \theta'_p}{\gamma'_e m_e} \int \|A_{\parallel}(\nu', \gamma'_e, \theta'_e)\|^2 d\theta'_e, \\ P'_{\perp}(\nu', \gamma'_e) &= \frac{e^3 \nu'^2 B' \sin \theta'_p}{\gamma'_e m_e} \int \|A_{\perp}(\nu', \gamma'_e, \theta'_e)\|^2 d\theta'_e, \end{aligned} \quad (1)$$

where A_{\perp} and A_{\parallel} are the perpendicular and parallel photon polarization components, respectively. Here, primed symbols denote quantities in the GRB jet comoving frame, m_e is the electron mass, e is the elementary charge and θ'_p is the pitch angle between the electron’s velocity and the magnetic field.

The angle θ'_e is the angle between the line of sight and the plane containing the electron trajectory. The integration is performed from $-\pi$ to π . However, the amplitude squared of the polarization components is negligible outside $|\theta'_e| \sim 1/\gamma'_e$, so the integral may be extended to the region $(-\infty, \infty)$, in which case analytic solutions can be found as

$$\begin{aligned} P'_{\parallel}(\nu', \gamma'_e) &= \frac{\sqrt{3}e^3 B' \sin \theta'_p}{4\pi m_e} [F(x') - G(x')], \\ P'_{\perp}(\nu', \gamma'_e) &= \frac{\sqrt{3}e^3 B' \sin \theta'_p}{4\pi m_e} [F(x') + G(x')], \end{aligned} \quad (2)$$

where $x' = \nu'/\nu'_c$ with the characteristic synchrotron frequency $\nu'_c = 3eB' \sin \theta'_p \gamma_e'^2 / (4\pi m_e)$ and

$$\begin{aligned} F(x) &= x \int_x^\infty K_{\frac{5}{3}}(u) du, \\ G(x) &= x K_{\frac{5}{3}}(x), \end{aligned} \quad (3)$$

are in terms of the modified Bessel functions of the second kind $K_\nu(z)$. The total emitted power per unit frequency $P'(\nu', \gamma'_e) = P'_{\parallel}(\nu', \gamma'_e) + P'_{\perp}(\nu', \gamma'_e)$ is then readily found as the addition of the parallel and perpendicular components.

The synchrotron linear polarization degree for particles of a single energy γ'_e can then be readily calculated as [69]

$$\Pi'_{\text{syn}}(\nu', \gamma'_e) = \frac{P'_{\perp}(\nu', \gamma'_e) - P'_{\parallel}(\nu', \gamma'_e)}{P'_{\perp}(\nu', \gamma'_e) + P'_{\parallel}(\nu', \gamma'_e)}, \quad (4)$$

where we take γ'_e to be the minimum Lorentz factor γ'_m of the electron energy distribution given by

$$\gamma'_m \approx 4.2 \times 10^4 \left(\frac{g(p)}{g(2.5)} \right) \left(\frac{\epsilon_e}{0.1} \right) \left(\frac{\Gamma}{700} \right), \quad (5)$$

with Γ the bulk Lorentz factor, ϵ_e the fraction of the emitted thermal energy that goes into the accelerated electrons, $g(p) = \left(\frac{p-2}{p-1} \right)$ and p the electron energy distribution index.

The synchrotron polarization for a given observed frequency ν can be derived by calculating the Stokes parameters [70–72]

$$\begin{cases} Q_\nu \\ U_\nu \end{cases} = \frac{1 + z_{\text{red}}}{4\pi D_L^2} \int d\phi \int d\cos\theta \delta_D^\epsilon P'(\nu', \gamma'_e) \Pi'_{\text{syn}} \begin{cases} \cos 2\chi \\ \sin 2\chi \end{cases}, \quad (6)$$

and the spectral fluence [71]

$$I_\nu = \frac{1 + z_{\text{red}}}{4\pi D_L^2} \int d\phi \int d\cos\theta \delta_D^\epsilon P'(\nu', \gamma'_e), \quad (7)$$

where χ is the polarization position angle in the observer frame (see refs. [71, 72] for the explicit expression),

$\delta_D = \frac{1}{\Gamma(1-\beta\cos\theta)}$ is the Doppler factor, $\nu' = \frac{1+z_{\text{red}}}{\delta_D}\nu$ is the comoving frequency, z_{red} is the redshift, D_L is the luminosity distance to the source and $\epsilon \in \{2, 3\}$ is an index that represents instantaneous emission ($\epsilon = 3$, relevant for the afterglow) or time-integrated emission ($\epsilon = 2$, relevant for the prompt emission when integrated over a time larger than the duration of a single pulse and the value we use in the following) [70].

We assume a GRB jet with half opening angle θ_j with bulk Lorentz factor Γ and a toroidal magnetic field. In this case, it is convenient to follow [71, 72] and define the variables $y \equiv (\Gamma\theta)^2$, $y_j \equiv (\Gamma\theta_j)^2$ and $q \equiv \frac{\theta_v}{\theta_j}$, where θ_v is the viewing angle. We also consider small angles ($\cos\theta \approx 1 - \frac{1}{2}\theta^2$) and a relativistic jet ($1 - \beta \approx \frac{1}{2\Gamma^2}$). We then have the Stokes parameters and spectral fluence

$$\begin{aligned} \begin{cases} Q_\nu \\ U_\nu \end{cases} &= -\frac{1}{2} \frac{1 + z_{\text{red}}}{4\pi D_L^2} \frac{(2\Gamma)^\epsilon}{\Gamma^2} \int_0^{y_j(1+q)^2} dy (1+y)^{-\epsilon} \\ &\quad \times \int_{-\Delta\phi(y)}^{\Delta\phi(y)} d\phi P'(\nu', \gamma'_e, \phi) \Pi'_{\text{syn}}(\nu', \gamma'_e, \phi) \begin{cases} \cos 2\chi \\ \sin 2\chi \end{cases}, \\ I_\nu &= -\frac{1}{2} \frac{1 + z_{\text{red}}}{4\pi D_L^2} \frac{(2\Gamma)^\epsilon}{\Gamma^2} \int_0^{y_j(1+q)^2} dy (1+y)^{-\epsilon} \\ &\quad \times \int_{-\Delta\phi(y)}^{\Delta\phi(y)} d\phi P'(\nu', \gamma'_e, \phi), \end{aligned} \quad (8)$$

where $\Delta\phi(y)$ is provided in eq. (13) of [71]. The dependence of the emitted power per frequency $P'(\nu', \gamma'_e, \phi)$ on the angle ϕ is due to its dependence on the sine of pitch, which is given by [71, 72]

$$\sin\theta'_p(y, \phi) = \left[\left(\frac{1-y}{1+y} \right)^2 + \frac{4y}{(1+y)^2} \frac{\left(\frac{\sqrt{y/y_j} - \cos\phi}{q} \right)^2}{\left(1 + \frac{y/y_j}{q^2} - 2\frac{\sqrt{y/y_j}}{q} \cos\phi \right)} \right]^{\frac{1}{2}}. \quad (9)$$

Finally, for a given observation band $[\nu_1, \nu_2]$, the observed linear degree of polarization is

$$\Pi_{\nu_1, \nu_2}(\gamma'_e) = \frac{\sqrt{Q^2 + U^2}}{I}, \quad (10)$$

where $S = \int_{\nu_1}^{\nu_2} d\nu S_\nu$ for $S \in \{Q, U, I\}$.

B. Polarization effects due to axion coupling to electromagnetic field in GRB

The polarization components are modified by the addition of an interaction between the photon and the

axion. The photon-ALP interaction lagrangian reads [9]

$$\mathcal{L}_{a\gamma} = -\frac{1}{4} g_{a\gamma} F_{\mu\nu} \tilde{F}^{\mu\nu} a = g_{a\gamma} \mathbf{E} \cdot \mathbf{B}, \quad (11)$$

where $F_{\mu\nu}$ is the electromagnetic field tensor, $\tilde{F}_{\mu\nu} = \frac{1}{2}\epsilon_{\mu\nu\rho\sigma} F^{\rho\sigma}$ is its dual, \mathbf{E} and \mathbf{B} are the electric and magnetic fields, respectively. The ALP field with a mass m_a is denoted by a and $g_{a\gamma}$ is the photon-ALP coupling.

The two photon polarization components are modified by the addition of this interaction as a function of the length of propagation from the GRB, which we assume propagates in the direction z . The evolution equations for a monoenergetic photon/ALP beam with energy ω are given by the system [12, 21, 22]

$$\frac{d}{dz} \begin{pmatrix} A_{\perp, \text{ALP}}(z) \\ A_{\parallel, \text{ALP}}(z) \\ a(z) \end{pmatrix} = i \begin{pmatrix} \Delta_{\perp} \cos^2 \xi + \Delta_{\parallel} \sin^2 \xi & \cos \xi \sin \xi (\Delta_{\parallel} - \Delta_{\perp}) & \Delta_{a\gamma} \sin \xi \\ \cos \xi \sin \xi (\Delta_{\parallel} - \Delta_{\perp}) & \Delta_{\perp} \sin^2 \xi + \Delta_{\parallel} \cos^2 \xi & \Delta_{a\gamma} \cos \xi \\ \Delta_{a\gamma} \sin \xi & \Delta_{a\gamma} \cos \xi & \Delta_a \end{pmatrix} \begin{pmatrix} A_{\perp, \text{ALP}}(z) \\ A_{\parallel, \text{ALP}}(z) \\ a(z) \end{pmatrix}. \quad (12)$$

In this case the polarization components are located on the $x - y$ plane. We assume that the magnetic field \mathbf{B} makes an angle $\xi \in [0, 2\pi]$ with the y axis in a fixed coordinate system.

Following [21], the elements in the system of equations can be expressed as

$$\begin{aligned} \Delta_{\perp} &\equiv 2\Delta_{\text{QED}} + \Delta_{\text{pl}}, \quad \Delta_{\parallel} \equiv \frac{7}{2}\Delta_{\text{QED}} + \Delta_{\text{pl}}, \\ \Delta_{\text{QED}} &\equiv \frac{\alpha\omega'}{45\pi} \left(\frac{B'}{B_{\text{cr}}} \right)^2, \quad \Delta_{\text{pl}} \equiv \frac{\omega_{\text{pl}}^2}{2\omega'}, \\ \Delta_{a\gamma} &\equiv \frac{1}{2}g_{a\gamma}B', \quad \Delta_a \equiv -\frac{m_a^2}{2\omega'}, \end{aligned} \quad (13)$$

where α is the fine structure constant and $B_{\text{cr}} \equiv m_e^2/e$ is defined as the critical magnetic field. In this scenario, the photon beam propagates in a magnetized cold plasma, which gives rise to an effective photon mass set by the plasma frequency $\omega_{\text{pl}} = \sqrt{4\pi\alpha n_e/m_e}$, where n_e is the electron number density.

The initial conditions of the system given by eq. (12) are given by the polarization components of the no-ALP scenario

$$\begin{aligned} A_{\parallel, \text{ALP}}^{z=0} &= A_{\parallel}(\nu', \gamma'_e, \theta'_e) = \frac{\sqrt{3}\gamma'_e{}^2\theta'_e}{2\pi\nu'_c} v' \theta'_\gamma K_{\frac{1}{3}}(\eta'), \\ A_{\perp, \text{ALP}}^{z=0} &= A_{\perp}(\nu', \gamma'_e, \theta'_e) = i \frac{\sqrt{3}\gamma'_e}{2\pi\nu'_c} v' \theta'^2_\gamma K_{\frac{2}{3}}(\eta'), \end{aligned} \quad (14)$$

where $\theta'_\gamma = \sqrt{1 + \gamma'_e{}^2\theta_e'^2}$, $\eta' = \frac{2\pi\nu' a \theta_\gamma'^3}{3\gamma_e'^3}$, $a = \frac{3}{2} \frac{\gamma_e'^3 v'}{2\pi\nu'_c}$ and $v' = \sqrt{1 - \frac{1}{\gamma_e'^2}}$. In the case of the axion field, we have $a^{z=0} = 0$. We solve these equations (with the definitions from eq. 13) up to $z = R$ where $R \simeq 2\Gamma^2(1 + z_{\text{red}})^{-1} c\delta t$ is the shock radius with variability timescale δt . From here, we can obtain the power per unit frequency according to eq. (1) and follow the formalism detailed in section II A to calculate the observed linear degree of polarization with effects from the photon-ALP interaction.

III. BOUNDS ON PHOTON-ALP COUPLING

In this section we detail the procedure we performed to obtain bounds on the photon-ALP coupling via polarization measurements of GRB 221009A.

We use the measurement of the linear polarization degree of GRB 221009A from one ring of prompt emission $\Pi_{2-8 \text{ keV}} = 0.172 \pm 0.088$ obtained with IXPE in the soft X-ray energy band (2 – 8 keV) [66]. The authors were also able to measure the X-ray polarization of the GRB afterglow, however the prompt emission has more

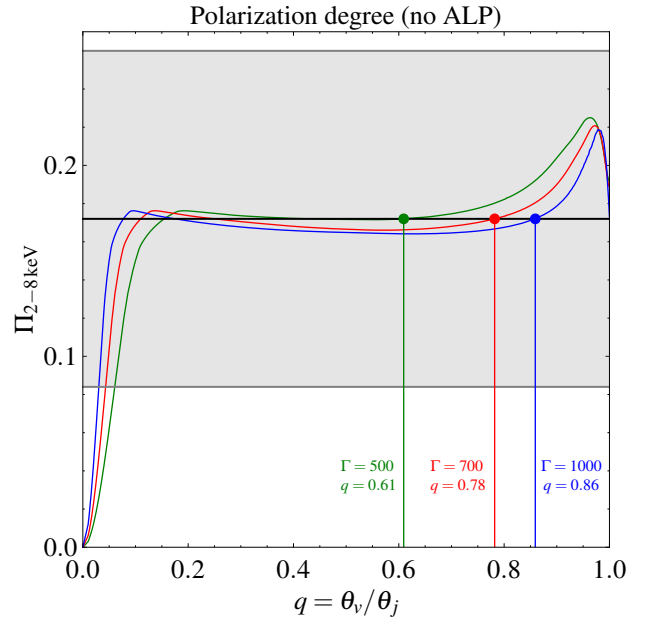


FIG. 2. Linear polarization degree in the 2 – 8 keV band as a function of $q = \theta_v/\theta_j$, where θ_v is the observer’s viewing angle and θ_j is the jet opening angle, for the three benchmark values of the bulk Lorentz factor $\Gamma = 500, 700, 1000$. The horizontal black line and the gray region correspond to the IXPE measurement $\Pi_{2-8 \text{ keV}} = 0.172 \pm 0.088$. The colored dots show the value of q for which the measurement can be explained by the GRB polarization model with no axion.

relevance to us as the magnetic field strength of the afterglow is much weaker compared to the one of the prompt.

We can observe from eqs. (8) and (10) that the linear degree of polarization depends explicitly on the product of the jet opening angle and the bulk Lorentz factor y_j , and the ratio of the viewing angle to the jet opening angle $q = \theta_v/\theta_j$. These parameters are, however, not determined which is why we have allowed some freedom in the choice of the bulk Lorentz factor and have worked with the benchmark values $\Gamma = 500, 700$ and 1000 . These are consistent with the afterglow modeling for the observed GeV, TeV and neutrino emission and the constraints derived on the minimum Lorentz factor [73, 74]. In the case of the jet opening angle, we take the base value of $\theta_j = 1.5^\circ$ that gives a polarization consistent with the IXPE spectropolarimetric measurement [66].

In order to fix θ_v , or alternatively q , we calculate the linear polarization degree with no axion contribution according to eq. (10) as a function of q and pick the value that reproduces the IXPE measurement. This procedure

is exemplified in figure 2 for the three benchmark values of the bulk Lorentz factor. As we can observe, there are two possible solutions for $q \in [0, 1]$, so we choose the one closest to $q = 2/3$, which corresponds to the most likely configuration [75].

TABLE I. Parameter values for the benchmark cases.

	Benchmark 1	Benchmark 2	Benchmark 3
	$z_{\text{red}} = 0.151, \theta_j = 1.5^\circ$		
Γ	500	700	1000
y_j	171.35	335.84	685.39
$q = \theta_v/\theta_j$	0.61	0.78	0.86
B' [G]	1.4×10^5	10^5	7×10^4
n_e [cm^{-3}]	6.0×10^4	1.6×10^4	3.7×10^3
R [cm]	1.23×10^{15}	2.41×10^{15}	4.92×10^{15}
ω_{pl} [eV]	9.08×10^{-9}	4.63×10^{-9}	2.27×10^{-9}

To obtain the aforementioned curves, we must also account for the electron number density surrounding the shock front. We assume that the forward shock propagates in a wind medium with number density $n_e(R) = AR^{-2}$ with $A = 3.02 \times 10^{35} A_\star \text{ cm}^{-1}$, where we set $A_\star = 0.3$ according to the estimate performed by [66]. As mentioned previously, the shock radius is calculated as $R = 2\Gamma^2 c\delta t$, where we take the variability timescale value to be $\delta t = 0.082 \text{ s}$ [76]. Finally, we calculate the magnetic field strength as $B' \sim 10^5 \left(\frac{\Gamma}{700}\right)^{-1}$. We summarize the values of all the parameters for the benchmark cases in Table I.

Once all parameters for each of the benchmark cases have been fixed, we are able to test how the linear degree of polarization is modified by the addition of the ALP. We show this effect in figure 3, where we present the polarization degree measured from GRB 221009A with a horizontal black line and the uncertainty with the corresponding gray region. As explained previously, the expected polarization degree induced by synchrotron emission lies well within the experimental uncertainties and can be explained with the standard, no-ALP model.

In addition, we show how the polarization degree induced by an axion field with masses $m_a = 10^{-9} \text{ eV}$ (red), $m_a = 3 \times 10^{-9} \text{ eV}$ (green), $m_a = 6 \times 10^{-9} \text{ eV}$ (blue) and $m_a = 9 \times 10^{-9} \text{ eV}$ (purple) evolves for different values of the photon-ALP coupling, and GRB parameters according to benchmark 2. We fix the angle $\xi = \pi/2$, which corresponds to maximal parallel polarization. It can be appreciated in the figure that, for an axion mass of $m_a = 6 \times 10^{-9} \text{ eV}$, values of the axion-photon coupling above $g_{a\gamma} \gtrsim 7 \times 10^{-12} \text{ GeV}^{-1}$ would depolarize the electromagnetic emission below the experimental uncertainty.

The oscillations in the polarization degree stem from the oscillating nature of the axion field itself and more precisely from the form of the probability that a polarized photon converts into an ALP after a distance d , which scales as a quadratic sinusoidal function whose amplitude, minima and maxima depend on the value of the

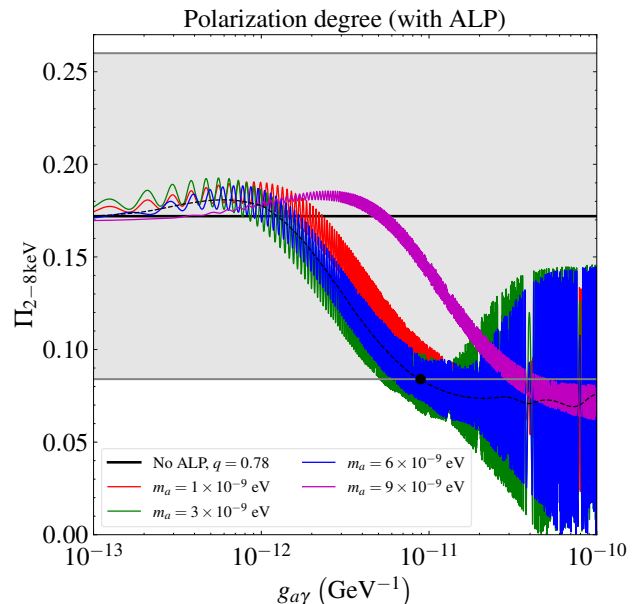


FIG. 3. Polarization degree of GRB 21009A as a function of the ALP-photon coupling strength, for four values of the axion mass and parameters according to benchmark 2. For comparison, we show the measured value of the polarization degree with a horizontal black line and uncertainty represented by the gray region. The dashed black curve corresponds to the application of a one-dimensional Gaussian filter on the blue solution and the black dot represents the point when the dashed curve crosses past the uncertainty. It can be clearly appreciated that at sufficiently large couplings, the electromagnetic emission can be depolarized below current experimental uncertainty.

photon-ALP coupling [21, 22]

$$P_{a\gamma} = \sin^2 \theta \sin^2 \left(\frac{\Delta_{\text{osc}} d}{2} \right), \quad (15)$$

with $\theta = (1/2) \arctan [2\Delta_{a\gamma}/(\Delta_{\parallel} - \Delta_a)]$, the mixing angle and $\Delta_{\text{osc}} \equiv \sqrt{(\Delta_a - \Delta_{\parallel})^2 + 4\Delta_{a\gamma}^2}$, the oscillation wave number. Further analysis of the conversion probability allows one to define the critical energies [21, 77]

$$\begin{aligned} \omega'_L &\equiv \frac{\omega' |\Delta_a - \Delta_{\text{pl}}|}{2\Delta_{a\gamma}} \\ &\approx 2.5 \times 10^{-2} \text{ eV} \left[\left(\frac{m_a}{10^{-9} \text{ eV}} \right)^2 - \left(\frac{\omega_{\text{pl}}}{10^{-9} \text{ eV}} \right)^2 \right] \\ &\quad \times \left(\frac{10^5 \text{ G}}{B'} \right) \left(\frac{10^{-11} \text{ GeV}^{-1}}{g_{a\gamma}} \right), \\ \omega'_H &= \frac{90\pi g_{a\gamma} B_{\text{cr}}^2}{7\alpha B'} \\ &\approx 21 \text{ keV} \left(\frac{10^5 \text{ G}}{B'} \right) \left(\frac{g_{a\gamma}}{10^{-11} \text{ GeV}^{-1}} \right). \end{aligned} \quad (16)$$

In the energy range $\omega'_L < \omega' < \omega'_H$ the photon-ALP

mixing is maximal ($\theta \approx \pi/4$) and the conversion probability becomes energy-independent. This is the so-called *strong-mixing regime*. Outside of this energy range, the conversion probability becomes energy-dependent and very small, so that ω'_L and ω'_H can be understood as the low- and high-energy energy cut-off, respectively.

These two critical energies are fundamental to understand the behaviour of the polarization degree shown in figure 3. First, we recall that this quantity is calculated according to eqs. (8) and (10), as integrals of the Stokes parameters and spectral fluence over the observed energies; in the case of the IXPE observations $\omega_1 = 2$ keV and $\omega_2 = 8$ keV. However, the Stokes parameters depend on P' and Π'_{syn} which themselves are functions of the energy measured in the GRB jet comoving frame, which transforms according to

$$\begin{aligned} \omega'_i &\approx \frac{(1+z_{\text{red}})(1+y)}{2\Gamma} \\ &= 0.49 \text{ keV} \left(\frac{1+z_{\text{red}}}{1+0.151} \right) \left(\frac{1+y}{1+300} \right) \\ &\quad \times \left(\frac{700}{\Gamma} \right) \left(\frac{\omega_i}{2 \text{ keV}} \right). \end{aligned} \quad (17)$$

For a fixed ALP mass, we notice from eq. (16) that ω'_L decreases and ω'_H increases as the coupling $g_{a\gamma}$ becomes larger. This effectively means the strong-mixing regime broadens with the strength of the interaction, in line with the physical expectation. The broader this regime, the broader is the region of $y \equiv \Gamma\theta$ values satisfying $\omega'_L < \omega'_1 < \omega'_2 < \omega'_H$, so the contribution of the ALP effect increases in the Stokes parameters dy integral. This explains why as $g_{a\gamma}$ grows, the oscillations and amplitude in each of the colored curves of figure 3 do as well. Following the same argument, as the coupling drops, the frequency of the oscillations and the amplitude do too and we approach the no-ALP scenario for $g_{a\gamma} \lesssim 10^{-13} \text{ GeV}^{-1}$.

We further notice that if the ALP mass is equal to the plasma frequency ($m_a = \omega_{\text{pl}}$), then by eq. (16) $\omega'_L = 0$ and the strong-mixing regime reaches its maximum width. This corresponds to a resonance; the mass for which the ALP effect on the polarization is maximal. We can also appreciate this in figure 3. We recall that the plasma frequency for the parameters used in this figure is $\omega_{\text{pl}} \sim 4.6 \times 10^{-9} \text{ eV}$. For $m_a < \omega_{\text{pl}}$ we have the blue curve, whose oscillation amplitude and frequency are smaller than those of the green curve, which satisfies $m_a > \omega_{\text{pl}}$ and also has a mass closer to ω_{pl} .

We would also like to draw attention to the purple curve, which has the smallest oscillation amplitude compared to all the others. This is because this solution has the largest ALP mass, which increases the value of ω'_L and decreases the width of the strong-mixing regime. This effectively means that the ALP contribution decreases, as we have discussed previously.

We will now describe the criteria we have used to derive a bound on the ALP-photon coupling for a given ALP

mass. We impose that the polarization degree caused by the ALP shall not exceed the experimental uncertainty of the measurement. However, as we can observe from figure 3, the oscillating nature of the ALP field translates into an oscillating behaviour of the polarization degree. Additionally, for large enough ALP-photon coupling (see $g_{a\gamma} \gtrsim 4 \times 10^{-12} \text{ GeV}^{-1}$) the frequency of this oscillation becomes so high that for two close values of $g_{a\gamma}$ one exceeds the uncertainty and the other does not. In order to overcome this complication, we have averaged the polarization degree for each ALP mass by applying a one-dimensional Gaussian filter on the solution. An example of such a procedure is represented by the dashed black curve in the figure.

In figure 4, we present the result of applying our criteria to derive bounds in the $g_{a\gamma} - m_a$ plane on the ALP-photon coupling for the three benchmark cases we consider. For comparison, we show the combination of bounds from a variety of complementary searches: stellar axion production in the M82 starburst galaxy [17], ALP-photon oscillation effect in the spectra of the blazar Markarian 421 (Mrk 421) [78], conversion of extragalactic gamma-rays into ALPs and subsequent reconversion in the Milky Way's magnetic field with sub-PeV gamma-ray observations [79], axion-photon conversion on the magnetic field of the progenitor star of SN1987A [80], magnetic white dwarf polarization measurements [81], axion production in neutron star magnetospheres [82] and the impact of axion star decays on the reionization of the intergalactic medium during the dark ages, comparing this effect with Planck measurements of the CMB optical depth [83]. We also present, below the dashed line, the region of parameter space that is favored by ALP dark matter and could account for all the DM produced either thermally in the Big Bang or non-thermally by the misalignment mechanism [84].

There are several points to note in this figure. First, for small ALP masses we can see that the limits become constant. This is readily explained by the ω'_L expression in eq. (16). For $m_a \ll \omega_{\text{pl}}$, the dependence on the ALP mass of the critical frequency disappears and it is instead determined by the plasma frequency. This effectively means that the strong-mixing regime is independent of the ALP mass and so is the polarization degree, which translates into constant limits.

On the other hand, we note that the bounds are the strongest for $m_a = \omega_{\text{pl}}$, which are represented by the minima of the curves at $g_{a\gamma} \sim 10^{-14} \text{ GeV}^{-1}$. As mentioned previously, this corresponds to the resonant case when the ALP effect on the polarization is maximal, so this behaviour was to be expected. This also leads to the conclusion that our methodology will provide the best constraints around the region where $m_a \approx \omega_{\text{pl}}$. This means that the determination of the circumburst electron number density of the GRB n_e is incredibly important, as this determines the plasma frequency. While in this work, we have focused on the polarization from the prompt emission, it is possible to apply our formalism

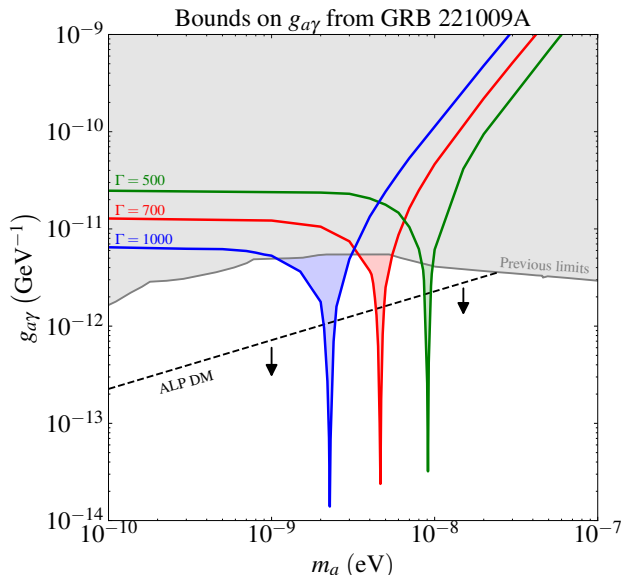


FIG. 4. Bounds on ALP-photon coupling as a function of the ALP mass from GRB 221009A for three benchmark cases. The gray region shows previous bounds from a variety of complementary searches [17, 78–83]. We also plot the region favored by ALP dark matter below the dashed black line.

to afterglow polarization, where n_e might be as small as $\sim 10^{-6} \text{ cm}^{-3}$ [85], which would allow to set limits down to $m_a \sim 10^{-14} \text{ eV}$.

On the other hand, in the case when $m_a \gg \omega$, we see that the limits worsen as m_a increases. The reason goes back once again to ω'_L . For large ALP masses, this lower critical frequency increases, which reduces the strong-mixing region quadratically, effectively making the ALP effect smaller. In fact, the limits shown in figure 4 also worsen quadratically in this region.

Regarding the differences between each benchmark, we notice that the bounds improve as the bulk Lorentz factor increases. We know that the magnetic field B' decreases as Γ increases and according to eq. (16), as both critical frequencies are proportional to B'^{-1} , this would imply a strong-mixing region of the same width, but shifted to higher energies. This is in line with the physical intuition that if the magnetic field becomes weaker, the beam energy must be larger in order to have strong conversion. Furthermore, from the energy transformation eq. (17) and the definition of $y \propto \Gamma^2$, we see that the dependence of the energy measured from the jet comoving frame scales as $\omega'_i \propto \Gamma$, which means this one also is shifted to higher energies. Then, the reason why the bounds improve as the bulk Lorentz factor increases is independent from the strong-mixing regime. Rather, it is simply from the Stokes parameters, where the integration region in dy grows quadratically thanks to the dependence of the upper limit on $y_j \propto \Gamma^2$.

From figure 4 we can observe that our method allows us to probe and set competitive limits close to the resonance region $m_a \approx \omega_{\text{pl}}$, reaching limits of the order

$10^{-14} \text{ GeV}^{-1}$ at resonance. However, we must also notice that the determination of GRB parameters such as the bulk Lorentz factor and the magnetic field strength are crucial for our method. By presenting our results for the three benchmark cases we consider, we highlight that uncertainty on any of the GRB parameters leads to uncertainty on the strength of our bounds and the location of the resonance, so in order to make any conclusions we require accurate information on the GRB.

IV. CONCLUSIONS

In this work we have improved the formalism for the calculation of the linear degree of polarization from GRBs due to photon-ALP interactions, and derived bounds from polarization measurements of GRB 221009A. For the first time, we have calculated the expected polarization induced by axion-photon coupling accounting for the Stokes parameters and spectral fluence, as it is typically done in the astrophysics literature.

We have shown how the polarization degree changes due to the introduction of this novel interaction and discussed its behaviour based on the photon-ALP probability conversion and the strong-mixing regime. Further, we compared our expected polarization degree from synchrotron radiation models including an ALP field with that observed from the IXPE instrument from GRB 221009A, accounting for the uncertainty in the measurement.

Based on IXPE observations of polarization from the prompt emission of GRB 221009A, we have introduced a method that allows us to set limits on the ALP-photon coupling. Our bound is competitive for ALP masses in the range $m_a \in [10^{-9}, 10^{-8}] \text{ eV}$. However, we note that uncertainties in the GRB jet parameters such as the bulk Lorentz factor and magnetic field strength translate into uncertainties in our limits. Our method is well suited for observation of small polarization degree ($\leq 25\%$). In order to obtain the best possible constraints, the measurement should be as precise as possible, i.e., smallest uncertainty. To exemplify this point, we note that, if the IXPE observations, which have an uncertainty of $\sim 50\%$, improved to $\sim 25\%$, we would be able to set limits an order of magnitude stronger.

Considering a population of sources may also allow to enhance the sensitivity. In this work we have restricted ourselves to a single source as a proof of concept; an analysis including a population of sources will be completed in future work. Furthermore, such an analysis may be extended to other astrophysical objects from which polarization measurements have been obtained, such as Active Galactic Nuclei, Supernovae or Neutron Stars. The polarization measurements from these sources correspond to different wavelengths, thus allowing to probe different values of the ALP mass. Future GRB polarization measurements will reduce the uncertainties in the observed polarization degree, and the bounds

will become stronger correspondingly. Given the uncertainties on the emitted electromagnetic spectrum and initial polarization degrees, time-dependent information on the polarization degree may be particularly useful. An afterglow polarization consistent with synchrotron radiation and no axion field, but inconsistent with the prompt emission polarization may be an indication of new physics.

V. ACKNOWLEDGEMENTS

We are indebted to Merlin Reichard for substantial numerical support. This research was performed us-

ing services/resources provided by the LAMOD-UNAM project using the clusters Atocatl and Tochtli. LAMOD is a collaborative effort between DGTIC and the research Institutes of Astronomy, Nuclear Science and chemistry at UNAM. NF is grateful to UNAM-DGAPA-PAPIIT for the funding provided by grant IN119123. The work of GH is supported by the U.S. Department of Energy Office of Science under award number DE-SC0020262.

-
- [1] R. D. Peccei and H. R. Quinn, CP Conservation in the Presence of Instantons, *Phys. Rev. Lett.* **38**, 1440 (1977).
- [2] R. D. Peccei and H. R. Quinn, Constraints Imposed by CP Conservation in the Presence of Instantons, *Phys. Rev. D* **16**, 1791 (1977).
- [3] S. Weinberg, A New Light Boson?, *Phys. Rev. Lett.* **40**, 223 (1978).
- [4] F. Wilczek, Problem of Strong P and T Invariance in the Presence of Instantons, *Phys. Rev. Lett.* **40**, 279 (1978).
- [5] J. Preskill, M. B. Wise, and F. Wilczek, Cosmology of the Invisible Axion, *Phys. Lett. B* **120**, 127 (1983).
- [6] M. S. Turner, Early-universe thermal production of not-so-invisible axions, *Phys. Rev. Lett.* **59**, 2489 (1987).
- [7] P. Sikivie, Axion Cosmology, *Lect. Notes Phys.* **741**, 19 (2008), arXiv:astro-ph/0610440.
- [8] G. G. Raffelt, Axion Constraints From White Dwarf Cooling Times, *Phys. Lett. B* **166**, 402 (1986).
- [9] G. Raffelt and L. Stodolsky, Mixing of the Photon with Low Mass Particles, *Phys. Rev. D* **37**, 1237 (1988).
- [10] A. Mirizzi, G. G. Raffelt, and P. D. Serpico, Signatures of Axion-Like Particles in the Spectra of TeV Gamma-Ray Sources, *Phys. Rev. D* **76**, 023001 (2007), arXiv:0704.3044 [astro-ph].
- [11] H. Primakoff, Photoproduction of neutral mesons in nuclear electric fields and the mean life of the neutral meson, *Phys. Rev.* **81**, 899 (1951).
- [12] G. Raffelt and L. Stodolsky, Mixing of the photon with low-mass particles, *Phys. Rev. D* **37**, 1237 (1988).
- [13] V. Anastassopoulos *et al.* (CAST), New CAST Limit on the Axion-Photon Interaction, *Nature Phys.* **13**, 584 (2017), arXiv:1705.02290 [hep-ex].
- [14] G. Raffelt and D. Seckel, Bounds on Exotic Particle Interactions from SN 1987a, *Phys. Rev. Lett.* **60**, 1793 (1988).
- [15] A. Payez, C. Evoli, T. Fischer, M. Giannotti, A. Mirizzi, and A. Ringwald, Revisiting the SN1987A gamma-ray limit on ultralight axion-like particles, *JCAP* **02**, 006, arXiv:1410.3747 [astro-ph.HE].
- [16] D. Wouters and P. Brun, Constraints on Axion-like Particles from X-Ray Observations of the Hydra Galaxy Cluster, *Astrophys. J.* **772**, 44 (2013), arXiv:1304.0989 [astro-ph.HE].
- [17] O. Ning and B. R. Safdi, Leading Axion-Photon Sensitivity with NuSTAR Observations of M82 and M87, arXiv e-prints, arXiv:2404.14476 (2024), arXiv:2404.14476 [hep-ph].
- [18] M. S. Pshirkov and S. B. Popov, Conversion of Dark matter axions to photons in magnetospheres of neutron stars, *J. Exp. Theor. Phys.* **108**, 384 (2009), arXiv:0711.1264 [astro-ph].
- [19] M. Buschmann, R. T. Co, C. Dessert, and B. R. Safdi, Axion Emission Can Explain a New Hard X-Ray Excess from Nearby Isolated Neutron Stars, *Phys. Rev. Lett.* **126**, 021102 (2021), arXiv:1910.04164 [hep-ph].
- [20] A. Rubbia and A. S. Sakharov, Constraining axion by polarized prompt emission from gamma ray bursts, *Astropart. Phys.* **29**, 20 (2008), arXiv:0708.2646 [hep-ph].
- [21] N. Bassan, A. Mirizzi, and M. Roncadelli, Axion-like particle effects on the polarization of cosmic high-energy gamma sources, *JCAP* **05**, 010, arXiv:1001.5267 [astro-ph.HE].
- [22] O. Mena, S. Razzaque, and F. Villaescusa-Navarro, Signatures of photon and axion-like particle mixing in the gamma-ray burst jet, *Journal of Cosmology and Astroparticle Physics* **2011** (02), 030.
- [23] D. Yonetoku *et al.*, Magnetic Structures in Gamma-Ray Burst Jets Probed by Gamma-Ray Polarization, *Astrophys. J. Lett.* **758**, L1 (2012), arXiv:1208.5287 [astro-ph.HE].
- [24] P. Kumar and B. Zhang, The physics of gamma-ray bursts & relativistic jets, *Phys. Rept.* **561**, 1 (2014), arXiv:1410.0679 [astro-ph.HE].
- [25] T. Piran, Gamma-ray bursts and the fireball model, *Phys. Rept.* **314**, 575 (1999), arXiv:astro-ph/9810256.
- [26] C. Kouveliotou, C. A. Meegan, G. J. Fishman, N. P. Bhat, M. S. Briggs, T. M. Koshut, W. S. Paciesas, and G. N. Pendleton, Identification of two classes of gamma-ray bursts, *Astrophys. J.* **413**, L101 (1993).
- [27] D. Band, J. Matteson, L. Ford, B. Schaefer, D. Palmer, B. Teegarden, T. Cline, M. Briggs, W. Paciesas, G. Pendleton, G. Fishman, C. Kouveliotou, C. Meegan, R. Wilson, and P. Lestrade, BATSE observations of gamma-ray burst spectra. I - Spectral diversity, *Astrophys. J.* **413**, 281 (1993).
- [28] F. Daigne and R. Mochkovitch, Gamma-ray bursts from internal shocks in a relativistic wind: temporal and spectral properties, *Mon. Not. Roy. Astron. Soc.* **296**, 275 (1998), arXiv:astro-ph/9801245.

- [29] F. Daigne, Z. Bosnjak, and G. Dubus, Reconciling observed GRB prompt spectra with synchrotron radiation?, *Astron. Astrophys.* **526**, A110 (2011), arXiv:1009.2636 [astro-ph.HE].
- [30] E. S. Weibel, Spontaneously growing transverse waves in a plasma due to an anisotropic velocity distribution, *Phys. Rev. Lett.* **2**, 83 (1959).
- [31] R. A. Laing, A model for the magnetic-field structure in extended radio sources., *Mon. Not. Roy. Astron. Soc.* **193**, 439 (1980).
- [32] M. Lyutikov and R. Blandford, Gamma Ray Bursts as Electromagnetic Outflows, arXiv e-prints, astro-ph/0312347 (2003), arXiv:astro-ph/0312347 [astro-ph].
- [33] B. Zhang and H. Yan, The Internal-collision-induced Magnetic Reconnection and Turbulence (ICMART) Model of Gamma-ray Bursts, *Astrophys. J.* **726**, 90 (2011), arXiv:1011.1197 [astro-ph.HE].
- [34] L. Sironi and A. Spitkovsky, Particle Acceleration in Relativistic Magnetized Collisionless Electron-Ion Shocks, *Astrophys. J.* **726**, 75 (2011), arXiv:1009.0024 [astro-ph.HE].
- [35] J. Granot and A. Konigl, Linear polarization in grb afterglows: the case for an ordered magnetic field, *Astrophys. J. Lett.* **594**, L83 (2003), arXiv:astro-ph/0304286.
- [36] E. Nakar, T. Piran, and E. Waxman, Implications of the gamma-ray polarization of GRB 021206, *JCAP* **10**, 005, arXiv:astro-ph/0307290.
- [37] E. M. Rossi, D. Lazzati, J. D. Salmonson, and G. Ghisellini, The Polarisation of afterglow emission reveals GRB jet structure, *Mon. Not. Roy. Astron. Soc.* **354**, 86 (2004), arXiv:astro-ph/0401124.
- [38] R. Gill, J. Granot, and P. Kumar, Linear polarization in gamma-ray burst prompt emission, *Mon. Not. Roy. Astron. Soc.* **491**, 3343 (2020), arXiv:1811.11555 [astro-ph.HE].
- [39] E. Stringer and D. Lazzati, Polarization Constraints on the Geometry of the Magnetic Field in the External Shock of Gamma-Ray Bursts, *Astrophys. J.* **892**, 131 (2020), arXiv:2002.04614 [astro-ph.HE].
- [40] O. Teboul and N. J. Shaviv, Impact of the ISM magnetic field on GRB afterglow polarization, *Mon. Not. Roy. Astron. Soc.* **507**, 5340 (2021), arXiv:2008.10624 [astro-ph.HE].
- [41] M. Shrestha, I. A. Steele, S. Kobayashi, R. J. Smith, C. Guidorzi, N. Jordana-Mitjans, H. Jermak, D. Arnold, C. G. Mundell, and A. Gomboc, Polarimetry and photometry of gamma-ray bursts afterglows with RINGO3, *Mon. Not. Roy. Astron. Soc.* **516**, 1584 (2022), arXiv:2208.01729 [astro-ph.HE].
- [42] I. A. Steele, C. G. Mundell, R. J. Smith, S. Kobayashi, and C. Guidorzi, Ten per cent polarized optical emission from GRB090102, *Nature (London)* **462**, 767 (2009), arXiv:1010.1255 [astro-ph.HE].
- [43] C. G. Mundell, D. Kopač, D. M. Arnold, I. A. Steele, A. Gomboc, S. Kobayashi, R. M. Harrison, R. J. Smith, C. Guidorzi, F. J. Virgili, A. Melandri, and J. Japelj, Highly polarized light from stable ordered magnetic fields in GRB 120308A, *Nature (London)* **504**, 119 (2013).
- [44] Y. Urata, K. Toma, K. Huang, K. Asada, H. Nagai, S. Takahashi, G. Petitpas, M. Tashiro, and K. Yamaoka, First Detection of Radio Linear Polarization in a Gamma Ray Burst Afterglow, *Astrophys. J. Lett.* **884**, L58 (2019), arXiv:1904.08111 [astro-ph.HE].
- [45] T. Laskar *et al.*, ALMA Detection of a Linearly Polarized Reverse Shock in GRB 190114C, *Astrophys. J. Lett.* **878**, L26 (2019), arXiv:1904.07261 [astro-ph.HE].
- [46] S. Dichiara *et al.*, The early afterglow of GRB 190829A, *Mon. Not. Roy. Astron. Soc.* **512**, 2337 (2022), arXiv:2111.14861 [astro-ph.HE].
- [47] D. A. H. Buckley *et al.*, Spectropolarimetry and photometry of the early afterglow of the gamma-ray burst GRB 191221B, *Mon. Not. Roy. Astron. Soc.* **506**, 4621 (2021), arXiv:2009.14081 [astro-ph.HE].
- [48] N. Fraija, S. Dichiara, A. C. C. d. E. S. Pedreira, A. Galvan-Gamez, R. L. Becerra, A. Montalvo, J. Montero, B. Betancourt Kamenetskaia, and B. B. Zhang, Modeling the Observations of GRB 180720B: from Radio to Sub-TeV Gamma-Rays, *Astrophys. J.* **885**, 29 (2019), arXiv:1905.13572 [astro-ph.HE].
- [49] N. Fraija, R. Barniol Duran, S. Dichiara, and P. Beniamini, Synchrotron Self-Compton as a Likely Mechanism of Photons beyond the Synchrotron Limit in GRB 190114C, *Astrophys. J.* **883**, 162 (2019), arXiv:1907.06675 [astro-ph.HE].
- [50] X.-Y. Wang, R.-Y. Liu, H.-M. Zhang, S.-Q. Xi, and B. Zhang, Synchrotron Self-Compton Emission from External Shocks as the Origin of the Sub-TeV Emission in GRB 180720B and GRB 190114C, *Astrophys. J.* **884**, 117 (2019), arXiv:1905.11312 [astro-ph.HE].
- [51] R. J. Gould and G. Schröder, Opacity of the Universe to High-Energy Photons, *Phys. Rev. Lett.* **16**, 252 (1966).
- [52] P. Veres, E. Burns, E. Bissaldi, S. Lesage, O. Roberts, and Fermi GBM Team, GRB 221009A: Fermi GBM detection of an extraordinarily bright GRB, GRB Coordinates Network **32636**, 1 (2022).
- [53] S. Lesage *et al.*, Fermi-GBM Discovery of GRB 221009A: An Extraordinarily Bright GRB from Onset to Afterglow, *Astrophys. J. Lett.* **952**, L42 (2023), arXiv:2303.14172 [astro-ph.HE].
- [54] E. Bissaldi, N. Omodei, and M. K. (NRL), Grb 221009a or swift j1913.1+1946: Fermi-lat detection, GRB Coordinates Network **32637** (2022).
- [55] D. Svinikin, D. Frederiks, A. Ridnaia, A. Lysenko, T. Cline, K.-W. Team, A. von Kienlin, X. Zhang, A. Rau, V. Savchenko, E. Bozzo, C. Ferrigno, I. S.-A. Team, A. Goldstein, M. S. Briggs, C. Wilson-Hodge, F. G. Team, S. Barthelmy, J. Cummings, H. Krimm, D. Palmer, A. Tohuavohu, and S.-B. Team, Ipn triangulation of extremely bright grb 221009a, GRB Coordinates Network **32641** (2022).
- [56] D. Frederiks, D. Svinikin, A. L. Lysenko, S. Molkov, A. Tsvetkova, M. Ulanov, A. Ridnaia, A. A. Lutovinov, I. Lapshov, A. Tkachenko, and V. Levin, Properties of the Extremely Energetic GRB 221009A from Konus-WIND and SRG/ART-XC Observations, *Astrophys. J. L.* **949**, L7 (2023), arXiv:2302.13383 [astro-ph.HE].
- [57] J. Ripa *et al.*, The peak flux of GRB 221009A measured with GRBAlpha, *Astron. Astrophys.* **677**, L2 (2023), arXiv:2302.10047 [astro-ph.HE].
- [58] M. A. Williams *et al.*, GRB 221009A: Discovery of an Exceptionally Rare Nearby and Energetic Gamma-Ray Burst, *Astrophys. J. Lett.* **946**, L24 (2023), arXiv:2302.03642 [astro-ph.HE].
- [59] Y. Huang, S. Hu, S. Chen, M. Zha, C. Liu, Z. Yao, Z. Cao, and T. L. Experiment, LHAASO observed GRB 221009A with more than 5000 VHE photons up to around 18 TeV, GRB Coordinates Network **32677**, 1 (2022).
- [60] Z. Cao *et al.* (LHAASO), A tera-electron volt afterglow

- from a narrow jet in an extremely bright gamma-ray burst, *Science* **380**, adg9328 (2023), arXiv:2306.06372 [astro-ph.HE].
- [61] E. Burns *et al.*, GRB 221009A: The BOAT, *Astrophys. J. Lett.* **946**, L31 (2023), arXiv:2302.14037 [astro-ph.HE].
- [62] A. de Ugarte Postigo, L. Izzo, G. Pugliese, D. Xu, B. Schneider, J. P. U. Fynbo, N. R. Tanvir, D. B. Malesani, A. Saccardi, D. A. Kann, K. Wiersema, B. P. Gompertz, C. C. Thoene, A. J. Levan, and Stargate Collaboration, GRB 221009A: Redshift from X-shooter/VLT, GRB Coordinates Network **32648**, 1 (2022).
- [63] S. Troitsky, Towards a model of photon-axion conversion in the host galaxy of GRB 221009A, *JCAP* **01**, 016, arXiv:2307.08313 [astro-ph.HE].
- [64] L. Wang and B.-Q. Ma, Axion-photon conversion of GRB221009A, *Phys. Rev. D* **108**, 023002 (2023), arXiv:2304.01819 [astro-ph.HE].
- [65] S. Nakagawa, F. Takahashi, M. Yamada, and W. Yin, Axion dark matter from first-order phase transition, and very high energy photons from GRB 221009A, *Phys. Lett. B* **839**, 137824 (2023), arXiv:2210.10022 [hep-ph].
- [66] M. Negro *et al.*, The IXPE View of GRB 221009A, *Astrophys. J. Lett.* **946**, L21 (2023), arXiv:2301.01798 [astro-ph.HE].
- [67] N. Aghanim *et al.* (Planck), Planck 2018 results. VI. Cosmological parameters, *Astron. Astrophys.* **641**, A6 (2020), [Erratum: *Astron. Astrophys.* 652, C4 (2021)], arXiv:1807.06209 [astro-ph.CO].
- [68] K. C. Westfold, The Polarization of Synchrotron Radiation., *Astrophys. J.* **130**, 241 (1959).
- [69] G. B. Rybicki and A. P. Lightman, *Radiative Processes in Astrophysics* (Wiley-VCH, 2004).
- [70] J. Granot, The Most Probable Cause for the High Gamma-Ray Polarization in GRB 021206, *Astrophys. J.* **596**, L17 (2003), arXiv:astro-ph/0306322 [astro-ph].
- [71] K. Toma, T. Sakamoto, B. Zhang, J. E. Hill, M. L. McConnell, P. F. Bloser, R. Yamazaki, K. Ioka, and T. Nakamura, Statistical Properties of Gamma-Ray Burst Polarization, *Astrophys. J.* **698**, 1042 (2009), arXiv:0812.2483 [astro-ph].
- [72] K. F. Cheng, X. H. Zhao, and J. M. Bai, The Synchrotron Polarization in Decaying Magnetic Field in Gamma-Ray Bursts, *Mon. Not. Roy. Astron. Soc.* **498**, 3492 (2020), arXiv:2008.09267 [astro-ph.HE].
- [73] D.-y. Gao and Y.-C. Zou, Jet Lorentz Factor Constraint for GRB 221009A Based on the Optical Depth of the TeV Photons, *Astrophys. J. Lett.* **956**, L38 (2023), arXiv:2310.00631 [hep-ph].
- [74] R.-Y. Liu, H.-M. Zhang, and X.-Y. Wang, Constraints on Gamma-Ray Burst Models from GRB 221009A: GeV Gamma Rays versus High-energy Neutrinos, *Astrophys. J. Lett.* **943**, L2 (2023), arXiv:2211.14200 [astro-ph.HE].
- [75] G. Ghisellini and D. Lazzati, Polarization lightcurves and position angle variation of beamed gamma-ray bursts, *Mon. Not. Roy. Astron. Soc.* **309**, 7 (1999), arXiv:astro-ph/9906471.
- [76] K. Wang, Z.-P. Ma, R.-Y. Liu, Y.-C. Zou, Z. Li, and Z.-G. Dai, Implication from GRB 221009A: Can TeV emission come from the GRB prompt phase?, *Science China Physics, Mechanics, and Astronomy* **66**, 289511 (2023), arXiv:2302.11111 [astro-ph.HE].
- [77] A. De Angelis, O. Mansutti, and M. Roncadelli, Axion-Like Particles, Cosmic Magnetic Fields and Gamma-Ray Astrophysics, *Phys. Lett. B* **659**, 847 (2008), arXiv:0707.2695 [astro-ph].
- [78] H.-J. Li, J.-G. Guo, X.-J. Bi, S.-J. Lin, and P.-F. Yin, Limits on axion-like particles from Mrk 421 with 4.5-year period observations by ARGO-YBJ and Fermi-LAT, *Phys. Rev. D* **103**, 083003 (2021), arXiv:2008.09464 [astro-ph.HE].
- [79] C. Eckner and F. Calore, First constraints on axionlike particles from Galactic sub-PeV gamma rays, *Phys. Rev. D* **106**, 083020 (2022), arXiv:2204.12487 [astro-ph.HE].
- [80] C. A. Manzari, Y. Park, B. R. Safdi, and I. Savoray, Supernova axions convert to gamma-rays in magnetic fields of progenitor stars, arXiv e-prints, arXiv:2405.19393 (2024), arXiv:2405.19393 [hep-ph].
- [81] C. Dessert, D. Dunsky, and B. R. Safdi, Upper limit on the axion-photon coupling from magnetic white dwarf polarization, *Phys. Rev. D* **105**, 103034 (2022), arXiv:2203.04319 [hep-ph].
- [82] D. Noordhuis, A. Prabhu, S. J. Witte, A. Y. Chen, F. Cruz, and C. Weniger, Novel Constraints on Axions Produced in Pulsar Polar-Cap Cascades, *Phys. Rev. Lett.* **131**, 111004 (2023), arXiv:2209.09917 [hep-ph].
- [83] M. Escudero, C. K. Pooni, M. Fairbairn, D. Blas, X. Du, and D. J. E. Marsh, Axion star explosions: A new source for axion indirect detection, *Phys. Rev. D* **109**, 043018 (2024), arXiv:2302.10206 [hep-ph].
- [84] R. Essig *et al.*, Working Group Report: New Light Weakly Coupled Particles, in *Snowmass 2013: Snowmass on the Mississippi* (2013) arXiv:1311.0029 [hep-ph].
- [85] W.-f. Fong, E. Berger, R. Margutti, and B. A. Zauderer, A Decade of Short-duration Gamma-ray Burst Broadband Afterglows: Energetics, Circumburst Densities, and jet Opening Angles, *Astrophys. J.* **815**, 102 (2015), arXiv:1509.02922 [astro-ph.HE].