

# Alpha-Trimming: Locally Adaptive Tree Pruning for Random Forests

**Nikola Surjanovic**

*Department of Statistics  
University of British Columbia  
Vancouver, BC V6T 1Z4, CAN*

NIKOLA.SURJANOVIC@STAT.UBC.CA

**Andrew Henrey**

*Vancouver, BC, CAN*

ANDREW.HENREY@GMAIL.COM

**Thomas M. Loughin**

*Department of Statistics and Actuarial Science  
Simon Fraser University  
Burnaby, BC V5A 1S6, CAN*

TLOUGHIN@SFU.CA

## Abstract

We demonstrate that adaptively controlling the size of individual regression trees in a random forest can improve predictive performance, contrary to the conventional wisdom that trees should be fully grown. A fast pruning algorithm, *alpha-trimming*, is proposed as an effective approach to pruning trees within a random forest, where more aggressive pruning is performed in regions with a low signal-to-noise ratio. The amount of overall pruning is controlled by adjusting the weight on an information criterion penalty as a tuning parameter, with the standard random forest being a special case of our alpha-trimmed random forest. A remarkable feature of alpha-trimming is that its tuning parameter can be adjusted without refitting the trees in the random forest once the trees have been fully grown once. In a benchmark suite of 46 example data sets, mean squared prediction error is often substantially lowered by using our pruning algorithm and is never substantially increased compared to a random forest with fully-grown trees at default parameter settings.

**Keywords:** random forest, pruning, Bayesian information criterion, cross validation

## 1. Introduction

Regression trees have found utility as base learners in ensembles owing to their flexibility, near-unbiasedness, and the speed of the most common algorithm for their fitting (Hastie et al., 2009). One ensemble of regression trees, the random forest (RF), computes average predictions from a large number of fully-grown trees fitted to bootstrapped versions of the data (Breiman, 2001). The bootstrapping procedure injects mild randomness into the original data, allowing the averaging process to reduce the variability of the predictions (Hastie et al., 2009). However, predictions among trees still tend to be highly correlated due to their dependence on common features, thus limiting the effectiveness of the averaging. The correlation among predictions is often reduced by using only a random subset of features as candidates for each successive split in each tree during construction.

Random forests have proven to be worthy prediction machines in a wide range of applications (Hastie et al., 2009; Polishchuk et al., 2009; Belgiu and Drăguț, 2016). While the averaging process of a RF can reduce prediction variance compared to individual trees

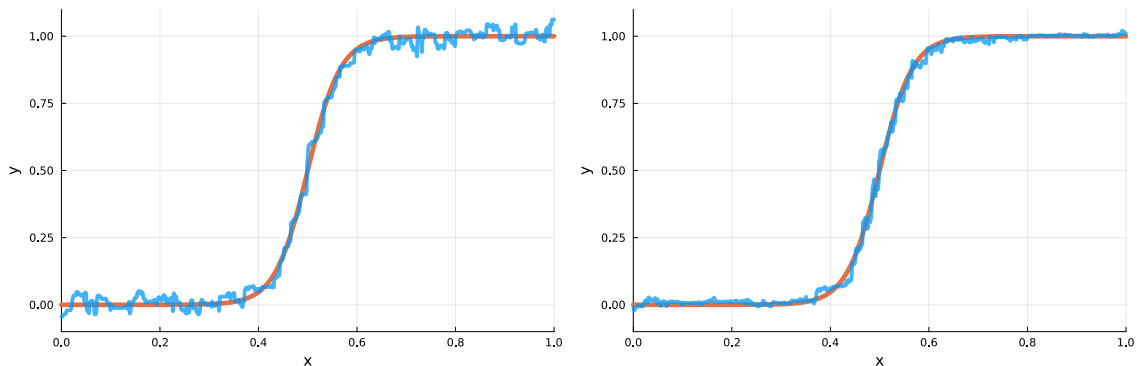


Figure 1: A logistic regression curve (red) with estimated regression curves (blue). **Left:** predictions from a random forest with tuned global node size. **Right:** predictions from our proposed alpha-trimmed random forest with local node size selection. The alpha-trimmed random forest approximates the true regression curve well in regions with both a high and low signal-to-noise ratio.

in the ensemble, it does not reduce any bias. Therefore, it is generally recommended that individual trees be grown very large, with few observations in each terminal node. This maximally reduces the potential bias of the predictions at the cost of increasing their variance. Indeed, while the tree size is a potential tuning parameter within a RF, few sources recommend tuning tree sizes but instead emphasize tuning the fraction of variables that are to be considered at each split. For instance, Hastie et al. (2009) remark that “using full-grown trees seldom costs much, and results in one less tuning parameter.” Further, they mention that Segal (2004) “demonstrates small gains in performance by controlling the depths of the individual trees grown in random forests.”

In contrast to this conventional wisdom, work by Henrey (2016) and Zhou and Mentch (2023) finds that growing large trees leads to predictions that are overly variable in regions where the response surface is flat or where there is a low signal-to-noise ratio (SNR). In such cases, the bias-variance trade-off favours building trees with larger terminal nodes in these regions. Thus, it is apparent that some consideration should be given to terminal node sizes in random forests as a function of the SNR in the local region.

To vary the size of trees in a RF, a very blunt instrument is to fix either the tree depth or the minimum number of observations required in order to consider a further split. However, depending on the tree-building algorithm in the RF implementation, these approaches may simply make trees globally smaller without taking into account the shape of the response surface in different regions of the feature space. To demonstrate this deficiency, we simulated 1,000 observations from a population with a logistic mean curve and standard normal errors. Fig. 1 (a) shows the true mean curve and the estimated regression surface using a random forest with tuned node size. While predictive performance appears adequate in some regions of the variable space, predictions on the flat regions of the regression curve appear to have rather high variability, which is undesirable.

For regression functions where the SNR is variable, a method is needed that can *adaptively* adjust the size of the trees to the shape of the response surface, allowing more splits to

take place in regions where the SNR is high and fewer splits in regions where the SNR is low. The usual tree-pruning algorithm of Breiman et al. (1984) should be able to do this in theory, but applying cross-validation (CV) to individual trees in a RF can be time-consuming. Furthermore, within-tree CV considers a prediction performance criterion that balances bias and variance for each tree separately, rather than for the entire ensemble. For instance, the RF might perform better when predictions from individual trees are more variable than would be optimal for prediction using a single tree.

With these points in mind, we develop a novel tree-pruning algorithm that optimizes the predictive performance of the whole forest, yet is sensitive to the local node-size requirements of the response surface. Potential pruning locations within each tree are determined using an algorithm based on an information criterion derived for this purpose. The amount of pruning applied is controlled by a tuning parameter,  $\alpha$ , that can be easily selected using the RF's out-of-bag error. Because the amount of pruning needed is often less than what would normally be applied to an individual regression tree, we refer to the algorithm as *alpha-trimming* to indicate that we generally only *trim* the trees slightly rather than *prune* large portions. Fig. 1 (b) shows the performance of the alpha-trimmed RF on the simulated data from the logistic curve. Note that we are able to estimate both low- and high-SNR regions of the regression function well and with low variance.

In Section 2 we introduce some notation required to formally study our pruning algorithm for trees in a random forest. We develop our information-based pruning algorithm for a single tree and then describe how it is extended to RFs in Section 3. We also introduce the tuning parameter  $\alpha$  into the algorithm to adaptively control the amount of trimming that is applied to the ensemble, and show how to select it without ever refitting any of the regression trees. Section 3 additionally contains theoretical results concerning consistency for our modified Bayesian information criterion when applied to simple tree models. A simulation study is described in Section 4 and the results are presented in Section 5. We demonstrate the predictive performance of the new alpha-trimmed RF algorithm relative to RFs with fully-grown trees. We end with a discussion in Section 6. The proofs of theoretical results and additional experimental details can be found in the appendices.

## 2. Preliminaries and notation

Let  $(X, Y)$  denote a pair consisting of features  $X$  and a response variable  $Y$ . We assume that  $X \in \mathbb{R}^d$  and  $Y \in \mathbb{R}$ . We denote an i.i.d. random sample of such pairs of random variables by  $(X_i, Y_i)$  for  $i = 1, \dots, n$ , where  $n$  is the sample size. Realizations of these random variables are written in lowercase as  $(x_i, y_i)$ . Throughout, we assume that  $Y$  is normally distributed conditional on a given value of  $X = x$ .

To describe our algorithms, we introduce a set of definitions for regression trees. These definitions are also conveyed in Fig. 2. A *node*  $N$  is any set  $N \subset \mathbb{R}^d$ . A *split-point*  $s = (j, l) \in \{1, 2, \dots, d\} \times \mathbb{R}$  is a tuple that indicates on which variable  $j$  a split is to be made and at which location  $l$ . For a fixed data set  $\{(x_i, y_i)\}_{i=1}^n$ , a *regression tree*  $T_K$  with  $K + 1$  terminal nodes is an ordered sequence alternating between nodes and split-points  $(N_0, s_1, N_1, s_2, \dots, N_{K-1}, s_K)$ . This notation indicates that the construction of the tree is assumed to have a well-defined history: one starts with the tree  $N_0 = \mathbb{R}^d$  and then chooses a split-point  $s_1 = (j_1, l_1)$  within  $N_0$  that minimizes the squared-error loss. This split partitions

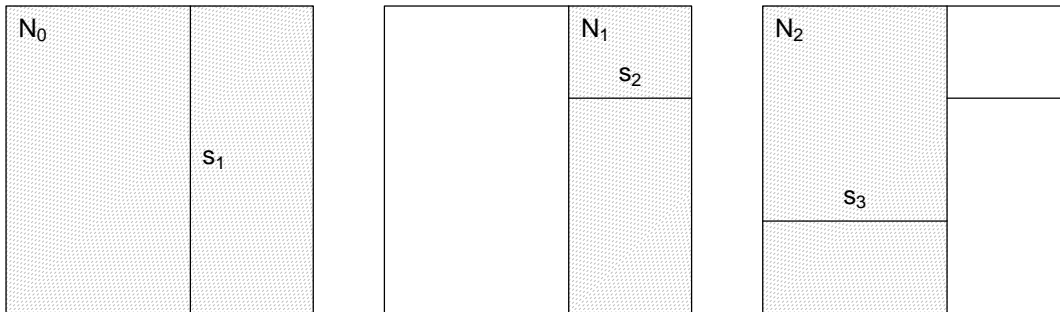


Figure 2: Regression tree notation. The shaded region in each panel is  $N_0$ ,  $N_1$ , and  $N_2$  from left to right. The newly added line segments are  $s_1$ ,  $s_2$ , and  $s_3$ .

$N_0$  into two regions, one of which is chosen as the candidate for the next split. The next node to be split is  $N_1$  and the split-point within  $N_1$  is denoted  $s_2$ . After this second split, there are three terminal nodes in the tree, one of which is selected as the candidate  $N_2$  for the third split. The process repeats until a termination rule is reached. At the end, a  $(K + 1)$ -element partition of  $\mathbb{R}^d$  is obtained. In standard regression tree construction algorithms, the nodes are rectangular regions with faces aligned according to the basis vectors in  $\mathbb{R}^d$ .

### 3. Alpha-trimmed random forests

In this section we introduce a way to evaluate the utility of regression tree splits and show how this evaluation can be used to prune trees adaptively and locally. Our methods are based on a modified Bayesian information criterion (BIC). We start by showing how to prune an individual regression tree in Section 3.1 using a generic information-based approach and then extend this method to random forests in Section 3.2. In Section 3.3 we discuss our modified Bayesian information criterion that can be used for regression tree pruning, and in Section 3.4 we present some theoretical results.

#### 3.1 Accumulated information pruning algorithm

Individual regression trees and ensembles of such trees can be pruned adaptively using our proposed *accumulated information* pruning algorithm (Henrey, 2016). This approach *does not* rely on cross-validation, which is in contrast to the standard CART pruning algorithm of Breiman et al. (1984). Our algorithm relies only on quantities that can be easily stored during tree construction. As a consequence, only one backwards pass is needed through the nodes of a tree in order to determine the structure of the pruned tree.

##### 3.1.1 TREE ROOTS AND STUMPS

Starting from a fully-grown regression tree, the building blocks of the accumulated information pruning algorithm are *tree roots* (one terminal node) and *tree stumps* (two terminal nodes). We refer to these two types of simple trees (roots and stumps) as *tree models*, because they offer a description for a possible data-generating mechanism for  $(X_1, Y_1), \dots, (X_n, Y_n)$ . The

tree-building algorithm consists of a recursive application of a procedure that splits a tree root into two tree stumps. Evaluating the utility of a split can be reduced to comparing the information contained in statistical models representing the root and the stumps. Once an information quantity is defined for these two models, an iterative procedure that we refer to as accumulated information is used to assign information values to more complex tree structures.

The tree root model is

$$Y_i \mid X_i = x_i \sim N(\mu, \sigma_0^2), \quad (1)$$

for some values of  $\mu \in \mathbb{R}$  and  $\sigma_0^2 \geq 0$ . Let  $\mathbb{1}(A)$  denote the indicator function on a set  $A$  and  $x^{(j)}$  the  $j$ -th coordinate of  $x$ . Suppose that this root is split into stumps according to whether  $x^{(j)}$  is less than some value  $l$ . Then, the tree stump model is

$$\begin{aligned} Y_i \mid X_i = x_i &\sim N(m(x_i; j, l), \sigma_1^2), \\ m(x_i; j, l) &= \mu_1 \mathbb{1}(x_i^{(j)} < l) + \mu_2 \mathbb{1}(x_i^{(j)} \geq l), \end{aligned} \quad (2)$$

for some  $j \in \{1, 2, \dots, d\}$ ,  $l, \mu_1, \mu_2 \in \mathbb{R}$ , and  $\sigma_1^2 \geq 0$ . Given a set of observed data  $(x_i, y_i)$ ,  $i = 1, \dots, n$ , the log-likelihood for the tree root model is

$$\ell_{0,n}(\mu, \sigma_0^2) \propto -\frac{n}{2} \log(2\pi\sigma_0^2) - \frac{1}{2\sigma_0^2} \sum_{i=1}^n (y_i - \mu)^2, \quad (3)$$

where we write  $\propto$  to denote equivalence up to additive terms that are not functions of the parameters when working with the log-likelihood. The tree stump log-likelihood is

$$\ell_{1,n}(\mu_1, \mu_2, \sigma_1^2, j, l) \propto -\frac{n}{2} \log(2\pi\sigma_1^2) - \frac{1}{2\sigma_1^2} \sum_{i=1}^n (y_i - m(x_i; j, l))^2.$$

A common approach to comparing two models like these is to compute an information criterion on each model and determine which value is smaller, and hence the better-fitting model (Schwarz, 1978). Common information criteria are of the form:  $-2 \times (\text{maximized log-likelihood}) + (\text{penalty})$ , where the penalty is related to the number of estimated model parameters. In Section 3.3 we provide a discussion on appropriate penalties for the tree model. For now, we denote generic penalties for the tree root and tree stump models with  $n$  data points as  $P_{0,n}$  and  $P_{1,n}$ , respectively.

### 3.1.2 CLIMBING UP THE TREE

Accumulated information pruning (Algorithm 1) assumes that a regression tree has been fully grown up to some stopping criterion. It then starts from the bottom of the tree, at the leaf nodes, and attaches an information value to each node  $N$  in the tree. At the beginning of the pruning algorithm, the information value of each node in the tree is undefined. Suppose that the tree contains  $K + 1$  terminal nodes and was constructed by making  $K$  splits on the nodes  $N_0, N_1, \dots, N_{K-1}$  in this exact order. We prune the tree by traversing the nodes in reverse order, starting with node  $N_{K-1}$ .

**Algorithm 1** Accumulated information pruning

**Require:** Regression tree  $T_K = (N_0, s_1, \dots, N_{K-1}, s_K)$ , penalty functions  $P_{0,n}, P_{1,n}$ .  
 $T' \leftarrow T_K$   
**for**  $k = 1, 2, \dots, K$  **do**  
     $N, s \leftarrow N_{K-k}, s_{K-k+1}$  ▷ obtain node and split point (traversing backwards)  
     $N_L, N_R \leftarrow \text{children}(T', N, s)$   
     $I_N \leftarrow \text{parent\_information\_value}(T', N)$  ▷ information value of parent from (4)  
     $I_{N_L}, I_{N_R} \leftarrow \text{child\_information\_value}(T', N_L, N_R)$  ▷ information value of children  
    **if**  $I_N + P_{0,|N|} \leq I_{N_L} + I_{N_R} + P_{1,|N|}$  **then**  
         $T' \leftarrow \text{merge\_nodes}(T', N, s)$  ▷ merge all descendents of node  $N$   
    **end if**  
**end for**  
**Return:** pruned regression tree  $T'$

**Parent nodes**

Consider a parent node  $N$  and its two children  $N_L$  and  $N_R$ . At the beginning of the pruning algorithm we have  $N = N_{K-1}$  and  $s = s_K = (j_K, l_K)$ , using the notation of Section 2. Then,  $N_L = \{x \in N : x^{(j_K)} < l_K\}$  and  $N_R = \{x \in N : x^{(j_K)} \geq l_K\}$ .

A decision is to be made whether to merge the two nodes into a single new terminal node  $N$  or to keep the split between  $N_L$  and  $N_R$ . Using maximum likelihood estimation for parameters, let  $|N|$  be the number of observations in node  $N$  and define the estimated mean and variance under the tree root model as

$$\hat{\mu} = \bar{y}_N = \frac{1}{|N|} \sum_{i=1}^n y_i \mathbb{1}(x_i \in N), \quad \hat{\sigma}_0^2 = \frac{1}{|N|} \sum_{i=1}^n (y_i - \bar{y}_N)^2 \mathbb{1}(x_i \in N).$$

We assign the information value *before adding an appropriate penalty* in the parent node  $N$  as

$$I_N \leftarrow |N| \log(2\pi\hat{\sigma}_0^2) + |N|. \tag{4}$$

From here we consider two cases for the child nodes before we consider merging them: both  $I_{N_L}$  and  $I_{N_R}$  are undefined or only one of them is undefined.

**Child nodes: case 1**

If the information value in *both nodes*  $N_L$  and  $N_R$  is undefined (i.e., they are both leaf nodes and have no children), we define the quantities  $I_{N_L}$  and  $I_{N_R}$  as follows. Define the respective estimated means under the tree stump model as  $\hat{\mu}_1 = \bar{y}_{N_L}$ ,  $\hat{\mu}_2 = \bar{y}_{N_R}$ , and the estimated variance under the tree stump model as

$$\hat{\sigma}_1^2 = \frac{1}{|N|} \left[ \sum_{i=1}^n (y_i - \hat{\mu}_1)^2 \mathbb{1}(x_i \in N_L) + \sum_{i=1}^n (y_i - \hat{\mu}_2)^2 \mathbb{1}(x_i \in N_R) \right].$$

The information values in nodes  $N_L$  and  $N_R$  *before adding a penalty* are then

$$I_{N_L} \leftarrow |N_L| \log(2\pi\hat{\sigma}_1^2) + \frac{1}{\hat{\sigma}_1^2} \sum_{i=1}^n (y_i - \hat{\mu}_1)^2 \mathbb{1}(x_i \in N_L)$$

$$I_{N_R} \leftarrow |N_R| \log(2\pi\hat{\sigma}_1^2) + \frac{1}{\hat{\sigma}_1^2} \sum_{i=1}^n (y_i - \hat{\mu}_2)^2 \mathbb{1}(x_i \in N_R).$$

**Child nodes: case 2**

In the case that only one of  $I_{N_L}$  or  $I_{N_R}$  is undefined, the same general formula is used to compute the information value in the undefined node, but with a different estimate of  $\sigma^2$ . Suppose that  $I_{N_L}$  is undefined and  $I_{N_R}$  is already defined. The estimate of  $\sigma^2$  used to define  $I_{N_L}$  is the sum of squared errors in node  $N_L$  plus the sum of squared errors in all remaining terminal nodes of the subtree rooted at node  $N_R$ , all divided by  $|N| = |N_L| + |N_R|$ .

**Merging the child nodes and accumulating information**

Two nodes are merged if the information criterion computed in the root is smaller than in the stumps, indicating that the model with a single mean is better. Formally, the nodes  $N_L$  and  $N_R$  are merged if

$$I_N + P_{0,|N|} \leq I_{N_L} + I_{N_R} + P_{1,|N|}, \tag{5}$$

where  $P_{0,|N|}, P_{1,|N|} \geq 0$  are penalties for the tree root and stump models with  $|N|$  observations, which we specify in Section 3.3. In the case of merging the two children of node  $N$ , it becomes a new terminal node, and  $I_N$  is set to be undefined again. If the condition given by (5) is not met, the regression tree split is kept. In this case, the information value of node  $N$  is updated to

$$I_N \leftarrow I_{N_L} + I_{N_R} + P_{1,|N|} - P_{0,|N|},$$

so that the root reflects the information contained in the nodes beneath it.

We note that it is still possible that the nodes  $N_L$  and  $N_R$  will be merged at a later point along with other nodes in an entire branch as the pruning algorithm climbs up the tree. The accumulated information algorithm continues to prune by considering the next node in the reversed tree construction sequence. For example, if we had just considered node  $N = N_{K-1}$ , then the next node under consideration would be  $N_{K-2}$ . The accumulated information process is repeated until every node in the tree has been assigned an information value. The last node to be assigned an information value is always the root node of the tree. Once the root node of the tree is reached, the procedure terminates. The full procedure is summarized in Algorithm 1.

**3.2 Alpha-trimming**

The penalties used in the accumulated information pruning algorithm for a single tree are designed to produce a regression machine that balances the effects of bias and variance. However, in a random forest ensemble, we prefer trees that have little bias, even at the cost of extra variance. Thus, we need to adjust the penalties to make them more suitable for ensemble learning. To achieve this, we develop the alpha-trimming procedure (Algorithm 2) for random forests. To control the amount of pruning, we introduce an additional tuning parameter,  $\alpha \geq 0$ , and we amend the node-merging step from Section 3.1 as follows. Two nodes  $N_L$  and  $N_R$  are merged into node  $N$  if

$$I_N + \alpha P_{0,|N|} \leq I_{N_L} + I_{N_R} + \alpha P_{1,|N|}.$$

If the split between  $N_L$  and  $N_R$  is kept,  $I_N$  is updated to

$$I_N \leftarrow I_{N_L} + I_{N_R} + \alpha(P_{1,|N|} - P_{0,|N|}).$$

---

**Algorithm 2** Alpha-trimming

---

**Require:** Random forest with  $B$  trees  $\{T_{K_b,b}\}_{b=1}^B$ , grid of  $\alpha$  values  $\mathcal{A}$ , penalty functions  $P_{0,n}$ ,  $P_{1,n}$

- 1: **for**  $\alpha \in \mathcal{A}$  **do**
- 2:     **for**  $b = 1, 2, \dots, B$  **do**
- 3:          $T_{K_b,b}^\alpha \leftarrow \text{accumulated\_information}(T_{K_b,b}, \alpha P_{0,n}, \alpha P_{1,n})$       $\triangleright$  prune each tree with Algorithm 1
- 4:     **end for**
- 5: **end for**
- 6:  $\alpha^* \leftarrow \arg \min_{\alpha \in \mathcal{A}} \text{OOB}(T_{K_b,b}^\alpha)$       $\triangleright$  select  $\alpha$  based on out-of-bag error estimates
- 7: **Return:** optimal alpha-trimmed random forest  $\{T_{K_b,b}^{\alpha^*}\}$

---

This procedure is repeated for a given value of  $\alpha$  for each tree in the random forest independently, which can be easily parallelized across trees.

The parameter  $\alpha$  serves to balance the bias-variance trade-off in the individual trees with consideration for their use in the ensemble. Note that if  $\alpha = 1$ , each tree is pruned to be a good standalone predictor. If  $\alpha = 0$ , then no pruning is performed and the standard random forest is obtained. Therefore, alpha-trimming contains the standard random forest as a special case when  $\alpha = 0$ . We note that in some cases with a considerably low SNR it is favourable to try values of  $\alpha \geq 1$ . In our experience, an optimal value of  $\alpha$  is often between 0 and 3.

One major advantage of our method is that cross-validation is not required. We can choose a grid of values for  $\alpha$  and use the out-of-bag (OOB) observations from each of the trees—those left out of the bootstrap resample for the tree—to obtain an estimate of the mean squared prediction error for a given value of  $\alpha$ .

For a fixed tree size with  $K + 1$  terminal nodes, accumulated information pruning for a fixed value of  $\alpha$  has a theoretical computational complexity of  $O(K)$  (see Proposition 3.4). Note that this is independent of the data set size  $n$  as the data set size grows, because the sums of residuals required for the information values can be stored during tree construction. In contrast, tree construction time in its most basic form depends on the data set size  $n$ , the dimension  $d$ , and the number of tree splits  $K$ . The advantage of alpha-trimming (with accumulated information pruning) is that it *does not* require repeated tree construction nor cross-validation while still being able to prune adaptively.

### 3.3 Proposed information criterion

A convenient property of the proposed pruning approach is that it only requires an information quantity to be defined for the tree root and tree stump models. Information quantities are then recursively extended to larger tree structures. In this section we introduce a modified Bayesian information criterion (BIC) that can be used for pruning regression trees and that possesses a desirable consistency property for choosing between tree root and tree stump models (Surjanovic, 2021). Our consistency result is related to the modified BIC change-point detection results presented by Shen and Ghosh (2011).

For the tree root model given by (1), which does not contain any split-point parameters, we use the standard BIC. That is, we add the penalty  $P_{0,n} = 2\log(n)$  to  $(-2) \times (\text{tree root log-likelihood})$  in (3) in order to account for the two estimated parameters:  $\mu$  and  $\sigma^2$ . For the tree stump model given by (2) we use a modified BIC similar to the information criteria for change-point detection models (Ninomiya, 2015; Shen and Ghosh,



2011). The penalty in this case is  $P_{1,n} = 5 \log(n)$ . Note that in this case we estimate the parameters  $\mu_1, \mu_2, \sigma^2$ , and  $s$ .

### 3.4 Theoretical results

We prove that our modified BIC is consistent for choosing between the tree root and stump models (Propositions 3.1 and 3.2). We also show that for a model of the regression tree construction algorithm, the amount of pruning that should be performed in order to minimize the mean squared prediction error is a function of the signal-to-noise ratio (Proposition 3.3), justifying our study of the SNR as a criterion for the extent to which regression trees are pruned. Finally, we establish the computational complexity of fitting alpha-trimmed RFs (Proposition 3.4). The proofs of theoretical results can be found in the appendices.

To state our results, we first provide a more formal definition of our proposed BIC for the tree root and stump models, following the presentation in Surjanovic (2021). Consider  $Z_i = (X_i, Y_i)$  i.i.d. for  $i = 1, 2, \dots, n$ . For simplicity we suppose that the distribution of each  $X_i$  is supported on  $[0, 1]^d$ , although the definitions can be extended to other domains.

For the tree root model, if  $\sigma^2$  is *known*, we define

$$\text{BIC}_0(Z_1, \dots, Z_n; \sigma^2) = n \log(2\pi\sigma^2) + \frac{1}{\sigma^2} \sum_{i=1}^n (Y_i - \hat{\mu})^2 + \log(n).$$

If  $\sigma^2$  is *unknown* and we use the maximum-likelihood estimate  $\hat{\sigma}_0^2$ , set

$$\text{BIC}_0(Z_1, \dots, Z_n; \hat{\sigma}_0^2) = n \log(2\pi\hat{\sigma}_0^2) + \frac{1}{\hat{\sigma}_0^2} \sum_{i=1}^n (Y_i - \hat{\mu})^2 + 2 \log(n).$$

For the tree stump model we assume that the split-point location is estimated by the CART tree construction algorithm with a guarantee that each node contains at least one element after performing the split. Let  $Z_1(j), \dots, Z_n(j)$  for  $j \in \{1, 2, \dots, d\}$  be the permutation of  $Z_1, \dots, Z_n$  ordered according to the  $j$ -th coordinate of the set of random variables  $\{X_i\}_{i=1}^n$  so that they are sorted in increasing value. Note that this permutation is a random permutation (i.e., it depends on the realized values of the  $\{X_i\}_{i=1}^n$ ).<sup>1</sup> For  $n_L \in \{1, \dots, n-1\}$  define  $n_R = n - n_L$  and

$$\bar{Y}_{L, n_L}(j) = n_L^{-1} (Y_1(j) + \dots + Y_{n_L}(j)), \quad \bar{Y}_{R, n_L}(j) = n_R^{-1} (Y_{n_L+1}(j) + \dots + Y_n(j)).$$

Finally, set

$$\begin{aligned} & \text{BIC}_1(Z_1, \dots, Z_n; \hat{\sigma}_1^2) \\ &= n \log(2\pi\hat{\sigma}_1^2) + \min_{\substack{n_L=1, \dots, n-1 \\ j=1, \dots, d}} \frac{1}{\hat{\sigma}_1^2} \left[ \sum_{i=1}^{n_L} (Y_i(j) - \bar{Y}_{L, n_L}(j))^2 + \sum_{i=n_L+1}^n (Y_i(j) - \bar{Y}_{R, n_L}(j))^2 \right] \\ &+ 5 \log(n). \end{aligned}$$

---

1. More formally, if  $(\Omega, \mathcal{B}, \mathbb{P})$  is the underlying probability space, then for any  $\omega \in \Omega$  we have  $X_1(j)(\omega) \leq X_2(j)(\omega) \leq \dots \leq X_n(j)(\omega)$ .

If  $\sigma^2$  is known we use a penalty of  $4 \log(n)$ .

Propositions 3.1 and 3.2 show that our modified BIC correctly chooses between the tree root or tree stump models with probability approaching one as the sample size tends to infinity, provided that one of the two models is correct and a consistent estimator of the conditional variance is used.

**Proposition 3.1.** *Suppose that  $Z_i = (X_i, Y_i)$  are i.i.d. with the distribution of each  $X_i$  supported on  $[0, 1]^d$  with a strictly positive density with respect to Lebesgue measure on  $[0, 1]^d$ . Further, suppose that  $Y_i \mid X_i = x_i \sim \mathcal{N}(\mu, \sigma^2)$  for some  $\mu \in \mathbb{R}$  and  $\sigma_0^2 > 0$ ; i.e., the true model is the tree root model. If  $\hat{\sigma}_n^2 \xrightarrow{p} \sigma_0^2$ , then*

$$\mathbb{P}(BIC_0(Z_1, \dots, Z_n; \hat{\sigma}_n^2) < BIC_1(Z_1, \dots, Z_n; \hat{\sigma}_n^2)) \rightarrow 1, \quad n \rightarrow \infty.$$

**Proposition 3.2.** *Consider  $Z_i = (X_i, Y_i)$  i.i.d. with the same distributional assumptions on each  $X_i$  as in Proposition 3.1. Suppose that  $Y_i \mid X_i = x_i \sim \mathcal{N}(m(x_i), \sigma_1^2)$  where  $\sigma_1^2 > 0$  and  $m(x) = \mu_1 \mathbb{1}(x^{(j)} < l) + \mu_2 \mathbb{1}(x^{(j)} \geq l)$  for some  $\mu_1, \mu_2 \in \mathbb{R}$  with  $\mu_1 \neq \mu_2$ ,  $j \in \{1, 2, \dots, d\}$ , and  $l \in (0, 1)$ ; i.e., the true model is the tree stump model. If  $\hat{\sigma}_n^2 \xrightarrow{p} \sigma_1^2$ , then*

$$\mathbb{P}(BIC_1(Z_1, \dots, Z_n; \hat{\sigma}_n^2) < BIC_0(Z_1, \dots, Z_n; \hat{\sigma}_n^2)) \rightarrow 1, \quad n \rightarrow \infty.$$

We also study the relationship between the number of regression tree split-points, the SNR, and the mean squared prediction error. To obtain closed-form results, we consider a simplified model of the regression tree algorithm. We assume that the same number of data points are included within each region of the partitioned covariate space and that our estimated regression curve is the average of the responses within each region.

**Proposition 3.3.** *Suppose for  $i = 1, 2, \dots, n$  that  $Y_i \mid X_i = x_i \sim \mathcal{N}(\beta x_i, \sigma^2)$  for some  $\beta \in \mathbb{R}$  and  $\sigma^2 > 0$  so that the true regression curve is  $\mu(x) = \beta x$ . Assume that  $n = mk$  for some  $m, k \in \mathbb{N}$  and that the distributions of the random variables  $\{X_i\}_{i=1}^{km}$  are such that*

$$\begin{aligned} X_1, \dots, X_m &\sim U([0, 1/k]) \\ X_{m+1}, \dots, X_{2m} &\sim U([1/k, 2/k]) \\ &\vdots \\ X_{(k-1)m+1}, \dots, X_{km} &\sim U([(k-1)/k, 1]). \end{aligned}$$

Define the regression curve estimate  $\hat{\mu}(x)$  for  $x \in [0, 1]$  to be a piecewise-constant function such that if  $x \in [j/k, (j+1)/k)$  for some  $j \in \{0, 1, \dots, k-1\}$  then

$$\hat{\mu}(x) = m^{-1} (Y_{jm+1} + \dots + Y_{(j+1)m}).$$

Then, for any fixed  $j \in \{0, 1, \dots, k-1\}$ ,

$$\mathbb{E}[(\hat{\mu}(X) - \mu(X))^2] = \frac{\sigma^2}{m} + \left(1 + \frac{1}{m}\right) \cdot \frac{\beta^2}{12k^2}, \quad X \sim U([j/k, (j+1)/k]). \quad (6)$$

We now show how this result can be used to suggest that when the SNR is high we should grow deeper trees. Informally, if we suppose that the result above holds even if

$m = n/k$  is not a positive integer, then (6) for a given  $n$  is minimized as a function of  $k$  by solving the equation

$$\left(\frac{\sigma^2}{\beta^2 n}\right) k^3 - \left(\frac{1}{12n}\right) k - \frac{1}{6} = 0. \quad (7)$$

Note that the solution to (7) is necessarily only a function of the quantity  $\gamma := |\beta/\sigma|$ , which is the SNR. For fixed  $\gamma \neq 0$ , we have  $k \sim (\gamma^2 n/6)^{1/3}$  as  $n \rightarrow \infty$ .

Finally, we assess the computational complexity of constructing an alpha-trimmed RF, which *does not* require cross-validation to tune the trimming parameter  $\alpha$ . Additionally, the computational complexity of the alpha-trimming procedure does not depend on the dimension  $d$ , and alpha-trimming can be easily performed in parallel over the number of trees  $B$  and the number of tuning parameters  $|\mathcal{A}|$ .

**Proposition 3.4.** *Consider a forest of  $B$  trees  $\{T_{K_b, b}\}_{b=1}^B$ , where the  $b^{\text{th}}$  tree has  $K_b + 1$  terminal nodes. Provided that each  $K_b = O(n)$ , where  $n$  is the number of data points, and that the trees are balanced, we have the following:*

1. *Building a single fully-grown regression tree has a complexity of  $O(dn \log_2 n)$  and the cost of building a forest is  $O(Bdn \log_2 n)$ .*
2. *Pruning a single regression tree with accumulated information (Algorithm 1) can be done in  $O(n)$  time, and therefore the cost of alpha-trimming a RF for a fixed value of  $\alpha$  is  $O(Bn)$ .*
3. *Evaluating OOB error for a forest is  $O(Bn \log_2 n)$  and therefore finding an optimal value of  $\alpha$  over a grid of size  $|\mathcal{A}|$  can be done in  $O(|\mathcal{A}|Bn \log_2 n)$  time.*

### 3.5 Previous work

Previous authors have identified that controlling the tree depth in a random forest can be beneficial in terms of predictive accuracy (Segal, 2004; Zhou and Mentch, 2023; Duroux and Scornet, 2018; Lin and Jeon, 2006). The general consensus among these authors is that the tree depth is a potentially valuable parameter that should be tuned. Zhou and Mentch (2023) emphasize that “shallow trees are advantageous when the signal-to-noise ratio in the data is low,” which is similar to the conclusion drawn in our work. However, our approach differs from that of Zhou and Mentch (2023) in that we consider approaches to pruning regression trees in settings where the signal-to-noise ratio may vary across the domain. Other work on controlling the depth of trees in a random forest, such as by Liu and Mazumder (2023), has focused more on the computational and storage gains that can be obtained by reducing the overall size of the ensemble.

In this work we consider pruning each tree within a RF ensemble by removing non-informative branches with the goal of offering better predictive accuracy. The closest work to ours in this regard is by Jiang et al. (2017), who focus on the problem of pruning classification trees within a RF ensemble using an information-based approach. Their Algorithm 1 is similar to our proposed pruning approach, except that they do not consider tuning the information penalty to find one that is optimal for predictive performance. Jiang et al.

(2017) focus on the classification setting and do not comment on when pruning would be beneficial (e.g., in low SNR settings).

Other work on the pruning of random forests has focused on the removal of entire trees from the ensemble. For instance, Manzali and Elfar (2023) offer a recent review of this literature. While this line of work can again be useful for reducing the memory requirements of ensembles such as RFs, the removal of entire trees does not directly address the need to decrease the depth of trees when the SNR is low. Furthermore, such an approach to pruning of ensembles does not consider the setting where the SNR varies across the domain.

With respect to individual trees, choosing splits and pruning using a likelihood-based approach has been previously explored. Ciampi (1991) propose pruning trees by considering the set of all possible subtrees starting from the root (top) node. They suggest to compute an AIC on each of these subtrees and select the optimally pruned tree with the smallest Akaike information criterion (AIC). Su et al. (2004) similarly frame regression trees in a maximum likelihood context and develop a different pruning algorithm. However, both of these approaches suffer from a similar flaw. They ignore the fact that the split-point location is an unknown parameter at each step that must be estimated from the data. The pruning algorithms of Ciampi (1991) and Su et al. (2004) treat these parameter values as if they are known in advance. Su et al. (2004) acknowledge that the split-point location is an estimated parameter, but they do not consider it in their penalty calculations. In contrast, in our work we directly address the estimation of the split-point parameter in our information criterion.

## 4. Simulation study design

We conduct a simulation study to examine the performance of: (1) our alpha-trimmed RFs (`AlphaTrim`); (2) default RFs (`RF`) with a fixed minimum node size of 5 for further splitting; and (3) standard RFs tuned by trying various node sizes (`RF_tuned`). The `RF_tuned` procedure differs from `AlphaTrim` because adjusting the minimum node size globally shrinks or expands the tree rather than adaptively selecting regions to prune based on the local SNR. As noted previously, tuning the minimum node size is seldom recommended in practice and so it is of general interest whether any method of controlling tree size can improve the predictive performance in a random forest.

The first part of the simulation study considers several basic examples that illustrate the behaviour of standard random forests as the SNR varies from low to high. In the second part of the simulation study we examine the performance of the various RF methods on 42 data sets from the work of Chipman et al. (2010), along with four additional synthetic data sets. All simulations are performed in R on an Intel i9 CPU with 32 GB of RAM.

### 4.1 SNR experiments

Standard *fully-grown* RFs struggle to model surfaces that are flat (low SNR) or have a mixture of regions with low and high SNR. We demonstrate these issues with some simulated examples. First, we fit a RF using the `ranger` package in R. In this package, the default is to control regression tree size by allowing splits on nodes with 5 or more observations. We denote this tuning parameter as  $n_{\min}$  so that with the `ranger` defaults we have  $n_{\min} = 5$ , which is controlled by the argument `min.node.size`. Note that this does not preclude creating smaller nodes, including nodes of size 1. We then re-fit the RFs using values of

$n_{\min} \in \{10, 20, 50, 100, 200, 300, 400, 500\}$ . Using the training set OOB errors, we estimate which value of  $n_{\min}$  should be optimal and then make predictions on the test set, denoting the predictor **RF-tuned**. In all cases we use  $B = 750$  trees. For each model and data set we compute the estimated root mean squared prediction error (RMSPE) using a test set with 1500 observations. We let  $d'$  denote the size of the subset of variables selected at random for each tree split in the forest. This parameter is controlled by the argument `mtry` in and we use the default provided by that package for regression trees, which is equal to  $d/3$ . For the alpha-trimmed trees, we set  $n_{\min} = 3$  and then adjust  $\alpha \in \{0, 0.1, 0.2, \dots, 3.0\}$  to control the size of the trees.

#### 4.1.1 CONSTANT SNR

To demonstrate the difficulties that RFs have in low SNR problems, we generate three data sets. The data are drawn from the model

$$Y_i | X_i = x_i \sim \mathcal{N}\left(\beta \cdot \sum_{j=1}^5 x_{ij}, 1\right), \quad X_i \stackrel{iid}{\sim} U([0, 1]^5),$$

for  $i = 1, 2, \dots, n$ , with  $n = 500$  in the training set and  $n = 1500$  in the test set. We consider  $\beta = 0$  (no signal),  $\beta = 0.5$  (low SNR), and  $\beta = 3$  (high SNR).

#### 4.1.2 MIXED LOW AND HIGH SNR

We also consider a situation that demonstrates why tuning the sizes of trees in a global manner via parameters such as `min.node.size` is not always appropriate. All of the settings are the same as in the first example with the exception that the response is now

$$Y_i | X_i = x_i \sim \mathcal{N}\left(10(x_i^{(1)} - 0.5) \cdot \mathbb{1}(x_i^{(1)} \geq 0.5), 1\right),$$

for  $i = 1, 2, \dots, n$ , with  $n = 500$  in the training set and  $n = 1500$  in the test set. This makes the true regression function take on an ‘‘elbow’’ shape with a joint at  $x^{(1)} = 0.5$ . Although the model is simple, it results in mixed levels of SNR in different regions.

## 4.2 Data sets and methods

We examine the performance of alpha-trimmed RFs compared to standard and tuned RFs on 42 data sets from Chipman et al. (2010), along with four additional data sets: **constant**, **elbow**, **logistic**, and **sine**. These additional data sets are artificially generated and are described in the appendices.

The alpha-trimmed RF is tuned by considering values of  $\alpha$  in  $\{0, 0.1, 0.2, \dots, 3.0\}$ . All RFs are fit with  $B = 750$  trees. For the alpha-trimmed RF and the tuned RF we try values of  $d' \in \{1, \lfloor \sqrt{d} \rfloor, \lfloor d/3 \rfloor, \lfloor 2d/3 \rfloor, d - 1\}$ , excluding any values that are less than 1. For the tuned RF, instead of tuning  $\alpha$  we tune  $n_{\min}$  by trying values in  $\{\lfloor 2(n/2)^0 \rfloor = 2, \lfloor 2 \cdot (n/2)^{1/30} \rfloor, \lfloor 2 \cdot (n/2)^{2/30} \rfloor, \dots, \lfloor 2 \cdot (n/2)^1 \rfloor = n\}$ . The alpha-trimmed RF always uses a constant value of  $n_{\min} = 3$ . For each of the data sets we compute the estimated RMSPE using six-fold cross-validation. This process is repeated 10 times using bootstrapped data sets so that an approximate 95%  $z$ -based confidence interval for the (ratio of) RMSPEs is obtained.

Table 1: Estimated RMSPEs from fitting an alpha-trimmed RF, RFs with varying restrictions on terminal node sizes, and a RF with tuned terminal node size. The simulations are performed with the data sets described in Section 4.1. Bolded entries in each column indicate methods with the lowest estimated RMSPE.

Method	SNR			
	0	Low	High	Elbow
AlphaTrim	0.975	1.030	<b>1.227</b>	<b>1.069</b>
RF-tuned	<b>0.974</b>	1.025	1.228	1.079
RF-5	1.016	1.053	1.228	1.077
RF-10	1.013	1.046	1.235	1.079
RF-20	1.006	1.039	1.265	1.078
RF-50	0.998	1.030	1.377	1.081
RF-100	0.992	1.025	1.530	1.104
RF-200	0.986	<b>1.023</b>	1.735	1.170
RF-300	0.983	1.028	1.870	1.225
RF-400	0.979	1.034	1.962	1.279
RF-500	<b>0.974</b>	1.058	2.218	1.876

## 5. Simulation results

### 5.1 SNR examples

Table 1 shows the estimated RMSPEs of the various RFs. Here, **RF-x** is an untuned RF with  $n_{\min}$  equal to  $x$ . When the slope is zero, the best predictor for the constant regression function is the forest with the most shallow trees. The more splits the trees make, the more they overfit the training data and the worse the predictions are on average in terms of variance. When the SNR is low but non-zero, the RFs with the largest trees overfit, while those with the smallest trees seem to underfit and do not capture the signal adequately. Finally, in the high SNR case, the larger trees show their merit. The RFs with larger trees (smaller value of  $n_{\min}$ ) fit much better than RFs using smaller trees (larger value of  $n_{\min}$ ). In all three cases, the alpha-trimmed RFs have an RMSPE comparable to the RF with tuned  $n_{\min}$ . When the SNR has regions of both high and low SNR, the alpha-trimmed trees have the lowest estimated RMSPE.

From our experiments it is apparent that tree sizes within the RF procedure should be tuned any time there is concern that the SNR is not very large. This is in contrast to some common recommendations in the literature. Additionally, alpha-trimmed RFs produce viable fits for the models we consider at all SNR levels. Fig. 3 additionally shows why  $n_{\min}$  tuning can be inadequate, as such an approach can fail to adapt to surfaces with both flat and changing patterns (mixed SNR), whereas alpha-trimmed RFs generally adapt better to such structures.

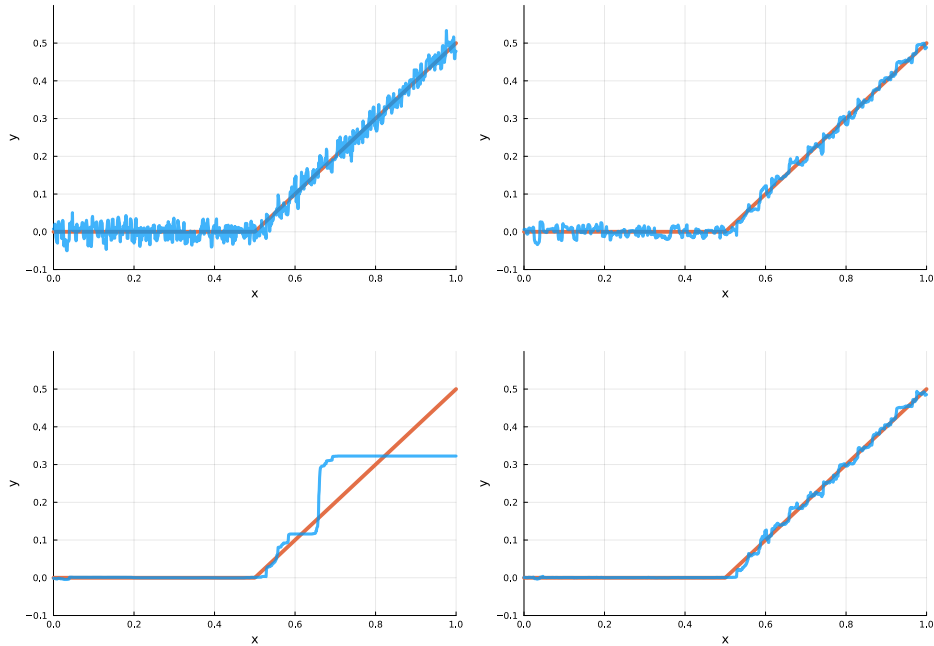


Figure 3: **Top left to bottom right:** Predicted values from RF-5, RF-25, RF-500, and AlphaTrim applied to a modified version of the `elbow` data.

## 5.2 Data sets

We examine the performance of our alpha-trimmed RF compared to default and tuned RFs on 46 data sets. Fig. 4 shows a comparison of the default RF with  $n_{\min} = 5$  and  $d' = d/3$ . The vertical axis is the RMSPE of the default RF divided by the RMSPE of the alpha-trimmed RF. The dot represents the average across 10 repetitions of six-fold cross-validation. Approximate 95%  $z$ -based confidence intervals are added based on estimates from the 10 replicates. We see that the alpha-trimmed RF is frequently favourable compared to the default RF and never significantly worse.

In Fig. 5, a comparison is made between the alpha-trimmed RF and the standard RF with tuned  $n_{\min}$ . In this case we see that the alpha-trimmed RF performs comparably to the tuned RF. Neither method is significantly better than the other in the majority of the data sets in Fig. 5. One possible explanation for this is that the 42 non-synthetic data sets of Chipman et al. (2010) may not have a greatly varying SNR across the domain. In any case, we again note that even an approach as simple as the tuning of  $n_{\min}$  is seldom recommended in practice and these simulation results suggest that there can be merit in tuning the depth of trees both locally and globally.

## 6. Conclusion

In this work we considered an adaptive approach to pruning individual regression trees in a random forest. Although pruning is contrary to the conventional wisdom that trees should

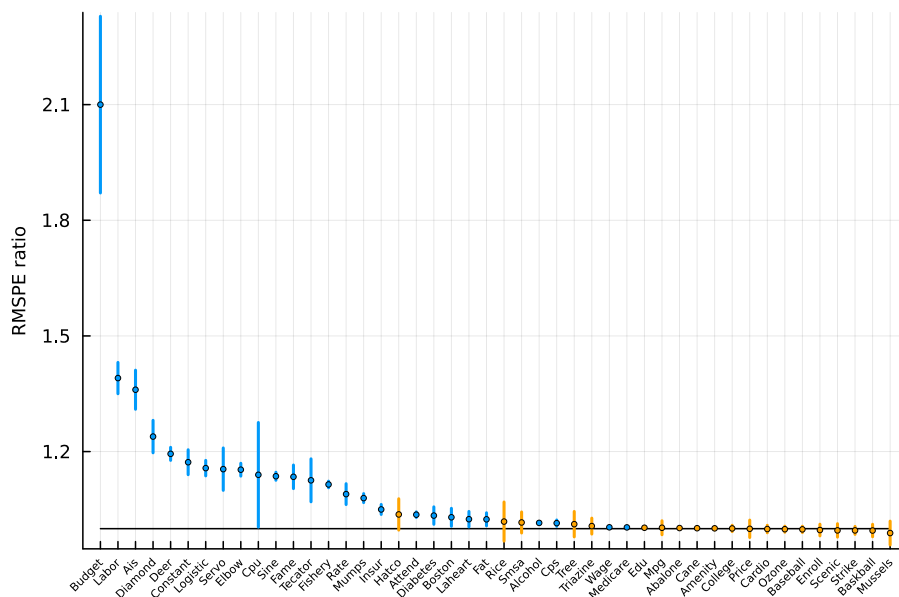


Figure 4: Comparison of alpha-trimmed RFs and default RFs on 46 data sets with approximate 95%  $z$ -based confidence intervals of ratios of RMSPEs. Blue, orange, and red bars indicate cases where the alpha-trimmed RF performed better than, similar to, or worse than the default RF.

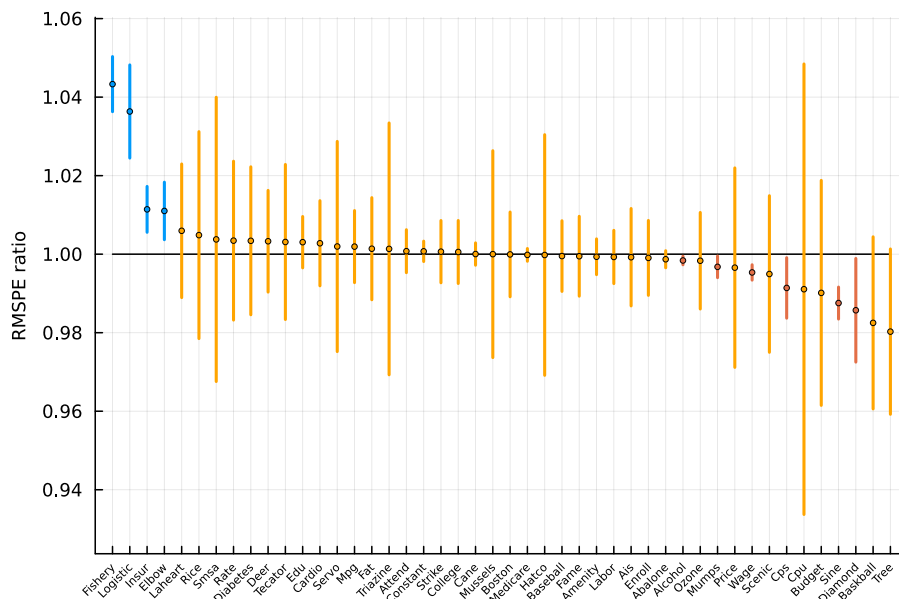


Figure 5: Comparison of alpha-trimmed RFs and tuned RFs on 46 data sets.

be fully grown, we found that our proposed alpha-trimming algorithm resulted in a mean squared prediction error that was often significantly lower, and never significantly higher,



when compared to default random forests with fully-grown trees across 46 example data sets. Our alpha-trimming algorithm contains a tuning parameter that controls the amount of pruning to be performed to each tree and the fully-grown random forest is a special case of this algorithm. The selection of the tuning parameter and the pruning procedure *does not* require cross-validation and can instead be done using out-of-bag observations. We therefore advocate our method as an efficient approach to pruning regression trees in a random forest adaptively, where more pruning is applied in regions with a low signal-to-noise ratio.

### **Acknowledgments and Disclosure of Funding**

We acknowledge the support of the Natural Sciences and Engineering Research Council of Canada (NSERC), [funding reference number RGPIN-2018-04868]. N.S. acknowledges the support of a Vanier Canada Graduate Scholarship.

## Appendix A: Proofs

In this section we prove the theoretical results presented in Section 3.4. Throughout, we use various properties of quadratic forms. (For a resource we refer the reader to Searle and Gruber (2016).)

*Proof of Proposition 3.1.* We proceed by recognizing that a weighted difference of the log-likelihoods for the tree root and stump models (when a split-point location is fixed) is distributed according to a chi-squared random variable. To determine the probability that one BIC is greater than another for the two models, we show that the probability that a chi-squared random variable is greater than the penalty (which is proportional to  $\log n$ ) decays appropriately so that a union bound over the possible split locations still yields the desired consistency result.

Define the quantities

$$\begin{aligned} V_{n_L,j} &= \sum_{i=1}^n (Y_i - \bar{Y})^2 - \sum_{i=1}^{n_L} (Y_i(j) - \bar{Y}_{L,n_L}(j))^2 - \sum_{i=n_L+1}^n (Y_i(j) - \bar{Y}_{R,n_L}(j))^2, \\ S_{n_L,j}(\sigma^2) &= \left\{ 3 \log(n) \leq \frac{1}{\sigma^2} V_{n_L,j} \right\} \\ S(\sigma^2) &= \bigcup_{\substack{n_L=1,\dots,n-1 \\ j=1,\dots,d}} S_{n_L,j}(\sigma^2) = \left\{ 3 \log(n) \leq \max_{\substack{n_L=1,\dots,n-1 \\ j=1,\dots,d}} \frac{1}{\sigma^2} V_{n_L,j} \right\}. \end{aligned}$$

Note that  $V_{n_L,j}/\sigma_0^2 \sim \chi_1^2$  where  $\sigma_0^2$  is the true variance under the tree root model (Searle and Gruber, 2016).

We begin by assuming that  $\sigma_0^2$ , the true variance under the tree root model is known. Letting  $Z \sim \mathcal{N}(0, 1)$ , we have

$$\mathbb{P}(S_{n_L,j}(\sigma_0^2)) = \mathbb{P}(Z^2 \geq 3 \log(n)) \leq \exp(-(3/2) \log(n)) = n^{-3/2}.$$

Therefore,

$$\begin{aligned} &\mathbb{P}(\text{BIC}_1(Z_1, \dots, Z_n; \sigma_0^2) > \text{BIC}_0(Z_1, \dots, Z_n; \sigma_0^2)) \\ &= 1 - \mathbb{P}(S(\sigma_0^2)) \\ &\geq 1 - \sum_{\substack{n_L=1,\dots,n-1 \\ j=1,\dots,d}} \mathbb{P}(S_{n_L,j}(\sigma_0^2)) \\ &\geq 1 - \frac{(n-1)d}{n^{3/2}}. \end{aligned}$$

For fixed  $d$ , as  $n \rightarrow \infty$  we have the desired consistency result with known  $\sigma_0^2$ .

We now show that the result still holds when  $\sigma_0^2$  is replaced with a consistent estimator  $\hat{\sigma}_n^2 \xrightarrow{P} \sigma_0^2$ . Because  $\sigma_0^2 > 0$ , we have  $1/\hat{\sigma}_n^2 \xrightarrow{P} 1/\sigma_0^2$ . From here, set  $\epsilon > 0$  sufficiently small, for example  $\epsilon = 0.2/\sigma_0^2$ . We also have  $\mathbb{P}(|1/\hat{\sigma}_n^2 - 1/\sigma_0^2| \leq \epsilon) \rightarrow 1$  as  $n \rightarrow \infty$ . Then, define

$$V = \max_{\substack{n_L=1,\dots,n-1 \\ j=1,\dots,d}} \left[ \sum_{i=1}^n (Y_i - \bar{Y})^2 - \sum_{i=1}^{n_L} (Y_i(j) - \bar{Y}_{L,n_L}(j))^2 - \sum_{i=n_L+1}^n (Y_i(j) - \bar{Y}_{R,n_L}(j))^2 \right].$$

Note that  $V \geq 0$ . Then,

$$\begin{aligned}
 & \mathbb{P}(\text{BIC}_1(Z_1, \dots, Z_n; \hat{\sigma}_n^2) > \text{BIC}_0(Z_1, \dots, Z_n; \hat{\sigma}_n^2)) \\
 & \geq \mathbb{P}\left(\left\{\frac{1}{\hat{\sigma}_n^2}V < 3\log(n)\right\} \cap \{|1/\hat{\sigma}_n^2 - 1/\sigma_0^2| \leq \epsilon\}\right) \\
 & = \mathbb{P}\left(\left\{\left(\frac{1}{\sigma_0^2} + \frac{1}{\hat{\sigma}_n^2} - \frac{1}{\sigma_0^2}\right)V < 3\log(n)\right\} \cap \{|1/\hat{\sigma}_n^2 - 1/\sigma_0^2| \leq \epsilon\}\right) \\
 & \geq \mathbb{P}\left(\left\{\left(\frac{1}{\sigma_0^2} + \epsilon\right)V < 3\log(n)\right\} \cap \{|1/\hat{\sigma}_n^2 - 1/\sigma_0^2| \leq \epsilon\}\right) \\
 & = \mathbb{P}\left(\left\{\frac{1}{\sigma_0^2}V < 2.5\log(n)\right\} \cap \{|1/\hat{\sigma}_n^2 - 1/\sigma_0^2| \leq \epsilon\}\right) \\
 & \rightarrow 1,
 \end{aligned}$$

as  $n \rightarrow \infty$  because the probability of each event approaches one. (The argument for the first event is the same as in the first part of the proof with known  $\sigma_0^2$ .)  $\square$

*Proof of Proposition 3.2.* We first prove the result assuming that  $\sigma_1^2$ , the true variance under the tree stump model, is known. Let  $N_L = \sum_{i=1}^n \mathbb{1}(X_i^{(j)} < l)$  be the number of observations strictly to the left of a fixed  $l$  along the  $j^{\text{th}}$  variable. Defining  $N_R = n - N_L$ , set

$$\bar{Y}_{L,l} = N_L^{-1} \sum_{i=1}^n Y_i \mathbb{1}(X_i^{(j)} < l), \quad \bar{Y}_{R,l} = N_R^{-1} \sum_{i=1}^n Y_i \mathbb{1}(X_i^{(j)} \geq l).$$

Finally, define

$$D = \sum_{i=1}^n (Y_i - \bar{Y})^2 - \sum_{i=1}^n (Y_i - \bar{Y}_{L,l})^2 \mathbb{1}(X_i^{(j)} < l) - \sum_{i=1}^n (Y_i - \bar{Y}_{R,l})^2 \mathbb{1}(X_i^{(j)} \geq l).$$

From this split, we see that

$$\mathbb{P}(\text{BIC}_0(Z_1, \dots, Z_n; \sigma_1^2) > \text{BIC}_1(Z_1, \dots, Z_n; \sigma_1^2)) \geq \mathbb{P}(\{D/\sigma_1^2 > 3\log(n)\} \cap \{N_L \notin \{0, n\}\}).$$

Under our assumptions,  $\mathbb{P}(N_L \notin \{0, n\}) \rightarrow 1$  as  $n \rightarrow \infty$ . We proceed to show that  $\mathbb{P}(D/\sigma_1^2 > 3\log(n)) \rightarrow 1$ . Set

$$G_n = \left\{N_L < n^{1/2}\right\} \cup \left\{N_L > n - n^{1/2}\right\},$$

so that

$$\mathbb{P}(D/\sigma_1^2 \leq 3\log(n)) = \mathbb{P}(\{D/\sigma_1^2 \leq 3\log(n)\} \cap G_n) + \mathbb{P}(\{D/\sigma_1^2 \leq 3\log(n)\} \cap G_n^c). \quad (8)$$

Under our assumptions, and as a consequence of the weak law of large numbers,  $\mathbb{P}(G_n) \rightarrow 0$  as  $n \rightarrow \infty$ . Therefore, the first term on the right side of (8) approaches zero. For the second term on the right side of (8), observe that for a fixed  $n_L \in \{1, \dots, n-1\}$ ,

$$\mathbb{P}(D/\sigma_1^2 \leq 3\log(n) \mid N_L = n_L) = \mathbb{P}(Q_{\lambda(n_L)} \leq 3\log(n)),$$

where  $Q \sim \chi_1^2(\lambda(n_L))$ , which is a non-central chi-square distribution with one degree of freedom and non-centrality parameter

$$\lambda(n_L) = \frac{n_L(n - n_L)}{2n\sigma_1^2}(\mu_1 - \mu_2)^2,$$

using the parameterization presented in Searle and Gruber (2016). Note that for  $n_L \in [n^{1/2}, n - n^{1/2}]$ , the minimum of  $\lambda(n_L)$  is

$$\lambda^* = \lambda(n^{1/2}) = \lambda(n - n^{1/2}) = \frac{n^{1/2}(n - n^{1/2})}{2n\sigma_1^2}(\mu_1 - \mu_2)^2.$$

For a sufficiently small  $t > 0$ ,

$$\begin{aligned} & \mathbb{P}(\{D/\sigma_1^2 \leq 3 \log(n)\} \cap G^c) \\ &= \mathbb{P}(\{D/\sigma_1^2 \leq 3 \log(n)\} \cap \{N_L = \lceil \sqrt{n} \rceil\}) \\ & \quad + \dots + \mathbb{P}(\{D/\sigma_1^2 \leq 3 \log(n)\} \cap \{N_L = \lfloor n - \sqrt{n} \rfloor\}) \\ &\leq \mathbb{P}(Q_{\lambda^*} \leq 3 \log(n)) \\ &= \mathbb{P}(-tQ_{\lambda^*} \geq -3t \log(n)) \\ &= \mathbb{P}(\exp(-tQ_{\lambda^*}) \geq n^{-3t}) \\ &\leq \mathbb{E}(\exp(-tQ_{\lambda^*})) \cdot n^{3t} \\ &= \frac{1}{(1+2t)^{1/2}} \exp \left\{ -\frac{n^{1/2}(n - n^{1/2})}{2n\sigma_1^2}(\mu_1 - \mu_2)^2[1 - (1+2t)^{-1}] + 3t \log(n) \right\} \\ &= \frac{1}{(1+2t)^{1/2}} \exp \left\{ -\frac{1}{2\sigma_1^2}n^{1/2} \left(1 - \frac{1}{\sqrt{n}}\right) (\mu_1 - \mu_2)^2[1 - (1+2t)^{-1}] + 3t \log(n) \right\} \\ &\rightarrow 0, \end{aligned}$$

as  $n \rightarrow \infty$ , because  $|\mu_1 - \mu_2| > 0$  and  $1 - 1/(1+2t) > 0$ .

We now show that the consistency result still holds when  $\sigma_1^2$  is replaced with a consistent estimate  $\hat{\sigma}_n^2$ . Let  $D \geq 0$  be as above and note that  $\mathbb{P}(N_L \notin \{0, n\}) \rightarrow 1$ . As for the proof of Proposition 3.1 with  $\hat{\sigma}_n^2$ , set  $\epsilon = 0.2/\sigma_1^2$ , for example. We then have

$$\begin{aligned} & \mathbb{P}(\text{BIC}_0(Z_1, \dots, Z_n; \hat{\sigma}_n^2) > \text{BIC}_1(Z_1, \dots, Z_n; \hat{\sigma}_n^2)) \\ &\geq \mathbb{P} \left( \left\{ \frac{1}{\hat{\sigma}_n^2} D > 3 \log(n) \right\} \cap \{N_L \notin \{0, n\}\} \cap \{|1/\hat{\sigma}_n^2 - 1/\sigma_1^2| \leq \epsilon\} \right) \\ &= \mathbb{P} \left( \left\{ \left( \frac{1}{\sigma_1^2} + \frac{1}{\hat{\sigma}_n^2} - \frac{1}{\sigma_1^2} \right) D > 3 \log(n) \right\} \cap \{N_L \notin \{0, n\}\} \cap \{|1/\hat{\sigma}_n^2 - 1/\sigma_1^2| \leq \epsilon\} \right) \\ &\geq \mathbb{P} \left( \left\{ \left( \frac{1}{\sigma_1^2} - \epsilon \right) D > 3 \log(n) \right\} \cap \{N_L \notin \{0, n\}\} \cap \{|1/\hat{\sigma}_n^2 - 1/\sigma_1^2| \leq \epsilon\} \right) \\ &= \mathbb{P} \left( \left\{ \frac{1}{\sigma_1^2} D > 3.75 \log(n) \right\} \cap \{N_L \notin \{0, n\}\} \cap \{|1/\hat{\sigma}_n^2 - 1/\sigma_1^2| \leq \epsilon\} \right) \\ &\rightarrow 1, \end{aligned}$$

as  $n \rightarrow \infty$ , by the same argument as above for known  $\sigma_1^2$ . □

*Proof of Proposition 3.3.* We show that for any  $j \in \{0, 1, \dots, k-1\}$ ,

$$\mathbb{E}[(\hat{\mu}(X) - \mu(X))^2] = \frac{\sigma^2}{m} + \left(1 + \frac{1}{m}\right) \cdot \frac{\beta^2}{12k^2}, \quad X \sim U([j/k, (j+1)/k]).$$

Without loss of generality suppose  $j = 0$  and consider any  $X \in [0, 1/k)$ . Note that

$$\mathbb{E}[\hat{\mu}(X) | X] - \mu(X) = \mathbb{E}[m^{-1}(Y_1 + \dots + Y_m)] - \beta X = \beta \left(\frac{1}{2k} - X\right).$$

Similarly,

$$\text{Var}[\hat{\mu}(X) | X] = \frac{1}{m} \left(\sigma^2 + \frac{\beta^2}{12k^2}\right).$$

Therefore,

$$\begin{aligned} \mathbb{E}[(\hat{\mu}(X) - \mu(X))^2 | X] &= (\mathbb{E}[\hat{\mu}(X) | X] - \mu(X))^2 + \text{Var}[\hat{\mu}(X) | X] \\ &= \left(\beta \left(\frac{1}{2k} - X\right)\right)^2 + \frac{1}{m} \left(\sigma^2 + \frac{\beta^2}{12k^2}\right). \end{aligned}$$

Taking expectations over the randomness in  $X \sim U([0, 1/k))$  yields the desired result.  $\square$

*Proof of Proposition 3.4.* The results are based on work in Henrey (2016).  $\square$

## Appendix B: Additional experimental details

### Generation of synthetic data

Here we describe the generation of the four synthetic data sets used in our simulation study: **constant**, **elbow**, **logistic**, and **sine**.

In all settings we set  $n = 1,000$  and  $X_1, \dots, X_n \stackrel{iid}{\sim} U(0, 1)$ , with  $Y_i | X_i \sim \mathcal{N}(\mu(X_i), \sigma^2)$  for some values of  $\mu$  and  $\sigma^2$ . For the **constant** dataset, we have  $\mu(x) = 0$  and  $\sigma^2 = 1/1000$ . For the **elbow** dataset, we have  $\mu(x) = 0$  if  $x < 0.5$  and  $\mu(x) = x - 0.5$  if  $x \geq 0.5$ , with  $\sigma^2 = 1/1000$ . For the **logistic** dataset, we use  $\mu(x) = 1/(1 + \exp(15 - 30x))$  and  $\sigma^2 = 0.005$ . Finally, for the **sine** dataset, we have  $\mu(x) = \sin(2\pi x)$  and  $\sigma^2 = 0.05$ . After generating the data, the responses  $Y_i$  are normalized to have mean zero and unit variance.

### Additional alpha-trimming implementation details

On occasion, estimates of  $\hat{\sigma}^2$  for a sub-tree are very small (e.g., when the tree follows the training data too closely). When  $\hat{\sigma}^2 < 10^{-15}$ , we replace the variance estimate with  $\hat{\sigma}_{\text{terminal}}^2/2$ , where  $\hat{\sigma}_{\text{terminal}}^2$  is the estimate of the variance under the assumption that the given node is a terminal node. If  $\hat{\sigma}^2$  is still below the threshold of  $10^{-15}$ , we throw an error and suggest to increase the `min.node.size` parameter.

## References

- Mariana Belgiu and Lucian Drăguț. Random forest in remote sensing: A review of applications and future directions. *ISPRS Journal of Photogrammetry and Remote Sensing*, 114: 24–31, 2016.
- Leo Breiman. Random forests. *Machine Learning*, 45:5–32, 2001.
- Leo Breiman, Jerome Friedman, Charles J Stone, and Richard A Olshen. *Classification and Regression Trees*. CRC Press, 1984.
- Hugh A Chipman, Edward I George, and Robert E McCulloch. BART: Bayesian additive regression trees. *The Annals of Applied Statistics*, 4(1):266–298, 2010.
- Antonio Ciampi. Generalized regression trees. *Computational Statistics & Data Analysis*, 12(1):57–78, 1991.
- Roxane Duroux and Erwan Scornet. Impact of subsampling and tree depth on random forests. *ESAIM: Probability and Statistics*, 22:96–128, 2018.
- Trevor Hastie, Robert Tibshirani, Jerome H Friedman, and Jerome H Friedman. *The Elements of Statistical Learning: Data Mining, Inference, and Prediction*, volume 2. Springer, 2009.
- Andrew James Dennis Henrey. *Statistical Learning Tools for Heteroskedastic Data*. PhD thesis, Simon Fraser University: Department of Statistics and Actuarial Science, 2016.
- Xiangkui Jiang, Chang-an Wu, and Huaping Guo. Forest pruning based on branch importance. *Computational Intelligence and Neuroscience*, 2017(1):3162571, 2017.
- Yi Lin and Yongho Jeon. Random forests and adaptive nearest neighbors. *Journal of the American Statistical Association*, 101(474):578–590, 2006.
- Brian Liu and Rahul Mazumder. ForestPrune: Compact depth-pruned tree ensembles. In *International Conference on Artificial Intelligence and Statistics*, pages 9417–9428. PMLR, 2023.
- Youness Manzali and Mohamed Elfar. Random forest pruning techniques: A recent review. In *Operations Research Forum*, volume 4, page 43. Springer, 2023.
- Yoshiyuki Ninomiya. Change-point model selection via AIC. *Annals of the Institute of Statistical Mathematics*, 67:943–961, 2015.
- Pavel G Polishchuk, Eugene N Muratov, Anatoly G Artemenko, Oleg G Kolumbin, Nail N Muratov, and Victor E Kuz'min. Application of random forest approach to QSAR prediction of aquatic toxicity. *Journal of Chemical Information and Modeling*, 49(11): 2481–2488, 2009.
- Gideon Schwarz. Estimating the dimension of a model. *The Annals of Statistics*, pages 461–464, 1978.

- Shayle R Searle and Marvin HJ Gruber. *Linear Models*. John Wiley & Sons, 2016.
- Mark R Segal. Machine learning benchmarks and random forest regression. 2004.
- Gang Shen and Jayanta K Ghosh. Developing a new BIC for detecting change-points. *Journal of Statistical Planning and Inference*, 141(4):1436–1447, 2011.
- Xiaogang Su, Morgan Wang, and Juanjuan Fan. Maximum likelihood regression trees. *Journal of Computational and Graphical Statistics*, 13(3):586–598, 2004.
- Nikola Surjanovic. An efficient approach to pruning regression trees using a modified Bayesian information criterion. Master’s thesis, Simon Fraser University: Department of Statistics and Actuarial Science, 2021.
- Siyu Zhou and Lucas Mentch. Trees, forests, chickens, and eggs: When and why to prune trees in a random forest. *Statistical Analysis and Data Mining: The ASA Data Science Journal*, 16(1):45–64, 2023.