

On the Robustness of Kernel Goodness-of-Fit Tests

Xing Liu

Department of Mathematics
Imperial College London

xing.liu16@imperial.ac.uk

François-Xavier Briol

Department of Statistical Science
University College London

f.briol@ucl.ac.uk

Abstract

Goodness-of-fit testing is often criticized for its lack of practical relevance; since “all models are wrong”, the null hypothesis that the data conform to our model is ultimately always rejected when the sample size is large enough. Despite this, probabilistic models are still used extensively, raising the more pertinent question of whether the model is good enough for a specific task. This question can be formalized as a robust goodness-of-fit testing problem by asking whether the data were generated by a distribution corresponding to our model up to some mild perturbation. In this paper, we show that existing kernel goodness-of-fit tests are not robust according to common notions of robustness including qualitative and quantitative robustness. We also show that robust techniques based on tilted kernels from the parameter estimation literature are not sufficient for ensuring both types of robustness in the context of goodness-of-fit testing. We therefore propose the first robust kernel goodness-of-fit test which resolves this open problem using kernel Stein discrepancy balls, which encompass perturbation models such as Huber contamination models and density uncertainty bands.

1 Introduction

Goodness-of-fit (GOF) testing (D’Agostino, 1986; Lehmann & Romano, 2022, Chapter 16) tackles the question of whether a given probabilistic model has generated some observed data. More formally, given a model P and observations drawn independently from some distribution Q , GOF testing compares the null hypothesis $H_0 : Q = P$ against the alternative hypothesis $H_1 : Q \neq P$. This process is fundamental to validating a model before it is used for predictions, decision-making, or providing probabilistic guarantees on important quantities of interest. Indeed, GOF testing is closely linked to the concept of statistical significance, which now permeates almost all areas of science and engineering.

In this paper, we focus exclusively on kernel-based GOF tests (Chwialkowski et al., 2016; Liu et al., 2016). Unlike most classical alternatives such as likelihood-ratio tests (Hogg et al., 1977, Chapter 8.7) and Kolmogorov-Smirnov tests (Kolmogorov, 1933), kernel GOF tests can be used for models for which we do not have a closed-form expression of the density or distribution function. This is a significant advantage since it enables their use for models which are beyond the reach of other tests, including many modern flexible density estimation models, energy-based models, large graphical models, and Bayesian posteriors. Kernel-based GOF tests achieve this through a tractable test statistic based on the *score function* (i.e., the gradient of the log-density), which is widely available since it can be evaluated without knowledge of the normalization constant of the density. This property has made kernel GOF test popular and has led to numerous extensions specializing the approach to problems from survival analysis (Fernandez et al., 2020) to inference with manifold data (Xu & Matsuda, 2020), graphs (Xu & Reinert, 2021) and protein data (Amin et al., 2023).

A significant drawback of GOF testing is the following conundrum: in almost all real-world applications, models are wrong, leading GOF tests to ultimately reject the null hypothesis as the sample size grows. However, there is often a difference between statistical significance from a GOF perspective, and practical

Table 1: Summary of theoretical contributions on the robustness of kernel GOF tests provided in this paper.

Goodness-of-Fit Test	Qualitative robustness	Quantitative Robustness	Result
Existing KSD test + stationary kernels	✗	✗	Theorem 1
Existing KSD test + tilted kernels	✓	✗	Theorem 3
Novel KSD tests proposed in this paper	✓	✓	Theorem 4

relevance of the model for downstream tasks. For instance, *data corruption* may arise in signal processing due to sensor failures (Rizzoni & Min, 1991; Sharma et al., 2010), in classification tasks due to mislabelled entities (Frénay & Verleysen, 2013), and in radio systems due to impulsive noise (Blackard et al., 1993). In these cases, H_0 may be rejected even though P is *almost* correct up to these mild perturbations, and as such could still be a useful model for predictions or providing probabilistic statements on quantities of interest. This conundrum has led to the development of *robust tests* (Huber, 1965; LeCam, 1973; Dabak & Johnson, 1994; Fauß et al., 2021), which aim to control the Type-I error rate (the probability of rejecting the null hypothesis) under a *composite* null hypothesis $H_0^C : Q \in \mathcal{P}_0$, where \mathcal{P}_0 is a family of probability distributions called the uncertainty set (Fauß et al., 2021). This uncertainty set is constructed to include P and distributions close to P in some appropriate notion of similarity. By designing \mathcal{P}_0 to include potential contaminations, such as adversarial contaminations or outliers, the composite null H_0^C can now hold in realistic scenarios, thus avoiding the aforementioned conundrum and thereby aligning statistical and practical significance.

Unfortunately, robust kernel GOF tests are absent from the existing literature on kernel tests. The closest work is that of Sun & Zou (2023); Schrab & Kim (2024), who proposed robust tests using uncertainty sets defined by the Maximum Mean Discrepancy (MMD; Gretton et al. (2012)). These tests require samples from *both* Q and P and are thus applicable when simulating from P is feasible (see e.g. Lloyd & Ghahramani (2015)), but this would likely lead to significant additional computational cost and a lack of statistical efficiency due to the extra error induced by simulations.

Instead, we propose a novel class of robust kernel GOF tests based on the kernel Stein discrepancy (KSD). These tests are appropriate in the *one-sample* setting where only samples from Q are available, and where only an unnormalized density of P is available. To guarantee robustness to mild perturbations, we make use of tilted kernels proposed in a related construction for robust parameter estimation in Barp et al. (2019); Matsubara et al. (2022). We then study qualitative and quantitative robustness, two notions of robustness which concern the insensitivity of a test to perturbations in a neighborhood of P and which are formally introduced in Section 2.3. Our contributions are summarized in Table 1 and described as follows:

1. In Section 3, we study the robustness properties of existing KSD tests. We show that KSD tests with stationary kernels are *not* robust both under infinitesimally small model deviation (which we call *qualitative robustness*) and against a fixed class of misspecified models (called *quantitative robustness*). We then show that qualitative robustness can be guaranteed by using appropriately tilted kernels, but this is *not* sufficient to guarantee quantitative robustness.
2. In Section 4, we propose a kernel GOF test that controls the Type-I error rate against all distributions in a KSD-ball of radius $\theta > 0$ centered at P . This test is straightforward to implement since it is identical to existing KSD tests up to a shift of the test statistic by θ . We then make recommendation on how θ should be selected to ensure common perturbations such as Huber contaminations (which includes outliers) or density-band contaminations are contained within the KSD-ball.

2 Background

We now review the background that is essential for understanding the contributions of this work, including the kernel Stein discrepancy and robust GOF testing. We begin by briefly summarizing our notation.

Notation Let $\mathcal{P}(\mathbb{R}^d)$ denote the set of probability measures on \mathbb{R}^d . Given an integer $r > 0$, \mathcal{C}^r is the set of functions $f : \mathbb{R}^d \rightarrow \mathbb{R}$ that are r -times continuously differentiable. The gradient of $f \in \mathcal{C}^1$ is denoted $\nabla f(\mathbf{x}) =$

$(\partial_1 f(\mathbf{x}), \dots, \partial_d f(\mathbf{x}))^\top$. The set \mathcal{C}_b^1 contains functions in \mathcal{C}^1 that are bounded and with bounded gradient, and the set \mathcal{C}_b^2 contains $f \in \mathcal{C}_b^1$ for which $\sup_{\mathbf{x} \in \mathbb{R}^d} |\nabla^\top \nabla f(\mathbf{x})| < \infty$, where $\nabla^\top \nabla f(\mathbf{x}) = \sum_{j=1}^d \partial_j \partial_j f(\mathbf{x})$. For a function $k : \mathbb{R}^d \times \mathbb{R}^d \rightarrow \mathbb{R}$ with two arguments, $\nabla_i k(\mathbf{x}, \mathbf{x}')$ will be used to denote its gradient with respect to the i -th argument respectively for $i = 1, 2$, and we define $\nabla_1^\top \nabla_2 k(\mathbf{x}, \mathbf{x}') = \sum_{j=1}^d \partial_{1j} \partial_{2j} k(\mathbf{x}, \mathbf{x}')$, where $\partial_{ij} k(\mathbf{x}, \mathbf{x}') = [\nabla_i k(\mathbf{x}, \mathbf{x}')]_j$ for $i = 1, 2$ and $j = 1, \dots, d$. The set $\mathcal{C}^{(1,1)}$ (resp., $\mathcal{C}_b^{(1,1)}$) denotes all functions $k : \mathbb{R}^d \times \mathbb{R}^d \rightarrow \mathbb{R}$ with $(\mathbf{x}, \mathbf{x}') \mapsto \partial_{1j} \partial_{2j} k(\mathbf{x}, \mathbf{x}')$ continuous (resp., continuous and bounded) for all $j = 1, \dots, d$.

2.1 The Kernel Stein Discrepancy

A key ingredient for kernel GOF tests is the kernel Stein discrepancy (KSD, Chwialkowski et al. (2016); Liu et al. (2016); Gorham & Mackey (2017); Oates et al. (2017)). Throughout, we assume $P, Q \in \mathcal{P}(\mathbb{R}^d)$, and P admits a Lebesgue density function $p \in \mathcal{C}^1$ with full support on \mathbb{R}^d . Let $k \in \mathcal{C}^{(1,1)}$ be a scalar-valued reproducing kernel with associated reproducing kernel Hilbert space (RKHS, Berlinet & Thomas-Agnan, 2004) denoted by \mathcal{H}_k . The *Langevin KSD* gives a notion of discrepancy between Q and P and is defined as

$$D(Q, P) := \sup_{f \in \mathcal{B}} |\mathbb{E}_{\mathbf{X} \sim Q}[(\mathcal{A}_p f)(\mathbf{X})]| = \sup_{f \in \mathcal{B}} \left| \int_{\mathbb{R}^d} (\mathcal{A}_p f)(\mathbf{x}) Q(d\mathbf{x}) \right|,$$

where $\mathcal{B} := \{h = (h_1, \dots, h_d) : h_j \in \mathcal{H}_k \text{ and } \sum_{j=1}^d \|h_j\|_{\mathcal{H}_k}^2 \leq 1\}$ is the unit ball in the d -times Cartesian product \mathcal{H}_k^d of the RKHS \mathcal{H}_k . The operator \mathcal{A}_p is a linear operator called the *Langevin Stein operator* and it maps (suitably regular) vector-valued functions f to scalar-valued ones via $(\mathcal{A}_p f)(\mathbf{x}) := \mathbf{s}_p(\mathbf{x})^\top f(\mathbf{x}) + \nabla^\top f(\mathbf{x})$, where $\mathbf{s}_p(\mathbf{x}) := \nabla_{\mathbf{x}} \log p(\mathbf{x})$ is known as the (*Hyvärinen*) *score function* of P (Hyvärinen, 2005). Throughout this paper, we will shorten Langevin KSD to KSD for brevity, but note that other Stein operators can also be used to construct KSDs; see Anastasiou et al. (2023) for a review. When $\mathbb{E}_{\mathbf{X} \sim P}[\|\mathbf{s}_p\|_2] < \infty$, the *squared KSD* admits the following double-integral form (Barp et al., 2022, Corollary 2.10; Gorham & Mackey, 2017)

$$D^2(Q, P) = \mathbb{E}_{\mathbf{X}, \mathbf{X}' \sim Q}[u_p(\mathbf{X}, \mathbf{X}')] = \int_{\mathbb{R}^d} \int_{\mathbb{R}^d} u_p(\mathbf{x}, \mathbf{x}') Q(d\mathbf{x}) Q(d\mathbf{x}'), \quad (1)$$

$$u_p(\mathbf{x}, \mathbf{x}') := \mathbf{s}_p(\mathbf{x})^\top \mathbf{s}_p(\mathbf{x}') k(\mathbf{x}, \mathbf{x}') + \mathbf{s}_p(\mathbf{x})^\top \nabla_2 k(\mathbf{x}, \mathbf{x}') + \nabla_1 k(\mathbf{x}, \mathbf{x}')^\top \mathbf{s}_p(\mathbf{x}') + \nabla_1^\top \nabla_2 k(\mathbf{x}, \mathbf{x}'), \quad (2)$$

whenever $D^2(Q, P)$ is well-defined. The function u_p is also a reproducing kernel, known as the *Stein (reproducing) kernel*. The main advantage of the KSD is that it is computable even if p is unnormalized. Indeed, u_p depends on p only through \mathbf{s}_p , which does not depend on the normalizing constant of p (as the constant is cancelled due to the differentiation). The KSD can be straightforwardly estimated at $\mathcal{O}(n^2)$ cost using a V-statistic estimator, which is non-negative and biased but consistent. It is formed by replacing Q with its empirical version Q_n based on independent observations $\mathbb{X}_n := \{\mathbf{X}_i\}_{i=1}^n$ drawn from Q :

$$D^2(\mathbb{X}_n) := D^2(Q_n, P) = \frac{1}{n^2} \sum_{i=1}^n \sum_{j=1}^n u_p(\mathbf{X}_i, \mathbf{X}_j), \quad (3)$$

where we have overloaded the notation by writing $D^2 : (\mathbb{R}^d)^n \rightarrow [0, \infty)$ as a test statistic. An alternative estimator is the U-statistic, which differs from (3) by summing only over *disjoint* pairs $i \neq j$. Although the U-statistic is unbiased, it can take negative values. Therefore, in this paper, we focus on V-statistics, leaving a discussion on how to extend our results to U-statistics to Appendix C.

When the kernel k is *characteristic*, the KSD is *P-separating*, meaning that $D(Q, P) \geq 0$ with equality if and only if $Q = P$ for all Q that finitely integrates $\|\mathbf{s}_p\|_2$; see, e.g., Barp et al. (2022, Theorem 3.2). Most characteristic kernels used in kernel GOF tests are sufficiently smooth stationary kernels of the form $k(\mathbf{x}, \mathbf{x}') = h(\mathbf{x} - \mathbf{x}')$, where $h \in \mathcal{C}_b^2$ and $h(0) > 0$. These include the squared exponential kernel $k(\mathbf{x}, \mathbf{x}') = \exp(-\|\mathbf{x} - \mathbf{x}'\|^2 / (2\lambda^2))$ and the inverse multi-quadric (IMQ) kernel $k(\mathbf{x}, \mathbf{x}') = (1 + \|\mathbf{x} - \mathbf{x}'\|_2^2 / \lambda^2)^{-b}$, where $b > 0$, and $\lambda > 0$ is a hyperparameter known as the *bandwidth*. The IMQ kernel is often preferred in practice since the resulting KSD has the desirable property of *P-convergence control* (Gorham & Mackey, 2017; Barp et al., 2022). The bandwidth λ also plays a crucial role in the performance of kernel-based tests (Reddi et al., 2015; Ramdas et al., 2015; Huang et al., 2023), and a *median-heuristic* (Fukumizu et al., 2009, Section 5) is often used to select its value in practice (Liu et al., 2016; Chwialkowski et al., 2016).

2.2 Kernel Goodness-of-Fit Testing

The KSD provides a natural quantity to construct a test statistic since, by the P -separation property of KSD, testing $H_0 : Q = P$ is equivalent to testing whether $D(Q, P) = 0$. Since the KSD is non-negative, A GOF test can therefore be constructed whereby H_0 is rejected for large values of the KSD estimate (Chwialkowski et al., 2016; Liu et al., 2016). KSD tests have been used for GOF testing with unnormalized models in a wide range of applications and data structures (Yang et al., 2018; Fernandez et al., 2020; Xu & Reinert, 2021; Xu & Matsuda, 2021; Amin et al., 2023). Extensions have also been developed to address its limitations, such as high computational cost (Jitkrittum et al., 2017; Huggins & Mackey, 2018), difficulty in bandwidth selection (Schrab et al., 2022) and lack of test power against certain alternatives (Liu et al., 2023).

A significant practical challenge with KSD tests is determining an appropriate decision threshold. A valid threshold can be obtained by considering the quantiles of the null distribution of $D^2(\mathbb{X}_n)$, but since this distribution is not usually tractable, a bootstrap procedure is often employed to estimate it. This is done by computing the empirical quantiles based on bootstrap samples of the form

$$D_{\mathbf{W}}^2(\mathbb{X}_n) = \frac{1}{n^2} \sum_{i=1}^n \sum_{j=1}^n (W_i - 1)(W_j - 1) u_p(\mathbf{X}_i, \mathbf{X}_j), \quad (4)$$

where $\mathbf{W} := (W_1, \dots, W_n) \sim \text{Multinomial}(n; 1/n, \dots, 1/n)$. This procedure, called *Efron's bootstrap* or *weighted bootstrap* (Arcones & Gine, 1992; Janssen, 1994), assigns a multinomial weight to each observation, which mimics recomputing the test statistic using data re-sampled from \mathbb{X}_n without replacement. Other bootstrap methods such as wild bootstraps (Leucht & Neumann, 2013; Shao, 2010) are also viable, particularly when the samples are potentially correlated (Chwialkowski et al., 2016), but we focus on the weighted bootstrap since they perform similarly for independent samples, as shown in Appendix B.7. The test threshold is selected as the $(1 - \alpha)$ -quantile of the distribution of $D_{\mathbf{W}}^2(\mathbb{X}_n)$ conditional on \mathbb{X}_n , i.e.,

$$q_{\infty, 1-\alpha}^2 = q_{\infty, 1-\alpha}^2(\mathbb{X}_n) := \inf \{u \in \mathbb{R} : 1 - \alpha \leq \Pr_{\mathbf{W}} (D_{\mathbf{W}}^2(\mathbb{X}_n) \leq u \mid \mathbb{X}_n)\}. \quad (5)$$

In practice, this quantile is approximated with Monte-Carlo estimation by first drawing B independent copies $\{\mathbf{W}^b\}_{b=1}^B$ of \mathbf{W} , and then computing

$$q_{B, 1-\alpha}^2 = q_{B, 1-\alpha}^2(\mathbb{X}_n) := \inf \left\{ u \in \mathbb{R} : 1 - \alpha \leq \frac{1}{B+1} \left(\mathbb{1}\{D^2(\mathbb{X}_n) \leq u\} + \sum_{b=1}^B \mathbb{1}\{D_{\mathbf{W}^b}^2(\mathbb{X}_n) \leq u\} \right) \right\}, \quad (6)$$

where $\mathbb{1}\{\mathcal{A}\}$ denotes the indicator function for the event \mathcal{A} . The KSD test then rejects H_0 if $D^2(\mathbb{X}_n) > q_{B, 1-\alpha}^2$. This test is asymptotically well-calibrated for $H_0 : Q = P$ (Liu et al., 2016, Theorem 4.3). When KSD is P -separating, this test is also *consistent*, meaning that, whenever $Q \neq P$, the probability of rejection approaches one as the sample size $n \rightarrow \infty$ (Chwialkowski et al., 2016; Liu et al., 2016).

2.3 Robustness for Goodness-of-Fit Testing

Robustness of GOF tests refers to the lack of sensitivity of the outcome to small model deviations (Rieder, 1982; Lambert, 1982). Model deviations can be formalized as a neighborhood \mathcal{P}_0 around a nominal model P , where \mathcal{P}_0 is often called an *uncertainty set*. Intuitively, \mathcal{P}_0 encodes the practitioner's uncertainty on the model P . One popular example for \mathcal{P}_0 is *Huber's contamination model* (Huber, 1964; 1965):

$$\mathcal{P}(P; \epsilon) := \{(1 - \epsilon')P + \epsilon'R : 0 \leq \epsilon' \leq \epsilon, R \in \mathcal{P}(\mathbb{R}^d)\}, \quad (7)$$

where $\epsilon \in [0, 1]$ is the maximal contamination ratio, and the probability measure R acts as arbitrary contamination. This model is appropriate when practitioners believe that P accurately describes all but a small proportion of the data. Huber's models have been studied in the context of robust GOF testing including Huber (1965); Qin & Priebe (2017), as well as in robust estimation (Hampel, 1974; Huber & Ronchetti, 2011). Special interests lie in the case when R is restricted to point masses, i.e., $R = \delta_{\mathbf{z}}$ for some $\mathbf{z} \in \mathbb{R}^d$, where robustness is often called *bias-robustness* (Huber & Ronchetti, 2011). Beyond Huber's

models, \mathcal{P}_0 can also be chosen as *density-band models* (Kassam, 1981), which assume the density of the data-generating distribution is close to the model density up to a small error (see Section 4.2). Moreover, \mathcal{P}_0 can be set to a ball defined via a statistical divergence or metric, such as Hellinger distance (LeCam, 1973), Wasserstein metric (Gao et al., 2018; Xie et al., 2021), and Maximum Mean Discrepancy (Sun & Zou, 2023).

Uncertainty sets \mathcal{P}_0 provide a framework for assessing the robustness of a GOF test targeting the classic null $H_0 : Q = P$. By studying the probability of rejection when the data-generating distribution Q deviates from the model P but remains within \mathcal{P}_0 , we can gauge the test’s robustness. In the robust testing literature, a common approach is to consider a sequence $\{\mathcal{P}_0^n\}_{n=1}^\infty$ of uncertainty sets with *shrinking* size as the sample size n increases. This is formalized in the following notion of *qualitative robustness*, inspired by Rieder (1982).

Definition 1 (Qualitative robustness to a sequence of neighborhood). *Let $\mathcal{P}_0^1 \supseteq \mathcal{P}_0^2 \supseteq \dots$ be a sequence of subsets of $\mathcal{P}(\mathbb{R}^d)$ that contain P and such that $\mathcal{P}_0^\infty = \{P\}$. For any positive integer n , let $T_n : (\mathbb{R}^d)^n \rightarrow \mathbb{R}$ be a test statistic where a large value of T_n suggests deviation from the null $H_0 : Q = P$, and let $\gamma_n : (\mathbb{R}^d)^n \rightarrow \mathbb{R}$ be a function that computes the decision threshold. A sequence of hypothesis tests (indexed by n) that reject H_0 when $T_n > \gamma_n$ is qualitatively robust to $\{\mathcal{P}_0^n\}_{n=1}^\infty$ if*

$$\sup_{Q \in \mathcal{P}_0^n} \left| \Pr_{\mathbb{X}_n \sim Q} (T_n(\mathbb{X}_n) > \gamma_n(\mathbb{X}_n)) - \Pr_{\mathbb{X}_n^* \sim P} (T_n(\mathbb{X}_n^*) > \gamma_n(\mathbb{X}_n^*)) \right| \rightarrow 0, \quad \text{as } n \rightarrow \infty. \quad (8)$$

Intuitively, this notion of robustness asks how sensitive the test outcome is under infinitesimally small model deviation. The shrinking size condition ensures that the probability of rejection under any $Q \neq P$ does not trivially approach one due to the consistency of the test. By choosing \mathcal{P}_0^n to be Prokhorov balls (Prokhorov, 1956) in Definition 1, we recover the qualitative robustness introduced in Rieder (1982, Definition 2.1), which parallels the conventional notion of qualitative robustness for estimators as argued in (Rieder, 1982, Remark 2). However, distributions in a Prokhorov ball do not have a simple form, posing challenges to the analysis. Our definition extends it to a general sequence of neighborhood. In Section 3, we will choose \mathcal{P}_0^n to be Huber’s contamination models, which both significantly simplifies the analysis and encompasses a wide range of relevant scenarios. We will show that, within Huber’s neighborhood, the standard KSD test is *not* qualitatively robust with stationary kernels, but is qualitatively robust with appropriately *tilted* kernels.

However, qualitative robustness on its own has limitations. It only concerns the insensitivity of the test to sufficiently small neighborhoods, but does not provide guarantees for neighborhoods of a *fixed* size. The latter scenario is more pertinent, as practitioners often need to specify a certain form of model misspecification and require the test to remain well-calibrated against such misspecified models. This can be formalized by relaxing the point null hypothesis H_0 to a composite hypothesis $H_0^C : Q \in \mathcal{P}_0$ for some uncertainty set \mathcal{P}_0 , and requiring calibration against H_0^C . This leads to the following notion of *quantitative robustness*.

Definition 2 (Quantitative robustness to a neighborhood). *Given $\alpha \in (0, 1)$ and $\mathcal{P}_0 \subset \mathcal{P}(\mathbb{R}^d)$, a test is quantitatively robust to \mathcal{P}_0 at level α if its rejection probability under any $Q \in \mathcal{P}_0$ does not exceeds α .*

Quantitatively robust GOF tests have been developed for various types of uncertainty sets \mathcal{P}_0 , including Huber’s contamination model (Huber, 1965) and neighborhoods defined by Kullback-Leibler divergence (Levy, 2008; Yang & Chen, 2018) or α -divergence (Gül & Zoubir, 2016). These tests enjoy minimax optimality but require the normalizing constant of P to be known, thus not applicable to unnormalized models. Two-sample tests that are quantitatively robust to Hellinger distance (LeCam, 1973), Wasserstein distance (Gao et al., 2018; Xie et al., 2021), and Maximum Mean Discrepancy (Gao et al., 2018; Sun & Zou, 2023) have also been proposed. However, to be used for GOF testing, they require simulations from the model P , which incurs extra approximation error and can be computationally demanding due to the non-trivial task of sampling from P . In the remainder of this paper, we will consider choosing \mathcal{P}_0 as a *KSD ball* centered at P . We will demonstrate how this choice naturally lends itself to a GOF test that is both easy to implement for unnormalized models and provably robust to various types of contamination.

3 The (Lack of) Robustness of Existing Kernel Goodness-of-fit Tests

We will now study the robustness of standard KSD GOF tests using stationary kernels in Section 3.1, then study their tilted counterparts which are popular in the parameter estimation literature in Section 3.2.

3.1 Existing KSD Tests with Stationary Kernels are not Qualitatively Robust

Our first result states that contamination of Huber’s type can considerably affect the probability of the standard KSD test rejecting the null hypothesis $H_0 : Q = P$. Our result holds with the bootstrap threshold defined in (5), and all probabilities are taken over the randomness of both the sample and the bootstrap weights $\mathbf{W} \sim \text{Multinomial}(n; 1/n, \dots, 1/n)$. The proof is in Appendix A.1.

Theorem 1. *Assume $\mathbb{E}_{\mathbf{X} \sim P}[\|\mathbf{s}_p(\mathbf{X})\|_2^4] < \infty$, the function $\mathbf{x} \mapsto \|\mathbf{s}_p(\mathbf{x})\|_2$ is unbounded, $k(\mathbf{x}, \mathbf{x}') = h(\mathbf{x} - \mathbf{x}')$ with $h \in \mathcal{C}_b^2$ and $h(0) > 0$, and assume the integrability conditions:*

$$\sup_{\mathbf{z} \in \mathbb{R}^d} \|\mathbf{s}_p(\mathbf{z})\|_2^4 \mathbb{E}_{\mathbf{X} \sim P}[h(\mathbf{X} - \mathbf{z})^4] < \infty, \quad \text{and} \quad \sup_{\mathbf{z} \in \mathbb{R}^d} \|\mathbf{s}_p(\mathbf{z})\|_2^2 \mathbb{E}_{\mathbf{X} \sim P}[\|\nabla h(\mathbf{x} - \mathbf{z})\|_2^2] < \infty.$$

Then, for any test level $\alpha \in (0, 1)$ and any sequence $\{\epsilon_n\}_{n=1}^\infty$ with $\epsilon_n^{-1} := o(n)$, the following holds as $n \rightarrow \infty$,

$$\sup_{Q \in \mathcal{P}(P; \epsilon_n)} \left| \Pr_{\mathbb{X}_n \sim Q, \mathbf{W}}(D^2(\mathbb{X}_n) > q_{\infty, 1-\alpha}^2(\mathbb{X}_n)) - \Pr_{\mathbb{X}_n^* \sim P, \mathbf{W}}(D^2(\mathbb{X}_n^*) > q_{\infty, 1-\alpha}^2(\mathbb{X}_n^*)) \right| \rightarrow 1 - \alpha.$$

Theorem 1 implies that the standard KSD test is *not* qualitatively robust to any sequence of Huber’s models for which $\epsilon_n n$ grows with n , where $\epsilon_n n$ is the expected number of contamination in a sample of size n . The lack of qualitative robustness might not be surprising given that the KSD test is consistent, meaning that the rejection probability under any $Q \neq P$ approaches one as $n \rightarrow \infty$. However, one challenge is that the ball $\mathcal{P}(P; \epsilon_n)$ can also shrink in size since ϵ_n is allowed to decay. The rate condition on ϵ_n then imposes a lower bound on the decay rate and ensures there is considerable amount of contamination in the sample. In particular, it does not include the case where $\epsilon_n n$ is a constant. Moreover, since Huber’s models $\mathcal{P}(P; \epsilon_n)$ are contained within Prokhorov balls, Theorem 1 immediately implies non-qualitative robustness to Prokhorov neighborhoods. We provide numerical evidence in Section 5.1 to verify this result with a Gaussian model.

Remark 1.1 (Unbounded Stein kernel). *Theorem 1 is a consequence of the fact that the Stein kernel evaluated at \mathbf{x} , i.e., $\mathbf{x} \mapsto u_p(\mathbf{x}, \mathbf{x})$, is not bounded when the score function \mathbf{s}_p is not bounded. This situation arises in light-tailed models such as Gaussian models, or, more generally, strongly sub-Gaussian models (Palmer et al., 2010) which, when $d = 1$, are defined as those with density p such that $p(\sqrt{x})$ is log-concave on $(0, \infty)$. On the other hand, this exploding-score condition excludes heavy-tailed models with bounded score functions, such as super-Laplacian or t -distributions (Gorham & Mackey, 2017; Barp et al., 2022).*

3.2 Existing KSD Tests with Tilted Kernels are Qualitatively Robust

Since the lack of robustness of existing KSD tests with stationary kernels arises because the Stein kernel is unbounded, a natural approach is to choose another kernel k which prevents this from happening. We now show that this can be achieved using a KSD with tilted kernel, a common approach to induce robustness for parameter estimation (Barp et al., 2019; Matsubara et al., 2022). The proof is deferred to Appendix A.2.

Lemma 2 (Bounded Stein kernel). *Suppose $k(\mathbf{x}, \mathbf{x}') = w(\mathbf{x})h(\mathbf{x} - \mathbf{x}')w(\mathbf{x}')$, where $h \in \mathcal{C}_b^2$ is a stationary reproducing kernel, and the weighting function $w \in \mathcal{C}_b^1$ satisfies $\sup_{\mathbf{x} \in \mathbb{R}^d} \|w(\mathbf{x})\mathbf{s}_p(\mathbf{x})\|_2 < \infty$. Then*

$$\sup_{\mathbf{x}, \mathbf{x}' \in \mathbb{R}^d} |u_p(\mathbf{x}, \mathbf{x}')| \leq \sup_{\mathbf{x} \in \mathbb{R}^d} u_p(\mathbf{x}, \mathbf{x}) = \tau_\infty < \infty.$$

Notably, the function $\mathbf{x} \mapsto u_p(\mathbf{x}, \mathbf{x})$ is non-negative since u_p is a reproducing kernel. Moreover, Barp et al. (2022, Theorem 3.11) shows that KSD with such tilted kernels is P -separating whenever $\|\mathbf{s}_p\|_2$ grows at most root-exponentially. Most stationary kernels used in KSD tests (such as the IMQ or squared exponentials) satisfy the continuity condition required of h . In this construction, the weighting function w is used to counteract the growth of the score function \mathbf{s}_p . When the score grows polynomially like $\|\mathbf{s}_p(\mathbf{x})\|_2 = \mathcal{O}(\|\mathbf{x}\|_2^r)$ for some $r > 0$, it suffices to choose $w(\mathbf{x}) = (1 + a^2 \|\mathbf{x}\|_2^2)^{-b}$ for any $a > 0$ and $b \geq 1/(2r)$. This weight function is common in the frequentist parameter estimation literature (Barp et al., 2019) and the generalized Bayesian inference literature (Matsubara et al., 2022; Altamirano et al., 2023; 2024; Duran-Martin et al., 2024).

The following result states that, with a tilted kernel, a small proportion ϵ_n of contamination in the data has negligible influence on the outcome of the standard KSD test as $\epsilon_n \rightarrow 0$. The proof is provided in Appendix A.3.

Theorem 3. Assume $\mathbb{E}_{\mathbf{X} \sim P}[\|\mathbf{s}_p(\mathbf{X})\|_2] < \infty$ and that k is a tilted kernel satisfying the conditions in Lemma 2. Then, for any test level $\alpha \in (0, 1)$ and any sequence $\epsilon_n \in o(n^{-1/2})$, the following holds as $n \rightarrow \infty$,

$$\sup_{Q \in \mathcal{P}(P; \epsilon_n)} \left| \Pr_{\mathbb{X}_n \sim Q, \mathbf{W}} \left(D^2(\mathbb{X}_n) > q_{\infty, 1-\alpha}^2(\mathbb{X}_n) \right) - \Pr_{\mathbb{X}_n^* \sim P, \mathbf{W}} \left(D^2(\mathbb{X}_n^*) > q_{\infty, 1-\alpha}^2(\mathbb{X}_n^*) \right) \right| \rightarrow 0.$$

The LHS of the above convergence is the worst-case difference between the rejection probabilities of the standard KSD test with and without data corruptions, and $\mathcal{P}(P; \epsilon_n)$ is the Huber’s contamination model defined in (7). This result thus immediately implies that the standard KSD test is qualitative robust to any sequence of Huber’s models so long as the contamination ratio decays sufficiently fast as $\epsilon_n \in o(n^{-1/2})$. The condition on ϵ_n allows the expected number of contaminated data $n\epsilon_n$ to grow with n but requires the growth rate to be slow. In particular, it is met when the expected number of contaminated data is bounded, i.e., $\epsilon_n = \mathcal{O}(n^{-1})$. This condition is not an artifact of the proof — in Appendix B.1, we show empirically that the tilted-KSD test is no longer qualitatively robust when $\epsilon_n = n^{-r}$ for any $r \leq 1/2$.

The boundedness condition on $\|w(\mathbf{x})\mathbf{s}_p(\mathbf{x})\|_2$ bears similarity with the ones imposed for robust estimation methods based on KSD (Barp et al., 2022; Matsubara et al., 2022). For example, Barp et al. (2019, Proposition 7) shows that their KSD-based estimator is *globally bias-robust* assuming $\mathbf{x} \mapsto \|\mathbf{s}_p(\mathbf{x})\|_2 \int_{\mathbb{R}^d} \|k(\mathbf{x}, \mathbf{x}')\mathbf{s}_p(\mathbf{x}')\|_2 Q(d\mathbf{x}')$ is bounded. This condition is slightly weaker, but often hard to verify in practice. Moreover, although tilted kernels enforce *qualitative* robustness, they are *not* enough to guarantee *quantitative* robustness. Indeed, the consistency of the standard test implies that $\Pr_{\mathbb{X}_n \sim Q, \mathbf{W}}(D^2(\mathbb{X}_n) > q_{\infty, 1-\alpha}^2(\mathbb{X}_n)) \rightarrow 1$ whenever $Q \neq P$ (Liu et al. 2016, Proposition 4.2; Schrab et al. 2022, Theorem 3.3), so KSD tests with either stationary or tilted kernels are not quantitatively robust to any neighborhoods *strictly* larger than $\{P\}$. We provide numerical evidence in Section 5.1.

4 Robust Kernel Goodness-of-fit Tests for KSD-Ball Uncertainty Sets

We now propose a novel robust KSD test for the setting where the uncertainty set is a KSD-ball; i.e.

$$H_0^C : Q \in \mathcal{B}^{\text{KSD}}(P; \theta), \quad H_1^C : Q \notin \mathcal{B}^{\text{KSD}}(P; \theta), \quad (9)$$

where $\theta \geq 0$ and for $P \in \mathcal{P}(\mathbb{R}^d)$ with density $p \in \mathcal{C}^1$, we define $\mathcal{B}^{\text{KSD}}(P; \theta) := \{Q : D(Q, P) \leq \theta\}$. The advantage of using a KSD-ball as the uncertainty set is that it lends naturally to a simple, tractable test that is robust to the contamination models we reviewed in Section 2.3. We first describe our novel test, which we call *robust-KSD* test, and show that it is quantitatively robust to KSD balls in the sense of Definition 2. We then discuss in Section 4.2 how to choose the uncertainty radius θ to incorporate other contamination models, such as Huber’s contamination models and density-band models.

4.1 A Robust KSD Test

Given a prescribed test level $\alpha \in (0, 1)$, our robust KSD test uses the following test statistic

$$\Delta_\theta(\mathbb{X}_n) := \max(0, D(\mathbb{X}_n) - \theta), \quad (10)$$

where $D(\mathbb{X}_n)$ is the square-root of the V-statistic (3). The test rejects H_0^C for large values of $\Delta_\theta(\mathbb{X}_n)$. The decision threshold should be chosen to control the Type-I error rate for all possible $Q \in \mathcal{B}^{\text{KSD}}(P; \theta)$, i.e., we require $\gamma = \gamma(\mathbb{X}_n)$ so that $\sup_{Q \in \mathcal{B}^{\text{KSD}}(P; \theta)} \Pr_{\mathbb{X}_n \sim Q, \mathbf{W}}(\Delta_n(\mathbb{X}_n) > \gamma) \leq \alpha$. One approach to construct γ is to use deviation inequalities for bounded functions as done in Gretton et al. (2012, Corollary 11). However, such approach tends to be overly conservative (Gretton et al., 2012). Instead, we propose a bootstrap procedure to construct a decision threshold. We will show that choosing $\gamma = q_{\infty, 1-\alpha}(\mathbb{X}_n)$, the square-root of the (population) bootstrap quantile defined in (5), gives the desired Type-I error control. Our robust-KSD test therefore rejects $H_0^C : Q \in \mathcal{B}^{\text{KSD}}(P; \theta)$ if $\Delta_\theta(\mathbb{X}_n) > q_{\infty, 1-\alpha}(\mathbb{X}_n)$. The validity and consistency of this test is stated in the following result, proved in Appendix A.5. In particular, it implies that our robust-KSD test is quantitatively robust to KSD balls in the infinite-sample limit.

Theorem 4. Suppose $\mathbb{E}_{\mathbf{X} \sim P}[\|\mathbf{s}_p(\mathbf{X})\|_2] < \infty$ and $k(\mathbf{x}, \mathbf{x}') = w(\mathbf{x})h(\mathbf{x} - \mathbf{x}')w(\mathbf{x}')$, with stationary reproducing kernel $h \in \mathcal{C}_b^2$ and weighting function $w \in \mathcal{C}_b^1$. Assume $Q \in \mathcal{P}(\mathbb{R}^d)$ with $\mathbb{E}_{\mathbf{X} \sim Q}[\|w(\mathbf{X})\mathbf{s}_p(\mathbf{X})\|_2^4] < \infty$. Then

1. Under $H_0^C : Q \in \mathcal{B}^{\text{KSD}}(P; \theta)$, we have $\limsup_{n \rightarrow \infty} \Pr_{\mathbb{X}_n \sim Q, \mathbf{W}}(\Delta_\theta(\mathbb{X}_n) > q_{\infty, 1-\alpha}(\mathbb{X}_n)) \leq \alpha$.
2. Under $H_1^C : Q \notin \mathcal{B}^{\text{KSD}}(P; \theta)$, we have $\lim_{n \rightarrow \infty} \Pr_{\mathbb{X}_n \sim Q, \mathbf{W}}(\Delta_\theta(\mathbb{X}_n) > q_{\infty, 1-\alpha}(\mathbb{X}_n)) \rightarrow 1$.

Theorem 4 assumes the weighting function w in the kernel is bounded with bounded gradient. This covers the case $w(x) = 1$, in which case $k(\mathbf{x}, \mathbf{x}') = h(\mathbf{x} - \mathbf{x}')$ is an *untitled* stationary kernel such as IMQ or squared exponential. Theorem 4 also assumes the data-generating distribution Q finitely integrates the fourth moment of the weighted score, i.e., $\|w(\mathbf{x})\mathbf{s}_p(\mathbf{x})\|_2^4$. For tilted kernels satisfying the conditions in Lemma 2, $\|w(\mathbf{x})\mathbf{s}_p(\mathbf{x})\|_2$ is bounded, so this moment condition automatically holds for any $Q \in \mathcal{P}(\mathbb{R}^d)$.

In practice, the decision threshold $q_{\infty, 1-\alpha}$ is intractable, and we again use the Monte Carlo estimate $q_{B, 1-\alpha}$ defined in (6) as an approximation. Compared with the standard KSD test targeting the point null $H_0 : Q = P$, our robust-KSD test uses the same bootstrap procedure to compute the decision threshold, but has a slightly different test statistic $\Delta_\theta(\mathbb{X}_n)$ instead of $D^2(\mathbb{X}_n)$ (given in (3)) to account for the composite null. Moreover, as $\theta \rightarrow 0$, the test statistic Δ_θ approaches $D(\mathbb{X}_n)$, the square-root of the test statistic of the standard test, and the KSD-ball $\mathcal{B}^{\text{KSD}}(P; \theta)$ falls to the singleton $\{P\}$, so the robust-KSD test reduces to the standard test. Our robust KSD test can hence be viewed as a generalization of the standard KSD test to the composite hypotheses in (9). In particular, the robust KSD test is also qualitatively robust whenever the conditions on k and s_p from Theorem 3 hold; see Proposition 14 in Appendix A.3 for a formal statement and proof.

Another advantage of our robust KSD test being a direct generalization of the standard test is that no extra computation is required to guarantee robustness. For a given $\theta \geq 0$, our robust test has the same computational cost as the standard one, which scales as $\mathcal{O}(n^2d)$, and only requires a minor transformation of the test statistic. However, extra computation is potentially needed in determining θ , which might require optimizing the Stein kernel. This is discussed in detail in Section 4.2.

4.2 Choosing the Uncertainty Radius

A crucial design choice in our robust tests is the uncertainty radius θ . This should be guided by the types of contamination that the practitioner is willing to tolerate. In this section, we discuss how to choose θ for Huber’s contamination models and density-band models when using KSD balls based on tilted kernels.

Firstly, suppose we are considering Huber’s contamination model $\mathcal{P}(P; \epsilon_0)$ for some $\epsilon_0 \in [0, 1]$. Then θ should be chosen such that the KSD-ball $\mathcal{B}^{\text{KSD}}(P; \theta)$ contains $\mathcal{P}(P; \epsilon_0)$. The following result, proved in Appendix A.6, shows how to achieve this given an upper bound on the Stein kernel $\tau_\infty = \sup_{\mathbf{x} \in \mathbb{R}^d} u_p(\mathbf{x}, \mathbf{x})$.

Proposition 5. *Suppose k satisfies the conditions in Lemma 2 and $\mathbb{E}_{\mathbf{X} \sim P}[\|\mathbf{s}_p(\mathbf{X})\|_2] < \infty$. Let $\epsilon_0 \in [0, 1]$. Then $\mathcal{P}(P; \epsilon_0) \subseteq \mathcal{B}^{\text{KSD}}(P; \theta)$ if $\theta = \epsilon_0 \tau_\infty^{1/2}$ and this bound is tight, i.e., $\sup_{Q \in \mathcal{P}(P; \epsilon_0)} D(Q, P) = \epsilon_0 \tau_\infty^{1/2}$.*

This result suggests that, when at most a proportion ϵ_0 of data is corrupted, setting $\theta = \epsilon_0 \tau_\infty^{1/2}$ will ensure quantitative robustness to $\mathcal{P}(P; \epsilon_0)$. Note that using a similar argument as in the proof of Proposition 5, Huber’s contamination models can also be related to the MMD balls; see Appendix B.2.

One practical issue is that τ_∞ , the supremum of the Stein kernel, does not always admit a closed-form expression. One way to compute it is by numerical optimization of $\mathbf{x} \mapsto u_p(\mathbf{x}, \mathbf{x})$, but this assumes the optimizer converges and requires extra computation, thus not suitable in high dimension or when evaluation of the score function is costly. We propose an alternative approach, where τ_∞ is approximated by the maximum of the Stein kernel evaluated at the observed data, i.e., $\max_{i=1, \dots, n} u_p(\mathbf{X}_i, \mathbf{X}_i)$. This approach requires no extra computation and gives a reasonable estimate with moderate or large n . In Section 5, we use this approach and show empirically that the resulting test is still well-calibrated despite this approximation. Further discussions on how this approximation affects the test performance can be found in Appendix B.3.

Another uncertainty model commonly studied in the literature is the *density-band* model (Kassam, 1981; Hafner, 1993), defined as distributions whose density function lies within an error band of a nominal model with density p , i.e., $\{Q \in \mathcal{P}(\mathbb{R}^d) : Q \text{ has density } q \text{ such that } |q(\mathbf{x}) - p(\mathbf{x})| \leq \delta(\mathbf{x})\}$, for some function $\delta : \mathbb{R}^d \rightarrow [0, \infty)$. It can be shown that density-band models can be rewritten as Huber’s contamination models (7) with additional constraints on the outlier distribution (Fauß & Zoubir, 2016). However, compared with

Huber’s models, density-band models have the advantage of being more interpretable and more natural for certain forms of model disparity such as heavy tails. The following result suggests how the uncertainty radius θ should be chosen for such models and is proved in Appendix A.6.3.

Proposition 6. *Suppose k satisfies the conditions in Lemma 2 and $\mathbb{E}_{\mathbf{X} \sim P}[\|\mathbf{s}_p(\mathbf{X})\|_2] < \infty$. Furthermore, assume $Q, P \in \mathcal{P}(\mathbb{R}^d)$ admit positive densities q, p on \mathbb{R}^d and $p \in \mathcal{C}^1$. If $|q(\mathbf{x}) - p(\mathbf{x})| \leq \delta(\mathbf{x})$ for some function $\delta : \mathbb{R}^d \rightarrow [0, \infty)$ such that $\delta_0 := \int_{\mathbb{R}^d} \delta(\mathbf{x}) d\mathbf{x} < \infty$, then $D(Q, P) \leq \delta_0 \tau_\infty^{1/2}$.*

5 Numerical Experiments

We will now evaluate numerically the proposed GOF tests using both synthetic and real data. Unless otherwise mentioned, all standard KSD tests are based on an IMQ kernel $k(\mathbf{x}, \mathbf{x}') = h_{\text{IMQ}}(\mathbf{x} - \mathbf{x}')$ where $h_{\text{IMQ}}(\mathbf{u}) = (1 + \|\mathbf{u}\|_2^2/\lambda^2)^{-1/2}$ with a bandwidth $\lambda^2 > 0$ selected via the median heuristic, i.e., $\lambda_{\text{med}} = \text{Median}\{\|\mathbf{X}_i - \mathbf{X}_j\|_2 : 1 \leq i < j \leq n\}$. All tilted-KSD and robust-KSD tests are based on a tilted IMQ kernel with weight $w(\mathbf{x}) = (1 + \|\mathbf{x}\|_2^2)^{-b}$ with a bandwidth chosen through the median heuristic and b chosen to ensure a bounded Stein kernel. Since we will focus on sub-Gaussian models, we choose $b = 1/2$ in all experiments. All tests have nominal level $\alpha = 0.05$. The probability of rejection is computed by averaging over 100 repetitions, and the 95% confidence intervals are reported. Our robust-KSD test will be shortened as *R-KSD*. Code for reproducing all experiments can be found at github.com/XingLLiu/robust-kernel-test.

5.1 Toy Gaussian Model

We first consider a Gaussian model $P = \mathcal{N}(0, 1)$, in which case the score function of the model is $\mathbf{s}_p(x) = -x$ and is hence unbounded. This toy example is simplistic and not representative of the unnormalized models our test is most suited for, but it will nonetheless be helpful to study our algorithmic choices, to verify Theorem 1 and Theorem 3 numerically, and to compare against alternative robust tests.

Decay rate of weighting function We first draw random samples \mathbb{X}_n of size $n = 500$ from $Q = (1 - \epsilon)P + \epsilon\delta_z$, for different values of $\epsilon \in [0, 1]$ and $z \in \mathbb{R}$. This setting mimics the presence of outliers at z . Given a stationary kernel h , a natural question is “how does the choice of weight w affect the Stein kernel and the test power?”. On the left-hand side of Figure 1, we plot the Stein kernel $x \mapsto u_p(x, x)$ for different values of b . As b grows, the tails of the Stein kernel are progressively down-weighted. We then plot the rejection probability of the standard KSD tests using these Stein kernels when the outlier is $z = 10$ on the right-hand side of Figure 1. As b increases, the rejection probability decreases, suggesting that the test power is lower when the tails of the Stein kernel are overly down-weighted. This is not surprising since the Stein kernel decays faster for larger values of b , making the test insensitive to model deviations at the tails. Ideally, w should decay just enough so that u_p remains bounded, but not too fast as it would lose power. This highlights the trade-off between robustness and power in the choice of w . A similar trade-off has been observed in robust estimation, where an overly decaying w can impede the estimation accuracy (Barp et al., 2019, Appendix F.2). Henceforth, we choose $b = 1/2$ to balance this trade-off, as it is the smallest value that ensures u_p is bounded for sub-Gaussian models.

Kernel bandwidth We now use the same dataset to investigate how the choice of the kernel bandwidth λ affects the performance of the robust-KSD test. It is well-known that the bandwidth plays a crucial role in kernel-based tests and can considerably affect the ability of the test to detect model disparities (Gretton et al., 2012; Ramdas et al., 2015; Reddi et al., 2015; Schrab et al., 2022; 2023). In general, a smaller bandwidth is better at detecting local differences, while a larger bandwidth is more suited for global deviations (Schrab et al., 2023). A common strategy for bandwidth selection in kernel-based testing is the median heuristic. Schrab et al. (2022; 2023) also proposed testing frameworks that aggregate the test result with multiple bandwidths to give the final decision, thereby avoiding bandwidth selection and achieving higher test power. A natural question is therefore: “how does the bandwidth affects the robustness of the proposed test?”.

We run the robust-KSD test with various choices of bandwidths $\lambda^2 \in \Lambda \cup \{\lambda_{\text{med}}^2\}$, where $\Lambda = \{0.01, 0.1, 1, 10, 100\}$ and the uncertainty radius θ is set to control at most $\epsilon = 0.05$ contaminations in the sample. We also compare it with the KSDAgg test of Schrab et al. (2022) using the same tilted kernel and

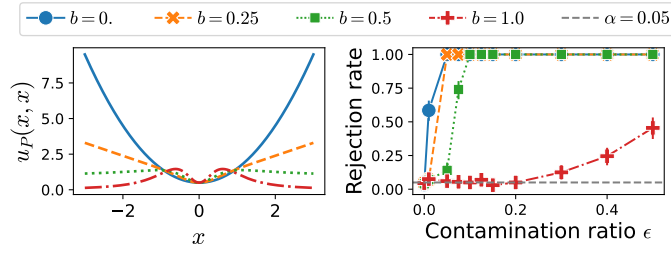


Figure 1: *Left.* Stein kernel for $P = \mathcal{N}(0, 1)$ and an IMQ kernel tilted by $w(x) = (1 + x^2)^{-b}$. The larger b is, the more the tails of the function $x \mapsto u_p(x, x)$ are down-weighted. The choice $b = 0$ corresponds to no weighting, reducing to an IMQ kernel. *Right.* The rejection probability under contamination by $R = \delta_z$ with $z = 10$.

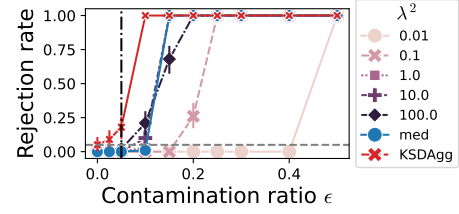


Figure 2: Rejection probability of robust-KSD with different bandwidths λ . “med” is the median heuristic. “KSDAgg” is the test of [Schrab et al. \(2022\)](#). The dashed line is $\alpha = 0.05$. The vertical line is the maximal proportion of contamination $\epsilon_0 = 0.05$ controlled by robust-KSD.

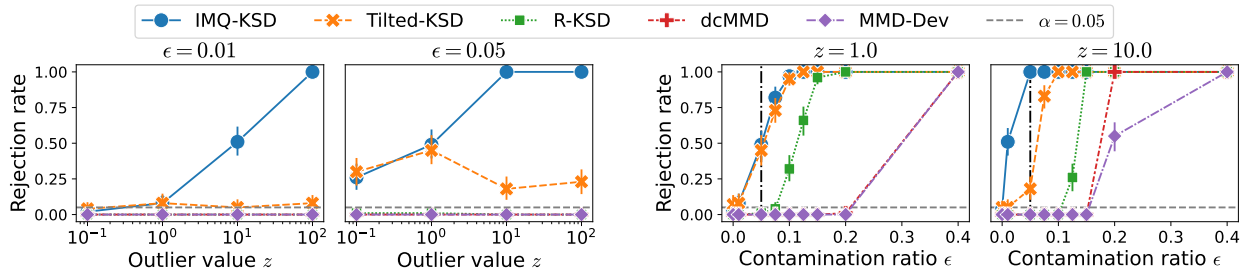


Figure 3: Rejection probability under an outlier-contaminated Gaussian model with different outlier values z and contamination ratios ϵ . The grey dotted horizontal line is the test level $\alpha = 0.05$, and the black dash-dot vertical line corresponds to $\epsilon_0 = 0.05$. The KSD tests with IMQ kernel lack both qualitative and quantitative robustness since they reject even for small z or ϵ . The tilted-KSD test is more robust in cases where z or ϵ are larger, but ultimately still reject the null due to their lack of quantitative robustness.

aggregating over the collection of bandwidths Λ . Other configurations of KSDAgg follow the recommendations in [Schrab et al. \(2022, Section 4.2\)](#). This experiment is repeated 200 times to reduce randomness, and the results are reported in Figure 9. For any choice of λ , the robust-KSD test is able to control the Type-I error when $\epsilon \leq \epsilon_0$, where ϵ is the proportion of contamination in the data, suggesting that robust-KSD remains well-calibrated for all bandwidths. If instead $\epsilon > \epsilon_0$, all robust-KSD tests eventually reject H_0^C , with λ chosen by median heuristic achieving the highest power. The KSDAgg test is not robust and more sensitive to contamination than all robust-KSD tests at all contamination levels ϵ . This is not surprising given that KSDAgg is designed to *maximize* the test power over multiple bandwidths, rendering this test more sensitive to a wide range of alternatives, including contaminated models. As a result, we henceforth do not include KSDAgg in our experiments. A similar study for the *standard* KSD test is contained in Appendix B.4.

Standard vs. robust KSD tests Using the same dataset, we then compare KSD tests with a stationary kernel to tilted-KSD tests and our proposed robust-KSD test in Figure 3. As shown in the left two plots, with a contamination ratio ϵ of 0.01 or 0.05, the standard IMQ-KSD test rejects the point null with high probability for large outlier values z . This aligns with the lack of qualitative robustness of tests based on stationary kernels proved in Theorem 1. In contrast, the standard Tilted-KSD test rejects with lower probability for *all* z values, aligning with the qualitative robustness result with tilted kernels in Theorem 3. Notably, our theoretical results in both Section 3 and Section 4 apply only to *fixed* kernels, thus excluding kernels based on observed data such as those selected via median heuristic. However, our numerical results suggest that the conclusion of our theory may hold more broadly.

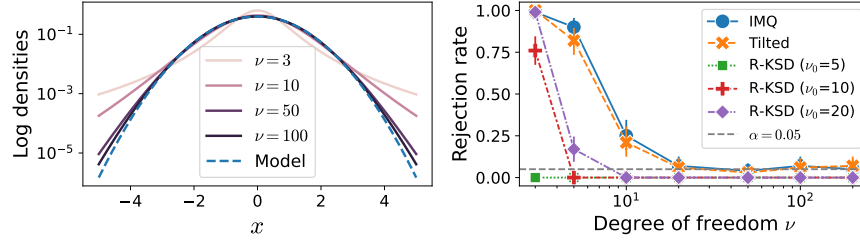


Figure 4: Heavy-tailed experiment. *Left*. Log densities of a standard Gaussian model and scaled t-distributions with different degree-of-freedom (dof) and moment-matched to Gaussian. *Right*. Rejection probability of the standard and robust tests with different θ set to control the cases $\nu \geq \nu_0$ for different values of ν_0 .

The Type-I error of the tilted-KSD test still exceeds the nominal level $\alpha = 0.05$, suggesting that a tilted kernel alone is not enough to enforce *quantitative* robustness. Notably, the rejection probability of Tilted-KSD is highest when $z = 1$ but declines for larger z . This is because $u_p(z, z)$ with the tilted kernel peaks at around $|z| \approx 1$ and then decreases with z (see Figure 1), making the test more sensitive when $|z| \approx 1$ but less sensitive to large outliers. In contrast, running our robust-KSD test with a pre-set contamination control $\epsilon_0 = 0.05$, we can see from the left two plots of Figure 3 that it remains well-calibrated for all values of outlier z . The results also suggest that R-KSD is conservative since its rejection probability is close to 0; we attribute this to the fact that the robust tests are designed to control *all* types of contamination, of which the injected outlier is only one specific type. To demonstrate the non-trivial power of the robust tests, we show in the right two plots the rejection probability against different contamination ratios ϵ . As ϵ grows, R-KSD eventually is capable of rejecting the null hypothesis $\mathcal{H}_0 : Q \in \mathcal{B}^{\text{KSD}}(P; \theta)$ with test power approaching one.

We also compared our tests with two existing robust kernel tests, namely the robust MMD tests of [Schrab & Kim \(2024\)](#) (denoted *dcMMD*) and of [Sun & Zou \(2023, Eq. \(38\)\)](#) (denoted *MMD-Dev*). Both tests are provably quantitatively robust to Huber’s contamination models, but they are two-sample tests that require extra samples from the model P . When the same number of samples from Q and from P are used and the cost of simulation is negligible, the cost of a single evaluation of MMD comparable to that of KSD. However, this cost could be prohibitively expensive when P is a more complex model. Implementation details of these tests are deferred to Appendix B.2. As shown in Figure 3, both tests are more conservative than our proposed KSD tests. The conservativeness of *dcMMD* is because it is designed for a contamination model that is *stronger* than Huber’s model, while the conservativeness of *MMD-Dev* is because it uses a deviation inequality to construct the decision threshold, which is known to be conservative; see e.g. [Gretton et al. \(2012\)](#).

Misspecified tails Finally, we now change the data-generating mechanism to study the impact of misspecified tails. We sample from $Q_\nu = t_\nu \sqrt{(\nu - 2)/\nu}$, where t_ν is the Student’s t-distribution with degree-of-freedom (dof) $\nu > 2$, and the scaling factor $\sqrt{(\nu - 2)/\nu}$ ensures its second moment matches that of P . We set the uncertainty radius so that the R-KSD test is robust to Q_ν with $\nu \geq \nu_0$ for different values of ν_0 . This is achieved using Proposition 6 to derive a bound on $D(Q_\nu, P)$, which is discussed in detail in Proposition 22 of Appendix A.6.4. The results are reported in Figure 4. For small values of ν , the tail of the model is misspecified, leading the robust tests with $\nu_0 = 10$ or 20 to reject with high probability because the KSD between Q_ν and P is large. As ν grows, Q_ν converges weakly to the standard Gaussian, making the model well-specified in the limit $\nu \rightarrow \infty$. Consequently, neither the standard tests or the robust tests reject the null hypothesis for large ν . The robust test with $\nu_0 = 5$ shows no power because, to be robust to tails that are so misspecified, the uncertainty radius θ computed using Proposition 6 must be very large, thus resulting in a small test statistic (cf. (10)) and low test power. Overall, the robust tests are more conservative than the standard one. This is because the robust tests control *all* possible contaminations within a KSD-ball, while misspecified tails are only one of the many possible such forms of contamination.

5.2 Gaussian-Bernoulli Restricted Boltzmann Machines

Our next experiment is an example of energy-based model called a Gaussian-Bernoulli Restricted Boltzmann Machine (RBM) model ([Cho et al., 2013](#)). RBMs have been used in a wide range of scientific applications

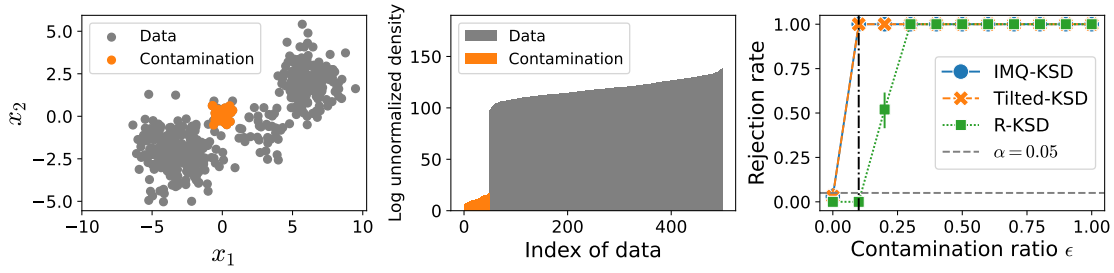


Figure 5: Gaussian-Bernoulli RBM experiment. *Left.* Data generated from P and injected contamination in the first two dimensions. *Middle.* Log unnormalized densities of the data and contamination ordered from small to large; the injected contamination is indeed abnormal since they have much lower densities. *Right.* Probability of rejection with a Gaussian-Bernoulli RBM against the contamination ratio ϵ . The robust tests are calibrated to control the Type-I error with no more than $\epsilon_0 = 0.1$ proportion of contamination.

(see Fischer & Igel, 2014; Zhang et al., 2019, for a review), and they are a common benchmarks for assessing kernel GOF tests (Liu et al., 2016; Jitkrittum et al., 2017; Schrab et al., 2022). RBMs are latent-variable models with joint density $p(\mathbf{x}, \mathbf{h}) \propto \exp(\frac{1}{2}\mathbf{x}^\top B \mathbf{h} + \mathbf{b}^\top \mathbf{x} + \mathbf{c}^\top \mathbf{h} - \frac{1}{2}\|\mathbf{x}\|_2^2)$, where $\mathbf{x} \in \mathbb{R}^d$ is an observable variable, $\mathbf{h} \in \{\pm 1\}^{d'}$ is a binary hidden variable with latent dimension d' , and $B \in \mathbb{R}^{d \times d'}$, $\mathbf{b} \in \mathbb{R}^d$ and $\mathbf{c} \in \mathbb{R}^{d'}$ are model parameters. Computing the normalizing constant of the marginal $p(\mathbf{x})$ requires summing over $2^{d'}$ terms, so it becomes intractable when d' is large. However, its score function has a closed-form expression $\mathbf{s}_p(\mathbf{x}) = \mathbf{b} - \mathbf{x} + B \tanh(B^\top \mathbf{x} + \mathbf{c})$, where \tanh is applied entry-wise. We set $d = 50$ and $d' = 10$, and randomly initialize $B, \mathbf{b}, \mathbf{c}$ by sampling each entry independently from a $\mathcal{N}(0, 1)$. We then generate $n = 500$ samples from the model by block Gibbs sampling following Cho et al. (2013); Jitkrittum et al. (2017), and randomly replace $\epsilon \in [0, 1]$ proportions of the data with outliers drawn from $R = \mathcal{N}(0, 0.1^2 I_d)$; see the left and middle of Figure 5. As shown by the plots, the outliers are clearly abnormal since they have low density values.

We plot the rejection probabilities of the tests on the right-hand side of Figure 5. The standard IMQ-KSD and Tilted-KSD tests are not well-calibrated under the composite null $H_0^C : Q \in \mathcal{B}^{\text{KSD}}(P; \theta)$, while robust-KSD with θ chosen by setting $\epsilon_0 = 0.1$ controls the rejection probability below the level $\alpha = 0.05$ when the contamination ratio ϵ does not exceed ϵ_0 . On the other hand, when ϵ exceeds the maximal allowed proportion ϵ_0 , the robust test rejects H_0^C with probability approaching 1, thus showing its power.

To generate the synthetic data from P , we run a Gibbs sampler for 7000 steps and discard the first 2000 as burn-in and keep every 10-th datum to reduce correlation. This takes 58.40 seconds on average, compared with 0.84 seconds required to perform the robust-KSD test. As a result, it will clearly not be reasonable to use the robust MMD tests from Sun & Zou (2023); Schrab et al. (2023) here as simulating a large enough number of samples from P would cost orders of magnitude more than the cost of the GOF test. Moreover, the samples generated through Gibbs sampling are no longer i.i.d., thus violating the assumptions in our theoretical results. Extension to the non-independent case could potentially be made following the approach in Chérif-Abdellatif & Alquier (2022), which studied the robustness of estimators (instead of GOF tests) under correlated data.

5.3 A Kernel Exponential Family Model for Density Estimation

Our next example concerns density estimation using a kernel exponential family (KEF) model (Canu & Smola, 2006). Given a reproducing kernel $k_0 : \mathbb{R}^d \times \mathbb{R}^d \rightarrow \mathbb{R}$ and a reference density p_0 on \mathbb{R}^d , we have $p_\eta(\mathbf{x}) \propto p_0(\mathbf{x}) \exp(-f_\eta(\mathbf{x}))$, where f_η lies in the RKHS \mathcal{H}_{k_0} associated with k_0 . We follow the setting in Matsubara et al. (2022) which uses a finite-basis approximation of the RKHS function so that $f_\eta(\mathbf{x}) = \sum_{l=1}^{25} \eta_l \phi_l(\mathbf{x})$, where $\eta = (\eta_1, \dots, \eta_{25})^\top \in \mathbb{R}^{25}$ and $\phi_l(\mathbf{x}) = (x^l / \sqrt{l!}) \exp(-x^2/2)$ for $l = 1, 2, \dots, 25$.

We are interested in testing the goodness-of-fit of the KEF model under data contamination. Suppose that the practitioners believe the observed data are subject to contamination, so that a *robust* estimator for η is used. Robust parameter estimation for exponential family models was studied in Barp et al. (2019),

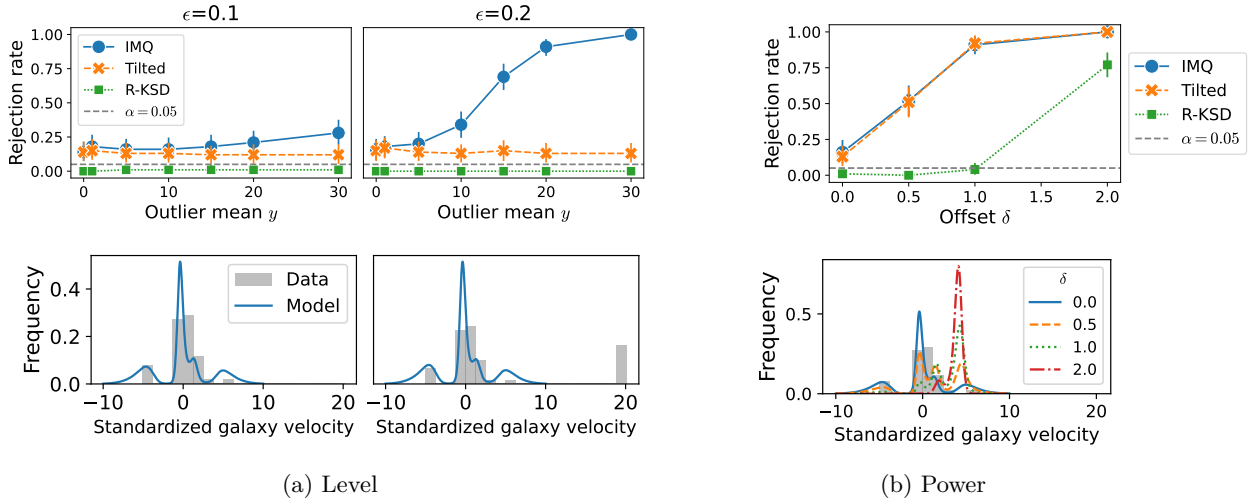


Figure 6: Probability of rejection (top) and data and fitted models (bottom) for the KEF experiment. (a) Extra outliers are added to the data; data and fitted models with no contamination (bottom left) and contamination ratio $\epsilon = 0.2$ (bottom right). (b) Different offset values δ are added to the fitted parameter to create model deviation. The radius θ is chosen to control contamination of up to a proportion of $\epsilon_0 = 0.2$.

which proposed a minimum-distance estimator using KSD with tilted kernels. With a suitable weighting function, the resulting estimator is *bias-robust* (Barp et al., 2019, Proposition 7) and thus not susceptible to contamination. However, how to test the goodness-of-fit of the estimated model in this setting remains an open question. The standard IMQ-KSD test is not suitable since it is not robust and can thus falsely reject a good model due to contamination. Using a tilted kernel is also not enough since it is not quantitatively robust and hence can suffer from uncontrolled Type-I error. We therefore propose to use our robust-KSD test for this task. One challenge with the KEF model is that its density does not have a closed form, and although sampling from P is feasible in this low-dimensional example ($d = 1$), it would become challenging in high dimensions, making MMD-based tests not well-suited for this model. Our robust-KSD test, however, does not suffer from this limitation.

We use the dataset as Matsubara et al. (2022); Key et al. (2021), which is a 1-dimensional dataset of 82 galaxy velocities (Postman et al., 1986; Roeder, 1990). To avoid using the same data for model training and testing, we randomly split the data into equal halves, each containing $n_{\text{data}} = 41$ data points. To each half, we then add n_{ol} independent realisations from $R = \mathcal{N}(z, 0.1^2)$ for some value of z for the mean contamination, so that the resulting dataset has a size of $n = n_{\text{data}} + n_{\text{ol}}$ and a contamination ratio of $\epsilon = n_{\text{ol}} / (n_{\text{data}} + n_{\text{ol}})$. We then fit the KEF model to one half of the data, and perform the tests on the other half. Both the robust minimum KSD estimation and the robust-KSD test use the same tilted kernel $k(x, y) = w(x)h_{\Lambda}(x - y)w(y)$ with $w(x) = (1 + x^2)^{-1/2}$ and a sum of IMQ kernels $h_{\Lambda}(x - y) = \sum_{\lambda^2 \in \Lambda} (1 + |x - y|^2 / (2\lambda^2))^{-1/2}$ where $\Lambda = \{0.6, 1, 1.2\}$. The choice of the weighting function follows Matsubara et al. (2022) and the use of a sum kernel is recommended in Key et al. (2021). Direct computation shows that the Stein kernel u_p is bounded in this case. We choose $\epsilon_0 = 0.2$ when computing θ for R-KSD.

The results are shown in Figure 6. We first study the level of our tests in Figure 6a. As the outlier mean z increases, the IMQ-KSD test rejects the null $H_0 : Q = P$ with increasing probability, suggesting that this is due to the presence of outliers. Notably, this happens even though the parameter estimator is not susceptible to contamination; see the bottom row of Figure 6a for the fitted model with and without outliers. When the tilted kernel was used, the standard KSD test has a lower rejection probability, although it is still above the nominal level. On the other hand, the robust-KSD test is well-calibrated for all values of z .

We then study the power of KSD tests in Figure 6b. To show the robust test has non-trivial power when no outliers are present, we fit the model parameters $\hat{\eta}$ on half of the data (without contamination) and replace the first component by $\hat{\eta}_1 + \delta$, where $\delta \in \{0, 0.5, 1, 2\}$ is an error offset, so that the resulting model has a

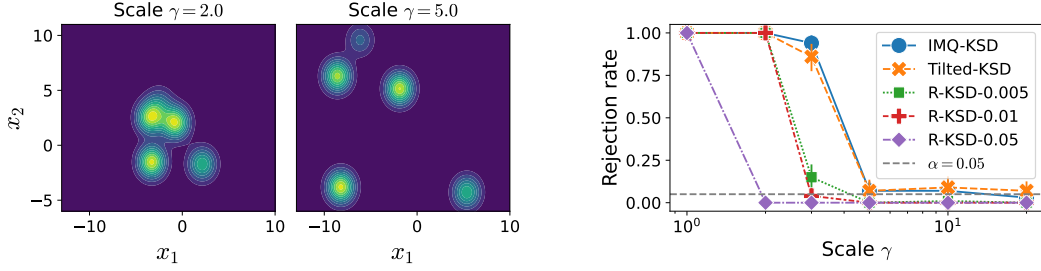


Figure 7: Mixture-of-Gaussian experiment. *Left.* Contour plots of model densities. *Right.* Rejection probability of the standard and robust tests. “R-KSD-0.01” refers to the R-KSD test with uncertainty radius θ chosen by setting the maximal allowed contamination proportion to $\epsilon_0 = 0.01$, and similarly for the others.

poor fit. Other experimental setups including the choice of θ remain the same as before. As expected, the robust test has lower power than the standard tests; however, as the offset value δ increases, the robust test eventually rejects with high probability, thus showing its power under no contamination.

5.4 Limitations for Multimodal Models

We investigate the performance of the robust test when the model has multimodality and the data are drawn from the same model with misspecified mixing ratios, thus revealing a limitation of our robust-KSD test. It is well-known that the standard KSD test performs poorly with mixture models with well-separated modes (Liu et al., 2023). This is intuitively due to the myopia of the score function, making the test blind to disparities in the mixing ratios, and it is a general issue for KSD and other score-based discrepancies (Wenliang & Kanagawa, 2020; Zhang et al., 2022). We demonstrate that our robust test can also suffer from this limitation, which is made even more prominent due to the relaxation of the point null to a KSD-ball. We consider a 2-dimensional mixture of Gaussian model $P = \sum_{j=1}^5 \pi_j \mathcal{N}(\gamma \mu_j, I_2)$, where $\pi_j \propto u_j$ with u_1, \dots, u_5 drawn independently from $\text{Uniform}(0, 1)$, each mean $\mu_j \in \mathbb{R}^d$ has entries drawn independently from $\text{Uniform}(-2, 2)$, and $\gamma > 0$ is a scaling factor controlling the mode separation. The data-generating distribution Q has a different set of mixture ratios that are randomly generated. For R-KSD, the uncertainty radius is chosen to be $\theta = \epsilon_0 \tau_\infty^{1/2}$ with different values of ϵ_0 , and we label the corresponding result as R-KSD- ϵ_0 . The results are reported in Figure 7. As the scale γ increases, the modes become more separated, so $D(Q, P)$ decreases and eventually Q lies in a small neighbourhood of P , and hence all the KSD tests fail to reject with high probability. This is a consequence of the aforementioned myopia of KSD tests, which affects both the standard and the robust tests. The opposite is observed when γ is small, in which case the modes overlap, so all tests can correctly reject the null with high probability. Compared with the standard tests, the robust one is more conservative because it controls all possible contamination; nevertheless, it still achieves non-trivial power when ϵ_0 , thus also the radius θ , is set to a small value.

6 Conclusion and Discussion

This paper studied the robustness of the kernel GOF test of Liu et al. (2016); Chwialkowski et al. (2016). We showed that existing KSD tests are not qualitatively robust when stationary kernels are used, but achieves qualitative robustness using the tilted kernels from the robust estimation literature (Barp et al., 2019; Matsubara et al., 2022). Since qualitative robustness is not enough to ensure calibration when the proportion of contaminations does not vanish asymptotically, we proposed a novel robust KSD test that provably controls the Type-I error when the data-generating distribution lies in a KSD-ball around the reference model, and consistently rejects otherwise. We then discussed how to choose the radius of the ball under different contamination models, namely Huber’s contamination model and the density-band model. Through various experiments including synthetic and real datasets, we showed that the robust GOF test is well-calibrated and maintains non-trivial power. We now discuss several interesting directions for future work.

Firstly, we showed consistency of the proposed robust KSD test against *all* alternative distributions not lying in the null set, i.e., $H_1^C : Q \notin \mathcal{B}^{\text{KSD}}(P; \theta)$. In the robust testing literature, it is however also common to restrict the alternative set to a neighborhood centered on an alternative model $P' \neq P$ and study minimaxity against such alternative hypothesis (Huber, 1965; Levy, 2008; Gül & Zoubir, 2016; Sun & Zou, 2023). Understanding whether our robust KSD test achieves such minimax property could be an interesting future work.

Secondly, as discussed in Section 2.3, our proposed robust KSD test does not require the Stein kernel u_p to be bounded. A bounded Stein kernel is convenient as the resulting KSD-ball $\mathcal{B}^{\text{KSD}}(P; \theta)$ contains many contamination models of interest, such as Huber’s model with an *arbitrary* noise distribution. However, this could be too strict in some applications where outliers cannot take an arbitrary value, e.g., when the domain is bounded or the data acquisition procedure is highly regulated to prevent extreme outliers. In these cases, even with an unbounded kernel, the KSD-ball could still capture all contamination models of interest. Unbounded Stein kernels possess desirable theoretical properties such as controlling the convergence of expectations of certain function classes (Barp et al., 2022; Kanagawa et al., 2022); exploring whether they can lead to more powerful robust-KSD tests could therefore also be a worthwhile future research direction.

Acknowledgments

The authors would like to thank Antonin Schrab, Andrew Duncan, Matias Altamirano, and Charita Dellaporta for helpful discussions. XL was supported by the President’s PhD Scholarships of Imperial College London, the EPSRC StatML CDT programme [EP/S023151/1], and the Alan Turing Enrichment Scheme Award. FXB was supported through the EPSRC grant [EP/Y011805/1].

References

- Radoslaw Adamczak. A note on the Hanson-Wright inequality for random vectors with dependencies. *Electronic Communications in Probability*, 20(none):1 – 13, 2015.
- Pierre Alquier and Mathieu Gerber. Universal robust regression via maximum mean discrepancy. *Biometrika*, 111(1):71–92, 2024.
- Matias Altamirano, François-Xavier Briol, and Jeremias Knoblauch. Robust and scalable Bayesian online changepoint detection. In *International Conference on Machine Learning*, pp. 642–663, 2023.
- Matias Altamirano, François-Xavier Briol, and Jeremias Knoblauch. Robust and conjugate Gaussian process regression. In *International Conference on Machine Learning*, pp. 1155–1185, 2024.
- Alan Nawzad Amin, Eli N. Weinstein, and Debora Susan Marks. A kernelized Stein discrepancy for biological sequences. In *International Conference of Machine Learning*, pp. 718–767, 2023.
- Andreas Anastasiou, Alessandro Barp, François-Xavier Briol, Bruno Ebner, Robert E. Gaunt, Fatemeh Ghaderinezhad, Jackson Gorham, Arthur Gretton, Christophe Ley, Qiang Liu, Lester Mackey, Chris J. Oates, Gesine Reinert, and Yvik Swan. Stein’s Method Meets Computational Statistics: A Review of Some Recent Developments. *Statistical Science*, 38(1):120 – 139, 2023.
- Miguel A. Arcones and Evarist Gine. On the bootstrap of U and V statistics. *The Annals of Statistics*, 20(2): 655–674, 1992.
- Alessandro Barp, François-Xavier Briol, Andrew Duncan, Mark Girolami, and Lester Mackey. Minimum Stein discrepancy estimators. *Advances in Neural Information Processing Systems*, 32:12964–12976, 2019.
- Alessandro Barp, Carl-Johann Simon-Gabriel, Mark Girolami, and Lester Mackey. Targeted separation and convergence with kernel discrepancies. *arXiv preprint arXiv:2209.12835*, 2022.
- Jerome Baum, Heishiro Kanagawa, and Arthur Gretton. A kernel stein test of goodness of fit for sequential models. In *International Conference on Machine Learning*, pp. 1936–1953. PMLR, 2023.
- Alain Berlinet and Christine Thomas-Agnan. *Reproducing Kernel Hilbert Spaces in Probability and Statistics*. Springer Science+Business Media, New York, 2004.

-
- Kenneth L. Blackard, Theodore S. Rappaport, and Charles W. Bostian. Measurements and models of radio frequency impulsive noise for indoor wireless communications. *IEEE Journal on selected areas in communications*, 11(7):991–1001, 1993.
- François-Xavier Briol, Alessandro Barp, Andrew B. Duncan, and Mark Girolami. Statistical inference for generative models with maximum mean discrepancy. *arXiv:1906.05944*, pp. 1–57, 2019.
- Stéphane Canu and Alex Smola. Kernel methods and the exponential family. *Neurocomputing*, 69(7-9): 714–720, 2006.
- Badr-Eddine Chérif-Abdellatif and Pierre Alquier. MMD-Bayes: Robust Bayesian estimation via maximum mean discrepancy. In *Proceedings of The 2nd Symposium on Advances in Approximate Bayesian Inference (AABI)*, pp. 1–21, 2020.
- Badr-Eddine Chérif-Abdellatif and Pierre Alquier. Finite sample properties of parametric MMD estimation: robustness to misspecification and dependence. *Bernoulli*, 28(1):181–213, 2022.
- Kyung Hyun Cho, Tapani Raiko, and Alexander Ilin. Gaussian-Bernoulli deep Boltzmann machine. In *The 2013 International Joint Conference on Neural Networks (IJCNN)*, pp. 1–7. IEEE, 2013.
- Fan Chung and Linyuan Lu. Connected components in random graphs with given expected degree sequences. *Annals of combinatorics*, 6(2):125–145, 2002.
- Kacper Chwialkowski, Heiko Strathmann, and Arthur Gretton. A Kernel Test of Goodness of Fit. In Maria Florina Balcan and Kilian Q. Weinberger (eds.), *Proceedings of The 33rd International Conference on Machine Learning*, volume 48 of *Proceedings of Machine Learning Research*, pp. 2606–2615, New York, New York, USA, June 2016. PMLR.
- Kacper P Chwialkowski, Dino Sejdinovic, and Arthur Gretton. A wild bootstrap for degenerate kernel tests. *Advances in Neural Information Processing Systems*, 27, 2014.
- Anand G Dabak and D.H. Johnson. Geometrically based robust detection. *Proceedings of the Conference on Information Sciences and Systems, Johns Hopkins University, Baltimore*, pp. 73–77, May 1994.
- Ralph B D’Agostino. *Goodness-of-fit-techniques*. Routledge, 1986.
- Herold Dehling and Thomas Mikosch. Random quadratic forms and the bootstrap for U-statistics. *Journal of Multivariate Analysis*, 51(2):392–413, 1994.
- Charita Dellaporta and Theodoros Damoulas. Robust Bayesian Inference for Berkson and Classical Measurement Error Models. *arXiv:2306.01468*, 2023.
- Charita Dellaporta, Jeremias Knoblauch, Theodoros Damoulas, and François-Xavier Briol. Robust Bayesian inference for simulator-based models via the MMD posterior bootstrap. In *Proceedings of The 25th International Conference on Artificial Intelligence and Statistics*, pp. 943–970, 2022.
- Gerardo Duran-Martin, Matias Altamirano, Alexander Y. Shestopaloff, Jeremias Knoblauch, Matt Jones, François-Xavier Briol, and Kevin Murphy. Outlier-robust Kalman Filtering through Generalised Bayes. In *International Conference on Machine Learning*, pp. 12138–12171, 2024.
- Michael Fauß and Abdelhak M Zoubir. Old bands, new tracks—revisiting the band model for robust hypothesis testing. *IEEE Transactions on signal Processing*, 64(22):5875–5886, 2016.
- Michael Fauß, Abdelhak M. Zoubir, and H. Vincent Poor. Minimax robust detection: Classic results and recent advances. *IEEE Transactions on Signal Processing*, 69:2252–2283, 2021.
- Tamara Fernandez, Nicolas Rivera, Wenkai Xu, and Arthur Gretton. Kernelized Stein discrepancy tests of goodness-of-fit for time-to-event data. In *International Conference on Machine Learning*, pp. 3112–3122. PMLR, 2020.

-
- Asja Fischer and Christian Igel. Training restricted Boltzmann machines: An introduction. *Pattern Recognition*, 47(1):25–39, 2014.
- Catherine Forbes, Merran Evans, Nicholas Hastings, and Brian Peacock. *Statistical distributions*. John Wiley & Sons, 4 edition, 2011.
- R. Fortet and E. Mourier. Convergence de la répartition empirique vers la répartition théorique. *Annales scientifiques de l’École Normale Supérieure*, 3e série, 70(3):267–285, 1953.
- Benoît Frénay and Michel Verleysen. Classification in the presence of label noise: a survey. *IEEE transactions on neural networks and learning systems*, 25(5):845–869, 2013.
- Kenji Fukumizu, Arthur Gretton, Gert Lanckriet, Bernhard Schölkopf, and Bharath K Sriperumbudur. Kernel choice and classifiability for RKHS embeddings of probability distributions. *Advances in Neural Information Processing Systems*, 22, 2009.
- Rui Gao, Liyan Xie, Yao Xie, and Huan Xu. Robust hypothesis testing using Wasserstein uncertainty sets. *Advances in Neural Information Processing Systems*, 31, 2018.
- Gene H. Golub and Charles F. van Loan. *Matrix Computations*. JHU Press, fourth edition, 2013. ISBN 1421407949 9781421407944.
- Jackson Gorham and Lester Mackey. Measuring sample quality with Stein’s method. *Advances in Neural Information Processing Systems*, 28, 2015.
- Jackson Gorham and Lester Mackey. Measuring sample quality with kernels. In *International Conference on Machine Learning*, pp. 1292–1301. PMLR, 2017.
- Arthur Gretton, Karsten M Borgwardt, Malte J Rasch, Bernhard Schölkopf, and Alexander Smola. A kernel two-sample test. *The Journal of Machine Learning Research*, 13(1):723–773, 2012.
- Gökhan Gül and Abdelhak M Zoubir. Robust Hypothesis Testing with α -Divergence. *IEEE Transactions on Signal Processing*, 64(18):4737–4750, 2016.
- Robert Hafner. Construction of minimax-tests for bounded families of probability-densities. *Metrika*, 40(1): 1–23, 1993.
- Frank R Hampel. The Influence Curve and its Role in Robust Estimation. *Journal of the American Statistical Association*, 69(346):383–393, 1974.
- Robert V Hogg, Elliot A Tanis, and Dale L Zimmerman. *Probability and statistical inference*, volume 993. Macmillan New York, 1977.
- Kevin H. Huang, Xing Liu, Andrew Duncan, and Axel Gandy. A High-dimensional Convergence Theorem for U-statistics with Applications to Kernel-based Testing. In Gergely Neu and Lorenzo Rosasco (eds.), *Proceedings of Thirty Sixth Conference on Learning Theory*, volume 195 of *Proceedings of Machine Learning Research*, pp. 3827–3918. PMLR, July 2023.
- Peter J. Huber. Robust Estimation of a Location Parameter. *The Annals of Mathematical Statistics*, 35(1): 73–101, 1964.
- Peter J Huber. A Robust Version of the Probability Ratio Test. *The Annals of Mathematical Statistics*, pp. 1753–1758, 1965.
- Peter J Huber and Elvezio M Ronchetti. *Robust statistics*. John Wiley & Sons, 2011.
- Jonathan Huggins and Lester Mackey. Random feature Stein discrepancies. *Advances in Neural Information Processing Systems*, 31, 2018.
- Marie Huskova and Paul Janssen. Consistency of the generalized bootstrap for degenerate U-statistics. *The Annals of Statistics*, 21(4):1811–1823, 1993.

-
- Aapo Hyvärinen. Estimation of non-normalized statistical models by score matching. *Journal of Machine Learning Research*, 6(24):695–709, 2005.
- Paul Janssen. Weighted Bootstrapping of U-Statistics. *Journal of Statistical Planning and Inference*, 38(1): 31–41, 1994. ISSN 0378-3758.
- Paul Janssen. Bootstrapping U-statistics. *South African Statistical Journal*, 31(2):185–216, 1997.
- Wittawat Jitkrittum, Wenkai Xu, Zoltán Szabó, Kenji Fukumizu, and Arthur Gretton. A linear-time kernel goodness-of-fit test. In *Proceedings of the 31st International Conference on Neural Information Processing Systems*, NIPS’17, pp. 261–270, Red Hook, NY, USA, 2017. Curran Associates Inc. ISBN 978-1-5108-6096-4.
- Heishiro Kanagawa, Arthur Gretton, and Lester Mackey. Controlling moments with kernel Stein discrepancies. *arXiv preprint arXiv:2211.05408*, 2022.
- S Kassam. Robust hypothesis testing for bounded classes of probability densities (corresp.). *IEEE Transactions on Information Theory*, 27(2):242–247, 1981.
- Oscar Key, Arthur Gretton, François-Xavier Briol, and Tamara Fernandez. Composite goodness-of-fit tests with kernels. *arXiv preprint arXiv:2111.10275*, 2021.
- A.N Kolmogorov. Sulla determinazione empirica di una legge didistribuzione. *Giorn Dell’inst Ital Degli Att*, 4:89–91, 1933.
- Diane Lambert. Qualitative robustness of tests. *Journal of the American Statistical Association*, 77(378): 352–357, 1982.
- L. LeCam. Convergence of estimates under dimensionality restrictions. *The Annals of Statistics*, 1(1):38–53, 1973.
- Erich Leo Lehmann and Joseph P Romano. *Testing statistical hypotheses*. Springer Cham, fourth edition, 2022.
- Anne Leucht and Michael H. Neumann. Dependent wild bootstrap for degenerate U- and V-statistics. *Journal of Multivariate Analysis*, 117:257–280, 2013. ISSN 0047-259X.
- Bernard C Levy. Robust hypothesis testing with a relative entropy tolerance. *IEEE Transactions on Information Theory*, 55(1):413–421, 2008.
- Qiang Liu, Jason Lee, and Michael Jordan. A Kernelized Stein Discrepancy for Goodness-of-fit Tests. In Maria Florina Balcan and Kilian Q. Weinberger (eds.), *Proceedings of The 33rd International Conference on Machine Learning*, volume 48 of *Proceedings of Machine Learning Research*, pp. 276–284, New York, New York, USA, June 2016. PMLR.
- Xing Liu, Andrew B. Duncan, and Axel Gandy. Using perturbation to improve goodness-of-fit tests based on kernelized stein discrepancy. In *International Conference on Machine Learning*, pp. 21527–21547. PMLR, 2023.
- James R Lloyd and Zoubin Ghahramani. Statistical Model Criticism using Kernel Two Sample Tests. In C. Cortes, N. Lawrence, D. Lee, M. Sugiyama, and R. Garnett (eds.), *Advances in Neural Information Processing Systems*, volume 28. Curran Associates, Inc., 2015.
- Takuo Matsubara, Jeremias Knoblauch, François-Xavier Briol, and Chris J Oates. Robust generalised Bayesian inference for intractable likelihoods. *Journal of the Royal Statistical Society Series B: Statistical Methodology*, 84(3):997–1022, 2022.
- Colin McDiarmid et al. On the method of bounded differences. *Surveys in combinatorics*, 141(1):148–188, 1989.
- Alfred Müller. Integral probability metrics and their generating classes of functions. *Advances in applied probability*, 29(2):429–443, 1997.

-
- Chris J Oates, Mark Girolami, and Nicolas Chopin. Control functionals for monte carlo integration. *Journal of the Royal Statistical Society Series B: Statistical Methodology*, 79(3):695–718, 2017.
- Frédéric Ouimet. Explicit formulas for the joint third and fourth central moments of the multinomial distribution. *arXiv preprint arXiv:2006.09059*, 2020.
- Jason A. Palmer, Ken Kreutz-Delgado, and Scott Makeig. Strong Sub- and Super-Gaussianity. In Vincent Vigneron, Vicente Zarzoso, Eric Moreau, Rémi Gribonval, and Emmanuel Vincent (eds.), *Latent Variable Analysis and Signal Separation*, pp. 303–310, Berlin, Heidelberg, 2010. Springer Berlin Heidelberg. ISBN 978-3-642-15995-4.
- Marc Postman, John Peter Huchra, and Margaret J Geller. Probes of large-scale structure in the corona borealis region. *Astronomical Journal (ISSN 0004-6256)*, vol. 92, Dec. 1986, p. 1238-1247., 92:1238–1247, 1986.
- Yu V Prokhorov. Convergence of random processes and limit theorems in probability theory. *Theory of Probability & Its Applications*, 1(2):157–214, 1956.
- Yichen Qin and Carey E Priebe. Robust hypothesis testing via L_q -likelihood. *Statistica Sinica*, pp. 1793–1813, 2017.
- Aaditya Ramdas, Sashank Jakkam Reddi, Barnabás Póczos, Aarti Singh, and Larry Wasserman. On the decreasing power of kernel and distance based nonparametric hypothesis tests in high dimensions. In *Proceedings of the AAAI Conference on Artificial Intelligence*, volume 29, 2015.
- Sashank Reddi, Aaditya Ramdas, Barnabás Póczos, Aarti Singh, and Larry Wasserman. On the high dimensional power of a linear-time two sample test under mean-shift alternatives. In *Artificial Intelligence and Statistics*, pp. 772–780. PMLR, 2015.
- Helmut Rieder. Qualitative robustness of rank tests. *The Annals of Statistics*, 10(1):205–211, 1982.
- Giorgio Rizzoni and PS Min. Detection of sensor failures in automotive engines. *IEEE transactions on vehicular technology*, 40(2):487–500, 1991.
- Kathryn Roeder. Density estimation with confidence sets exemplified by superclusters and voids in the galaxies. *Journal of the American Statistical Association*, 85(411):617–624, 1990.
- Antonin Schrab and Ilmun Kim. Robust kernel hypothesis testing under data corruption. *arXiv preprint arXiv:2405.19912*, 2024.
- Antonin Schrab, Benjamin Guedj, and Arthur Gretton. KSD aggregated goodness-of-fit test. *Advances in Neural Information Processing Systems*, 35:32624–32638, 2022.
- Antonin Schrab, Ilmun Kim, Mélisande Albert, Béatrice Laurent, Benjamin Guedj, and Arthur Gretton. MMD aggregated two-sample test. *Journal of Machine Learning Research*, 24(194):1–81, 2023.
- Robert J Serfling. *Approximation Theorems of Mathematical Statistics*. John Wiley & Sons, 2009.
- Xiaofeng Shao. The Dependent Wild Bootstrap. *Journal of the American Statistical Association*, 105(489): 218–235, 2010.
- Abhishek B Sharma, Leana Golubchik, and Ramesh Govindan. Sensor faults: Detection methods and prevalence in real-world datasets. *ACM Transactions on Sensor Networks (TOSN)*, 6(3):1–39, 2010.
- Jiaxin Shi and Lester Mackey. A finite-particle convergence rate for stein variational gradient descent. *Advances in Neural Information Processing Systems*, 36, 2024.
- Bharath K Sriperumbudur, Arthur Gretton, Kenji Fukumizu, Bernhard Schölkopf, and Gert RG Lanckriet. Hilbert space embeddings and metrics on probability measures. *The Journal of Machine Learning Research*, 11:1517–1561, 2010.

-
- Zhongchang Sun and Shaofeng Zou. Kernel robust hypothesis testing. *IEEE Transactions on Information Theory*, 2023.
- Aad W Van der Vaart. *Asymptotic Statistics*, volume 3. Cambridge University Press, 2000.
- Li K Wenliang and Heishiro Kanagawa. Blindness of score-based methods to isolated components and mixing proportions. *arXiv preprint arXiv:2008.10087*, 2020.
- George Wynne, Miłkołaj Kasprzak, and Andrew B. Duncan. A spectral representation of kernel Stein discrepancy with application to goodness-of-fit tests for measures on infinite dimensional Hilbert spaces. *arXiv preprint arXiv:2206.04552*, 2022.
- Liyan Xie, Rui Gao, and Yao Xie. Robust hypothesis testing with Wasserstein uncertainty sets. *arXiv preprint arXiv:2105.14348*, 2021.
- Wenkai Xu and Takeru Matsuda. A Stein goodness-of-fit test for directional distributions. In *International Conference on Artificial Intelligence and Statistics*, pp. 320–330. PMLR, 2020.
- Wenkai Xu and Takeru Matsuda. Interpretable Stein Goodness-of-Fit Tests on Riemannian Manifold. In *International Conference on Machine Learning*, pp. 11502–11513. PMLR, 2021.
- Wenkai Xu and Gesine Reinert. A Stein goodness-of-test for exponential random graph models. In *International Conference on Artificial Intelligence and Statistics*, pp. 415–423. PMLR, 2021.
- Jiasen Yang, Qiang Liu, Vinayak Rao, and Jennifer Neville. Goodness-of-fit testing for discrete distributions via Stein discrepancy. In *International Conference on Machine Learning*, pp. 5561–5570. PMLR, 2018.
- Pengfei Yang and Biao Chen. Robust Kullback-Leibler divergence and universal hypothesis testing for continuous distributions. *IEEE Transactions on Information Theory*, 65(4):2360–2373, 2018.
- Liangwei Zhang, Jing Lin, Bin Liu, Zhicong Zhang, Xiaohui Yan, and Muheng Wei. A review on deep learning applications in prognostics and health management. *Ieee Access*, 7:162415–162438, 2019.
- Mingtian Zhang, Oscar Key, Peter Hayes, David Barber, Brooks Paige, and François-Xavier Briol. Towards healing the blindness of score matching. *arXiv preprint arXiv:2209.07396*, 2022.

Appendix

The appendix is organized as follows.

- **Appendix A** contains the proofs of all main theoretical results in the paper. In particular, **Appendix A.1** proves Theorem 1, **Appendix A.2** proves Lemma 2, **Appendix A.3** proves Theorem 3, **Appendix A.4** presents auxiliary tools needed to prove Theorem 4, **Appendix A.5** proves Theorem 4, and **Appendix A.6** proves Proposition 5 and Proposition 6.
- **Appendix B** contains complementary experiments and details of the experimental setups.
- **Appendix C** discusses how to extend our key results to U-statistics.
- **Appendix D** presents another robust KSD test that is well-calibrated with finite samples.

Throughout the appendix, given i.i.d. random variables $\mathbf{X}_1, \dots, \mathbf{X}_n \sim Q \in \mathcal{P}(\mathbb{R}^d)$ and an integrable function $f : (\mathbb{R}^d)^n \rightarrow \mathbb{R}$, we will write for brevity $\mathbb{E}[f(\mathbf{X}_1, \dots, \mathbf{X}_n)] = \int_{\mathbb{R}^d} \dots \int_{\mathbb{R}^d} f(\mathbf{x}_1, \dots, \mathbf{x}_n) Q(d\mathbf{x}_1) \dots Q(d\mathbf{x}_n)$.

A Proof of Theoretical Results

A.1 Proof of Theorem 1 and Related Preliminary Results

Sketch of proof For any $\epsilon \in [0, 1]$ and $R \in \mathcal{P}(\mathbb{R}^d)$, a random variable \mathbf{X}_i drawn from $Q = (1 - \epsilon)P + \epsilon R$ can be written as $\mathbf{X}_i = (1 - \xi_i)\mathbf{X}_i^* + \xi_i\mathbf{Z}_i$, where $\xi_i \sim \text{Bernoulli}(\epsilon)$, $\mathbf{X}_i^* \sim P$ and $\mathbf{Z}_i \sim R$ are independent, and the equality is understood as equality in distribution. Defining the random variable $M' = \sum_{i=1}^n \xi_i$, then $M' \sim \text{Binomial}(n, \epsilon)$ and represents the number of contaminated data in a random sample \mathbb{X}_n drawn from Q . We will first show that the conclusion in Theorem 1 holds *conditional* on the event $\{M' \geq m'_0\}$ for some integer $m'_0 \in [0, n]$, i.e., when there are at least m'_0 contaminated data in the sample. This will be sufficient to show Theorem 1 by proving that this event occurs with high probability.

We will use the following notation in the rest of this section: Let \mathbb{X}_n^* be a random sample drawn from Q . For any integer $m' \in [0, n]$ giving the number of corrupted data and any $\mathbf{z} \in \mathbb{R}^d$, we define $\mathbb{X}_{n,\mathbf{z}} = \mathbb{X}_{n-m'}^* \cup \{\mathbf{z}\}^{m'}$.

The rest of this section is organized as follows:

- We first present three preliminary results. Lemma 7 and Lemma 8 respectively bound the test statistic $D^2(\mathbb{X}_{n,\mathbf{z}})$ and $q_{\infty,1-\alpha}^2(\mathbb{X}_{n,\mathbf{z}})$ for a given number of corrupted data, m' , by quantities of the form $a_n u_p(\mathbf{z}, \mathbf{z}) + b_n$ for some a_n, b_n . These results allow us to compare the relative rate at which $D^2(\mathbb{X}_{n,\mathbf{z}})$ and $q_{\infty,1-\alpha}^2(\mathbb{X}_{n,\mathbf{z}})$ scale with \mathbf{z} . Both results will be used to prove Proposition 9, which states that the claim in Theorem 1 holds conditionally on the number of corrupted data.
- Appendix A.1.1, A.1.2, A.1.3 and A.1.4 provide the proofs for Lemma 7, Lemma 8, Proposition 9 and Theorem 1, respectively.

Assumption 1. Assume $\mathbb{E}_{\mathbf{X} \sim P}[\|\mathbf{s}_p(\mathbf{X})\|_2^4] < \infty$ and $k(\mathbf{x}, \mathbf{x}') = h(\mathbf{x} - \mathbf{x}')$ for some $h \in \mathcal{C}_b^2$ with $h(0) > 0$.

Lemma 7. Assume $\sigma_\infty^2 := \sup_{\mathbf{z} \in \mathbb{R}^d} \mathbb{E}_{\mathbf{X} \sim P}[u_p(\mathbf{X}, \mathbf{z})^2] < \infty$ and suppose Assumption 1 holds. Then, for any $\delta > 0$ and integers $0 < m' < n$, the following event holds with probability at least $1 - \delta$:

$$D^2(\mathbb{X}_{n,\mathbf{z}}) \geq \epsilon_{m,n}^2 u_p(\mathbf{z}, \mathbf{z}) - \frac{2\sigma_\infty \epsilon_{m,n}}{\sqrt{\delta m}},$$

where $\epsilon_{m,n} = m'/n$ and $m = n - m'$.

Lemma 8. Suppose Assumption 1 holds. Assume (i) $\sigma_\infty^2 := \sup_{\mathbf{z} \in \mathbb{R}^d} \mathbb{E}_{\mathbf{X} \sim P}[u_p(\mathbf{X}, \mathbf{z})^2] < \infty$, (ii) $\xi_P^2 := \mathbb{E}_{\mathbf{X} \sim P}[u_p(\mathbf{X}, \mathbf{X})^2] < \infty$, and (iii) $\Sigma_P^2 := \text{Var}_{\mathbf{X}, \mathbf{X}' \sim P}(u_p(\mathbf{X}, \mathbf{X}')) < \infty$. Then there exist constants $C, C_{P,1}$ and $C_{P,2}$ depending only on P such that, for any $\delta > 0$ and integers $0 < m' < n$, the following event holds with probability at least $1 - \delta$:

$$q_{\infty,1-\alpha}^2(\mathbb{X}_{n,\mathbf{z}}) \leq \frac{C \log(1/\alpha)}{n\sqrt{\delta}} \epsilon_{m,n} u_p(\mathbf{z}, \mathbf{z}) + \frac{C_{P,1}}{n\delta} + \frac{C_{P,2} \log(1/\alpha)}{n\sqrt{\delta}},$$

where $\epsilon_{m,n} = m'/n$ and $m = n - m'$, and the probability is over the joint distribution of $\mathbb{X}_{n,\mathbf{z}}$ and $\mathbf{W} \sim \text{Multinomial}(n; 1/n, \dots, 1/n)$.

Proposition 9. *There exists a constant $C > 0$ such that the following holds. Suppose Assumption 1 holds. Assume the following integrability conditions hold:*

$$\sup_{\mathbf{z} \in \mathbb{R}^d} \|\mathbf{s}_p(\mathbf{z})\|_2^4 \mathbb{E}_{\mathbf{X} \sim P} [h(\mathbf{X} - \mathbf{z})^4] < \infty, \quad \text{and} \quad \sup_{\mathbf{z} \in \mathbb{R}^d} \|\mathbf{s}_p(\mathbf{z})\|_2^2 \mathbb{E}_{\mathbf{X} \sim P} [\|\nabla h(\mathbf{X} - \mathbf{z})\|_2^2] < \infty.$$

Further assume that $\mathbf{z} \mapsto \|\mathbf{s}_p(\mathbf{z})\|_2$ is unbounded. Then for any $s \in [0, 1)$, there exists $\mathbf{z} \in \mathbb{R}^d$ such that, for any samples size n and integer $m' \in [n^{1-s}/2, n)$ giving the number of corrupted samples, the condition

$$n^{\frac{(1-s)}{2}} > 2\sqrt{2}C \log\left(\frac{4}{\alpha}\right)$$

imply

$$\Pr_{\mathbb{X}_{n-m'}^* \sim P, \mathbf{W}} (D^2(\mathbb{X}_{n,\mathbf{z}}) > q_{\infty, 1-\alpha}^2(\mathbb{X}_{n,\mathbf{z}})) \geq 1 - n^{-(1-s)}.$$

The assumption $m' \in [n^{1-s}/2, n)$ ensures there is considerable amount of corrupted data in the sample, while excluding the case where all data are contaminated ($m' = n$). The constant factor $1/2$ is arbitrary.

A.1.1 Proof of Lemma 7

The test statistic can be decomposed in three terms: a term with uncorrupted samples, a term with corrupted samples, and term for interactions between these two groups:

$$\begin{aligned} D^2(\mathbb{X}_{n,\mathbf{z}}) &= \frac{1}{n} \sum_{1 \leq i, j \leq n} u_P(\mathbf{X}_i, \mathbf{X}_j) \\ &= \frac{1}{n^2} \sum_{1 \leq i, j \leq m} u_p(\mathbf{X}_i^*, \mathbf{X}_j^*) + \frac{2}{n^2} \sum_{1 \leq i \leq m < j \leq n} u_p(\mathbf{X}_i^*, \mathbf{z}) + \frac{1}{n^2} \sum_{m < i, j \leq n} u_p(\mathbf{z}, \mathbf{z}) \\ &= \frac{m^2}{n^2} D^2(\mathbb{X}_m^*) + \frac{2(n-m)}{n^2} \sum_{i=1}^m u_p(\mathbf{X}_i^*, \mathbf{z}) + \frac{(n-m)^2}{n^2} u_p(\mathbf{z}, \mathbf{z}) \\ &= (1 - \epsilon_{m,n})^2 D^2(\mathbb{X}_m^*) + 2\epsilon_{m,n}(1 - \epsilon_{m,n}) S_{m,\mathbf{z}} + \epsilon_{m,n}^2 u_p(\mathbf{z}, \mathbf{z}), \end{aligned} \quad (11)$$

where in the last line we have defined $S_{m,\mathbf{z}} := m^{-1} \sum_{i=1}^m u_p(\mathbf{X}_i, \mathbf{z})$ and $\epsilon_{m,n} := (n-m)/n$.

The remainder of the proof proceeds by lower-bounding the first two terms with high probability. The first term can be lower-bounded by 0, since $D^2(\mathbb{X}_m^*)$ is a V-statistic and is hence non-negative. This lower bound will be relatively good as we would expect $D^2(\mathbb{X}_m^*)$ to approach zero at a root- m rate.

Bounding the second term in (11) requires bounding $S_{m,\mathbf{z}}$. Because by assumption $\mathbf{X}_i = \mathbf{X}_i^* \sim P$ are i.i.d. for $i = 1, \dots, m$, the term $S_{m,\mathbf{z}}$ is a sum of i.i.d. random variables $u_p(\mathbf{X}_i^*, \mathbf{z})$. Moreover, $u_p(\mathbf{X}_i^*, \mathbf{z})$ are zero-mean, because the proof of [Gorham & Mackey \(2017, Proposition 1\)](#) shows that $\mathbb{E}_{\mathbf{X}^* \sim P} [u_p(\mathbf{X}^*, \cdot)] = 0$ whenever $\mathbb{E}_{\mathbf{X}^* \sim P} [\|\mathbf{s}_p(\mathbf{X}^*)\|_2] < \infty$, which holds under Assumption 1. We can therefore compute the variance of $S_{m,\mathbf{z}}$ as

$$\text{Var}(S_{m,\mathbf{z}}) = \mathbb{E}[S_{m,\mathbf{z}}^2] = \frac{1}{m} \mathbb{E}_{\mathbf{X}_1^* \sim P} [u_p(\mathbf{X}_1^*, \mathbf{z})^2] \leq \frac{\sigma_\infty^2}{m}, \quad (12)$$

which is finite since $\sigma_\infty^2 < \infty$ by assumption. We can hence apply Chebyshev's inequality. Choosing

$$t := \left(\frac{\sigma_\infty^2}{\delta m}\right)^{\frac{1}{2}} = \frac{\sigma_\infty}{\sqrt{\delta m}}, \quad (13)$$

the set $\mathcal{A}_1 := \{|S_{m,\mathbf{z}}| \leq t\}$ holds with probability at least $1 - \delta$. Furthermore, on \mathcal{A}_1 , we have by (11) that

$$D^2(\mathbb{X}_n) \geq (1 - \epsilon_{m,n})^2 D^2(\mathbb{X}_m^*) - 2\epsilon_{m,n}(1 - \epsilon_{m,n})t + \epsilon_{m,n}^2 u_p(\mathbf{z}, \mathbf{z}) \geq -2\epsilon_{m,n}t + \epsilon_{m,n}^2 u_p(\mathbf{z}, \mathbf{z}),$$

where in the last step we have used $\epsilon_{m,n} \in [0, 1]$. This shows the claim.

A.1.2 Proof of Lemma 8

To prove this lemma, we will need the following concentration bound for quadratic forms of multinomial random vectors. This is a special instance of the Hanson-Wright inequality due to Adamczak (2015) when the dependent random vectors follow multinomial distributions.

Lemma 10 (Hanson-Wright inequality; Adamczak (2015), Theorem 2.5). *Let $\mathbf{W} = (W_1, \dots, W_n) \sim \text{Multinomial}(n; 1/n, \dots, 1/n)$. Then there exists constant $C > 0$ such that, for any $n \times n$ matrix A with entries $a_{ij} \in \mathbb{R}$ and any $\delta > 0$, we have*

$$\Pr_{\mathbf{W}} \left(|\mathbf{W}^\top A \mathbf{W} - \mu| \geq C \|A\|_F \log \left(\frac{1}{\delta} \right) \right) \leq \delta,$$

where $\mu := -n^{-1} \sum_{1 \leq i, j \leq n} a_{ij} + \sum_{1 \leq i \leq n} a_{ii}$, and $\|A\|_F = (\sum_{1 \leq i, j \leq n} a_{ij}^2)^{1/2}$ is the Frobenius norm.

Proof of Lemma 10. Adamczak (2015, Remark 2.2) shows that multinomial random vectors satisfy the convex concentration inequality (Adamczak, 2015, Definition 2.2). Therefore, we can apply Adamczak (2015, Theorem 2.5) to conclude that there exists constants C_1, C_2 such that, for any $n \times n$ matrix A and any $t > 0$,

$$\begin{aligned} \Pr_{\mathbf{W}} (|\mathbf{W}^\top A \mathbf{W} - \mu| \geq t) &\leq 2 \exp \left(-\frac{1}{C_1} \min \left(\frac{t^2}{C_2 \|A\|_F^2}, \frac{t}{\|A\|_{\text{op}}} \right) \right) \\ &\leq 2 \exp \left(-\frac{1}{C_1} \min \left(\frac{t^2}{C_2 \|A\|_F^2}, \frac{t}{\|A\|_F} \right) \right), \end{aligned}$$

where $\|A\|_{\text{op}} = \sup_{\|\mathbf{x}\|_2 \leq 1} \|\mathbf{A}\mathbf{x}\|_2$ is the operator norm, $\mu = \mathbb{E}_{\mathbf{W}}[\sum_{1 \leq i, j \leq n} (W_i - 1)(W_j - 1)a_{ij}]$, and the last step holds due to the well-known relationship between operator norm and Frobenius norm $\|A\|_{\text{op}} \leq \|A\|_F$ (Golub & van Loan, 2013, Eq. 2.3.7). Moreover, we can compute μ using explicit expressions for the joint central moments of multinomial random variables (Ouimet, 2020, Theorem 2):

$$\begin{aligned} \mu &= \sum_{1 \leq i, j \leq n} a_{ij} \mathbb{E}_{\mathbf{W}}[(W_i - 1)(W_j - 1)] = \sum_{1 \leq i, j \leq n} a_{ij} \mathbb{E}_{\mathbf{W}}[(\mathbf{W}_i - 1)(\mathbf{W}_j - 1)] + \sum_{1 \leq i \leq n} a_{ii} \mathbb{E}_{\mathbf{W}}[(\mathbf{W}_i)^2] \\ &= -\frac{1}{n} \sum_{1 \leq i \neq j \leq n} a_{ij} + \left(1 - \frac{1}{n}\right) \sum_{1 \leq i \leq n} a_{ii} \\ &= -\frac{1}{n} \sum_{1 \leq i, j \leq n} a_{ij} + \sum_{1 \leq i \leq n} a_{ii}. \end{aligned}$$

For any $\delta > 0$, we claim that the choice

$$t = \max \left(C_1^{\frac{1}{2}} C_2^{\frac{1}{2}}, C_1 \right) \|A\|_F \log \left(\frac{1}{\delta} \right) \quad (14)$$

implies that $\Pr_{\mathbf{W}}(|\mathbf{W}^\top A \mathbf{W} - \mu| \geq t) \leq \delta$, which would complete the proof by setting $C = \max(C_1^{1/2} C_2^{1/2}, C_1)$. To see this, we note that the the following are equivalent

$$\begin{aligned} \delta &\geq 2 \exp \left(-\frac{1}{C_1} \min \left(\frac{n^4 t^2}{C_2 \|A\|_F^2}, \frac{n^2 t}{\|A\|_F} \right) \right) \\ &\iff C_1 \log \left(\frac{2}{\delta} \right) \leq \min \left(\frac{n^4 t^2}{C_2 \|A\|_F^2}, \frac{n^2 t}{\|A\|_F} \right) \\ &\iff C_1 \log \left(\frac{2}{\delta} \right) \leq \frac{n^4 t^2}{C_2 \|A\|_F^2} \quad \text{and} \quad C_1 \log \left(\frac{2}{\delta} \right) \leq \frac{n^2 t}{\|A\|_F} \\ &\iff t \geq C_1^{1/2} C_2^{1/2} \frac{\|A\|_F}{n^2} \sqrt{\log \left(\frac{2}{\delta} \right)} \quad \text{and} \quad t \geq C_1 \frac{\|A\|_F}{n^2} \log \left(\frac{2}{\delta} \right) \\ &\iff t \geq \max \left(C_1^{1/2} C_2^{1/2}, C_1 \sqrt{\log \left(\frac{2}{\delta} \right)} \right) \frac{\|A\|_F}{n^2} \sqrt{\log \left(\frac{2}{\delta} \right)}. \end{aligned}$$

Since $\log(2/\delta) > 1$ for $\delta \in (0, 1)$, the last inequality is met with t defined in (14). This shows that $\Pr_{\mathbf{W}}(|\mathbf{W}^\top A \mathbf{W} - \mu| \geq t) \leq \delta$, thus finishing the proof. \square

We are now ready to prove Lemma 8.

Proof of Lemma 8. Denote by F_∞ the cumulative distribution function for the conditional distribution of the bootstrap sample $D_{\mathbf{W}}^2(\mathbb{X}_{n,\mathbf{z}})$ (defined in (4)) given $\mathbb{X}_{n,\mathbf{z}}$, and denote its $(1 - \alpha)$ -quantile as

$$q_{\infty,1-\alpha}^2(\mathbb{X}_{n,\mathbf{z}}) := \inf\{t \in \mathbb{R} : 1 - \alpha \leq F_\infty(t)\}.$$

To bound $q_{\infty,1-\alpha/2}^2(\mathbb{X}_{n,\mathbf{z}})$, we use a similar argument as in Schrab et al. (2023, Appendix E4) by bounding the exceedance probability of $D_{\mathbf{W}}^2(\mathbb{X}_{n,\mathbf{z}})$. Notably, their proof cannot be applied directly here, because they use a wild bootstrap (Leucht & Neumann, 2013) that corresponds to replacing $\mathbf{W}_i - 1$ with independent Rademacher weights, whereas in our case W_i are correlated and multinomially distributed. To proceed, we first note that we can write $D_{\mathbf{W}}^2(\mathbb{X}_{n,\mathbf{z}})$ as a quadratic form as $D_{\mathbf{W}}^2(\mathbb{X}_{n,\mathbf{z}}) = n^{-2} \mathbf{W}^\top A \mathbf{W}$, where $A = (a_{ij})_{ij}$ with $a_{ij} := u_p(\mathbf{X}_i, \mathbf{X}_j)$. We can then use the Hanson-Wright inequality stated in Lemma 10 applied with $\delta = \alpha/2$ to show that there exist positive constant C such that, for any almost sure realizations $\mathbb{X}_{n,\mathbf{z}}$,

$$\begin{aligned} \Pr_{\mathbf{W}}\left(D_{\mathbf{W}}^2(\mathbb{X}_{n,\mathbf{z}}) \geq \mu/n^2 + \frac{C\|A\|_F}{n^2} \log\left(\frac{1}{\alpha}\right) \mid \mathbb{X}_{n,\mathbf{z}}\right) &= \Pr_{\mathbf{W}}\left(\mathbf{W}^\top A \mathbf{W} \geq \mu + C\|A\|_F \log\left(\frac{1}{\alpha}\right) \mid \mathbb{X}_{n,\mathbf{z}}\right) \\ &\leq \Pr_{\mathbf{W}}\left(|\mathbf{W}^\top A \mathbf{W} - \mu| \geq C\|A\|_F \log\left(\frac{1}{\alpha}\right) \mid \mathbb{X}_{n,\mathbf{z}}\right) \\ &\leq \alpha, \end{aligned}$$

where $\mu := -n^{-1} \sum_{1 \leq i, j \leq n} a_{ij} + \sum_{1 \leq i \leq n} a_{ii}$. This implies that the $(1 - \alpha)$ -quantile of $D_{\mathbf{W}}^2(\mathbb{X}_n)$ can be bounded as

$$q_{\infty,1-\alpha}^2 \leq \frac{\mu}{n^2} + t = \frac{\mu}{n^2} + \frac{\rho_\alpha \|A\|_F}{n^2}, \quad (15)$$

where we have defined $\rho_\alpha := C \log(1/\alpha)$. We now further simplifies this bound by bounding μ and $\|A\|_F$. The matrix A is the Gram matrix of the Stein kernel u_p , thus positive semi-definite. This implies $\sum_{1 \leq i, j \leq n} a_{ij} \geq 0$ and $a_{ii} \geq 0$ for all i , so we have

$$\mu = -\frac{1}{n} \sum_{1 \leq i, j \leq n} a_{ij} + \sum_{1 \leq i \leq n} a_{ii} \leq \sum_{1 \leq i \leq n} a_{ii} = \sum_{1 \leq i \leq m} a_{ii} + \sum_{m < i \leq n} a_{ii} = \sum_{1 \leq i \leq m} a_{ii} + (n - m)u_p(\mathbf{z}, \mathbf{z}), \quad (16)$$

where the last quality holds since by assumption $\mathbf{X}_i = \mathbf{z}$ for $i > m$. Moreover, since $a_{ii} = u_p(\mathbf{X}_i, \mathbf{X}_i) \geq 0$ for any i , we can apply Markov inequality to bound the first term on the RHS. This gives that the following holds with probability at least $1 - \delta/4$,

$$\sum_{1 \leq i \leq m} a_{ii} \leq \frac{4}{\delta} \sum_{1 \leq i \leq m} \mathbb{E}[a_{ii}] = \frac{4m}{\delta} \mathbb{E}_{\mathbf{X}^* \sim P}[u_p(\mathbf{X}^*, \mathbf{X}^*)] \leq \frac{4m}{\delta} (\mathbb{E}_{\mathbf{X}^* \sim P}[u_p(\mathbf{X}^*, \mathbf{X}^*)^2])^{\frac{1}{2}} = \frac{4m}{\delta} \xi_P,$$

where the second step holds since by assumption $\mathbf{X}_i = \mathbf{X}_i^* \sim P$ are i.i.d. for $i = 1, \dots, m$, and where we have substituted $\xi_P^2 = \mathbb{E}_{\mathbf{X}_1 \sim P}[u_p(\mathbf{X}_1, \mathbf{X}_1)^2]$. Combining with (16) implies that, with probability at least $1 - \delta/4$,

$$\mu \leq \frac{4m}{\delta} \xi_P + (n - m)u_p(\mathbf{z}, \mathbf{z}). \quad (17)$$

We now bound $\|A\|_F^2$ by again applying Markov's inequality to show that, with probability at least $1 - \delta/4$, where the probability is taken over the randomness of \mathbb{X}_m^* , we have

$$\begin{aligned}
\|A\|_F^2 &= \sum_{1 \leq i, j \leq n} u_p(\mathbf{X}_i, \mathbf{X}_j)^2 \\
&\leq \frac{4}{\delta} \sum_{1 \leq i, j \leq n} \mathbb{E}[u_p(\mathbf{X}_i, \mathbf{X}_j)^2] \\
&= \frac{4}{\delta} \left(\sum_{1 \leq i, j \leq m} \mathbb{E}[u_p(\mathbf{X}_i^*, \mathbf{X}_j^*)^2] + 2(n-m) \sum_{1 \leq i \leq m} \mathbb{E}[u_p(\mathbf{X}_i^*, \mathbf{z})^2] + (n-m)^2 \mathbb{E}[u_p(\mathbf{z}, \mathbf{z})^2] \right) \\
&= \frac{4}{\delta} \left((m(m-1)\Sigma_P^2 + m\xi_P^2) + 2m(n-m)\mathbb{E}_{\mathbf{X}_1^* \sim P}[u_p(\mathbf{X}_1^*, \mathbf{z})^2] + (n-m)^2 u_p(\mathbf{z}, \mathbf{z})^2 \right) \\
&\leq \frac{4}{\delta} \left((m(m-1)\Sigma_P^2 + m\xi_P^2) + 2m(n-m)\sigma_\infty^2 + (n-m)^2 u_p(\mathbf{z}, \mathbf{z})^2 \right), \tag{18}
\end{aligned}$$

where the second last line holds since

$$\begin{aligned}
\sum_{1 \leq i, j \leq m} \mathbb{E}[u_p(\mathbf{X}_i^*, \mathbf{X}_j^*)^2] &= \sum_{1 \leq i \neq j \leq m} \mathbb{E}[u_p(\mathbf{X}_i^*, \mathbf{X}_j^*)^2] + \sum_{1 \leq i \leq m} \mathbb{E}[u_p(\mathbf{X}_i^*, \mathbf{X}_i^*)^2] \\
&= m(m-1)\mathbb{E}[u_p(\mathbf{X}_i^*, \mathbf{X}_j^*)^2] + m\mathbb{E}[u_p(\mathbf{X}_i^*, \mathbf{X}_i^*)^2] = m(m-1)\Sigma_P^2 + m\xi_P^2,
\end{aligned}$$

and where we have substituted $\Sigma_P^2 = \mathbb{E}_{\mathbf{X}_1, \mathbf{X}_2 \sim P}[u_p(\mathbf{X}_1, \mathbf{X}_2)^2]$ and $\sigma_\infty^2 = \sup_{\mathbf{z} \in \mathbb{R}^d} \mathbb{E}_{\mathbf{X} \sim P}[u_p(\mathbf{X}, \mathbf{z})^2]$. Using the above inequality and (17) to bound (15), we conclude that the following event holds with probability at least $1 - \delta/2 - \delta/4 - \delta/4 = 1 - \delta$, where the randomness is taken over the joint distribution of \mathbb{X}_m^* and \mathbf{W} ,

$$\begin{aligned}
q_{\infty, 1-\alpha}^2(\mathbb{X}_{n, \mathbf{z}}) &\leq \frac{4}{n\delta} \xi_P + \frac{n-m}{n^2} u_p(\mathbf{z}, \mathbf{z}) + \frac{\rho_\alpha}{n^2} \sqrt{\frac{4}{\delta} (m(m-1)\Sigma_P^2 + m\xi_P^2 + 2m(n-m)\sigma_\infty^2 + (n-m)^2 u_p(\mathbf{z}, \mathbf{z})^2)} \\
&\leq \frac{4}{n\delta} \xi_P + \frac{n-m}{n^2} u_p(\mathbf{z}, \mathbf{z}) + \frac{\rho_\alpha}{n^2 \sqrt{\delta}} \left(2\sqrt{m(m-1)}\Sigma_P + \sqrt{m}\xi_P + \sqrt{2m(n-m)}\sigma_\infty + (n-m)u_p(\mathbf{z}, \mathbf{z}) \right), \\
&\leq \frac{4}{n\delta} \xi_P + \frac{\epsilon_{m,n}}{n} u_p(\mathbf{z}, \mathbf{z}) + \frac{\rho_\alpha}{n\sqrt{\delta}} \left(2\Sigma_P + \xi_P + \sqrt{2\epsilon_{m,n}}\sigma_\infty + \epsilon_{m,n}u_p(\mathbf{z}, \mathbf{z}) \right) \\
&\leq \frac{4}{n\delta} \xi_P + \frac{2\rho_\alpha \epsilon_{m,n}}{n\sqrt{\delta}} u_p(\mathbf{z}, \mathbf{z}) + \frac{\rho_\alpha}{n\sqrt{\delta}} (2\Sigma_P + \xi_P + \sqrt{2}\sigma_\infty), \tag{19}
\end{aligned}$$

where the first inequality holds by (17) and (18) (and using $m \leq n$), the second inequality follows from using twice the inequality $\sqrt{a+b} \leq \sqrt{a} + \sqrt{b}$ for any $a, b \geq 0$, the third inequality holds since $m \leq n$ and $\epsilon_{m,n} = (n-m)/n$, and (19) holds since $\epsilon_{m,n} \leq 1$ and since the conditions $\delta \in (0, 1)$ and $\rho_\alpha \geq 1$ imply

$$\frac{\epsilon_{m,n}}{n} u_p(\mathbf{z}, \mathbf{z}) \leq \frac{\epsilon_{m,n}}{n\sqrt{\delta}} u_p(\mathbf{z}, \mathbf{z}) \leq \frac{\rho_\alpha \epsilon_{m,n}}{n\sqrt{\delta}} u_p(\mathbf{z}, \mathbf{z}).$$

Substituting the definition of $\rho_\alpha = C \log(1/\alpha)$, and defining the constants $C' := 2C$ and $C_{P,1} := 4\xi_P$ and $C_{P,2} := C(2\Sigma_P + \xi_P + \sqrt{2}\sigma_\infty)$, we have from (19) that

$$q_{\infty, 1-\alpha}^2(\mathbb{X}_{n, \mathbf{z}}) \leq \frac{C' \log(1/\alpha) \epsilon_{m,n}}{n\sqrt{\delta}} u_p(\mathbf{z}, \mathbf{z}) + \frac{C_{P,1}}{n\delta} + \frac{C_{P,2} \log(1/\alpha)}{n\sqrt{\delta}}.$$

□

A.1.3 Proof of Proposition 9

We first show that the moment conditions (i)-(iii) in Lemma 7 and Lemma 8 are met, and apply these lemmas to conclude the proof.

Step 1: Verifying moment conditions

For any $\mathbf{x}, \mathbf{z} \in \mathbb{R}^d$, we can bound the squared Stein kernel as

$$\begin{aligned}
u_p(\mathbf{x}, \mathbf{z})^2 &= [\mathbf{s}_p(\mathbf{x})^\top \mathbf{s}_p(\mathbf{z}) h(\mathbf{x} - \mathbf{z}) - \mathbf{s}_p(\mathbf{x})^\top \nabla h(\mathbf{x} - \mathbf{z}) + \mathbf{s}_p(\mathbf{z})^\top \nabla h(\mathbf{x} - \mathbf{z}) + \nabla^\top \nabla h(\mathbf{x} - \mathbf{z})]^2 \\
&\leq 4 \left[(\mathbf{s}_p(\mathbf{x})^\top \mathbf{s}_p(\mathbf{z}) h(\mathbf{x} - \mathbf{z}))^2 + (\mathbf{s}_p(\mathbf{x})^\top \nabla h(\mathbf{x} - \mathbf{z}))^2 + (\mathbf{s}_p(\mathbf{z})^\top \nabla h(\mathbf{x} - \mathbf{z}))^2 + (\nabla^\top \nabla h(\mathbf{x} - \mathbf{z}))^2 \right] \\
&\leq 4 \left[\|\mathbf{s}_p(\mathbf{x})\|_2^2 \|\mathbf{s}_p(\mathbf{z})\|_2^2 h(\mathbf{x} - \mathbf{z})^2 + \|\mathbf{s}_p(\mathbf{x})\|_2^2 \|\nabla h(\mathbf{x} - \mathbf{z})\|_2^2 + \|\mathbf{s}_p(\mathbf{z})\|_2^2 \|\nabla h(\mathbf{x} - \mathbf{z})\|_2^2 + (\nabla^\top \nabla h(\mathbf{x} - \mathbf{z}))^2 \right], \tag{20}
\end{aligned}$$

where the first inequality holds since $(a + b + c + d)^2 \leq 4(a^2 + b^2 + c^2 + d^2)$ for any $a, b, c, d \in \mathbb{R}$, and the second inequality is due to Cauchy-Schwarz inequality. The assumption $h \in \mathcal{C}_b^2$ immediately implies that the last term in (20) is uniformly bounded over \mathbf{x}, \mathbf{z} . For the first term, taking expectation over P and supremum over \mathbf{z} gives

$$\begin{aligned}
\sup_{\mathbf{z} \in \mathbb{R}^d} \mathbb{E}_{\mathbf{X} \sim P} [\|\mathbf{s}_p(\mathbf{X})\|_2^2 \|\mathbf{s}_p(\mathbf{z})\|_2^2 h(\mathbf{X} - \mathbf{z})^2] &\leq \sup_{\mathbf{z} \in \mathbb{R}^d} \|\mathbf{s}_p(\mathbf{z})\|_2^2 (\mathbb{E}_{\mathbf{X} \sim P} [h(\mathbf{X} - \mathbf{z})^4])^{1/2} (\mathbb{E}_{\mathbf{X} \sim P} [\|\mathbf{s}_p(\mathbf{X})\|_2^4])^{1/2} \\
&= C_P^{1/2} \sup_{\mathbf{z} \in \mathbb{R}^d} \|\mathbf{s}_p(\mathbf{z})\|_2^2 (\mathbb{E}_{\mathbf{X} \sim P} [h(\mathbf{X} - \mathbf{z})^4])^{1/2},
\end{aligned}$$

where the first step holds by Hölder's inequality, and $C_P := \mathbb{E}_{\mathbf{X} \sim P} [\|\mathbf{s}_p(\mathbf{X})\|_2^4]$. The RHS of the last line is finite by assumption. Similarly, the second term in (20) can also be bounded by Hölder's inequality as

$$\sup_{\mathbf{z} \in \mathbb{R}^d} \mathbb{E}_{\mathbf{X} \sim P} [\|\mathbf{s}_p(\mathbf{x})\|_2^2 \|\nabla h(\mathbf{x} - \mathbf{z})\|_2^2] \leq C_P^{1/2} \sup_{\mathbf{z} \in \mathbb{R}^d} \mathbb{E}_{\mathbf{X} \sim P} (\|\nabla h(\mathbf{x} - \mathbf{z})\|_2^4)^{1/2},$$

which is finite since $h \in \mathcal{C}_b^2$. For the third term in (20),

$$\sup_{\mathbf{z} \in \mathbb{R}^d} \mathbb{E}_{\mathbf{X} \sim P} [\|\mathbf{s}_p(\mathbf{z})\|_2^2 \|\nabla h(\mathbf{x} - \mathbf{z})\|_2^2] = \sup_{\mathbf{z} \in \mathbb{R}^d} \|\mathbf{s}_p(\mathbf{z})\|_2^2 \mathbb{E}_{\mathbf{X} \sim P} [\|\nabla h(\mathbf{x} - \mathbf{z})\|_2^2],$$

which is again finite by assumption. Substituting these bounds into (20), we have shown that $\sigma_\infty^2 = \sup_{\mathbf{z} \in \mathbb{R}^d} \mathbb{E}_{\mathbf{X} \sim P} [u_p(\mathbf{X}, \mathbf{z})^2] < \infty$, which verifies condition (i).

To proceed, we note that a translation-invariant kernel corresponds to choosing a constant weighting function $w(\mathbf{x}) \equiv 1$ in the tilted kernel of Lemma 2, so that we can leverage the derivations in the proof of Lemma 2. To show condition (ii), setting $w(\mathbf{x}) \equiv 1$ in (29) to simplify $u_p(\mathbf{x}, \mathbf{x})$ yields

$$\begin{aligned}
\xi_P^2 &:= \mathbb{E}_{\mathbf{X} \sim P} [u_p(\mathbf{X}, \mathbf{X})^2] = \mathbb{E}_{\mathbf{X} \sim P} [(\|\mathbf{s}_p(\mathbf{X})\|_2^2 h(0) - \nabla^\top \nabla h(0))^2] \\
&\leq 2h(0)^2 \mathbb{E}_{\mathbf{X} \sim P} [\|\mathbf{s}_p(\mathbf{X})\|_2^4] + 2|\nabla^\top \nabla h(0)|^2 < \infty,
\end{aligned}$$

where the first inequality holds since $(a + b)^2 \leq 2a^2 + 2b^2$ for any $a, b \in \mathbb{R}$. Finally, (31) shows that $u_p(\mathbf{x}, \mathbf{x}')^2 \leq u_p(\mathbf{x}, \mathbf{x})u_p(\mathbf{x}', \mathbf{x}')$ for any \mathbf{x}, \mathbf{x}' , so

$$\begin{aligned}
\Sigma_P^2 &:= \text{Var}_{\mathbf{X}, \mathbf{X}' \sim P} (u_p(\mathbf{X}, \mathbf{X}')) \leq \mathbb{E}_{\mathbf{X}, \mathbf{X}' \sim P} [u_p(\mathbf{X}, \mathbf{X}')^2] \leq \mathbb{E}_{\mathbf{X}, \mathbf{X}' \sim P} [u_p(\mathbf{X}, \mathbf{X})u_p(\mathbf{X}', \mathbf{X}')] \\
&\stackrel{(a)}{=} (\mathbb{E}_{\mathbf{X} \sim P} [u_p(\mathbf{X}, \mathbf{X})])^2 \\
&\stackrel{(b)}{\leq} \mathbb{E}_{\mathbf{X} \sim P} [u_p(\mathbf{X}, \mathbf{X})^2] = \xi_P^2 < \infty,
\end{aligned}$$

where (a) holds since \mathbf{X}, \mathbf{X}' are i.i.d. and (b) follows from Jensen's inequality. This shows condition (iii).

Step 2: Proving the main claim

Pick any $s \in [0, 1)$ and any integer $m' \in [n^{1-s}/2, n)$. Define $\epsilon_{m,n} := m'/n$ and $m = n - m'$. Let $C, C_{P,1}, C_{P,2}$ be the constants defined in Lemma 8, and define the events

$$\mathcal{A}_1 := \{D^2(\mathbb{X}_n) \geq \epsilon_{m,n}^2 u_p(\mathbf{z}, \mathbf{z}) - t_1(m')\}, \quad \mathcal{A}_2 := \left\{q_{B,1-\alpha}^2(\mathbb{X}_n) \leq \frac{C \log(1/\alpha)}{n\sqrt{\delta/2}} \epsilon_{m,n} u_p(\mathbf{z}, \mathbf{z}) + t_2(m')\right\}, \tag{21}$$

where

$$t_1(m') := \frac{2\sigma_\infty \epsilon_{m,n}}{\sqrt{\delta m/2}}, \quad t_2(m') := \frac{2C_{P,1}}{n\delta} + \frac{C_{P,2} \log(1/\alpha)}{n\sqrt{\delta/2}},$$

and the dependence on m' in these quantities is through $m = n - m'$. It follows from Lemma 7 and Lemma 8 applied to $\delta/2$ that the event $\mathcal{A} := \mathcal{A}_1 \cap \mathcal{A}_2$ occurs with probability $\Pr(\mathcal{A}) \geq 1 - \delta/2 - \delta/2 = 1 - \delta$. These events allow us to bound $D^2(\mathbb{X}_{n,\mathbf{z}})$ and $q_{B,1-\alpha}^2(\mathbb{X}_{n,\mathbf{z}})$, which then allows us to show that $D^2(\mathbb{X}_{n,\mathbf{z}}) > q_{B,1-\alpha}^2(\mathbb{X}_{n,\mathbf{z}})$ for sufficiently large \mathbf{z} . On \mathcal{A} , we have

$$\begin{aligned} D^2(\mathbb{X}_n) - q_{B,1-\alpha}^2(\mathbb{X}_{n,\mathbf{z}}) &\geq \epsilon_{m,n}^2 u_p(\mathbf{z}, \mathbf{z}) - t_1(m') - \frac{C \log(1/\alpha)}{n\sqrt{\delta/2}} \epsilon_{m,n} u_p(\mathbf{z}, \mathbf{z}) - t_2(m') \\ &= \epsilon_{m,n} u_p(\mathbf{z}, \mathbf{z}) \left(\epsilon_{m,n} - \frac{C'}{n\sqrt{\delta}} \right) - T(m'), \end{aligned}$$

where in the last line we have defined $C' := \sqrt{2}C \log(1/\alpha)$ and $T(m') := t_1(m') + t_2(m')$. This implies

$$\begin{aligned} \Pr_{\mathbb{X}_m^* \sim P, \mathbf{W}} (D^2(\mathbb{X}_{n,\mathbf{z}}) > \hat{q}_{1-\alpha}^B(\mathbb{X}_{n,\mathbf{z}})) &\geq \Pr_{\mathbb{X}_m^* \sim P, \mathbf{W}} (D^2(\mathbb{X}_{n,\mathbf{z}}) > \hat{q}_{1-\alpha}^B(\mathbb{X}_{n,\mathbf{z}}) \mid \mathcal{A}) \Pr_{\mathbb{X}_m^* \sim P, \mathbf{W}}(\mathcal{A}) \\ &\geq (1 - \delta) \Pr_{\mathbb{X}_m^* \sim P, \mathbf{W}} (D^2(\mathbb{X}_{n,\mathbf{z}}) > \hat{q}_{1-\alpha}^B(\mathbb{X}_{n,\mathbf{z}}) \mid \mathcal{A}) \\ &\geq (1 - \delta) \mathbb{1} \left\{ \epsilon_{m,n} u_p(\mathbf{z}, \mathbf{z}) \left(\epsilon_{m,n} - \frac{C'}{n\sqrt{\delta}} \right) - T(m') > 0 \right\}, \end{aligned} \quad (22)$$

where the first step holds due to the law of total probability. We claim that the indicator function in (22) takes value 1 for all $m' \in [n^{1-s}/2, n)$ when the following inequalities hold:

$$n^{\frac{(1-s)}{2}} > 4C', \quad \|\mathbf{s}_p(\mathbf{z})\|_2^2 > \frac{1}{h(0)} \left(4T(n-1)n^{2s} + \nabla_1^\top \nabla_2 h(0) \right). \quad (23)$$

Indeed, since $\delta > 0$ was arbitrary, we can set $\delta = n^{-(1-s)}$, so we have

$$\epsilon_{m,n} - \frac{C'}{n\sqrt{\delta}} = \epsilon_{m,n} - \frac{C'}{n^{\frac{1}{2} + \frac{s}{2}}} \stackrel{(a)}{>} \epsilon_{m,n} - \frac{C'}{4C'n^s} = \epsilon_{m,n} - \frac{1}{4n^s} \stackrel{(b)}{\geq} \epsilon_{m,n} - \frac{\epsilon_{m,n}}{2} = \frac{\epsilon_{m,n}}{2}, \quad (24)$$

where (a) holds since the first condition in (23) implies $n^{\frac{1}{2} + \frac{s}{2}} = n^{s + \frac{(1-s)}{2}} \geq 4C'n^s$, and (b) holds since the assumption $m' \geq n^{1-s}/2$ implies $n^s \leq n/(2m') = \epsilon_{m,n}/2$. Using this and the second inequality in (23),

$$\begin{aligned} \epsilon_{m,n} u_p(\mathbf{z}, \mathbf{z}) \left(\epsilon_{m,n} - \frac{C'}{n\sqrt{\delta}} \right) &= \epsilon_{m,n} (\|\mathbf{s}_p(\mathbf{z})\|_2^2 h(0) - \nabla_1^\top \nabla_2 h(0)) \left(\epsilon_{m,n} - \frac{C'}{n\sqrt{\delta}} \right) \\ &> \epsilon_{m,n} \times 4T(n-1)n^{2s} \times \frac{\epsilon_{m,n}}{2} \\ &\geq \epsilon_{m,n} \times \frac{2T(n-1)}{\epsilon_{m,n}^2} \times \frac{\epsilon_{m,n}}{2} \\ &= T(n-1) \\ &\geq T(m'), \end{aligned}$$

where the first equality holds by setting $w(\mathbf{x}) \equiv 1$ in (29) to compute $u_p(\mathbf{z}, \mathbf{z})$, the second line follows from the second inequality in (23) and (24), the third line holds since $n^{2s} \geq n^{2s}/(m')^2 = \epsilon_{m,n}^{-2}$, and the last line holds as direct computation shows $T(n-1) \geq T(m')$ since $m' < n$ by assumption. To summarize, we have shown that for any n and \mathbf{z} satisfying (23), the following holds

$$\Pr_{\mathbb{X}_m^* \sim P, \mathbf{W}} (D^2(\mathbb{X}_{n,\mathbf{z}}) > q_{\infty,1-\alpha}^2(\mathbb{X}_{n,\mathbf{z}})) \geq 1 - \delta = 1 - n^{-(1-s)}.$$

It then remains to show that there exists \mathbf{z} not dependent on m' that satisfies the second inequality in (23), which would imply the claimed result. Such \mathbf{z} always exists, because, for the second inequality in (23), the RHS does not depend on \mathbf{z} nor m' and is finite since $\epsilon_{m,n} = m'/n \in (n^{-s}/2, 1)$ by assumption, while the LHS explodes with \mathbf{z} as we have assumed $\mathbf{z} \mapsto \|\mathbf{s}_p(\mathbf{z})\|_2$ is unbounded. This concludes the proof.

A.1.4 Proof of Theorem 1

It suffices to show the claim for any sequence of the form $\epsilon_n = n^{-s}$, where $s \in [0, 1)$ is arbitrary. Let the random variable M' be defined as at the start of Appendix A.1. For any random sample \mathbb{X}_n , define the event $\mathcal{A}(\mathbb{X}_n) = \{D^2(\mathbb{X}_n) > q_{\infty, 1-\alpha}^2(\mathbb{X}_n)\}$. For n sufficiently large so that $n^{(1-s)/2} > 2\sqrt{2}C \log(1/\alpha)$, we can apply Proposition 9 to conclude that, for all n , there exists $\mathbf{z}_n \in \mathbb{R}^d$ such that the following holds for all $m' \in [n^{1-s}/2, n) = [\epsilon_n n/2, n)$, we have

$$\Pr_{\mathbb{X}_n \sim Q, \mathbf{W}}(\mathcal{A}(\mathbb{X}_n) \mid M' = m') = \Pr_{\mathbb{X}_{n-m'}^* \sim P, \mathbf{W}}(D^2(\mathbb{X}_{n, \mathbf{z}_n}) > q_{\infty, 1-\alpha}^2(\mathbb{X}_{n, \mathbf{z}_n})) \geq 1 - n^{-(1-s)}, \quad (25)$$

where we have used the shorthand notation $\mathbb{X}_{n, \mathbf{z}_n} = \mathbb{X}_{n-m'}^* \cup \{\mathbf{z}_n\}^{m'}$. We will show that the sequence of probability measures $Q := (1 - \epsilon_n)P + \epsilon_n \delta_{\mathbf{z}_n}$ satisfies

$$\Pr_{\mathbb{X}_n \sim Q, \mathbf{W}}(D^2(\mathbb{X}_n) > q_{\infty, 1-\alpha}^2(\mathbb{X}_n)) - \Pr_{\mathbb{X}_n^* \sim P, \mathbf{W}}(D^2(\mathbb{X}_n^*) > q_{\infty, 1-\alpha}^2(\mathbb{X}_n^*)) \rightarrow 1 - \alpha, \quad (26)$$

which will imply the claimed result of our theorem. Using a concentration inequality for Binomial distributions (e.g., Chung & Lu, 2002, Lemma 2.1) applied to the case of a Binomial(n, ϵ_n), we can show that the event $\mathcal{B} := \{\epsilon_n n/2 \leq M' \leq 3\epsilon_n n/2\}$ holds with high probability:

$$\begin{aligned} \Pr_{M'}(\mathcal{B}) &= 1 - \Pr_{M'}(|M' - \epsilon_n n| < \frac{\epsilon_n n}{2}) \geq 1 - \exp\left(-\frac{(\epsilon_n n)^2}{8\epsilon_n n}\right) - \exp\left(-\frac{(\epsilon_n n)^2}{2(\epsilon_n n + \epsilon_n n/6)}\right) \\ &= 1 - \exp\left(-\frac{\epsilon_n n}{8}\right) - \exp\left(-\frac{3\epsilon_n n}{7}\right) \\ &= 1 - o(n^{-(1-s)}), \end{aligned} \quad (27)$$

where the last line holds since $r \in [0, 1)$ implies $\exp(-C\epsilon_n n) = \exp(-Cn^{1-r}) = o(n^{-(1-r)/2})$ for any constant $C > 0$. Define the index set I_n to be the set of integers in the interval $[\epsilon_n n/2, 3\epsilon_n n/2]$. Then

$$\begin{aligned} \Pr_{\mathbb{X}_n \sim Q, \mathbf{W}}(D^2(\mathbb{X}_n) > q_{\infty, 1-\alpha}^2(\mathbb{X}_n)) &\geq \Pr_{\mathbb{X}_n \sim Q, \mathbf{W}}(\mathcal{A}(\mathbb{X}_n) \cap \mathcal{B}) \\ &\stackrel{(a)}{=} \sum_{m' \in I_n} \Pr_{\mathbb{X}_n \sim Q, \mathbf{W}}(\mathcal{A}(\mathbb{X}_n) \mid M' = m') \Pr(M' = m') \\ &\geq \left(\min_{m' \in I_n} \Pr_{\mathbb{X}_n \sim Q, \mathbf{W}}(\mathcal{A}(\mathbb{X}_n) \mid M' = m')\right) \sum_{m'=m'_0}^n \Pr(M' = m') \\ &\stackrel{(b)}{=} \min_{m' \in I_n} \Pr_{\mathbb{X}_n \sim Q, \mathbf{W}}(\mathcal{A}(\mathbb{X}_n) \mid M' = m') \Pr(\mathcal{B}) \\ &\stackrel{(c)}{\geq} (1 - n^{-(1-s)})(1 - o(n^{-(1-s)})) = 1 - \mathcal{O}(n^{-(1-s)}), \end{aligned} \quad (28)$$

where the first inequality follows from the law of total probability, (a) and (b) hold by the partition $\mathcal{B} = \cup_{m' \in I_n} \{M' = m'\}$ and again the law of total probability, and (c) follows from (25) and (27). On the other hand, the assumed moment conditions imply $\mathbb{E}_{\mathbf{X}^* \sim P}[u_p(\mathbf{X}^*, \cdot)] = 0$ as argued in the paragraph before (12) and $\mathbb{E}_{\mathbf{X}_1^*, \mathbf{X}_2^* \sim P}[u_p(\mathbf{X}_1^*, \mathbf{X}_2^*)^2] \leq \mathbb{E}_{\mathbf{X}^* \sim P}[u_p(\mathbf{X}^*, \mathbf{X}^*)^2] < \infty$ as argued in Appendix A.1.3, so we can apply Arcones & Gine (1992, Theorem 3.5) with $r = 2$ to yield the asymptotic validity of the KSD test when $Q = P$, namely

$$\Pr_{\mathbb{X}_n^* \sim P, \mathbf{W}}(D^2(\mathbb{X}_n^*) > q_{\infty, 1-\alpha}^2(\mathbb{X}_n^*)) \rightarrow \alpha.$$

Combining this with (28) shows the desired convergence (26).

A.1.5 Implications for KSDs on Non-Euclidean Spaces

The core argument underpinning the proofs in Theorem 1 is that the function $\mathbf{z} \mapsto u_p(\mathbf{z}, \mathbf{z})$ is unbounded on the support of the model, which in our case is \mathbb{R}^d . The proof per se does not rely on the support being an Euclidean space. Consequently, this argument can potentially be extended to KSDs constructed for models defined on other spaces, such as models for Riemannian data (Xu & Matsuda, 2021), sequence data with varying dimensionality (Baum et al., 2023), functional data (Wynne et al., 2022), or censored time-to-event data (Fernandez et al., 2020).

A.2 Proof of Lemma 2

Direct expansion of the Stein kernel in (2) with a tilted kernel k gives

$$\begin{aligned}
u_p(\mathbf{x}, \mathbf{x}') &= \langle w(\mathbf{x})\mathbf{s}_p(\mathbf{x}), w(\mathbf{x}')\mathbf{s}_p(\mathbf{x}') \rangle h(\mathbf{x}, \mathbf{x}') \\
&\quad + \langle w(\mathbf{x}')\mathbf{s}_p(\mathbf{x}'), \nabla w(\mathbf{x}) \rangle h(\mathbf{x} - \mathbf{x}') + \langle w(\mathbf{x}')\mathbf{s}_p(\mathbf{x}'), \nabla h(\mathbf{x} - \mathbf{x}') \rangle w(\mathbf{x}) \\
&\quad + \langle w(\mathbf{x})\mathbf{s}_p(\mathbf{x}), \nabla w(\mathbf{x}') \rangle h(\mathbf{x} - \mathbf{x}') - \langle w(\mathbf{x})\mathbf{s}_p(\mathbf{x}), \nabla h(\mathbf{x} - \mathbf{x}') \rangle w(\mathbf{x}') \\
&\quad + \langle \nabla w(\mathbf{x}), \nabla w(\mathbf{x}') \rangle h(\mathbf{x} - \mathbf{x}') + \langle w(\mathbf{x})\nabla h(\mathbf{x} - \mathbf{x}'), \nabla w(\mathbf{x}') \rangle \\
&\quad - \langle \nabla w(\mathbf{x}), w(\mathbf{x}')\nabla h(\mathbf{x} - \mathbf{x}') \rangle - w(\mathbf{x})w(\mathbf{x}')\nabla^\top \nabla h(\mathbf{x} - \mathbf{x}') \\
&= \langle \mathbf{s}_{p,w}(\mathbf{x}), \mathbf{s}_{p,w}(\mathbf{x}') \rangle h(\mathbf{x} - \mathbf{x}') + \langle \mathbf{s}_{p,w}(\mathbf{x}'), \nabla w(\mathbf{x}) \rangle h(\mathbf{x} - \mathbf{x}') + \langle \mathbf{s}_{p,w}(\mathbf{x}'), \nabla h(\mathbf{x} - \mathbf{x}') \rangle w(\mathbf{x}) \\
&\quad + \langle \mathbf{s}_{p,w}(\mathbf{x}), \nabla w(\mathbf{x}') \rangle h(\mathbf{x} - \mathbf{x}') - \langle \mathbf{s}_{p,w}(\mathbf{x}), \nabla h(\mathbf{x} - \mathbf{x}') \rangle w(\mathbf{x}') \\
&\quad + \langle \nabla w(\mathbf{x}), \nabla w(\mathbf{x}') \rangle h(\mathbf{x} - \mathbf{x}') + \langle \nabla h(\mathbf{x} - \mathbf{x}'), \nabla w(\mathbf{x}') \rangle w(\mathbf{x}) \\
&\quad - \langle \nabla w(\mathbf{x}), \nabla h(\mathbf{x} - \mathbf{x}') \rangle w(\mathbf{x}') - w(\mathbf{x})w(\mathbf{x}')\nabla^\top \nabla h(\mathbf{x} - \mathbf{x}') ,
\end{aligned}$$

where $\mathbf{s}_{p,w}(\cdot) := w(\cdot)\mathbf{s}_p(\cdot)$ and $\nabla h(\mathbf{x} - \mathbf{x}')$ denotes ∇h evaluated at $\mathbf{x} - \mathbf{x}'$. By setting $\mathbf{x} = \mathbf{x}'$ and eliminating identical terms,

$$u_p(\mathbf{x}, \mathbf{x}) = \|\mathbf{s}_{p,w}(\mathbf{x})\|_2^2 h(0) + 2\langle \mathbf{s}_{p,w}(\mathbf{x}), \nabla w(\mathbf{x}) \rangle h(0) + \|\nabla w(\mathbf{x})\|_2^2 h(0) - w(\mathbf{x})^2 \nabla^\top \nabla h(0) \quad (29)$$

$$\leq \|\mathbf{s}_{p,w}(\mathbf{x})\|_2^2 h(0) + 2\|\mathbf{s}_{p,w}(\mathbf{x})\|_2 \|\nabla w(\mathbf{x})\|_2 h(0) + \|\nabla w(\mathbf{x})\|_2^2 h(0) + w(\mathbf{x})^2 |\nabla^\top \nabla h(0)|, \quad (30)$$

where the last line follows from Cauchy-Schwarz inequality. The RHS of (30) is bounded over \mathbf{x} assuming the stated conditions on h , w and the supremum of $\|\mathbf{s}_p(x)w(x)\|_2 = \|\mathbf{s}_{p,w}(x)\|_2$. To prove the bound on $u_p(\mathbf{x}, \mathbf{x}')$, we denote by \mathcal{H}_u the RKHS associated with u_p , which is a reproducing kernel (see for example Barp et al., 2022, Theorem 2.8). We use the reproducing property of the Stein reproducing kernel u_p and the Cauchy-Schwarz inequality for the corresponding RKHS norm $\|\cdot\|_{\mathcal{H}_u}$ yields

$$u_p(\mathbf{x}, \mathbf{x}') = \langle u_p(\cdot, \mathbf{x}), u_p(\cdot, \mathbf{x}') \rangle_{\mathcal{H}_u} \leq \|u_p(\cdot, \mathbf{x})\|_{\mathcal{H}_u} \|u_p(\cdot, \mathbf{x}')\|_{\mathcal{H}_u} = u_p(\mathbf{x}, \mathbf{x})^{\frac{1}{2}} u_p(\mathbf{x}', \mathbf{x}')^{\frac{1}{2}}. \quad (31)$$

Hence, $\sup_{\mathbf{x}, \mathbf{x}' \in \mathbb{R}^d} u_p(\mathbf{x}, \mathbf{x}') \leq \infty$. In particular, $u_p(\mathbf{x}, \mathbf{x})^{1/2}$ is well-defined since $u_p(\mathbf{x}, \mathbf{x}) \geq 0$, which is because the Stein kernel u_p is positive definite.

A.3 Proof of Theorem 3 and Related Preliminary Results

Sketch of proof We will show a general result in Proposition 14, which states that the robust-KSD test that rejects $H_0^C : \mathcal{B}^{\text{KSD}}(P; \theta)$ if $\Delta_\theta(\mathbb{X}_n) := \max(0, D(\mathbb{X}_n) - \theta) > q_{B, 1-\alpha}(\mathbb{X}_n)$ is qualitatively robust for any $\theta \geq 0$. This immediately shows Theorem 3 by setting $\theta = 0$. To show Proposition 14, we follow a similar approach in the proof of Theorem 1, where we will first show that the result holds conditionally on the number of contaminated data, and use a high-probability argument to complete the proof.

The rest of this section is organized as follows:

- Appendix A.3.1 shows Lemma 11, which states that the bootstrap quantiles $q_{B, 1-\alpha}(\mathbb{X}_n)$ and $q_{B, 1-\alpha}(\mathbb{X}_n^*)$ computed using any two samples \mathbb{X}_n and \mathbb{X}_n^* that differ by at most m' elements are close to each other with high probability.
- Appendix A.3.2 shows Lemma 12, which says that the difference in the exceedance probabilities of $\Delta_\theta(\mathbb{X}_n)$ and of $\Delta_\theta(\mathbb{X}_n^*)$ is small.
- Appendix A.3.3 shows Lemma 13, which says that the rejection probability of a robust-KSD test using \mathbb{X}_n is close to that of a test using \mathbb{X}_n^* , assuming \mathbb{X}_n and \mathbb{X}_n^* differ by no more than n^s elements, for some $s \in [0, 1/2]$. Its proof relies on Lemma 11 and Lemma 12.
- Appendix A.3.4 uses Lemma 13 to show Proposition 14, which says that the robust-KSD test is qualitatively robust for any $\theta \geq 0$. This result immediately shows Theorem 3, the proof of which is also contained in this section.

Lemma 11. Assume k is a tilted kernel satisfying the conditions in Lemma 2. Then there exists absolute constants $C_1, C_2 > 0$ such that, for any $\delta > 0$ and any (deterministic) realisations $\mathbb{X}_n = \{\mathbf{x}_i\}_{i=1}^n$ and $\mathbb{X}_n^* = \{\mathbf{x}_i^*\}_{i=1}^n$ that differ by at most m' elements, we have

$$\Pr_{\mathbf{W}} \left(\left| D_{\mathbf{W}}^2(\mathbb{X}_n) - D_{\mathbf{W}}^2(\mathbb{X}_n^*) \right| \leq \frac{\tau_{\infty} \epsilon_{m,n}^{\frac{1}{2}}}{n} \left(C_1 + C_2 \log \left(\frac{8}{\delta} \right) \right) \right) \geq 1 - \delta ,$$

where $D_{\mathbf{W}}^2(\mathbb{X}_n)$, defined in (4), is the bootstrap sample computed using \mathbb{X}_n , and $\epsilon_{m,n} = m'/n$. Moreover, the above inequality implies

$$\Pr_{\mathbf{W}} \left(|q_{\infty, 1-\alpha}(\mathbb{X}_n) - q_{\infty, 1-\alpha}(\mathbb{X}_n^*)| \leq \frac{\tau_{\infty}^{\frac{1}{2}} \epsilon_{m,n}^{\frac{1}{4}}}{n^{\frac{1}{2}}} \sqrt{C_1 + C_2 \log \left(\frac{16}{\delta} \right)} \right) \geq 1 - \delta .$$

Lemma 12. Assume $\mathbb{E}_{\mathbf{X} \sim P} [\|\mathbf{s}_p(\mathbf{X})\|_2] < \infty$ and that k is a tilted kernel satisfying the conditions in Lemma 2. For any $\delta, \gamma > 0$ and any integer $m' \in [0, n]$, it holds that

$$\begin{aligned} \sup_{\mathbf{z}_1, \dots, \mathbf{z}_{m'} \in \mathbb{R}^d} & \left| \Pr_{\mathbb{X}_n^* \sim P} \left(D \left(\mathbb{X}_{n-m'}^* \cup \{\mathbf{z}_i\}_{i=1}^{m'} \right) > \gamma \right) - \Pr_{\mathbb{X}_n^* \sim P} (D(\mathbb{X}_n^*) > \gamma) \right| \\ & \leq \Pr_{\mathbb{X}_n^* \sim P} (|D(\mathbb{X}_n^*) - \gamma| \leq t_{m,n,\delta}) + \delta , \end{aligned}$$

where $t_{m,n,\delta} := (4\sqrt{2}\tau_{\infty}\epsilon_{m,n}/\sqrt{\delta n} + 2\tau_{\infty}\epsilon_{m,n}^2)^{1/2}$.

Lemma 13. Assume $\mathbb{E}_{\mathbf{X} \sim P} [\|\mathbf{s}_p(\mathbf{X})\|_2] < \infty$ and that k is a tilted kernel satisfying the conditions in Lemma 2. For any $\theta \geq 0$, any $s \in [0, 1/2)$ and any $\delta > 0$, there exists n_0 such that for any $n \geq n_0$, we have

$$\begin{aligned} \max_{m' \leq n^s} \sup_{\mathbf{z}_1, \dots, \mathbf{z}_{m'} \in \mathbb{R}^d} & \left| \Pr_{\mathbb{X}_n^* \sim P, \mathbf{W}} (\Delta_{\theta}(\mathbb{X}_n^* \cup \mathbb{Z}_{m'}) > q_{\infty, 1-\alpha}(\mathbb{X}_n^* \cup \mathbb{Z}_{m'})) - \Pr_{\mathbb{X}_n^* \sim P, \mathbf{W}} (\Delta_{\theta}(\mathbb{X}_n^*) > q_{\infty, 1-\alpha}(\mathbb{X}_n^*)) \right| \\ & < \delta , \end{aligned}$$

where the max is over all integers non-negative $m' \leq n^s$.

Proposition 14. Assume $\mathbb{E}_{\mathbf{X} \sim P} [\|\mathbf{s}_p(\mathbf{X})\|_2] < \infty$ and that k is a tilted kernel satisfying the conditions in Lemma 2. If $\theta \geq 0$ and $\epsilon_n \in o(n^{-1/2})$, then as $n \rightarrow \infty$,

$$\sup_{Q \in \mathcal{P}(P; \epsilon_n)} \left| \Pr_{\mathbb{X}_n \sim Q, \mathbf{W}} (\Delta_{\theta}(\mathbb{X}_n) > q_{\infty, 1-\alpha}(\mathbb{X}_n)) - \Pr_{\mathbb{X}_n^* \sim P, \mathbf{W}} (\Delta_{\theta}(\mathbb{X}_n^*) > q_{\infty, 1-\alpha}(\mathbb{X}_n^*)) \right| \rightarrow 0 ,$$

where $\mathcal{P}(P; \epsilon_n)$ is the Huber's contamination model defined in (7).

A.3.1 Proof of Lemma 11

Without loss of generality, we assume \mathbb{X}_n and \mathbb{X}_n^* are ordered so that $\mathbf{x}_i = \mathbf{x}_i^*$ for $i = 1, \dots, m$. We also define the $n \times n$ matrices $U := (u_{ij})_{1 \leq i, j \leq n}$ and $U' := (u'_{ij})_{1 \leq i, j \leq n}$, where $u_{ij} := u_p(\mathbf{x}_i, \mathbf{x}_j)$ and $u'_{ij} := u_p(\mathbf{x}_i^*, \mathbf{x}_j^*)$. Since u_p is a reproducing kernel, U and U' are Gram matrices, thus symmetric and positive semi-definite. Furthermore, we define $W_i^0 := W_i - 1$ for any $i = 1, \dots, n$, and define the vectors $\mathbf{V}_1 := (W_1^0, \dots, W_m^0, 0, \dots, 0)^\top$ and $\mathbf{V}_2 := (0, \dots, 0, W_{m+1}^0, \dots, W_n^0)^\top$, so that $\mathbf{W}^0 = \mathbf{W} - \mathbf{1} = \mathbf{V}_1 + \mathbf{V}_2$. It follows that the bootstrap sample $D_{\mathbf{W}}^2(\mathbb{X}_n)$ defined in (4) can be decomposed as

$$D_{\mathbf{W}}^2(\mathbb{X}_n) = \frac{1}{n^2} \sum_{1 \leq i, j \leq n} W_i^0 W_j^0 u_{ij} = \frac{1}{n^2} (\mathbf{W}^0)^\top U \mathbf{W}^0 = \frac{1}{n^2} (\mathbf{V}_1^\top U \mathbf{V}_1 + \mathbf{V}_2^\top U \mathbf{V}_2 + 2\mathbf{V}_1^\top U \mathbf{V}_2) .$$

Similarly, we can decompose $D_{\mathbf{W}}^2(\mathbb{X}_n^*)$ as

$$D_{\mathbf{W}}^2(\mathbb{X}_n^*) = \frac{1}{n^2} (\mathbf{V}_1^\top U' \mathbf{V}_1 + \mathbf{V}_2^\top U' \mathbf{V}_2 + 2\mathbf{V}_1^\top U' \mathbf{V}_2) .$$

Since $\mathbf{x}_i = \mathbf{x}_i^*$ for all $i \leq m$ by construction, we have $u_{ij} = u'_{ij}$ for $1 \leq i, j \leq m$, so $\mathbf{V}_1^\top U \mathbf{V}_1 = \sum_{1 \leq i, j \leq m} W_i^0 W_j^0 u_{ij} = \sum_{1 \leq i, j \leq m} W_i^0 W_j^0 u'_{ij} = \mathbf{V}_1^\top U' \mathbf{V}_1$, and we can bound the following difference as

$$\begin{aligned} & n^2 |D_{\mathbf{W}}^2(\mathbb{X}_n) - D_{\mathbf{W}}^2(\mathbb{X}_n^*)| \\ &= |\mathbf{V}_2^\top U \mathbf{V}_2 + 2\mathbf{V}_1^\top U \mathbf{V}_2 - \mathbf{V}_2^\top U' \mathbf{V}_2 - 2\mathbf{V}_1^\top U' \mathbf{V}_2| \\ &\leq |\mathbf{V}_2^\top U \mathbf{V}_2| + 2|\mathbf{V}_1^\top U \mathbf{V}_2| + |\mathbf{V}_2^\top U' \mathbf{V}_2| + 2|\mathbf{V}_1^\top U' \mathbf{V}_2| \\ &\leq |\mathbf{V}_2^\top U \mathbf{V}_2| + 2|\mathbf{V}_1^\top U \mathbf{V}_1|^{\frac{1}{2}} |\mathbf{V}_2^\top U \mathbf{V}_2|^{\frac{1}{2}} + |\mathbf{V}_2^\top U' \mathbf{V}_2| + 2|\mathbf{V}_1^\top U' \mathbf{V}_1|^{\frac{1}{2}} |\mathbf{V}_2^\top U' \mathbf{V}_2|^{\frac{1}{2}}, \end{aligned} \quad (32)$$

where the last line follows from Cauchy-Schwarz inequality applied to the U -weighted inner product $(\mathbf{x}, \mathbf{x}') \mapsto \mathbf{x}^\top U \mathbf{x}'$ and the U' -weighted inner product $(\mathbf{x}, \mathbf{x}') \mapsto \mathbf{x}^\top U' \mathbf{x}'$, which are well-defined since U, U' are positive semi-definite. The proof proceeds by bounding each term separately. We discuss how to bound $|\mathbf{V}_1 U \mathbf{V}_1|$ and $|\mathbf{V}_2 U \mathbf{V}_2|$, and the argument for U' is identical. We first define the $n \times n$ matrix with $(A_1)_{ij} = u_{ij}$ for $i, j \leq m$ and $(A_1)_{ij} = 0$, so that we can write $\mathbf{V}_1^\top U \mathbf{V}_1 = \mathbf{W}^\top A_1 \mathbf{W}$. We can apply the Hanson-Wright lemma (Lemma 10) to conclude that there exists positive constants C such that, for any $\delta > 0$ and any almost-sure sequence \mathbb{X}_n , the following event occurs with probability at least $1 - \delta/4$,

$$\begin{aligned} |\mathbf{V}_1^\top A \mathbf{V}_1| &= |\mathbf{W}^\top A_1 \mathbf{W}| \leq \left| -\frac{1}{n} \sum_{1 \leq i, j \leq m} u_{ij} + \sum_{1 \leq i \leq m} u_{ii} \right| + C \log \left(\frac{8}{\delta} \right) \left(\sum_{1 \leq i, j \leq m} u_{ij}^2 \right)^{\frac{1}{2}} \\ &\leq \frac{1}{n} \sum_{1 \leq i, j \leq m} |u_{ij}| + \sum_{1 \leq i \leq m} |u_{ii}| + C \log \left(\frac{8}{\delta} \right) \left(\sum_{1 \leq i, j \leq m} u_{ij}^2 \right)^{\frac{1}{2}} \\ &\leq \frac{m^2}{n} \tau_\infty + m \tau_\infty + C m \tau_\infty \log \left(\frac{8}{\delta} \right) \\ &\leq 2m \tau_\infty + C m \tau_\infty \log \left(\frac{8}{\delta} \right), \end{aligned} \quad (33)$$

where the second last inequality holds since $|u_{ij}| \leq \sup_{\mathbf{x}, \mathbf{x}' \in \mathbb{R}^d} |u_p(\mathbf{x}, \mathbf{x}')| \leq \tau_\infty$, and the last line holds since $m \leq n$. Similarly, defining the matrix A_2 with $(A_2)_{ij} = 0$ for $i, j \leq m$ and $(A_2)_{ij} = u_{ij}$ otherwise, we can write $\mathbf{V}_2^\top U \mathbf{V}_2 = \mathbf{W}^\top A_2 \mathbf{W}$, and the same argument as before shows that the following holds with probability at least $1 - \delta/4$,

$$\begin{aligned} |\mathbf{V}_2^\top A \mathbf{V}_2| &= |\mathbf{W}^\top A_2 \mathbf{W}| \leq \left| -\frac{1}{n} \sum_{m < i, j \leq n} u_{ij} + \sum_{m < i \leq n} u_{ii} \right| + C \log \left(\frac{8}{\delta} \right) \left(\sum_{m < i, j \leq n} u_{ij}^2 \right)^{\frac{1}{2}} \\ &\leq \frac{(n-m)^2 \tau_\infty}{n} + (n-m) \tau_\infty + C(n-m) \tau_\infty \log \left(\frac{8}{\delta} \right) \\ &\leq 2(n-m) \tau_\infty + C(n-m) \tau_\infty \log \left(\frac{8}{\delta} \right), \end{aligned} \quad (34)$$

Combining (33) and (34), we conclude that the following holds with probability at least $1 - \delta/2$,

$$\begin{aligned} & |\mathbf{V}_2^\top U \mathbf{V}_2| + 2|\mathbf{V}_1^\top U \mathbf{V}_1|^{\frac{1}{2}} |\mathbf{V}_2^\top U \mathbf{V}_2|^{\frac{1}{2}} \\ &\leq \left(2(n-m) \tau_\infty + C(n-m) \tau_\infty \log \left(\frac{8}{\delta} \right) \right) \\ &\quad + 2 \left(2m \tau_\infty + C m \tau_\infty \log \left(\frac{8}{\delta} \right) \right)^{\frac{1}{2}} \left(2(n-m) \tau_\infty + C(n-m) \tau_\infty \log \left(\frac{8}{\delta} \right) \right)^{\frac{1}{2}} \\ &= \left((n-m) + 2m^{\frac{1}{2}}(n-m)^{\frac{1}{2}} \right) \times \tau_\infty \left(2 + C \log \left(\frac{8}{\delta} \right) \right). \end{aligned}$$

The same argument shows that the last two terms of (32) can be bounded by the same quantity on an event with probability at least $1 - \delta/2$. To conclude, we have shown that with probability at least $1 - \delta$,

$$\begin{aligned} |D_{\mathbf{W}}^2(\mathbb{X}_n) - D_{\mathbf{W}}^2(\mathbb{X}_n^*)| &\leq \frac{2}{n^2} \times \left((n-m) + 2(n-m)^{\frac{1}{2}} m^{\frac{1}{2}} \right) \times \tau_{\infty} \left(2 + C \log \left(\frac{8}{\delta} \right) \right) \\ &= \frac{2}{n} \times \frac{(n-m)^{\frac{1}{2}}}{n^{\frac{1}{2}}} \left(\frac{(n-m)^{\frac{1}{2}}}{n^{\frac{1}{2}}} + \frac{2m^{\frac{1}{2}}}{n^{\frac{1}{2}}} \right) \times \tau_{\infty} \left(2 + C \log \left(\frac{8}{\delta} \right) \right) \\ &\leq \frac{6\tau_{\infty}\epsilon_{m,n}^{\frac{1}{2}}}{n} \left(2 + C \log \left(\frac{8}{\delta} \right) \right) = \frac{\tau_{\infty}\epsilon_{m,n}^{\frac{1}{2}}}{n} \left(12 + 6C \log \left(\frac{8}{\delta} \right) \right), \end{aligned}$$

where in the second last line we have defined $\epsilon_{m,n} = (n-m)/n$ and used $n-m \leq n$ and $m \leq n$. Defining $C_1 = 12$ and $C_2 = 6C$ shows the first claim. The second claim can be shown by first noting that the above inequality implies that their $(1-\alpha)$ -quantiles must satisfy

$$|q_{\infty,1-\alpha}^2(\mathbb{X}_n) - q_{\infty,1-\alpha}^2(\mathbb{X}_n^*)| \leq \frac{\tau_{\infty}\epsilon_{m,n}^{\frac{1}{2}}}{n} \left(C_1 + C_2 \log \left(\frac{8}{\delta} \right) \right) =: \rho_{m,n,\delta}.$$

We will argue separately for the two cases $(q_{\infty,1-\alpha}(\mathbb{X}_n) + q_{\infty,1-\alpha}(\mathbb{X}_n^*)) \geq \rho_{m,n,\delta}^{1/2}$ and $(q_{\infty,1-\alpha}(\mathbb{X}_n) + q_{\infty,1-\alpha}(\mathbb{X}_n^*)) < \rho_{m,n,\delta}^{1/2}$. In the former case, the above inequality implies

$$\begin{aligned} |q_{\infty,1-\alpha}(\mathbb{X}_n) - q_{\infty,1-\alpha}(\mathbb{X}_n^*)| &= \frac{|q_{\infty,1-\alpha}(\mathbb{X}_n) - q_{\infty,1-\alpha}(\mathbb{X}_n^*)| \times |q_{\infty,1-\alpha}(\mathbb{X}_n) + q_{\infty,1-\alpha}(\mathbb{X}_n^*)|}{q_{\infty,1-\alpha}(\mathbb{X}_n) + q_{\infty,1-\alpha}(\mathbb{X}_n^*)} \\ &= \frac{|q_{\infty,1-\alpha}^2(\mathbb{X}_n) - q_{\infty,1-\alpha}^2(\mathbb{X}_n^*)|}{q_{\infty,1-\alpha}(\mathbb{X}_n) + q_{\infty,1-\alpha}(\mathbb{X}_n^*)} \leq \frac{\rho_{m,n,\delta}}{\rho_{m,n,\delta}^{\frac{1}{2}}} = \rho_{m,n,\delta}^{\frac{1}{2}}. \end{aligned}$$

When instead $(q_{\infty,1-\alpha}(\mathbb{X}_n) + q_{\infty,1-\alpha}(\mathbb{X}_n^*)) < \rho_{m,n,\delta}^{1/2}$, we have

$$|q_{\infty,1-\alpha}(\mathbb{X}_n) - q_{\infty,1-\alpha}(\mathbb{X}_n^*)| \leq \max(q_{\infty,1-\alpha}(\mathbb{X}_n), q_{\infty,1-\alpha}(\mathbb{X}_n^*)) \leq q_{\infty,1-\alpha}(\mathbb{X}_n) + q_{\infty,1-\alpha}(\mathbb{X}_n^*) \leq \rho_{m,n,\delta}^{\frac{1}{2}},$$

which combined with the previous inequality shows the second claim.

A.3.2 Proof of Lemma 12

Pick $\{\mathbf{z}_i\}_{i=1}^{m'} \subset \mathbb{R}^d$, and define $\mathbb{Z}_{m'} := \{\mathbf{z}_i\}_{i=1}^{m'}$. Decomposing the test statistic $D^2(\mathbb{X}_m^* \cup \mathbb{Z}_{m'})$ using a similar approach as in (11), we have

$$D^2(\mathbb{X}_m^* \cup \mathbb{Z}_{m'}) = \frac{m^2}{n^2} D^2(\mathbb{X}_m^*) + \frac{2}{n^2} S_m + \frac{1}{n^2} \sum_{m < i, j \leq n} u_p(\mathbf{z}_i, \mathbf{z}_j), \quad (35)$$

where $S_m := \sum_{i=1}^m T_i$ and $T_i := \sum_{j=m+1}^n u_p(\mathbf{X}_i^*, \mathbf{z}_j)$. Similarly, the test statistic computed using the pure sample \mathbb{X}_n^* can be written as

$$D^2(\mathbb{X}_n^*) = \frac{m^2}{n^2} D^2(\mathbb{X}_m^*) + \frac{2}{n^2} S_m^* + \frac{1}{n^2} \sum_{m < i, j \leq n} u_p(\mathbf{X}_i^*, \mathbf{X}_j^*),$$

where $S_m^* := \sum_{i=1}^m T_i^*$ and $T_i^* := \sum_{j=m+1}^n u_p(\mathbf{X}_i^*, \mathbf{X}_j^*)$. Using a triangle inequality to bound their difference,

$$\begin{aligned} n^2 |D^2(\mathbb{X}_m^* \cup \mathbb{Z}_{m'}) - D^2(\mathbb{X}_n^*)| &= \left| 2S_m + \sum_{m < i, j \leq n} u_p(\mathbf{z}_i, \mathbf{z}_j) - 2S_m^* - \sum_{m < i, j \leq n} u_p(\mathbf{X}_i^*, \mathbf{X}_j^*) \right| \\ &\leq 2|S_m| + 2|S_m^*| + \sum_{m < i, j \leq n} |u_p(\mathbf{z}_i, \mathbf{z}_j)| + |u_p(\mathbf{X}_i^*, \mathbf{X}_j^*)| \\ &\leq 2|S_m| + 2|S_m^*| + 2(n-m)^2 \tau_{\infty}, \end{aligned} \quad (36)$$

where the last line holds since $\sup_{\mathbf{x}, \mathbf{x}' \in \mathbb{R}^d} u_p(\mathbf{x}, \mathbf{x}') \leq \tau_\infty$ under the assumed kernel conditions due to Lemma 2. We then bound $|S_m|$ and $|S_m^*|$ with high probability. When $\mathbb{E}_{\mathbf{X}^* \sim P}[\|\mathbf{s}_p(\mathbf{X}^*)\|_2] < \infty$, we have $\mathbb{E}_{\mathbf{X}^* \sim P}[u_p(\mathbf{X}^*, \cdot)] = 0$ as argued in the paragraph before (12), so it is straightforward to see that $\mathbb{E}_{\mathbf{X}_i^* \sim P}[T_i] = 0$ for all i , and thus S_m is a sum of zero-mean i.i.d. random variables T_i . Therefore,

$$\text{Var}(S_m^2) = m \mathbb{E}_{\mathbf{X}_1^* \sim P}[T_1^2] = m \sum_{m < j, l \leq n} \mathbb{E}_{\mathbf{X}_1^* \sim P}[u_p(\mathbf{X}_1^*, \mathbf{z}_j) u_p(\mathbf{X}_1^*, \mathbf{z}_l)] \leq m(n-m)^2 \tau_\infty^2,$$

where the last step holds again since $\sup_{\mathbf{x}, \mathbf{x}' \in \mathbb{R}^d} u_p(\mathbf{x}, \mathbf{x}') \leq \tau_\infty$. For any $\delta > 0$, Chebyshev's inequality implies that the event $\mathcal{A}_1 := \{|S_m| \leq \sqrt{m}(n-m)\tau_\infty/\sqrt{\delta/2}\}$ occurs with probability at least $1 - \delta/2$. In other words, $|S_m|$ can be upper bounded on the high-probability event \mathcal{A}_1 . A similar argument applied to S_m^* shows that the event $\mathcal{A}_2 := \{|S_m^*| \leq \sqrt{m}(n-m)\tau_\infty/\sqrt{\delta/2}\}$ also occurs with probability at least $1 - \delta/2$. On $\mathcal{A} := \mathcal{A}_1 \cap \mathcal{A}_2$, which occurs with probability at least $1 - \delta$, we have by (36) that

$$\begin{aligned} |D^2(\mathbb{X}_m^* \cup \mathbb{Z}_{m'}) - D^2(\mathbb{X}_n^*)| &\leq \frac{4\sqrt{m}(n-m)\tau_\infty}{n^2\sqrt{\delta/2}} + \frac{2(n-m)^2\tau_\infty}{n^2} \leq \frac{4\sqrt{2}(n-m)\tau_\infty}{n^{3/2}\sqrt{\delta}} + \frac{2(n-m)^2\tau_\infty}{n^2} \\ &= 4\sqrt{2}\epsilon_{m,n} \frac{\tau_\infty}{\sqrt{\delta n}} + 2\tau_\infty \epsilon_{m,n}^2 =: t_{m,n,\delta}. \end{aligned} \quad (37)$$

where the second step holds since $\sqrt{m} \leq \sqrt{n}$, and in the last line we have substituted $\epsilon_{m,n} = (n-m)/n$. We claim that this implies that the following holds on \mathcal{A} :

$$|D(\mathbb{X}_m^* \cup \mathbb{Z}_{m'}) - D(\mathbb{X}_n^*)| \leq t_{m,n,\delta}. \quad (38)$$

To see this, we first assume $D(\mathbb{X}_m^* \cup \mathbb{Z}_{m'}) + D(\mathbb{X}_n^*) \geq t_{m,n,\delta}$. In this case, (37) implies

$$\begin{aligned} |D(\mathbb{X}_m^* \cup \mathbb{Z}_{m'}) - D(\mathbb{X}_n^*)| &= \frac{|D(\mathbb{X}_m^* \cup \mathbb{Z}_{m'}) - D(\mathbb{X}_n^*)| \times |D(\mathbb{X}_n) + D(\mathbb{X}_n^*)|}{D(\mathbb{X}_m^* \cup \mathbb{Z}_{m'}) + D(\mathbb{X}_n^*)} = \frac{D^2(\mathbb{X}_m^* \cup \mathbb{Z}_{m'}) - D^2(\mathbb{X}_n^*)}{D(\mathbb{X}_m^* \cup \mathbb{Z}_{m'}) + D(\mathbb{X}_n^*)} \\ &\leq t_{m,n,\delta}. \end{aligned}$$

On the other hand, when $D(\mathbb{X}_m^* \cup \mathbb{Z}_{m'}) + D(\mathbb{X}_n^*) < t_{m,n,\delta}$, we have

$$|D(\mathbb{X}_m^* \cup \mathbb{Z}_{m'}) - D(\mathbb{X}_n^*)| \leq \max(D(\mathbb{X}_m^* \cup \mathbb{Z}_{m'}), D(\mathbb{X}_n^*)) \leq D(\mathbb{X}_m^* \cup \mathbb{Z}_{m'}) + D(\mathbb{X}_n^*) < t_{m,n,\delta},$$

where the first inequality holds since $D(\mathbb{X}_m^* \cup \mathbb{Z}_{m'}), D(\mathbb{X}_n^*)$ are non-negative. Combining these two cases shows (38). It then follows that, for any $\gamma > 0$,

$$\begin{aligned} \Pr_{\mathbb{X}_n^* \sim P}(D(\mathbb{X}_m^* \cup \mathbb{Z}_{m'}) > \gamma) &= \Pr_{\mathbb{X}_n^* \sim P}(\{D(\mathbb{X}_m^* \cup \mathbb{Z}_{m'}) > \gamma\} \cap \mathcal{A}) + \Pr_{\mathbb{X}_n^* \sim P}(\{D(\mathbb{X}_m^* \cup \mathbb{Z}_{m'}) > \gamma\} \cap \mathcal{A}^c) \\ &\leq \Pr_{\mathbb{X}_n^* \sim P}(D(\mathbb{X}_n^*) + t_{m,n,\delta} > \gamma) + \delta = \Pr_{\mathbb{X}_n^* \sim P}(D(\mathbb{X}_n^*) > \gamma - t_{m,n,\delta}) + \delta, \end{aligned}$$

where the first step follows from the law of total probability, and the second line holds since $\Pr_{\mathbb{X}_n^* \sim P}(\{D(\mathbb{X}_m^* \cup \mathbb{Z}_{m'}) > \gamma\} \cap \mathcal{A}^c) \leq \Pr(\mathcal{A}^c) \leq \delta$. This implies one side of the desired inequality:

$$\begin{aligned} &\Pr_{\mathbb{X}_n^* \sim P}(D(\mathbb{X}_m^* \cup \mathbb{Z}_{m'}) > \gamma) - \Pr_{\mathbb{X}_n^* \sim P}(D(\mathbb{X}_n^*) > \gamma) \\ &\leq \Pr_{\mathbb{X}_n^* \sim P}(D(\mathbb{X}_n^*) > \gamma - t_{m,n,\delta}) - \Pr_{\mathbb{X}_n^* \sim P}(D(\mathbb{X}_n^*) > \gamma) + \delta = \Pr_{\mathbb{X}_n^* \sim P}(\gamma - t_{m,n,\delta} \leq D(\mathbb{X}_n^*) \leq \gamma) + \delta \\ &\leq \Pr_{\mathbb{X}_n^* \sim P}(|D(\mathbb{X}_n^*) - \gamma| \leq t_{m,n,\delta}) + \delta, \end{aligned}$$

where in the last line we have used

$$\begin{aligned} \Pr_{\mathbb{X}_n^* \sim P}(\gamma - t_{m,n,\delta} \leq D(\mathbb{X}_n^*) \leq \gamma) &\leq \Pr_{\mathbb{X}_n^* \sim P}(\gamma - t_{m,n,\delta} \leq D(\mathbb{X}_n^*) \leq \gamma + t_{m,n,\delta}) \\ &= \Pr_{\mathbb{X}_n^* \sim P}(|D(\mathbb{X}_n^*) - \gamma| \leq t_{m,n,\delta}). \end{aligned}$$

A similar argument shows the other direction:

$$\begin{aligned}
& \Pr_{\mathbb{X}_n^* \sim P} (D(\mathbb{X}_m^* \cup \mathbb{Z}_{m'}) > \gamma) - \Pr_{\mathbb{X}_n^* \sim P} (D(\mathbb{X}_n^*) > \gamma) \\
& \geq \Pr_{\mathbb{X}_n^* \sim P} (\{D(\mathbb{X}_m^* \cup \mathbb{Z}_{m'}) > \gamma\} \cap \mathcal{A}) - \Pr_{\mathbb{X}_n^* \sim P} (D(\mathbb{X}_n^*) > \gamma) \\
& \geq \Pr_{\mathbb{X}_n^* \sim P} (D(\mathbb{X}_n^*) > \gamma + t_{m,n,\delta}) - \Pr_{\mathbb{X}_n^* \sim P} (D(\mathbb{X}_n^*) > \gamma) \\
& = -\Pr_{\mathbb{X}_n^* \sim P} (\gamma \leq D(\mathbb{X}_n^*) \leq \gamma + t_{m,n,\delta}) \\
& \geq -\Pr_{\mathbb{X}_n^* \sim P} (\gamma - t_{m,n,\delta} \leq D(\mathbb{X}_n^*) \leq \gamma + t_{m,n,\delta}) = -\Pr_{\mathbb{X}_n^* \sim P} (|D(\mathbb{X}_n^*) - \gamma| \leq t_{m,n,\delta}),
\end{aligned}$$

where the first step holds by the law of total probability, and the second step follows from (38).

A.3.3 Proof of Lemma 13

Fix any $\theta, \gamma \geq 0$ and any integers n and $m' \leq n^s$, where $s \in [0, 1/2]$. Define $m = n - m'$. Pick $Z_{m'} = \{\mathbf{z}_i\}_{i=1}^{m'} \subset \mathbb{R}^d$. The LHS of the inequality can be bounded as

$$\begin{aligned}
& \left| \Pr_{\mathbb{X}_m^* \sim P, \mathbf{W}} (\Delta_\theta(\mathbb{X}_m^* \cup \mathbb{Z}_{m'}) > q_{\infty, 1-\alpha}(\mathbb{X}_m^* \cup \mathbb{Z}_{m'})) - \Pr_{\mathbb{X}_n^* \sim P, \mathbf{W}} (\Delta_\theta(\mathbb{X}_n^*) > q_{\infty, 1-\alpha}(\mathbb{X}_n^*)) \right| \\
& = \left| \Pr_{\mathbb{X}_m^* \sim P, \mathbf{W}} (D(\mathbb{X}_m^* \cup \mathbb{Z}_{m'}) > q_{\infty, 1-\alpha}(\mathbb{X}_m^* \cup \mathbb{Z}_{m'}) + \theta) - \Pr_{\mathbb{X}_n^* \sim P, \mathbf{W}} (D(\mathbb{X}_n^*) > q_{\infty, 1-\alpha}(\mathbb{X}_n^*) + \theta) \right| \\
& \leq \left| \Pr_{\mathbb{X}_m^* \sim P, \mathbf{W}} (D(\mathbb{X}_m^* \cup \mathbb{Z}_{m'}) > q_{\infty, 1-\alpha}(\mathbb{X}_m^* \cup \mathbb{Z}_{m'}) + \theta) - \Pr_{\mathbb{X}_n^* \sim P, \mathbf{W}} (D(\mathbb{X}_n^*) > q_{\infty, 1-\alpha}(\mathbb{X}_m^* \cup \mathbb{Z}_{m'}) + \theta) \right| \\
& \quad + \left| \Pr_{\mathbb{X}_m^* \sim P, \mathbf{W}} (D(\mathbb{X}_n^*) > q_{\infty, 1-\alpha}(\mathbb{X}_m^* \cup \mathbb{Z}_{m'}) + \theta) - \Pr_{\mathbb{X}_n^* \sim P, \mathbf{W}} (D(\mathbb{X}_n^*) > q_{\infty, 1-\alpha}(\mathbb{X}_n^*) + \theta) \right| \\
& =: T_1 + T_2,
\end{aligned} \tag{39}$$

where the first equality holds since, for any $\gamma \geq 0$, it can be checked that the inequality $\Delta_\theta = \max(0, D(\mathbb{X}_n) - \theta) > \gamma$ holds if and only if $D(\mathbb{X}_n) < \gamma + \theta$. We will now bound the terms T_1 and T_2 , respectively. Denote for brevity $\gamma_{\mathbf{z}} := q_{\infty, 1-\alpha}(\mathbb{X}_m^* \cup \mathbb{Z}_{m'}) + \theta$ and $\gamma_* := q_{\infty, 1-\alpha}(\mathbb{X}_n^*) + \theta$. For any $\delta > 0$, applying Lemma 12 with $\gamma = \gamma_{\mathbf{z}}$ yields

$$T_1 \leq \Pr_{\mathbb{X}_n^* \sim P, \mathbf{W}} (|D(\mathbb{X}_n^*) - \gamma_{\mathbf{z}}| \leq t_{m,n,\delta}) + \delta \leq \Pr_{\mathbb{X}_n^* \sim P, \mathbf{W}} (|D(\mathbb{X}_n^*) - \gamma_*| \leq t_{m,n,\delta} + |\gamma_{\mathbf{z}} - \gamma_*|) + \delta, \tag{40}$$

where $t_{m,n,\delta}$ is defined in Lemma 12, and the second inequality follows from a triangle inequality. Moreover, by Lemma 11, there exists an event, say \mathcal{A} , with probability at least $1 - \delta$ such that, on \mathcal{A} ,

$$|\gamma_{\mathbf{z}} - \gamma_*| = |q_{\infty, 1-\alpha}(\mathbb{X}_m^* \cup \mathbb{Z}_{m'}) - q_{\infty, 1-\alpha}(\mathbb{X}_n^*)| \leq \frac{\tau_{\infty}^{\frac{1}{2}} \epsilon_{m,n}^{\frac{1}{4}}}{n^{\frac{1}{2}}} \sqrt{C_1 + C_2 \log \left(\frac{8}{\delta} \right)} =: \rho_{m,n,\delta}.$$

Combining this with (40) implies that T_1 can be bounded as

$$\begin{aligned}
T_1 & \leq \Pr_{\mathbb{X}_n^* \sim P, \mathbf{W}} (\{|D(\mathbb{X}_n^*) - \gamma_*| \leq t_{m,n,\delta} + |\gamma_{\mathbf{z}} - \gamma_*|\} \cap \mathcal{A}) + \Pr(\mathcal{A}^c) + \delta \\
& \leq \Pr_{\mathbb{X}_n^* \sim P, \mathbf{W}} (|D(\mathbb{X}_n^*) - \gamma_*| \leq t_{m,n,\delta} + \rho_{m,n,\delta}) + 2\delta,
\end{aligned} \tag{41}$$

where the second line holds since $\Pr(\mathcal{A}^c) \leq \delta$. To bound T_2 , we first note that

$$\begin{aligned}
T_2 & = \left| \Pr_{\mathbf{X}_n^* \sim P} (D(\mathbb{X}_n^*) > \gamma_{\mathbf{z}}) - \Pr_{\mathbf{X}_n^* \sim P} (D(\mathbb{X}_n^*) > \gamma_*) \right| \\
& = \Pr_{\mathbf{X}_n^* \sim P} (\min(\gamma_{\mathbf{z}}, \gamma_*) < D(\mathbb{X}_n^*) \leq \max(\gamma_{\mathbf{z}}, \gamma_*)) \\
& \leq \Pr_{\mathbf{X}_n^* \sim P} (\{\min(\gamma_{\mathbf{z}}, \gamma_*) < D(\mathbb{X}_n^*) \leq \max(\gamma_{\mathbf{z}}, \gamma_*)\} \cap \mathcal{A}) + \Pr(\mathcal{A}^c) \\
& \leq \Pr_{\mathbf{X}_n^* \sim P} (|D(\mathbb{X}_n^*) - \gamma_*| \leq \rho_{m,n,\delta}) + \delta,
\end{aligned} \tag{42}$$

where the second line holds since $|\Pr(Y > a) - \Pr(Y > b)| = \Pr(\min(a, b) < Y \leq \max(a, b))$ for any constants a, b and random variable Y , and the last line holds since $\Pr(\mathcal{A}^c) \leq \delta$ and since on \mathcal{A} we have

$$\gamma_* - \rho_{m,n,\delta} \leq \gamma_* - |\gamma_{\mathbf{z}} - \gamma_*| \leq \min(\gamma_{\mathbf{z}}, \gamma_*) \leq \max(\gamma_{\mathbf{z}}, \gamma_*) \leq \gamma_* + |\gamma_{\mathbf{z}} - \gamma_*| \leq \gamma_* + \rho_{m,n,\delta}.$$

Substituting the bounds (41) and (42) into (39) gives

$$\begin{aligned} & \left| \Pr_{\mathbb{X}_m^* \sim P, \mathbf{W}} (\Delta_\theta(\mathbb{X}_m^* \cup \mathbb{Z}_{m'}) > q_{\infty, 1-\alpha}(\mathbb{X}_m^* \cup \mathbb{Z}_{m'})) - \Pr_{\mathbb{X}_n^* \sim P, \mathbf{W}} (\Delta_\theta(\mathbb{X}_n^*) > q_{\infty, 1-\alpha}(\mathbb{X}_n^*)) \right| \\ & \leq \Pr_{\mathbb{X}_n^* \sim P, \mathbf{W}} (|D(\mathbb{X}_n^*) - \gamma_*| \leq t_{m,n,\delta} + \rho_{m,n,\delta}) + \Pr_{\mathbb{X}_n^* \sim P, \mathbf{W}} (|D(\mathbb{X}_n^*) - \gamma_*| \leq \rho_{m,n,\delta}) + 3\delta \\ & \leq 2\Pr_{\mathbb{X}_n^* \sim P, \mathbf{W}} (|D(\mathbb{X}_n^*) - \gamma_*| \leq t_{m,n,\delta} + \rho_{m,n,\delta}) + 3\delta, \end{aligned} \quad (43)$$

where the last inequality holds since $t_{m,n,\delta} \geq 0$. Since $m' \leq n^s$ and $s \in [0, 1/2)$ by construction, we have $\epsilon_{m,n} = m'/n \leq n^{s-1} \in o(n^{-1/2})$. Since $\delta > 0$ was arbitrary, we can set $\delta = n^{-2(1-2s)}$, which gives

$$\begin{aligned} t_{m,n,\delta} &= \left(4\sqrt{2}\tau_\infty \epsilon_{m,n} n^{1-2s} + 2\tau_\infty \epsilon_{m,n}^2 \right)^{\frac{1}{2}} \leq \left(4\sqrt{2} \right)^{\frac{1}{2}} \tau_\infty^{\frac{1}{2}} \epsilon_{m,n}^{\frac{1}{2}} n^{\frac{(1-2s)}{2}} + \sqrt{2}\tau_\infty^{\frac{1}{2}} \epsilon_{m,n} \in o\left(n^{-\frac{1}{2}}\right), \\ \text{and } \rho_{m,n,\delta} &= \frac{\tau_\infty^{\frac{1}{2}} \epsilon_{m,n}^{\frac{1}{4}}}{n^{\frac{1}{2}}} \sqrt{C_1 + C_2 \log(8n^{2(1-2s)})} = \frac{\tau_\infty^{\frac{1}{2}} \epsilon_{m,n}^{\frac{1}{4}}}{n^{\frac{1}{2}}} \sqrt{C'_1 + C'_2 \log(n)} \in o\left(n^{-\frac{1}{2}}\right), \end{aligned} \quad (44)$$

where we have defined $C'_1 := C_1 + C_2 \log 8$ and $C'_2 := 2C_2(1-2s)$, and the last step holds since $\epsilon_{m,n}^{1/2} \sqrt{\log(n)} = o(n^{1/4} \sqrt{\log(n)}) = o(1)$. Define $\eta(m') := t_{m,n,\delta} + \rho_{m,n,\delta}$, where the dependence on m' is through $m = n - m'$. Then the above derivations show that $\eta(n^s) \in o(n^{-1/2})$. Moreover, substituting these into (43) gives

$$\begin{aligned} & \left| \Pr_{\mathbb{X}_m^* \sim P, \mathbf{W}} (\Delta_\theta(\mathbb{X}_m^* \cup \mathbb{Z}_{m'}) > q_{\infty, 1-\alpha}(\mathbb{X}_m^* \cup \mathbb{Z}_{m'})) - \Pr_{\mathbb{X}_n^* \sim P, \mathbf{W}} (\Delta_\theta(\mathbb{X}_n^*) > q_{\infty, 1-\alpha}(\mathbb{X}_n^*)) \right| \\ & \leq 2\Pr_{\mathbb{X}_n^* \sim P, \mathbf{W}} (|D(\mathbb{X}_n^*) - \gamma_*| \leq \eta(m')) + 3n^{-2(1-2s)} \\ & \leq 2\Pr_{\mathbb{X}_n^* \sim P, \mathbf{W}} (|D(\mathbb{X}_n^*) - \gamma_*| \leq \eta(n^s)) + 3n^{-2(1-2s)}, \end{aligned}$$

where the last line holds since $m' \leq n^s$ by assumption and $m' \mapsto \eta(m')$ is monotone increasing by direct computation. Taking supremum over $\mathbb{Z}_{m'} \subset \mathbb{R}^d$ and $m' \leq n^s$ gives

$$\begin{aligned} & \max_{m' \leq n^s} \sup_{\mathbf{z}_1, \dots, \mathbf{z}_{m'} \in \mathbb{R}^d} \left| \Pr_{\mathbb{X}_m^* \sim P, \mathbf{W}} (\Delta_\theta(\mathbb{X}_m^* \cup \mathbb{Z}_{m'}) > q_{\infty, 1-\alpha}(\mathbb{X}_m^* \cup \mathbb{Z}_{m'})) - \Pr_{\mathbb{X}_n^* \sim P, \mathbf{W}} (\Delta_\theta(\mathbb{X}_n^*) > q_{\infty, 1-\alpha}(\mathbb{X}_n^*)) \right| \\ & \leq 2\Pr_{\mathbb{X}_n^* \sim P, \mathbf{W}} (|D(\mathbb{X}_n^*) - \gamma_*| \leq \eta(n^s)) + 3n^{-2(1-2s)} \end{aligned}$$

We have that $n^{-2(1-2s)} \in o(1)$ since $s \in [0, 1/2)$, and therefore the second term on the RHS of the last line converges to 0 as $n \rightarrow \infty$. To complete our proof, it remains to show that the first term also converges to 0. We can write

$$\begin{aligned} & \Pr_{\mathbb{X}_n^* \sim P, \mathbf{W}} (|\Delta_\theta(\mathbb{X}_n^*) - q_{\infty, 1-\alpha}(\mathbb{X}_n^*)| \leq \eta(n^s)) \\ &= \Pr_{\mathbb{X}_n^* \sim P, \mathbf{W}} (\Delta_\theta(\mathbb{X}_n^*) \leq q_{\infty, 1-\alpha}(\mathbb{X}_n^*) + \eta(n^s)) - \Pr_{\mathbb{X}_n^* \sim P, \mathbf{W}} (\Delta_\theta(\mathbb{X}_n^*) \leq q_{\infty, 1-\alpha}(\mathbb{X}_n^*) - \eta(n^s)) \\ &= \Pr_{\mathbb{X}_n^* \sim P, \mathbf{W}} (\sqrt{n}D(\mathbb{X}_n^*) \leq \sqrt{n}\zeta_{n,\theta} + \sqrt{n}\eta(n^s)) - \Pr_{\mathbb{X}_n^* \sim P, \mathbf{W}} (\sqrt{n}D(\mathbb{X}_n^*) \leq \sqrt{n}\zeta_{n,\theta} - \sqrt{n}\eta(n^s)) \end{aligned} \quad (45)$$

where the first equality holds again because $|\Pr(Y > a) - \Pr(Y > b)| = \Pr(\min(a, b) < Y \leq \max(a, b))$ for any constants a, b and random variable Y , the second equality holds by noting that $\Delta_\theta(\mathbb{X}_n^*) = \max(0, D(\mathbb{X}_n^*) - \theta) \leq t$ for some $t > 0$ if and only if $D(\mathbb{X}_n^*) - \theta \leq t$, and (45) holds by multiplying \sqrt{n} on both sides of the inequalities within the probabilities and defining $\zeta_{n,\theta} := q_{\infty, 1-\alpha}(\mathbb{X}_n^*) + \theta$.

Under the assumed conditions on k and assuming $\mathbb{E}_{\mathbf{X}^* P}[\|\mathbf{s}_p(\mathbf{X})\|_2] < \infty$, [Gorham & Mackey \(2017, Proposition 1\)](#) shows that $\mathbb{E}_{\mathbf{X}^* \sim P}[u_p(\mathbf{X}^*, \cdot)] = 0$, so the V-statistic $D^2(\mathbb{X}_n^*)$ is *degenerate* (see, e.g., [Serfling, 2009, Chapter 6](#)), and classic results on the asymptotics of degenerate V-statistics ([Serfling, 2009, Theorem 6.4.1 A](#)) shows that $nD^2(\mathbb{X}_n^*)$ converges weakly to a non-negative distribution. Since the square-root function $x \mapsto \sqrt{x}$ is continuous on $[0, \infty)$ and continuous functions preserve weak limits by the Continuous Mapping Theorem ([Van der Vaart, 2000, Theorem 2.3](#)), the squared-root statistic, $\sqrt{n}D(\mathbb{X}_n^*)$, also converges weakly to a non-negative distribution. In particular, $\sqrt{n}\zeta_{n,\theta}$ does not vanish as $n \rightarrow \infty$. Also since $\eta(n^s) = o(n^{-1/2})$ as argued below (44), we have $\sqrt{n}\eta(n^s) \rightarrow 0$. In summary, we have shown that

$$\begin{aligned} & \lim_{n \rightarrow \infty} \Pr_{\mathbb{X}_n^* \sim P, \mathbf{W}} (|\Delta_\theta(\mathbb{X}_n^*) - q_{\infty, 1-\alpha}(\mathbb{X}_n^*)| \leq \eta(n^s)) \\ &= \lim_{n \rightarrow \infty} \Pr_{\mathbb{X}_n^* \sim P, \mathbf{W}} (\sqrt{n}D(\mathbb{X}_n^*) \leq \sqrt{n}\zeta_{n,\theta} + \sqrt{n}\eta(n^s)) - \Pr_{\mathbb{X}_n^* \sim P, \mathbf{W}} (\sqrt{n}D(\mathbb{X}_n^*) \leq \sqrt{n}\zeta_{n,\theta} - \sqrt{n}\eta(n^s)) \\ &= \lim_{n \rightarrow \infty} \Pr_{\mathbb{X}_n^* \sim P, \mathbf{W}} (\sqrt{n}D(\mathbb{X}_n^*) \leq \sqrt{n}\zeta_{n,\theta}) - \Pr_{\mathbb{X}_n^* \sim P, \mathbf{W}} (\sqrt{n}D(\mathbb{X}_n^*) \leq \sqrt{n}\zeta_{n,\theta}) = 0, \end{aligned}$$

which completes the proof.

A.3.4 Proofs for Proposition 14 and Theorem 3

Proof of Proposition 14. For each n and $R \in \mathcal{P}(\mathbb{R}^d)$, define $Q = (1 - \epsilon_n)P + \epsilon_n R$. Let \mathbb{X}_n and \mathbb{X}_n^* be random samples drawn from Q and P , respectively. As argued in Appendix A.1, each random variable in \mathbb{X}_n can be written as $\mathbf{X}_i \stackrel{d}{=} (1 - \xi_i)\mathbf{X}_i^* + \xi_i\mathbf{Z}_i$, where $\mathbf{Z}_i \sim R$ and $\xi_i \sim \text{Bernoulli}(n, \epsilon_n)$ are independent, and $\stackrel{d}{=}$ denotes equality in distribution. Define the random variable $M' = \sum_{i=1}^n \xi_i$, then $M' \sim \text{Binomial}(n, \epsilon_n)$.

Pick $\delta > 0$. Given any sequence $\epsilon_n \in o(n^{-1/2})$, there must exists $r \in [0, 1/2)$ such that $\epsilon_n \in o(n^{r-1})$. Defining the event $\mathcal{B} := \{M' \leq \epsilon_n n + n^r\}$, we will first show that \mathcal{B} occurs with high probability. Using a concentration inequality for Binomial distributions (e.g., Chung & Lu, 2002, Lemma 2.1, Eq. (2.2)) applied to $\text{Binomial}(n, \epsilon_n)$, we have

$$\Pr_{M'}(\mathcal{B}^c) = \Pr_{M'}(M' - \epsilon_n n > n^r) \leq \exp\left(-\frac{n^{2r}}{2(\epsilon_n n + n^r/3)}\right) =: t_n. \quad (46)$$

Define the event $\mathcal{A}(\mathbb{X}_n) = \{\Delta_\theta(\mathbb{X}_n) > q_{\infty, 1-\alpha}(\mathbb{X}_n)\}$ and similarly for $\mathcal{A}(\mathbb{X}_n^*)$. Using the above inequality to decompose $\Pr_{\mathbb{X}_n \sim Q, \mathbf{W}}(\mathcal{A}(\mathbb{X}_n))$ yields

$$\begin{aligned} \Pr_{\mathbb{X}_n \sim Q, \mathbf{W}}(\mathcal{A}(\mathbb{X}_n)) &\leq \Pr_{\mathbb{X}_n \sim Q, \mathbf{W}}(\mathcal{A}(\mathbb{X}_n) \cap \mathcal{B}) + \Pr(\mathcal{B}^c) \\ &= \sum_{m' \leq \epsilon_n n + n^r} \Pr_{\mathbb{X}_n \sim Q, \mathbf{W}}(\mathcal{A}(\mathbb{X}_n) \mid M' = m') \Pr(M' = m') + \Pr(\mathcal{B}^c) \\ &= \sum_{m' \leq \epsilon_n n + n^r} \Pr_{\mathbb{X}_{n-m'}^* \sim P, \mathbb{Z}_{m'} \sim R, \mathbf{W}}(\mathcal{A}(\mathbb{X}_{n-m'}^* \cup \mathbb{Z}_{m'})) \Pr(M' = m') + \Pr(\mathcal{B}^c) \\ &\leq \max_{m' \leq \epsilon_n n + n^r} \Pr_{\mathbb{X}_{n-m'}^* \sim P, \mathbb{Z}_{m'} \sim R, \mathbf{W}}(\mathcal{A}(\mathbb{X}_{n-m'}^* \cup \mathbb{Z}_{m'})) \sum_{m' \leq \epsilon_n n + n^r} \Pr(M' = m') + \Pr(\mathcal{B}^c) \\ &= \max_{m' \leq \epsilon_n n + n^r} \Pr_{\mathbb{X}_{n-m'}^* \sim P, \mathbb{Z}_{m'} \sim R, \mathbf{W}}(\mathcal{A}(\mathbb{X}_{n-m'}^* \cup \mathbb{Z}_{m'})) \Pr(\mathcal{B}) + \Pr(\mathcal{B}^c) \\ &\leq \max_{m' \leq \epsilon_n n + n^r} \Pr_{\mathbb{X}_{n-m'}^* \sim P, \mathbb{Z}_{m'} \sim R, \mathbf{W}}(\mathcal{A}(\mathbb{X}_{n-m'}^* \cup \mathbb{Z}_{m'})) + t_n, \end{aligned}$$

where in the last line we have used (46) and that $\Pr(\mathcal{B}) \leq 1$. This implies

$$\begin{aligned} &\Pr_{\mathbb{X}_n \sim Q, \mathbf{W}}(\mathcal{A}(\mathbb{X}_n)) - \Pr_{\mathbb{X}_n^* \sim P}(\mathcal{A}(\mathbb{X}_n^*)) \\ &\leq \max_{m' \leq \epsilon_n n + n^r} \left(\Pr_{\mathbb{X}_{n-m'}^* \sim P, \mathbb{Z}_{m'} \sim R, \mathbf{W}}(\mathcal{A}(\mathbb{X}_{n-m'}^* \cup \mathbb{Z}_{m'})) - \Pr_{\mathbb{X}_n^* \sim P}(\mathcal{A}(\mathbb{X}_n^*)) \right) + t_n \\ &\leq \max_{m' \leq \epsilon_n n + n^r} \sup_{\mathbf{z}_1, \dots, \mathbf{z}_{m'} \in \mathbb{R}^d} \left| \Pr_{\mathbb{X}_m^* \sim P}(\mathcal{A}(\mathbb{X}_m^* \cup \{\mathbf{z}_i\}_{i=1}^{m'})) - \Pr_{\mathbb{X}_n^* \sim P}(\mathcal{A}(\mathbb{X}_n^*)) \right| + t_n =: \max_{m' \leq \epsilon_n n + n^r} \omega(m') + t_n, \end{aligned}$$

where in the second inequality we have taken supremum over all possible values of $\mathbb{Z}_{m'}$, and in the last line we have defined

$$\omega(m') := \sup_{\mathbf{z}_1, \dots, \mathbf{z}_{m'} \in \mathbb{R}^d} \left| \Pr_{\mathbb{X}_{n-m'}^* \sim P}(\mathcal{A}(\mathbb{X}_{n-m'}^* \cup \{\mathbf{z}_i\}_{i=1}^{m'})) - \Pr_{\mathbb{X}_n^* \sim P}(\mathcal{A}(\mathbb{X}_n^*)) \right|.$$

Similarly, we have the lower bound

$$\begin{aligned}
& \Pr_{\mathbb{X}_n \sim Q, \mathbf{W}}(\mathcal{A}(\mathbb{X}_n)) \\
& \geq \Pr_{\mathbb{X}_n \sim Q, \mathbf{W}}(\mathcal{A}(\mathbb{X}_n) \cap \mathcal{B}) \\
& = \sum_{m' \leq \epsilon_n n + n^r} \Pr_{\mathbb{X}_n \sim Q, \mathbf{W}}(\mathcal{A}(\mathbb{X}_n) \mid M' = m') \Pr(M' = m') \\
& = \sum_{m' \leq \epsilon_n n + n^r} \Pr_{\mathbb{X}_{n-m'}^* \sim P, \mathbb{Z}_{m'} \sim R, \mathbf{W}}(\mathcal{A}(\mathbb{X}_{n-m'}^* \cup \mathbb{Z}_{m'})) \Pr(M' = m') \\
& \geq \min_{m' \leq \epsilon_n n + n^r} \Pr_{\mathbb{X}_{n-m'}^* \sim P, \mathbb{Z}_{m'} \sim R, \mathbf{W}}(\mathcal{A}(\mathbb{X}_{n-m'}^* \cup \mathbb{Z}_{m'})) \sum_{m' \leq \epsilon_n n + n^r} \Pr(M' = m') \\
& = \min_{m' \leq \epsilon_n n + n^r} \Pr_{\mathbb{X}_{n-m'}^* \sim P, \mathbb{Z}_{m'} \sim R, \mathbf{W}}(\mathcal{A}(\mathbb{X}_{n-m'}^* \cup \mathbb{Z}_{m'})) \Pr(\mathcal{B}) \\
& \geq \min_{m' \leq \epsilon_n n + n^r} \inf_{\mathbf{z}_1, \dots, \mathbf{z}_{m'}} \Pr_{\mathbb{X}_{n-m'}^* \sim P}(\mathcal{A}(\mathbb{X}_{n-m'}^* \cup \{\mathbf{z}_i\}_{i=1}^{m'})) \Pr(\mathcal{B}) \\
& \geq \min_{m' \leq \epsilon_n n + n^r} \inf_{\mathbf{z}_1, \dots, \mathbf{z}_{m'}} \Pr_{\mathbb{X}_{n-m'}^* \sim P}(\mathcal{A}(\mathbb{X}_{n-m'}^* \cup \{\mathbf{z}_i\}_{i=1}^{m'})) \times (1 - t_n) \\
& = \min_{m' \leq \epsilon_n n + n^r} \inf_{\mathbf{z}_1, \dots, \mathbf{z}_{m'}} \left(\Pr_{\mathbb{X}_{n-m'}^* \sim P}(\mathcal{A}(\mathbb{X}_{n-m'}^* \cup \{\mathbf{z}_i\}_{i=1}^{m'})) - t_n \Pr_{\mathbb{X}_{n-m'}^* \sim P}(\mathcal{A}(\mathbb{X}_{n-m'}^* \cup \{\mathbf{z}_i\}_{i=1}^{m'})) \right) \\
& \geq \min_{m' \leq \epsilon_n n + n^r} \inf_{\mathbf{z}_1, \dots, \mathbf{z}_{m'}} \Pr_{\mathbb{X}_{n-m'}^* \sim P}(\mathcal{A}(\mathbb{X}_{n-m'}^* \cup \{\mathbf{z}_i\}_{i=1}^{m'})) - t_n, \tag{47}
\end{aligned}$$

where in the second last line we have taken infimum over the values of $\mathbb{Z}_{m'}$, and the last line holds since (46) implies $\Pr(\mathcal{B}) \geq 1 - t_n$ and since a probability is always smaller than or equal to 1. This implies

$$\begin{aligned}
& \Pr_{\mathbb{X}_n \sim Q, \mathbf{W}}(\mathcal{A}(\mathbb{X}_n)) - \Pr_{\mathbb{X}_n^* \sim P}(\mathcal{A}(\mathbb{X}_n^*)) \\
& \geq \min_{m' \leq \epsilon_n n + n^r} \inf_{\mathbf{z}_1, \dots, \mathbf{z}_{m'}} \left(\Pr_{\mathbb{X}_{n-m'}^* \sim P}(\mathcal{A}(\mathbb{X}_{n-m'}^* \cup \{\mathbf{z}_i\}_{i=1}^{m'})) - \Pr_{\mathbb{X}_n^* \sim P}(\mathcal{A}(\mathbb{X}_n^*)) \right) - t_n \\
& \geq - \max_{m' \leq \epsilon_n n + n^r} \sup_{\mathbf{z}_1, \dots, \mathbf{z}_{m'} \in \mathbb{R}^d} \left| \Pr_{\mathbb{X}_{n-m'}^* \sim P}(\mathcal{A}(\mathbb{X}_{n-m'}^* \cup \{\mathbf{z}_i\}_{i=1}^{m'})) - \Pr_{\mathbb{X}_n^* \sim P}(\mathcal{A}(\mathbb{X}_n^*)) \right| - t_n \\
& = - \max_{m' \leq \epsilon_n n + n^r} \omega(m') - t_n.
\end{aligned}$$

We have therefore shown that

$$\left| \Pr_{\mathbb{X}_n \sim Q, \mathbf{W}}(\mathcal{A}(\mathbb{X}_n)) - \Pr_{\mathbb{X}_n^* \sim P}(\mathcal{A}(\mathbb{X}_n^*)) \right| \leq \max_{m' \leq \epsilon_n n + n^r} \omega(m') + t_n. \tag{48}$$

It remains to bound the two terms on the RHS of the above inequality. Since $\epsilon_n \in o(n^{r-1})$, it is clear that t_n , defined in (46), converges to 0 as $n \rightarrow \infty$, so $t_n \leq \delta/2$ for sufficiently large n . To bound the first term, we define $s = (r + 1/2)/2$, then $s \in (r, 1/2)$, as $r \in [0, 1/2)$ by construction. Also since $\epsilon_n \in o(n^{r-1})$, we have $\epsilon_n n + n^r \in o(n^r) = o(n^s)$, so there exists $n_1 > 0$ such that $\epsilon_n n + n^r \leq n^s$ whenever $n \geq n_1$. On the other hand, we can apply Lemma 13 to conclude that there exists n_0 such that for any $n \geq n_0$, we have $\max_{m' \leq n^s} \omega(m') < \delta/2$. This shows that for all $n \geq \max(n_0, n_1)$, we have

$$\max_{m' \leq \epsilon_n n + n^r} \omega(m') \leq \max_{m' \leq n^s} \omega(m') < \frac{\delta}{2}. \tag{49}$$

Combining this with the inequalities (48) and (49), we have shown that, for sufficiently large n ,

$$\left| \Pr_{\mathbb{X}_n \sim Q, \mathbf{W}}(\mathcal{A}(\mathbb{X}_n)) - \Pr_{\mathbb{X}_n^* \sim P}(\mathcal{A}(\mathbb{X}_n^*)) \right| \leq \frac{\delta}{2} + \frac{\delta}{2} = \delta.$$

Taking the supremum over $Q \in \mathcal{P}(P; \epsilon_n)$ then implies

$$\sup_{Q \in \mathcal{P}(P; \epsilon_n)} \left| \Pr_{\mathbb{X}_n \sim Q, \mathbf{W}}(\Delta_\theta(\mathbb{X}_n) > q_{\infty, 1-\alpha}(\mathbb{X}_n)) - \Pr_{\mathbb{X}_n^* \sim P, \mathbf{W}}(\Delta_\theta(\mathbb{X}_n^*) > q_{\infty, 1-\alpha}(\mathbb{X}_n^*)) \right| \leq \delta.$$

Since $\delta > 0$ was arbitrary, this shows the claim. \square

Proof of Theorem 3. This result immediately follows from Proposition 14 by setting $\theta = 0$, in which case

$$\begin{aligned} & \sup_{Q \in \mathcal{P}(P; \epsilon_n)} \left| \Pr_{\mathbb{X}_n \sim Q, \mathbf{W}} (D^2(\mathbb{X}_n) > q_{\infty, 1-\alpha}^2(\mathbb{X}_n)) - \Pr_{\mathbb{X}_n^* \sim P, \mathbf{W}} (D^2(\mathbb{X}_n^*) > q_{\infty, 1-\alpha}^2(\mathbb{X}_n^*)) \right| \\ &= \sup_{Q \in \mathcal{P}(P; \epsilon_n)} \left| \Pr_{\mathbb{X}_n \sim Q, \mathbf{W}} (D(\mathbb{X}_n) > q_{\infty, 1-\alpha}(\mathbb{X}_n)) - \Pr_{\mathbb{X}_n^* \sim P, \mathbf{W}} (D(\mathbb{X}_n^*) > q_{\infty, 1-\alpha}(\mathbb{X}_n^*)) \right| \\ &= \sup_{Q \in \mathcal{P}(P; \epsilon_n)} \left| \Pr_{\mathbb{X}_n \sim Q, \mathbf{W}} (\Delta_\theta(\mathbb{X}_n) > q_{\infty, 1-\alpha}(\mathbb{X}_n)) - \Pr_{\mathbb{X}_n^* \sim P, \mathbf{W}} (\Delta_\theta(\mathbb{X}_n^*) > q_{\infty, 1-\alpha}(\mathbb{X}_n^*)) \right| \rightarrow 0, \end{aligned}$$

where the second line holds by taking the square-root on both sides of the inequalities, and the last line holds since $D(\mathbb{X}_n) = \Delta_\theta(\mathbb{X}_n)$ when $\theta = 0$. \square

A.4 P -Targeted Kernel Stein Discrepancy

This section states preliminary results which will be needed to prove Theorem 4. The main tool we use is the following generalized definition of KSD, which was originally proposed in Shi & Mackey (2024, Definition 4).

Definition 3 (P -KSD). *Given $P \in \mathcal{P}(\mathbb{R}^d)$ with a Lebesgue density $p \in \mathcal{C}^1$ and a reproducing kernel $k \in \mathcal{C}_b^{(1,1)}$, the P -targeted (Langevin) kernel Stein discrepancy (P -KSD) between two probability measures $Q, R \in \mathcal{P}(\mathbb{R}^d)$ is defined as*

$$\mathbb{S}_P(Q, R) := \sup_{f \in \mathcal{B}} \left| \mathbb{E}_{\mathbf{X} \sim Q}[(\mathcal{A}_P f)(\mathbf{X})] - \mathbb{E}_{\mathbf{Y} \sim R}[(\mathcal{A}_P f)(\mathbf{Y})] \right|, \quad (50)$$

where $\mathcal{B} := \{h = (h_1, \dots, h_d) : h_j \in \mathcal{H}_k \text{ and } \sum_{j=1}^d \|h_j\|_{\mathcal{H}_k}^2 \leq 1\}$ is the unit ball in the d -times Cartesian product \mathcal{H}_k^d of the RKHS \mathcal{H}_k associated with k .

When any input probability measure, say Q , is an empirical measure based on a sample $\mathbb{X}_n = \{\mathbf{x}_i\}_{i=1}^n \subset \mathbb{R}^d$, we will abuse the notation by writing $\mathbb{S}_P(Q, R) = \mathbb{S}_P(\mathbb{X}_n, R)$ to emphasize the dependence on \mathbb{X}_n .

It can be shown that P -KSD is an *Maximum Mean Discrepancy* (MMD, Fortet & Mourier, 1953; Müller, 1997) with the Stein reproducing kernel u_P (Barp et al., 2022, Theorem 2.8). When either of the two arguments coincides with P , the P -KSD reduces to the standard KSD, as we will show in the next section. The main benefit of working with P -KSD rather than KSD is that P -KSD satisfies both symmetry and a triangle inequality (Shi & Mackey, 2024, Lemma 1), i.e., $\mathbb{S}_P(Q, R) = \mathbb{S}_P(R, Q)$ and $\mathbb{S}_P(Q, R) \leq \mathbb{S}_P(Q, R') + \mathbb{S}_P(R', R)$, for any $Q, R, R' \in \mathcal{P}(\mathbb{R}^d)$ for which they are defined. These properties allow us to show several lemmas, which will be crucial in proving the validity of our robust-KSD tests in later sections.

- Lemma 15 shows that the standard KSD can be written as a P -KSD.
- Lemma 16 shows that $\mathbb{S}_P(Q, R)$ admits a closed form involving expectations over Q and R .
- Lemma 17 shows that the P -KSD-projection of a probability measure onto a (standard) KSD-ball centered at P admits a closed-form expression.
- Lemma 18 provides a deviation bound for P -KSD when the Stein kernel is bounded. It is a counterpart of a similar bound for MMD proved in Gretton et al. (2012, Corollary 9) and will be used in Appendix D to derive a robust-KSD test that is well-calibrated for finite samples. Although our proof follows a similar idea as in Gretton et al. (2012, Corollary 9), it is not a direct consequence of that result, because the MMD bound is for an MMD computed between *two* empirical measures, whereas our result concerns P -KSD between one empirical measure and one population measure.

The MMD has already been studied extensively in the context of both Bayesian and frequentist robust parameter estimation; see e.g. Briol et al. (2019); Chérif-Abdellatif & Alquier (2020; 2022); Dellaporta et al. (2022); Dellaporta & Damoulas (2023); Alquier & Gerber (2024). A key assumption to ensure robustness in all of these papers is that the kernel is assumed to be bounded, and this is exactly what we are able to achieve with the KSD and P -KSD through Lemma 2.

A.4.1 Properties of P -KSD

Lemma 15 (KSD as P -KSD). *Assume $k \in \mathcal{C}_b^{(1,1)}$ and $\mathbb{E}_{\mathbf{X} \sim P}[\|\mathbf{s}_p(\mathbf{X})\|_2] < \infty$. For any $Q \in \mathcal{P}(\mathbb{R}^d)$ such that $D(Q, P) < \infty$, we have $\mathbb{S}_P(Q, P) = \mathbb{S}_P(P, Q) = D(Q, P)$.*

Proof of Lemma 15. This follows directly from the symmetry of P -KSD (Shi & Mackey, 2024, Lemma 1) and that the assumed conditions imply $\mathbb{E}_{\mathbf{X} \sim P}[(\mathcal{A}_P f)(\mathbf{X})] = 0$ for all $f \in \mathcal{B}$ (Gorham & Mackey, 2017, Proposition 1), so one of the two expectations in (50) vanishes when either of the two arguments coincides with P . \square

Lemma 16 (P -KSD closed-form). *Let $Q, R \in \mathcal{P}(\mathbb{R}^d)$ and $k \in \mathcal{C}_b^{(1,1)}$. If $\mathbb{E}_{\mathbf{X} \sim Q}[u_p(\mathbf{X}, \mathbf{X})] < \infty$ and $\mathbb{E}_{\mathbf{Y} \sim R}[u_p(\mathbf{Y}, \mathbf{Y})] < \infty$, then*

$$\mathbb{S}_P^2(Q, R) = \mathbb{E}_{\mathbf{X}, \mathbf{X}' \sim Q}[u_p(\mathbf{X}, \mathbf{X}')] + \mathbb{E}_{\mathbf{Y}, \mathbf{Y}' \sim R}[u_p(\mathbf{Y}, \mathbf{Y}')] - 2\mathbb{E}_{\mathbf{X} \sim Q, \mathbf{Y} \sim R}[u_p(\mathbf{X}, \mathbf{Y})].$$

Proof of Lemma 16. The assumed conditions ensure $\mathbb{S}_P^2(Q, R)$ is well-defined. Since P -KSD is an MMD with reproducing kernel u_p (Barp et al., 2022, Theorem 2.8), we can apply Gretton et al. (2012, Lemma 6) to yield this result. \square

Lemma 17 (P -KSD projection). *Let $R \in \mathcal{P}(\mathbb{R}^d)$ and assume $\mathbb{E}_{\mathbf{Y} \sim R}[u_p(\mathbf{Y}, \mathbf{Y})] < \infty$. Further assume the conditions in Lemma 15 hold. For any $\theta > 0$,*

$$\inf_{Q \in \mathcal{B}^{\text{KSD}}(P; \theta)} \mathbb{S}_P(R, Q) = \max(0, \mathbb{S}_P(R, P) - \theta) = \max(0, D(R, P) - \theta).$$

Proof of Lemma 17. The P -KSD $\mathbb{S}_P(R, P)$ is well-defined under the assumed conditions, and hence so is $\mathbb{S}_P(\lambda R + (1 - \lambda)P, P)$ for any $\lambda \in [0, 1]$. Also since P -KSD is an MMD with (potentially unbounded) reproducing kernel u_p , the claim then follows by Sun & Zou (2023, Proposition 3) and noting that their proof extends directly to potentially unbounded kernels. \square

Lemma 18 (P -KSD deviation bound). *Assume k is a tilted kernel satisfying the conditions in Lemma 2 and $P \in \mathcal{P}(\mathbb{R}^d)$ has a density $p \in \mathcal{C}^1$. For any positive integer n , any $Q \in \mathcal{P}(\mathbb{R}^d)$ and any $\delta > 0$,*

$$\Pr_{\mathbb{X}_n \sim Q} \left(\mathbb{S}_P(\mathbb{X}_n, Q) > \sqrt{\frac{\tau_\infty}{n}} + \delta \right) \leq \exp \left(-\frac{n\delta^2}{2\tau_\infty} \right),$$

In particular, for any $\alpha > 0$,

$$\Pr_{\mathbb{X}_n \sim Q} \left(\mathbb{S}_P(\mathbb{X}_n, Q) > \sqrt{\frac{\tau_\infty}{n}} + \sqrt{\frac{-2\tau_\infty \log \alpha}{n}} \right) \leq \alpha.$$

Proof of Lemma 18. Let $\mathbb{X}_n = \{\mathbf{x}_i\}_{i=1}^n$ and $\mathbb{X}'_n = \{\mathbf{x}'_i\}_{i=1}^n$ be two samples that differ only by the first element, i.e., $\mathbf{x}_i, \mathbf{x}'_i \in \mathbb{R}^d$ and $\mathbf{x}_i = \mathbf{x}'_i$ for $i \neq 1$. Write $\mathcal{B} := \{f \in \mathcal{H}_k^d : \|f\|_{\mathcal{H}_k^d} \leq 1\}$, and denote by Q_n, Q'_n the empirical measures formed by \mathbb{X}_n and \mathbb{X}'_n , respectively. The difference between the P -KSD computed using \mathbb{X}_n and \mathbb{X}'_n can be bounded as

$$\begin{aligned} & |\mathbb{S}_P(\mathbb{X}_n, Q) - \mathbb{S}_P(\mathbb{X}'_n, Q)| \\ &= \left| \sup_{f \in \mathcal{B}} \left(\frac{1}{n} \sum_{i=1}^n (\mathcal{A}_P f)(\mathbf{x}_i) - \mathbb{E}_{\mathbf{X} \sim Q}[\mathcal{A}_P f(\mathbf{X})] \right) - \sup_{f \in \mathcal{B}} \left(\frac{1}{n} \sum_{i=1}^n (\mathcal{A}_P f)(\mathbf{x}'_i) - \mathbb{E}_{\mathbf{X} \sim Q}[\mathcal{A}_P f(\mathbf{X})] \right) \right| \\ &\leq \sup_{f \in \mathcal{B}} \left| \frac{1}{n} \sum_{i=1}^n (\mathcal{A}_P f)(\mathbf{x}_i) - \frac{1}{n} \sum_{i=1}^n (\mathcal{A}_P f)(\mathbf{x}'_i) \right| \\ &= \frac{1}{n} \sup_{f \in \mathcal{B}} |(\mathcal{A}_P f)(\mathbf{x}_1) - (\mathcal{A}_P f)(\mathbf{x}'_1)| \leq \frac{2}{n} \sup_{\mathbf{x} \in \mathbb{R}^d} \sup_{f \in \mathcal{B}} |(\mathcal{A}_P f)(\mathbf{x})| = \frac{2}{n} \sup_{\mathbf{x} \in \mathbb{R}^d} (u_p(\mathbf{x}, \mathbf{x}))^{\frac{1}{2}}, \end{aligned}$$

where the last line holds by noting that

$$\sup_{f \in \mathcal{B}} |(\mathcal{A}_p f)(\mathbf{x})| = \sup_{f \in \mathcal{B}} |\mathbb{E}_{\mathbf{X} \sim \delta_{\mathbf{x}}}[(\mathcal{A}_p f)(\mathbf{X})]| \stackrel{(a)}{=} D(\delta_{\mathbf{x}}, P) = (\mathbb{E}_{\mathbf{X} \sim \delta_{\mathbf{x}}, \mathbf{X}' \sim \delta_{\mathbf{x}}} [u_p(\mathbf{X}, \mathbf{X}')])^{1/2} \stackrel{(b)}{=} u_p(\mathbf{x}, \mathbf{x})^{1/2},$$

where (a) follows from the definition of KSD, and (b) holds by the double-integral form of KSD (see, e.g., Barp et al., 2022, Corollary 2.10), which holds under the assumed kernel conditions. Moreover, Lemma 2 implies $\sup_{\mathbf{x} \in \mathbb{R}^d} u_p(\mathbf{x}, \mathbf{x}) \leq \tau_\infty < \infty$, so, by symmetry, we have shown that varying a single data point \mathbf{x}_i for any i changes $\mathbb{S}_P(\mathbb{X}_n, P)$ by at most a magnitude of $2\tau_\infty^{1/2}/n$. We can then apply the McDiarmid's inequality (McDiarmid et al., 1989) to yield that, for any $\delta > 0$,

$$\Pr_{\mathbf{X}_n \sim Q} (\mathbb{S}_P(\mathbb{X}_n, Q) - \mathbb{E}_{\mathbf{Y}_n \sim Q} [\mathbb{S}_P(\mathbf{Y}_n, Q)] > \delta) \leq \exp\left(-\frac{n\delta^2}{2\tau_\infty}\right).$$

It remains to bound the expectation. Using Hölder's inequality,

$$\begin{aligned} \mathbb{E}_{\mathbf{Y}_n \sim Q} [\mathbb{S}_P(\mathbf{Y}_n, Q)] &\leq (\mathbb{E}_{\mathbf{Y}_n \sim Q} [\mathbb{S}_P^2(\mathbf{Y}_n, Q)])^{\frac{1}{2}} \\ &= \left(\mathbb{E}_{\mathbf{Y}_n \sim Q} \left[\mathbb{E}_{\mathbf{Y}, \mathbf{Y}' \sim Q} [u_p(\mathbf{Y}, \mathbf{Y}')] + \frac{1}{n^2} \sum_{1 \leq i, j \leq n} u_p(\mathbf{Y}_i, \mathbf{Y}_j) - \frac{2}{n} \sum_{i=1}^n \mathbb{E}_{\mathbf{Y} \sim Q} [u_p(\mathbf{Y}, \mathbf{Y}_i)] \right] \right)^{\frac{1}{2}} \\ &= \left(\frac{1}{n} \mathbb{E}_{\mathbf{Y} \sim Q} [u_p(\mathbf{Y}, \mathbf{Y})] - \frac{1}{n} \mathbb{E}_{\mathbf{Y}, \mathbf{Y}' \sim Q} [u_p(\mathbf{Y}, \mathbf{Y}')] \right)^{\frac{1}{2}}, \end{aligned}$$

where the second line follows from the definition of $\mathbb{S}_P^2(\mathbb{X}_n, Q)$ and Lemma 16, and the last equality holds since $\mathbf{Y}_i, \mathbf{Y}_j \sim Q$ are i.i.d. To further bound the RHS of the last line, we invoke (31) to conclude that $\mathbb{E}_{\mathbf{Y}, \mathbf{Y}' \sim Q} [u_p(\mathbf{Y}, \mathbf{Y}')] \leq \mathbb{E}_{\mathbf{Y}, \mathbf{Y}' \sim Q} [u_p(\mathbf{Y}, \mathbf{Y})^{1/2} u_p(\mathbf{Y}', \mathbf{Y}')^{1/2}] = \mathbb{E}_{\mathbf{Y} \sim Q} [u_p(\mathbf{Y}, \mathbf{Y})]$. Therefore,

$$\left(\frac{1}{n} \mathbb{E}_{\mathbf{Y} \sim Q} [u_p(\mathbf{Y}, \mathbf{Y})] - \frac{1}{n} \mathbb{E}_{\mathbf{Y}, \mathbf{Y}' \sim Q} [u_p(\mathbf{Y}, \mathbf{Y}')] \right)^{\frac{1}{2}} \leq \frac{1}{n^{\frac{1}{2}}} (\mathbb{E}_{\mathbf{Y} \sim Q} [u_p(\mathbf{Y}, \mathbf{Y})])^{\frac{1}{2}} \leq \left(\frac{\tau_\infty}{n} \right)^{\frac{1}{2}}.$$

Combining these results shows the first claim:

$$\begin{aligned} \Pr_{\mathbb{X}_n \sim Q} \left(\mathbb{S}_P(\mathbb{X}_n, Q) > \sqrt{\frac{\tau_\infty}{n}} + \delta \right) &\leq \Pr_{\mathbb{X}_n \sim Q} (\mathbb{S}_P(\mathbb{X}_n, Q) - \mathbb{E}_{\mathbf{Y}_n \sim Q} [\mathbb{S}_P(\mathbf{Y}_n, Q)] > \delta) \\ &\leq \exp\left(-\frac{n\delta^2}{2\tau_\infty}\right). \end{aligned}$$

The second claim follows directly by setting the RHS to α and solving for δ . \square

A.5 Validity of the Bootstrap Approach

We provide a proof for the validity of the bootstrap approach in Theorem 4. We first discuss the intuition, and then present two lemmas in Appendix A.5.1. The proof of Theorem 4 will be presented in Appendix A.5.2.

The bootstrap procedure used in robust-KSD is the same as the one in the standard KSD test, and it is not immediately obvious that this gives a valid decision threshold. For the standard KSD test, the V-statistic $D^2(\mathbb{X}_n)$ is *degenerate* under the point null $H_0 : Q = P$, i.e., $\mathbb{E}_{\mathbf{X} \sim Q} [u_p(\cdot, P)] = 0$ when $Q = P$ (Liu et al., 2016, Theorem 4.1), and classic bootstrapping methods for degenerate V-statistics (Arcones & Gine, 1992; Huskova & Janssen, 1993) shows that the bootstrap quantile $q_{\infty, 1-\alpha}$ is a valid decision threshold. However, the same argument cannot be applied directly to our robust test, because our null H_0^C is a composite one that contains not only P but also other distributions $Q \neq P$, in which case $D^2(\mathbb{X}_n)$ is no longer degenerate as shown by Liu et al. (2016, Theorem 4.1). Nevertheless, our proof shows that $q_{\infty, 1-\alpha}$ is still a correct decision threshold.

Intuition of the proof Let $\mathbb{X}_n = \{\mathbf{X}_i\}_{i=1}^n$ be a realisations from some $Q \in \mathcal{P}(\mathbb{R}^d)$. We will first show that the rejection probability of the robust-KSD test can be bounded as

$$\Pr_{\mathbb{X}_n \sim Q} (\Delta_\theta(\mathbb{X}_n) > q_{\infty, 1-\alpha}(\mathbb{X}_n)) \leq \Pr_{\mathbb{X}_n \sim Q} (\mathbb{S}_P(\mathbb{X}_n, Q) > q_{\infty, 1-\alpha}(\mathbb{X}_n)) ,$$

where $\mathbb{S}_P(\mathbb{X}_n, Q)$ is the P -KSD introduced in Appendix A.4. We will then prove that the RHS of the above inequality converges to the prescribed test level α as $n \rightarrow \infty$ by showing that $q_{\infty, 1-\alpha}(\mathbb{X}_n)$ is a valid bootstrap approximation for the $(1 - \alpha)$ -quantile of the distribution of $\mathbb{S}_P(\mathbb{X}_n, Q)$.

To see this, we first use the closed-form expression for P -KSD (Lemma 16) to write

$$\begin{aligned} \mathbb{S}_P^2(\mathbb{X}_n, Q) &= \mathbb{E}_{\mathbf{X}, \mathbf{X}' \sim Q_n} [u_p(\mathbf{X}, \mathbf{X}')] - 2\mathbb{E}_{\mathbf{X} \sim Q_n, \mathbf{Y} \sim Q} [u_p(\mathbf{X}, \mathbf{Y})] + \mathbb{E}_{\mathbf{Y}, \mathbf{Y}' \sim Q} [u_p(\mathbf{Y}, \mathbf{Y}')] \\ &= \mathbb{E}_{\mathbf{X}, \mathbf{X}' \sim Q_n} [u_p(\mathbf{X}, \mathbf{X}'; Q)] = \frac{1}{n^2} \sum_{1 \leq i, j \leq n} u_p(\mathbf{X}_i, \mathbf{X}_j; Q) , \end{aligned} \quad (51)$$

where we have defined

$$u_p(\mathbf{x}, \mathbf{x}'; Q) := u_p(\mathbf{x}, \mathbf{x}') - \mathbb{E}_{\mathbf{Y} \sim Q} [u_p(\mathbf{x}, \mathbf{Y})] - \mathbb{E}_{\mathbf{Y}' \sim Q} [u_p(\mathbf{Y}', \mathbf{x}')] + \mathbb{E}_{\mathbf{Y}, \mathbf{Y}' \sim Q} [u_p(\mathbf{Y}, \mathbf{Y}')] .$$

In other words, $\mathbb{S}_P^2(\mathbb{X}_n, Q)$ is a V-statistic with symmetric function $u_p(\cdot, \cdot; Q)$.

Our key observation is that $\mathbb{S}_P^2(\mathbb{X}_n, Q)$ is the second-order term in the *Hoeffding's decomposition* (Arcones & Gine, 1992, Eq. 3.2) of the V-statistic estimate $D^2(\mathbb{X}_n, P)$ for the standard KSD defined in (3). This suggests that (4) is an appropriate bootstrap sample. Crucially, this argument does *not* require $Q = P$, unlike in the proof of the standard KSD test. We formalize this argument in the next section.

A naive alternative approach to bootstrap $\mathbb{S}_P^2(\mathbb{X}_n, Q)$ is to note that it is degenerate for any Q and use standard bootstrapping techniques for degenerate V-statistics (e.g., Arcones & Gine, 1992, Theorem 3.5). However, this approach is not applicable here since, to compute the bootstrap sample, it requires the function $u_p(\mathbf{x}, \mathbf{x}'; Q)$ to be computable at any \mathbf{x}, \mathbf{x}' , which is not the case for $u_p(\mathbf{x}, \mathbf{x}'; Q)$ since it involves intractable expectations over Q (recall that u_p has mean zero under P , but not necessarily under Q).

A.5.1 Bootstrapping the P -KSD Estimate

Our proof for Theorem 4 relies on Arcones & Gine (1992, Lemma 3.4), which states that the asymptotic distribution of the second-order term in the Hoeffding's decomposition of a V-statistic can be approximated by a bootstrap distribution. We restate this result for the case of $\mathbb{S}_P^2(\mathbb{X}_n, Q)$ in Lemma 19.

Lemma 19 (Arcones & Gine (1992), Lemma 3.4). *Let $\mathbb{X}_\infty = \{\mathbf{X}_i\}_{i=1}^\infty$ be a random sample where $\mathbf{X}_i \sim Q$ are independent, and for any n define $\mathbb{X}_n := \{\mathbf{X}_i\}_{i=1}^n$. Let Q_n be the empirical measure based on \mathbb{X}_n and define $\mathbb{X}_n^* = \{\mathbf{X}_i^*\}_{i=1}^n$, where $\mathbf{X}_i^* \sim Q_n$ are independent conditionally on \mathbb{X}_n . Assume $\mathbb{E}_{\mathbf{X} \sim Q} [u_p(\mathbf{X}, \mathbf{X})^2] < \infty$. Then*

$$\sup_{t \in \mathbb{R}} \left| \Pr_{\mathbf{X}_n^* \sim Q_n} (n \cdot \mathbb{S}_P^2(\mathbb{X}_n^*, \mathbb{X}_n) \leq t \mid \mathbb{X}_\infty) - \Pr_{\mathbb{X}_n \sim Q} (n \cdot \mathbb{S}_P^2(\mathbb{X}_n, Q) \leq t) \right| \rightarrow 0 , \quad \text{as } n \rightarrow \infty .$$

Using this result, we can prove that a valid bootstrap approximation for the distribution of $\mathbb{S}_P(\mathbb{X}_n, Q)$ can be obtained by using the bootstrap sample $D_{\mathbf{W}}(\mathbb{X}_n)$ defined in (4). This is summarized in the next lemma.

Lemma 20. *Assume $\mathbb{E}_{\mathbf{X} \sim Q} [u_p(\mathbf{X}, \mathbf{X})^2] < \infty$ and let $\mathbf{W} := (W_1, \dots, W_n) \sim \text{Multinomial}(n; 1/n, \dots, 1/n)$. Under the notation in Lemma 19, it holds that*

$$\sup_{t \in \mathbb{R}} \left| \Pr_{\mathbf{W}} (\sqrt{n} \cdot D_{\mathbf{W}}(\mathbb{X}_n) \leq t \mid \mathbb{X}_\infty) - \Pr_{\mathbb{X}_n \sim Q} (\sqrt{n} \cdot \mathbb{S}_P(\mathbb{X}_n, Q) \leq t) \right| \rightarrow 0 , \quad \text{as } n \rightarrow \infty . \quad (52)$$

Proof of Lemma 20. As argued in (51), the squared P -KSD $\mathbb{S}_P^2(\mathbb{X}_n, Q)$ can be written as a V-statistic with symmetric function $u_p(\cdot, \cdot; Q)$. Moreover, direct computation shows that $\mathbb{E}_{\mathbf{X} \sim Q} [u_p(\cdot, \mathbf{X}; Q)] \equiv 0$, so the symmetric function $u_p(\cdot, \cdot; Q)$ is Q -degenerate of order 1 (Arcones & Gine, 1992, pp. 5). On the other hand, it

is well-known that the weighted bootstrap form can be equivalently written as an Efron's resampled bootstrap statistic (Janssen, 1994; Dehling & Mikosch, 1994; Janssen, 1997), i.e.,

$$\begin{aligned}
D_{\mathbf{W}}^2(\mathbb{X}_n) &= \frac{1}{n^2} \sum_{1 \leq i, j \leq n} (W_i - 1)(W_j - 1) u_p(\mathbf{X}_i, \mathbf{X}_j) \\
&= \frac{1}{n^2} \sum_{1 \leq i, j \leq n} W_i W_j u_p(\mathbf{X}_i, \mathbf{X}_j) - W_i u_p(\mathbf{X}_i, \mathbf{X}_j) - W_j u_p(\mathbf{X}_i, \mathbf{X}_j) + u_p(\mathbf{X}_i, \mathbf{X}_j) \\
&\stackrel{d}{=} \frac{1}{n^2} \sum_{1 \leq i, j \leq n} u_p(\mathbf{X}_i^*, \mathbf{X}_j^*) - u_p(\mathbf{X}_i^*, \mathbf{X}_j) - u_p(\mathbf{X}_i, \mathbf{X}_j^*) + u_p(\mathbf{X}_i, \mathbf{X}_j) \\
&= \frac{1}{n^2} \sum_{1 \leq i, j \leq n} u_p(\mathbf{X}_i^*, \mathbf{X}_j^*; Q_n) = \mathbb{S}_P^2(\mathbb{X}_n^*, \mathbb{X}_n),
\end{aligned}$$

where \mathbf{X}_i^* and Q_n are defined in Lemma 19, the notation $\stackrel{d}{=}$ denotes equality in distribution, the second last line follows by the definition of $u_p(\cdot, \cdot; Q_n)$, and the last line. Under the assumed moment condition, we can apply Lemma 19 together with the above derivation to conclude that a version of (52) with the *squared* statistics holds, i.e.,

$$\sup_{t \in \mathbb{R}} \left| \Pr_{\mathbf{W}} \left(n \cdot D_{\mathbf{W}}^2(\mathbb{X}_n) \leq t \mid \mathbb{X}_\infty \right) - \Pr_{\mathbb{X}_n \sim Q} \left(n \cdot \mathbb{S}_P^2(\mathbb{X}_n, Q) \leq t \right) \right| \rightarrow 0.$$

The claim then follows by noting that the mapping $u \mapsto \sqrt{u}$ is everywhere continuous on $[0, \infty)$ and that weak convergence is preserved by continuous function by the Continuous Mapping Theorem (Van der Vaart, 2000, Theorem 2.3). \square

A.5.2 Proof of Theorem 4

We first show that $\mathbb{E}_{\mathbf{X} \sim Q} [u_p(\mathbf{X}, \mathbf{X})^2] < \infty$, so in particular $\mathbb{E}_{\mathbf{X} \sim Q} [u_p(\mathbf{X}, \mathbf{X})] < \infty$ and we can apply Lemma 17. Defining $\mathbf{s}_{p,w}(x) = w(x)\mathbf{s}_p(x)$, we have

$$\begin{aligned}
&\mathbb{E}_{\mathbf{X} \sim Q} [u_p(\mathbf{X}, \mathbf{X})^2] \\
&\leq \mathbb{E}_{\mathbf{X} \sim Q} \left[\left(\|\mathbf{s}_{p,w}(\mathbf{x})\|_2^2 h(0) + 2\|\mathbf{s}_{p,w}(\mathbf{x})\|_2 \|\nabla w(\mathbf{x})\|_2 h(0) + \|\nabla w(\mathbf{x})\|_2^2 h(0) + w(\mathbf{x})^2 |\nabla^\top \nabla h(0)| \right)^2 \right] \\
&\leq 4 \left(\mathbb{E}_{\mathbf{X} \sim Q} [\|\mathbf{s}_{p,w}(\mathbf{x})\|_2^4] h^2(0) + 2\mathbb{E}_{\mathbf{X} \sim Q} [\|\mathbf{s}_{p,w}(\mathbf{x})\|_2^2 \|\nabla w(\mathbf{x})\|_2^2] h^2(0) + \mathbb{E}_{\mathbf{X} \sim Q} [\|\nabla w(\mathbf{x})\|_2^4] h^2(0) \right. \\
&\quad \left. + \mathbb{E}_{\mathbf{X} \sim Q} [w(\mathbf{x})^4] |\nabla^\top \nabla h(0)|^2 \right),
\end{aligned}$$

where the second line follows from (30), and the last line holds since $(a + b + c + d)^2 \leq 4(a^2 + b^2 + c^2 + d^2)$ for any $a, b, c, d \in \mathbb{R}$. The RHS of the last inequality is finite under the assumed conditions on k .

We are now ready to prove the first result of our theorem. For any $Q \in \mathcal{B}^{\text{KSD}}(P; \theta)$, we have

$$\begin{aligned}
\Pr_{\mathbb{X}_n \sim Q, \mathbf{W}} (\Delta_\theta(\mathbb{X}_n) > q_{\infty, 1-\alpha}(\mathbb{X}_n)) &= \Pr_{\mathbb{X}_n \sim Q, \mathbf{W}} (\max(0, D(\mathbb{X}_n) - \theta) > q_{\infty, 1-\alpha}(\mathbb{X}_n)) \\
&= \Pr_{\mathbb{X}_n \sim Q, \mathbf{W}} (\inf_{Q' \in \mathcal{B}^{\text{KSD}}(P; \theta)} \mathbb{S}_P(\mathbb{X}_n, Q') > q_{\infty, 1-\alpha}(\mathbb{X}_n)) \\
&\leq \Pr_{\mathbb{X}_n \sim Q, \mathbf{W}} (\mathbb{S}_P(\mathbb{X}_n, Q) > q_{\infty, 1-\alpha}(\mathbb{X}_n)), \tag{53}
\end{aligned}$$

where the second line holds by Lemma 17 and noting that $D(\mathbb{X}_n)$ is equivalent to the KSD between the empirical measure based on \mathbb{X}_n and P , and the last line holds since $Q \in \mathcal{B}^{\text{KSD}}(P; \theta)$. To show the first claim of our theorem, it suffices to show that the RHS of (53) converges to α as $n \rightarrow \infty$. Defining the term

$$\delta_n := \Pr_{\mathbb{X}_n \sim Q, \mathbf{W}} (\mathbb{S}_P(\mathbb{X}_n, Q) > q_{\infty, 1-\alpha}(\mathbb{X}_n)) - \Pr_{\mathbf{W}} (D_{\mathbf{W}}(\mathbb{X}_n) > q_{\infty, 1-\alpha}(\mathbb{X}_n) \mid \mathbb{X}_\infty),$$

we can write the RHS of (53) as

$$\Pr_{\mathbb{X}_n \sim Q, \mathbf{W}} (\mathbb{S}_P(\mathbb{X}_n, Q) > q_{\infty, 1-\alpha}(\mathbb{X}_n)) = \Pr_{\mathbf{W}} (D_{\mathbf{W}}(\mathbb{X}_n) > q_{\infty, 1-\alpha}(\mathbb{X}_n) \mid \mathbb{X}_\infty) + \delta_n = \alpha + \delta_n,$$

where the last step holds since $q_{\infty,1-\alpha}(\mathbb{X}_n)$ is the $(1-\alpha)$ -quantile of the conditional distribution of $D_{\mathbf{W}}(\mathbb{X}_n)$ given \mathbb{X}_∞ . Moreover, since we have shown that $\mathbb{E}_{\mathbf{X} \sim Q}[u_p(\mathbf{X}, \mathbf{X})^2] < \infty$, we can apply Lemma 20 to conclude that $\delta_n \rightarrow 0$ as $n \rightarrow \infty$. Combining with (53), we have proved that $\Pr_{\mathbb{X}_n \sim Q, \mathbf{W}}(\Delta_\theta(\mathbb{X}_n) > q_{\infty,1-\alpha}(\mathbb{X}_n)) \rightarrow \alpha$, which shows the first claim of our theorem.

Now assume $Q \notin \mathcal{B}^{\text{KSD}}(P; \theta)$, so $\theta - D(Q, P) < 0$. We have

$$\begin{aligned} & \Pr_{\mathbb{X}_n \sim Q, \mathbf{W}}(\Delta_\theta(\mathbb{X}_n) > q_{\infty,1-\alpha}(\mathbb{X}_n)) \\ &= \Pr_{\mathbb{X}_n \sim Q, \mathbf{W}}(D(\mathbb{X}_n) - \theta > q_{\infty,1-\alpha}(\mathbb{X}_n)) \end{aligned} \quad (54)$$

$$= \Pr_{\mathbb{X}_n \sim Q, \mathbf{W}}\left(\sqrt{n}(D^2(\mathbb{X}_n) - D^2(Q, P)) > \sqrt{n}(q_{\infty,1-\alpha}(\mathbb{X}_n) + \theta)^2 - \sqrt{n}D^2(Q, P)\right), \quad (55)$$

where (54) holds since it can be checked that $\Delta_\theta(\mathbb{X}_n) > \gamma$ if and only if $D(\mathbb{X}_n) - \theta > \gamma$ for any $\gamma \geq 0$. The argument in Liu et al. (2016, Theorem 4.1) shows that $\sqrt{n}(D^2(\mathbb{X}_n) - D^2(Q, P))$ converges weakly to a Gaussian limit assuming $\mathbb{E}_{\mathbf{X} \sim Q}[u_p(\mathbf{X}, \mathbf{X}')^2] < \infty$, which holds since (31) and Jensen's inequality imply

$$\mathbb{E}_{\mathbf{X}, \mathbf{X}' \sim Q}[u_p(\mathbf{X}, \mathbf{X}')^2] \leq \mathbb{E}_{\mathbf{X}, \mathbf{X}' \sim Q}[u_p(\mathbf{X}, \mathbf{X})u_p(\mathbf{X}', \mathbf{X}')] = (\mathbb{E}_{\mathbf{X} \sim Q}[u_p(\mathbf{X}, \mathbf{X})])^2 \leq \mathbb{E}_{\mathbf{X} \sim Q}[u_p(\mathbf{X}, \mathbf{X})^2],$$

which is finite as shown before. On the other hand, the weak convergence of $\sqrt{n}(D^2(\mathbb{X}_n) - D^2(Q, P))$ also implies $q_{\infty,1-\alpha}(\mathbb{X}_n) \rightarrow 0$ as $n \rightarrow \infty$, so when $D(Q, P) > \theta$,

$$\lim_{n \rightarrow \infty} (q_{\infty,1-\alpha}(\mathbb{X}_n) + \theta)^2 - D^2(Q, P) = \theta^2 - D^2(Q, P) < 0.$$

Combining these arguments shows that in the probability in (55), the LHS converges to a non-degenerate distribution, while the RHS tends to $-\infty$. This implies (55) converges to 1, thus proving the second claim.

A.6 Connections Between KSD Balls and Contamination Models

This section provides proofs for the results in Section 4.2.

- Appendix A.6.1 states and proves Lemma 21, an intermediary result which provides a decomposition of the KSD under Huber's contamination models.
- Appendix A.6.2 proves Proposition 5 using Lemma 21.
- Appendix A.6.3 proves Proposition 6.
- Appendix A.6.4 provides an example of using Proposition 6 to bound the KSD between t- and Gaussian distributions.

A.6.1 Statement and Proof of Lemma 21

Lemma 21. *Let $\epsilon \in [0, 1]$ and $Q = (1-\epsilon)P + \epsilon R$, for any $R \in \mathcal{P}(\mathbb{R}^d)$ such that $\mathbb{E}_{\mathbf{Y} \sim R}[u_p(\mathbf{Y}, \mathbf{Y})^{1/2}] < \infty$. Assume $k \in \mathcal{C}_b^{(1,1)}$ and $\mathbb{E}_{\mathbf{X} \sim P}[\|\mathbf{s}_p(\mathbf{X})\|_2] < \infty$. Then $D(Q, P) = \epsilon D(R, P)$.*

Proof of Lemma 21. The assumption $\mathbb{E}_{\mathbf{Y} \sim R}[u_p(\mathbf{Y}, \mathbf{Y})^{1/2}] < \infty$ implies that $D(R, P)$ is well-defined by Gorham & Mackey (2017, Proposition 2). Moreover, when $k \in \mathcal{C}_b^{(1,1)}$ and $\mathbb{E}_{\mathbf{X} \sim P}[\|\mathbf{s}_p(\mathbf{X})\|_2] < \infty$, Gorham & Mackey (2015, Proposition 1) shows that $\mathbb{E}_{\mathbf{X} \sim P}[u_p(\mathbf{X}, \cdot)] = 0$. Using this and the linearity of expectation,

$$\begin{aligned} D^2(Q, P) &= (1-\epsilon)^2 \mathbb{E}_{\mathbf{X}, \mathbf{X}' \sim P}[u_p(\mathbf{X}, \mathbf{X}')] + 2(1-\epsilon)\epsilon \mathbb{E}_{\mathbf{X} \sim P, \mathbf{Y} \sim R}[u_p(\mathbf{X}, \mathbf{Y})] + \epsilon^2 \mathbb{E}_{\mathbf{Y}, \mathbf{Y}' \sim R}[u_p(\mathbf{Y}, \mathbf{Y}')] \\ &= (1-\epsilon)^2 D^2(P, P) + \epsilon^2 D^2(R, P) = \epsilon^2 D^2(R, P). \end{aligned}$$

Taking square-root of both sides gives the desired result. \square

A.6.2 Proof of Proposition 5

The proof follows a similar approach as Chérif-Abdellatif & Alquier (2022, Lemma 3.3). Under the assumed kernel conditions, Lemma 2 shows that $\sup_{\mathbf{x}, \mathbf{x}' \in \mathbb{R}^d} u_p(\mathbf{x}, \mathbf{x}') \leq \tau_\infty < \infty$, which implies $D^2(Q, P) = \mathbb{E}_{\mathbf{X}, \mathbf{X}' \sim Q}[u_p(\mathbf{X}, \mathbf{X}')] \leq \tau_\infty < \infty$ for any probability measure $Q \in \mathcal{P}(\mathbb{R}^d)$. In particular, $D(Q, P)$ is well-defined for any $Q \in \mathcal{P}(\mathbb{R}^d)$ and the conditions in Lemma 21 are met. For any $Q = (1 - \epsilon)P + \epsilon R$ with $Q \in \mathcal{P}(P; \epsilon_0)$, applying Lemma 21 shows that

$$D(Q, P) = \epsilon D(R, P) \leq \epsilon_0 D(R, P) \leq \epsilon_0 \tau_\infty^{\frac{1}{2}}. \quad (56)$$

To show that this bound is tight, we can lower bound the KSD as

$$\begin{aligned} \sup_{Q \in \mathcal{P}(P; \epsilon_0)} D(Q, P) &\geq \sup_{\mathbf{z} \in \mathbb{R}^d, \epsilon \in [0, \epsilon_0]} D((1 - \epsilon)P + \epsilon \delta_{\mathbf{z}}, P) = \sup_{\mathbf{z} \in \mathbb{R}^d, \epsilon \in [0, \epsilon_0]} \epsilon D(\delta_{\mathbf{z}}, P) = \epsilon_0 \sup_{\mathbf{z} \in \mathbb{R}^d} u_p(\mathbf{z}, \mathbf{z})^{\frac{1}{2}} \\ &= \epsilon_0 \tau_\infty^{\frac{1}{2}}, \end{aligned}$$

where the first inequality holds since $R = \delta_{\mathbf{z}}$ is only one possible type of perturbation, the first equality follows from Lemma 21, the second inequality holds because the supremum over ϵ is reached at ϵ_0 , and the last step holds as $\sup_{\mathbf{z} \in \mathbb{R}^d} u_p(\mathbf{z}, \mathbf{z}) = \tau_\infty$ by definition. Combining with the upper bound (56), we have shown that $\sup_{Q \in \mathcal{P}(P; \epsilon_0)} D(Q, P) = \epsilon_0 \tau_\infty^{1/2}$.

A.6.3 Proof of Proposition 6

Under the assumed conditions on k , Lemma 2 shows that the Stein kernel is bounded by $\tau_\infty = \sup_{\mathbf{x} \in \mathbb{R}^d} u_p(\mathbf{x}, \mathbf{x}) < \infty$, so in particular $D(Q, P)$ is well-defined for all $Q \in \mathcal{P}(\mathbb{R}^d)$. Under the assumed integrability condition, we have $\mathbb{E}_{\mathbf{X} \sim P}[u_p(\mathbf{X}, \cdot)] = 0$ as argued in the paragraph before (12). We can therefore rewrite the squared KSD as

$$D^2(Q, P) = \int_{\mathbb{R}^d} \int_{\mathbb{R}^d} u_p(\mathbf{x}, \mathbf{x}') q(\mathbf{x}) q(\mathbf{x}') d\mathbf{x} d\mathbf{x}' = \int_{\mathbb{R}^d} \int_{\mathbb{R}^d} u_p(\mathbf{x}, \mathbf{x}') (q(\mathbf{x}) - p(\mathbf{x})) (q(\mathbf{x}') - p(\mathbf{x}')) d\mathbf{x} d\mathbf{x}',$$

Using the assumed bound $|q(\mathbf{x}) - p(\mathbf{x})| \leq \delta(\mathbf{x})$ and Lemma 2, we can bound the RHS of the above line by

$$\int_{\mathbb{R}^d} \int_{\mathbb{R}^d} u_p(\mathbf{x}, \mathbf{x}') \delta(\mathbf{x}) \delta(\mathbf{x}') d\mathbf{x} d\mathbf{x}' \leq \int_{\mathbb{R}^d} \int_{\mathbb{R}^d} |u_p(\mathbf{x}, \mathbf{x}')| \delta(\mathbf{x}) \delta(\mathbf{x}') d\mathbf{x} d\mathbf{x}' \leq \tau_\infty \left(\int_{\mathbb{R}^d} \delta(\mathbf{x}) d\mathbf{x} \right)^2 = \tau_\infty \delta_0^2.$$

Taking the square-root of both sides implies $D(Q, P) \leq \tau_\infty^{1/2} \delta_0$.

A.6.4 KSD Balls and Fat Tails

The next proposition serves as an example for how Proposition 6 can be applied to design a robust KSD test when the model is Gaussian but data are drawn from t-distributions that are moment-matched to the model.

Proposition 22. *Let $P = \mathcal{N}(0, 1)$ and let $Q_\nu = t_\nu \sqrt{(\nu - 2)/\nu}$, where t_ν is the t-distribution with degree-of-freedom (dof) $\nu > 2$. Denote by p and q_ν their probability density functions, and by F_∞ and F_ν their cumulative distribution functions, respectively. Then $p(x)$ and $q_\nu(x)$ have exactly two intersections $a_1 < a_2$ on $(0, \infty)$. If furthermore k satisfies the conditions in Lemma 2, then $\text{KSD}(Q_\nu, P) \leq 4\tau_\infty^{1/2} (F_\nu(a_1) - F_\infty(a_1) + F_\infty(a_2) - F_\nu(a_2))$.*

This result suggests that, to ensure quantitative robustness against the scaled t-distribution with ν degrees-of-freedom, we can choose the uncertainty radius in the robust-KSD test to be $\theta = 4\tau_\infty^{1/2} (F_\nu(a_1) - F_\infty(a_1) + F_\infty(a_2) - F_\nu(a_2))$. The intersection points a_1, a_2 do not have a closed form; instead, we approximate them by numerical solvers, which is trivial for this one-dimensional problem, and the numerical error is negligible as evidenced empirically in Figure 4.

Proof of Proposition 22. For $\nu > 2$, the change-of-variable formula shows that the scaled t-distribution Q_ν has density function $q(x) = Z_\nu q_\nu^*(x)$, where $Z_\nu := \Gamma(\frac{\nu+1}{2}) / (\sqrt{\pi(\nu-2)} \Gamma(\frac{\nu}{2}))$, $q_\nu^*(x) := (1 + \frac{x^2}{\nu-2})^{-(\nu+1)/2}$, and

$\Gamma(\cdot)$ is the Gamma function (see, e.g., [Forbes et al., 2011](#), Chapter 8.1). To show $q_\nu(x)$ intersects with $p(x)$ at exactly two points on $(0, \infty)$, we first show that $q_\nu(x)$ is *strong super-Gaussian* ([Palmer et al., 2010](#)), i.e., $x \mapsto \log q_\nu(\sqrt{x})$ is convex on $[0, \infty)$. This is immediate by writing

$$\log q_\nu(\sqrt{x}) = \log Z_\nu - \frac{\nu+1}{2} \log \left(1 + \frac{x}{\nu-2} \right),$$

and noting that $u \mapsto \log(1+u)$ is concave on $[0, \infty)$. [Palmer et al. \(2010, Theorem 2\)](#) shows that any symmetric and strongly super-Gaussian density belongs to the class of *density cross inequalities* (DC_+), which are symmetric densities that cross a Gaussian density of equal variance exactly four times on \mathbb{R} , and take higher values than that normal density at $x = 0$ and as $x \rightarrow \infty$. Since in this case both Q_ν and P have unit variance, we conclude that q_ν and p intersect at exactly four points on \mathbb{R} . By symmetry of these densities about $x = 0$, this shows that q_ν and p must intersect at exactly *two* points on $(0, \infty)$.

Call these two intersections a_1, a_2 and assume without loss of generality $0 < a_1 < a_2$. It then follows that $q_\nu(x) \geq p(x)$ on $[0, a_1) \cup [a_2, \infty)$ and $q_\nu(x) \leq p(x)$ on $[a_1, a_2]$. We therefore have

$$\begin{aligned} \delta_0 &:= \int_{\mathbb{R}} |p(x) - q_\nu(x)| dx \\ &= 2 \int_0^{a_1} (q_\nu(x) - p(x)) dx + 2 \int_{a_1}^{a_2} (p(x) - q_\nu(x)) dx + 2 \int_{a_2}^{\infty} (q_\nu(x) - p(x)) dx \\ &= 2(F_\nu(a_1) - F_\infty(a_1)) + 2(F_\infty(a_2) - F_\infty(a_1) - (F_\nu(a_2) - F_\nu(a_1))) + 2((1 - F_\nu(a_2)) - (1 - F_\infty(a_2))) \\ &= 2(F_\nu(a_1) - F_\infty(a_1) + F_\infty(a_2) - F_\infty(a_1) - F_\nu(a_2) + F_\nu(a_1) + F_\infty(a_2) - F_\nu(a_2)) \\ &= 4(F_\nu(a_1) - F_\infty(a_1) + F_\infty(a_2) - F_\nu(a_2)), \end{aligned}$$

where in the second line we have again used the symmetry of normal and t densities. Applying [Proposition 6](#) completes the proof. \square

B Complementary Experiments

This section includes additional experimental results. [Appendix B.1](#) discusses the rate requirement in [Theorem 3](#) and demonstrates that the KSD test is no longer qualitatively robust when this condition is not met. [Appendix B.2](#) reviews the robust MMD tests included in [Section 5.1](#) and presents implementation details. [Appendix B.4](#) includes an ablation study on the choice of kernel bandwidths in the robust-KSD test. [Appendix B.6](#) studies its scalability with dimension. [Appendix B.7](#) compares robust-KSD using two different bootstrap methods: the weighted bootstrap used throughout this work, and a wild bootstrap that is more prevalent in the kernel testing literature.

B.1 Decline Rate of Contamination Ratio

We show empirically that the rate requirement in the qualitative robustness result [Theorem 3](#) is not an artifact of the proof, i.e., the tilted-KSD test is no longer qualitatively robust to Huber’s contamination models with contamination ratio ϵ_n if $\epsilon_n = n^{-r}$ for any $r \leq 1/2$, where n is the sample size. We run the standard KSD test with a tilted kernel under the contaminated Gaussian model as described in [Section 5.1](#) with dimension $d = 1$ and outlier $z = 10$. The contamination ratio is chosen to be $\epsilon_n = n^{-r}$ for different choices of r , and the probability of rejection as n grows is shown in [Figure 8](#). The results are averaged over 400 repetitions instead of 100 repetitions as in [Section 5.1](#) to reduce numerical uncertainty. When $r > 0.5$, the rejection probability converges to the prescribed test level α , which is the limit of the rejection probability *without* contamination. This aligns with [Theorem 3](#). However, this rejection probability no longer converges to α when $r \leq 0.5$, thus showing that the tilted-KSD test is no longer qualitatively robust.

B.2 Implementation Details for the Robust MMD Tests

This section provides implementation details for the two robust MMD-based tests included in [Section 5.1](#). Both tests use the Maximum Mean Discrepancy (MMD; [Gretton et al., 2012](#), Definition 2) between the

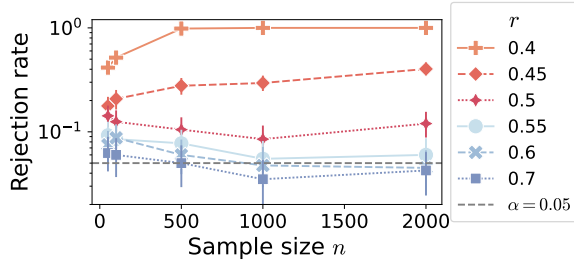


Figure 8: Rejection probability (in log scale) against sample size under the univariate contaminated Gaussian model with outlier $z = 10$. The contamination ratio scales as $\epsilon_n = n^{-r}$ for different values of r .

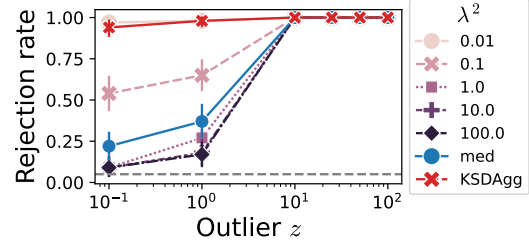


Figure 9: Rejection probability for an IMQ kernel with bandwidth λ . “med” is the median heuristic. “KSDAgg” is the test of [Schrab et al. \(2022\)](#). The dashed line shows $\alpha = 0.05$. All tests all reject H_0 for large z .

data-generating distribution Q and the model P as a measure of their disparity. Given a reproducing kernel $k : \mathbb{R}^d \times \mathbb{R}^d \rightarrow \mathbb{R}$, the squared MMD between Q and P are defined as

$$D_{\text{MMD}}^2(Q, P) = \mathbb{E}_{\mathbf{X}, \mathbf{X}' \sim Q}[k(\mathbf{X}, \mathbf{X}')] + \mathbb{E}_{\mathbf{Y}, \mathbf{Y}' \sim P}[k(\mathbf{Y}, \mathbf{Y}')] - 2\mathbb{E}_{\mathbf{X} \sim Q, \mathbf{Y} \sim P}[k(\mathbf{X}, \mathbf{Y})].$$

Given independent samples $\mathbb{X}_n = \{\mathbf{X}_i\}_{i=1}^n$ from Q and $\mathbb{Y}_m = \{\mathbf{Y}_j\}_{j=1}^m$ from P , the MMD can be estimated directly by $D_{\text{MMD}}^2(Q_n, P_m)$, where Q_n and P_m are the empirical measures formed by \mathbb{X}_n and \mathbb{Y}_m , respectively ([Gretton et al., 2012](#)). The computational cost of such estimate scales with sample size n as $\mathcal{O}((n+m)^2 + mC_{\text{sim}})$, where C_{sim} is the cost of simulating one datum from P , compared with $\mathcal{O}(n^2 + nC_{\text{score}})$ for KSD, where C_{score} denotes the cost of a single score evaluation. In our experiment in Section 5.1, P is a Gaussian model, so both simulation and score evaluation are trivial and $C_{\text{sim}}, C_{\text{score}}$ are both small. Hence, we set $m = n$ so that the costs of MMD and of KSD are comparable. Moreover, we will use the squared exponential kernel $k(\mathbf{x}, \mathbf{x}') = \exp(-\|\mathbf{x} - \mathbf{x}'\|_2^2 / (2\gamma^2))$ and set γ^2 using the median heuristic. Squared exponentials are popular for MMDs and are also used in the original papers that proposed the two robust MMD tests ([Sun & Zou, 2023](#); [Schrab & Kim, 2024](#)).

B.2.1 The MMD-Dev Test

The robust MMD test of [Sun & Zou \(2023, Eq. \(38\)\)](#), which we refer to as *MMD-Dev*, targets the hypotheses

$$H_0^{\text{MMD}} : Q \in \mathcal{B}^{\text{MMD}}(P; \theta_{\text{MMD}}), \quad H_1^{\text{MMD}} : Q \notin \mathcal{B}^{\text{MMD}}(P; \theta_{\text{MMD}}), \quad (57)$$

where $\theta_{\text{MMD}} \geq 0$ and $\mathcal{B}^{\text{MMD}}(P; \theta_{\text{MMD}}) = \{Q \in \mathcal{P} : D_{\text{MMD}}(Q, P) \leq \theta_{\text{MMD}}\}$ is the MMD ball centered at P and with radius θ_{MMD} . Given a test level $\alpha \in (0, 1)$, MMD-Dev rejects H_0^{MMD} if $D_{\text{MMD}}(Q_n, P_n) > \theta_{\text{MMD}} + \gamma_n$, where $\gamma_n = \sqrt{2K/n(1 + \sqrt{-\log \alpha})}$. [Sun & Zou \(2023, Theorem 4\)](#) shows that this test controls the Type-I error for any finite n , and is asymptotically optimal against certain alternatives. The decision threshold γ_n is derived using a McDiarmid-type deviation inequality for MMDs due to [Gretton et al. \(2012, Theorem 8\)](#).

In our experiments, we chose $\theta_{\text{MMD}} = \epsilon_0 \sqrt{2}$. This ensures that $\mathcal{B}^{\text{MMD}}(P; \theta_{\text{MMD}})$ contains Huber’s contamination models with contamination ratios up to ϵ_0 , which we show in the next result. Notably, although we can compare the MMD-Dev test with our robust-KSD test on Huber’s contamination models, they are in general *not* directly comparable, since they target different null hypotheses.

Lemma 23 (MMD balls and Huber’s model). *Let k be a reproducing kernel with $0 < k(\mathbf{x}, \mathbf{x}') \leq K < \infty$, for all $\mathbf{x}, \mathbf{x}' \in \mathbb{R}^d$. For any $\epsilon_0 \in [0, 1]$, if $\theta_{\text{MMD}} = \epsilon_0 \sqrt{2K}$, then $\mathcal{P}(P; \epsilon_0) \subset \mathcal{B}^{\text{MMD}}(P; \theta_{\text{MMD}})$, where $\mathcal{P}(P; \epsilon_0)$ is the Huber’s contamination model defined in (7).*

Proof of Lemma 23. For any $Q \in \mathcal{P}(\mathbb{R}^d)$, we define its kernel mean embedding ([Berlinet & Thomas-Agnan, 2004, Chapter 4](#)) as $\mu_Q(\cdot) := \mathbb{E}_{\mathbf{X} \sim Q}[k(\mathbf{X}, \cdot)]$, which is well-defined since k is bounded. By [Sriperumbudur et al. \(2010, Theorem 1\)](#), the MMD between any $Q, P \in \mathcal{P}(\mathbb{R}^d)$ can be equivalently written as $D_{\text{MMD}}(Q, P) =$

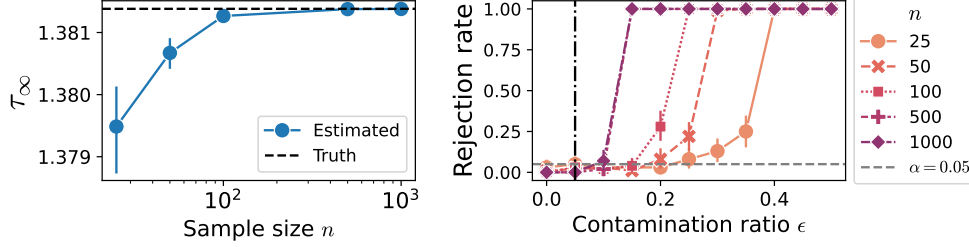


Figure 10: *Left.* Estimated τ_∞ using the trick described in Section 4.2 compared with the ground-truth; the estimate becomes more accurate with larger samples. *Right.* Rejection probability of robust-KSD under an outlier-contaminated Gaussian model; the Type-I error remains calibrated even for small sample sizes.

$\|\mu_Q - \mu_P\|_{\mathcal{H}_k}$, where \mathcal{H}_k is the RKHS associated with k . Pick $\epsilon_0 \in [0, 1]$ and $R \in \mathcal{P}$. For any $\epsilon \in [0, \epsilon_0]$,

$$\begin{aligned} D_{\text{MMD}}((1-\epsilon)P + \epsilon R, P) &= \|\mu_{(1-\epsilon)P + \epsilon R} - \mu_P\|_{\mathcal{H}_k} = \|(1-\epsilon)\mu_P + \epsilon\mu_R - \mu_P\|_{\mathcal{H}_k} = \epsilon\|\mu_R - \mu_P\|_{\mathcal{H}_k} \\ &= \epsilon D_{\text{MMD}}(R, P), \end{aligned}$$

where the second equality holds due to the linearity of the expectation operator. Moreover,

$$\begin{aligned} D_{\text{MMD}}^2(R, P) &= \mathbb{E}_{\mathbf{X}, \mathbf{X}' \sim R}[k(\mathbf{X}, \mathbf{X}')] + \mathbb{E}_{\mathbf{Y}, \mathbf{Y}' \sim P}[k(\mathbf{Y}, \mathbf{Y}')] - 2\mathbb{E}_{\mathbf{X} \sim R, \mathbf{Y} \sim P}[k(\mathbf{X}, \mathbf{Y})] \\ &\leq \mathbb{E}_{\mathbf{X}, \mathbf{X}' \sim R}[k(\mathbf{X}, \mathbf{X}')] + \mathbb{E}_{\mathbf{Y}, \mathbf{Y}' \sim P}[k(\mathbf{Y}, \mathbf{Y}')] \leq 2K, \end{aligned}$$

where the last line holds since $\sup_{\mathbf{x}, \mathbf{x}' \in \mathbb{R}^d} k(\mathbf{x}, \mathbf{x}') \leq K$ by assumption. This shows that $D_{\text{MMD}}((1-\epsilon)P + \epsilon R, P) \leq \epsilon\sqrt{2K} \leq \epsilon_0\sqrt{2K}$, so the claim holds. \square

B.2.2 The dcMMD Test

The dcMMD test (Schrab & Kim, 2024) targets different hypotheses. Given $\epsilon_0 \in [0, 1]$, the null assumes that the observed sample \mathbb{X}_n is generated by firstly drawing i.i.d. random variables from some probability measure, then corrupting them by replacing at most a proportion of ϵ_0 of the sample by arbitrary values. The hypotheses can be formalized as follows:

$$H_0^{\text{dcMMD}} : \text{At least } (1 - \epsilon_0) \times n \text{ random variables in } \mathbb{X}_n \text{ are i.i.d. from } P. \quad H_1^{\text{dcMMD}} : \text{Otherwise.}$$

The dcMMD test rejects H_0^{dcMMD} if $D_{\text{MMD}}(Q_n, P_n) > q_\alpha^{\text{MMD}} + 2\epsilon_0\sqrt{2K}$, where q_α^{MMD} is the empirical quantile of B permutation samples $\{T_{\text{MMD}}^b\}_{b=1}^B$, and each T_{MMD}^b is computed by (i) randomly permuting $\mathbb{X}_n \cup \mathbb{Y}_n$, (ii) partitioning the permuted set into two subsets \mathbb{X}_n^b and \mathbb{Y}_n^b of size n , and (iii) computing $T_{\text{MMD}}^b := D_{\text{MMD}}(Q_n^b, P_n^b)$, where Q_n^b and P_n^b are the empirical measures based on \mathbb{X}_n^b and \mathbb{Y}_n^b , respectively. We use $B = 500$, which is the default setup in Schrab & Kim (2024).

The dcMMD test gives stronger calibration guarantee than Huber’s contamination model because it controls contamination proportion no larger than ϵ_0 for *any realization* of the sample \mathbb{X}_n , rather than in expectation as required by Huber’s model. However, it is not necessarily stronger than KSD-balls or MMD-balls, since it does not account for the case where *all* samples are under mild perturbation.

B.3 Approximation for τ_∞

As described in Section 4.2, in our experiments we approximated the intractable supremum $\tau_\infty = \sup_{\mathbf{x} \in \mathbb{R}^d} u_p(\mathbf{x}, \mathbf{x})$ by $\max_{i=1, \dots, n} u_p(\mathbf{x}_i, \mathbf{x}_i)$. We now study how this approximation affects the performance of the robust-KSD test. We run the same contaminated Gaussian experiment in Section 5.1 with $d = 1$ and outlier location $z = 10$. For this model, $\mathbf{x} \mapsto u_p(\mathbf{x}, \mathbf{x})$ is a simple, univariate function, so we can compute the ground-truth τ_∞ accurately by numerical optimization. Clearly, the ground truth τ_∞ is equivalent to taking $n = \infty$. This is evidenced by the left plot in Figure 10, which shows that the finite-sample approximation $\max_{i=1, \dots, n} u_p(\mathbf{x}_i, \mathbf{x}_i)$ becomes more accurate as n increases. The right plot of Figure 10 shows the rejection

probability of robust-KSD with θ set to control at most $\epsilon_0 = 0.05$ proportion of contamination. Remarkably, even when this approximation under-estimates τ_∞ (which is the case for small n), robust-KSD still remains well-calibrated. This is not surprising — the supremum τ_∞ represents the maximal contribution of a single datum \mathbf{x} taking arbitrary values in the *entire* sample space \mathbb{R}^d , regardless of whether it is present in the *observed* dataset. However, in practice, it suffices to control the contribution of any single datum in the observed dataset.

B.4 Ablation Study for Kernel Bandwidth in the Standard KSD Test

We evaluate how the choice of the kernel bandwidth affects the performance of the *standard* KSD test. We run the same contaminated Gaussian experiment as in the previous subsection. The standard KSD test uses an IMQ kernel with bandwidth $\lambda^2 \in \Lambda \cup \{\lambda_{\text{med}}^2\}$, where $\Lambda = \{0.01, 0.1, 1, 10, 100\}$ and λ_{med}^2 is the bandwidth chosen by median heuristic. We also include KSDAgg, which also uses an IMQ kernel for a fair comparison. As shown in Figure 9, all standard IMQ-KSD tests reject the point null with high probability for large outlier values, *regardless* of the bandwidth value. This suggests that no fixed bandwidth can ensure robustness, which is consistent with Theorem 1, and is because the Stein kernel is unbounded regardless of the choice of λ , thus the non-robustness issue persists. The KSDAgg test is even more sensitive to contamination than the IMQ-KSD tests. As noted in Section 5.1, this is because KSDAgg is designed to optimally combine multiple bandwidths to boost the test power against all alternatives, including contaminated models.

B.5 Gaussian Mean-Shift Experiment

We run a Gaussian mean-shift experiment to demonstrate the performance of our robust test against model deviations other than contamination. We use a Gaussian model $\mathcal{N}(0, I_d)$ in dimension $d = 50$, and draw data from $Q_{\mu_0} = \mathcal{N}(\mu_0 e_1, I_d)$, where $e_1 = (1, 0, \dots, 0)^\top \in \mathbb{R}^d$ and $\mu_0 \in \mathbb{R}$ is a mean-shift. The uncertainty radius θ is chosen to be the Tilted-KSD value corresponding to $\mu_0 = 0, 0.2$ and 0.6 , respectively. The purpose of this experiment is to demonstrate that the robust-KSD test is well-calibrated when $D(Q_{\mu_0}, P) \leq \theta$ and consistent when $D(Q_{\mu_0}, P) > \theta$. As shown in Figure 11, the standard tests reject with probability higher than robust-KSD. This is again expected since the standard tests are not robust to contamination. For mean-shift values not greater than the black vertical line, $Q_{\mu_0} \in \mathcal{B}^{\text{KSD}}(P; \theta)$, so we are under the null hypothesis and robust-KSD rejects no more frequently than the level, showing that it is well-calibrated. For larger μ_0 , robust-KSD rejects with probability approaching one, thus showing its power. Moreover, when $\mu_0 = 0$ so that $\theta = 0$, robust-KSD becomes identical to the standard Tilted-KSD test, showing that robust-KSD is indeed a generalization of the standard test.

B.6 Scalability with Dimension

We run the Gaussian mean-shift experiment in Appendix B.5 in different dimensions; other experimental setups remain unchanged. The uncertainty radius for R-KSD is chosen to be the (non-squared) KSD value corresponding to mean-shift $\mu = 0.3$. Results are reported in Figure 12. As dimension increases, both the two standard tests and R-KSD have declining power in correctly rejecting for large values of μ . This shows that both the standard and the robust KSD tests suffer from the *curse-of-dimensionality*, a known issue for kernel-based tests (Huang et al., 2023; Reddi et al., 2015; Ramdas et al., 2015). Unsurprisingly, this issue is more prominent for the R-KSD test. This is because the KSD-ball $\mathcal{B}^{\text{KSD}}(P; \theta)$ could potentially include more distributions in higher dimensions.

B.7 Weighted Bootstrap and Wild Bootstrap

We compare the robust-KSD test using the weighted bootstrap described in Section 2.2 (equivalent to the Efron’s bootstrap) against the wild bootstrap due to Leucht & Neumann (2013). For the standard KSD test, weighted bootstrap was used in Liu et al. (2016), while the wild bootstrap is more popular in the literature (Chwialkowski et al., 2016; Schrab et al., 2022; Liu et al., 2023). Compared with weighted bootstrap, the wild approach is more flexible as it can work for dependent samples (Chwialkowski et al., 2014), and theoretical guarantees on the power of the standard test were only proved with the wild bootstrap (Schrab et al., 2022).

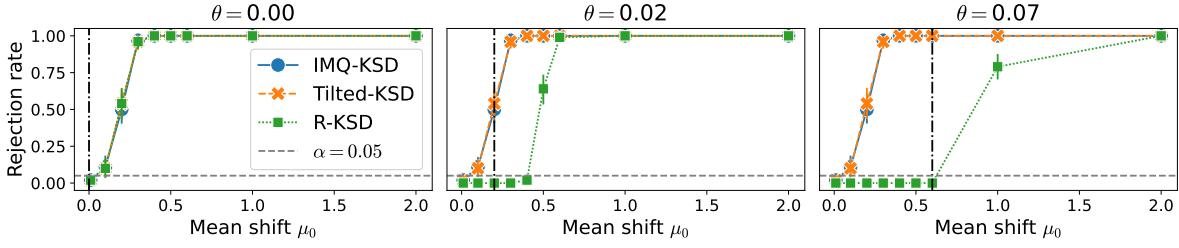


Figure 11: Probability of rejection against the mean-shift μ_0 under a Gaussian model in $d = 50$ dimensions. *Black dash-dot line*. Uncertainty radius θ , which is set to be the KSD value $D(Q_{\mu_0}, P)$ corresponding to different values of μ_0 .

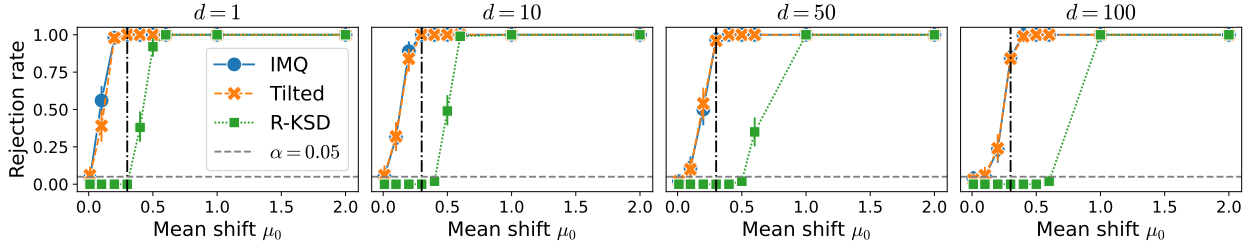


Figure 12: Probability of rejection against the mean shift under a Gaussian model in various dimensions. *Grey dotted line*. Test level $\alpha = 0.05$. *Black dash-dot line*. Uncertainty radius θ , which is set to be the KSD value corresponding to $\mu = 0.3$.

In this work, we have used the weighted approach since we can then leverage existing theoretical results to show the validity of the test; see Appendix A.5.1. This is for simplicity rather than necessity.

We numerically compare these two bootstrap methods using the contaminated Gaussian model in Section 5.1 and show that the use of weighted bootstrap does not negatively impact the test. Figure 13 shows the rejection probability of the robust-KSD test using the weighted bootstrap (R-KSD) and wild bootstrap (R-KSD-Wild). The uncertainty radius is chosen to be $\theta = \epsilon_0 \tau_\infty^{1/2}$ for different values of ϵ_0 , following Section 5.1. In particular, $\epsilon_0 = 0$ corresponds to setting $\theta = 0$, in which case robust-KSD reduces to the standard KSD. As evident from the plot, these two bootstrap methods produce almost identical results regardless of the value of θ .

C Extension to U-statistics

In this work, we have focused primarily on using the V-statistic (3) for estimating the KSD. An alternative estimator commonly used in the literature (Liu et al., 2016; Jitkrittum et al., 2017; Schrab et al., 2022; Liu et al., 2023) is the following U-statistic $\frac{1}{n(n-1)} \sum_{1 \leq i \neq j \leq n} u_p(\mathbf{X}_i, \mathbf{X}_j)$. In this section, we discuss briefly how to extend our key results to this U-statistic estimate.

Extending the qualitative (non-)robustness results The main ingredients for proving Theorem 1 are (i) a deviation bound for the V-statistic $D^2(\mathbb{X}_n)$ as shown in Lemma 7, and (ii) a concentration bound for the bootstrapped quantile $q_{\infty, 1-\alpha}^2$ as shown in Lemma 8. A U-statistic counterpart of both results can be shown by following the same proof technique and replacing $D^2(\mathbb{X}_n)$ with the U-statistic. For example, with the U-statistic, a decomposition similar to (11) can be derived by summing over only the non-diagonal terms $i \neq j$ and replacing normalizing factors of the form $1/n^2$ to $1/(n(n-1))$. Similarly, the proof of Theorem 3 can be extended to U-statistics by following the same steps in Appendix A.3.

Extending the robust-KSD test To adapt the robust-KSD test to the U-statistic, we first note that rejecting the null if $\Delta_\theta(\mathbb{X}_n) > q_{\infty, 1-\alpha}$ is equivalent to rejecting the null if $D^2(\mathbb{X}_n) > (q_{\infty, 1-\alpha} + \theta)^2$, as argued

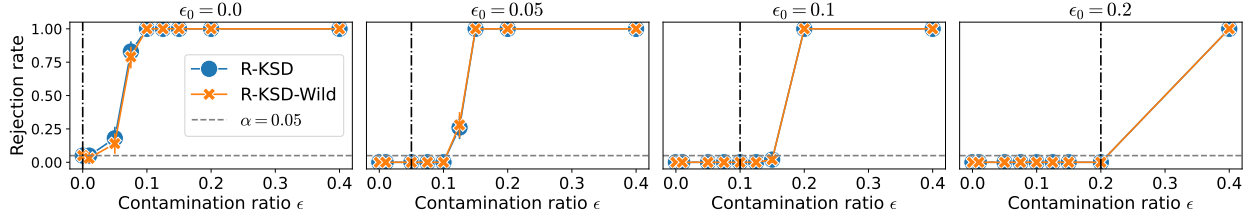


Figure 13: Rejection probability under an outlier-contaminated Gaussian model using the weighted bootstrap and the wild bootstrap. *Black dash-dot vertical line.* Uncertainty radius $\theta = \epsilon_0 \tau_\infty^{1/2}$, with τ_∞ estimated following Section 4.2.

in (54) and the paragraph thereafter. A natural approach is therefore to replace the V-statistic $D^2(\mathbb{X}_n)$ by the U-statistic, and the bootstrap quantile $q_{\infty, 1-\alpha}$ by the square-root of the bootstrap quantile formed with the U-statistic. However, since the bootstrap samples (4) based on U-statistics can take *negative* values, the bootstrap quantile can also take negative values, rendering its square-root $q_{\infty, 1-\alpha}$ undefined. One solution is to always not reject the null when this happens. This will make little impact when $D^2(Q, P)$ is large so that the bootstrap samples very likely take positive values, but will make the test conservative when $D^2(Q, P) \approx 0$ so that the bootstrap samples can take negative values with high probability.

D A Robust KSD Test based on Deviation Bounds

The robust-KSD test introduced in Section 4 is only well-calibrated when $n \rightarrow \infty$. In this appendix, we now derive a robust test that is well-calibrated with finite samples. The test rejects the null H_0^C in (9) if $\Delta_\theta(\mathbb{X}_n) > \gamma_n$, where $\gamma_n := \sqrt{\tau_\infty/n} + \sqrt{-2\tau_\infty(\log \alpha)/n}$, with τ_∞ defined in Lemma 2 and $\Delta_\theta(\mathbb{X}_n)$ defined in (10). We call this test *robust-KSD-Dev* (R-KSD-Dev).

The decision threshold γ_n is based on a deviation bound of the McDiarmid’s type (McDiarmid et al., 1989), and the test can be viewed as a counterpart of the robust MMD test of Sun & Zou (2023). The next result, proved in Appendix D.1, shows its finite-sample validity under H_0^C as well as its consistency under H_1^C .

Theorem 24. *Let $\mathbb{X}_\infty = \{\mathbf{X}_i\}_{i=1}^\infty$ be a sequence of independent random variables following Q . Suppose k is a tilted kernel satisfying the conditions in Lemma 2, and let $\theta \geq 0$. Then*

1. *Under H_0^C , we have $\sup_{Q \in \mathcal{B}^{\text{KSD}}(P; \theta)} \Pr_{\mathbb{X}_n \sim Q} (\Delta_\theta(\mathbb{X}_n) > \gamma_n) \leq \alpha$.*
2. *Under H_1^C , if $\mathbb{E}_{\mathbf{X}_1, \mathbf{X}_2 \sim Q} [u_p(\mathbf{X}_1, \mathbf{X}_2)^2] < \infty$, then $\Pr_{\mathbb{X}_n \sim Q} (\Delta_\theta(\mathbb{X}_n) > \gamma_n) \rightarrow 1$, as $n \rightarrow \infty$.*

In Figure 14, we compare R-KSD-Dev with the bootstrap-based robust-KSD test, the robust MMD test and the standard tests under the outlier-contaminated Gaussian model in Section 5.1. We set the uncertainty radius to be $\theta = \epsilon_0 \tau_\infty^{1/2}$ for various values of ϵ_0 , where τ_∞ is estimated following Section 4.2. As expected, R-KSD-Dev controls Type-I error against Huber’s contamination with maximal proportion ϵ_0 . However, it has lower power compared with robust-KSD when $\epsilon > \epsilon_0$; this is because R-KSD-Dev uses a deviation bound to construct the decision threshold, which is a uniform bound over all data-generating distributions and is therefore conservative.

Since the robust-KSD-Dev test has finite-sample guarantee on the Type-I error, it might be preferable to the bootstrap-based robust-KSD test when the sample size is small. On the other hand, the conservative nature of the robust-KSD-Dev test suggests it might only be effective for identifying the most aberrant behaviors.

D.1 Proof of Theorem 24

Proceeding as in the proof of Theorem 4, for any $Q \in \mathcal{B}^{\text{KSD}}(P; \theta)$, we have the inequality

$$\Pr_{\mathbb{X}_n \sim Q} (\Delta_\theta(\mathbb{X}_n) > \gamma_n) \leq \Pr_{\mathbb{X}_n \sim Q} (\mathbb{S}_P(\mathbb{X}_n, Q) > \gamma_n),$$

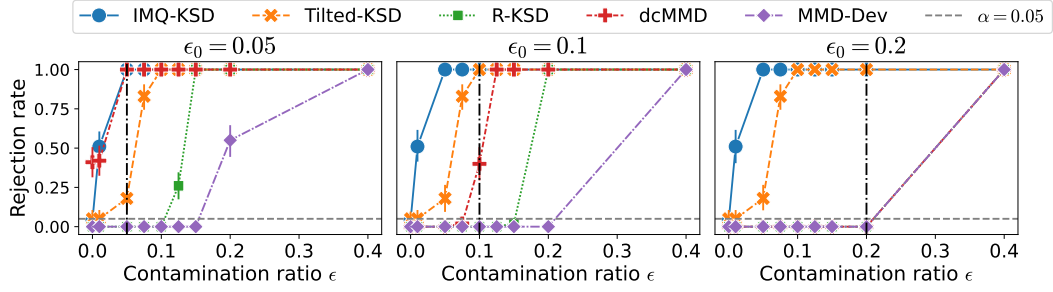


Figure 14: Rejection probability under an outlier-contaminated Gaussian model. *Black dash-dot vertical line.* Uncertainty radius $\theta = \epsilon_0 \tau_\infty^{1/2}$, with τ_∞ estimated following Section 4.2.

By the deviation bound in Lemma 18, the RHS is bounded by α , thus proving the first claim.

We now fix $Q \notin \mathcal{B}^{\text{KSD}}(P; \theta)$ so that we are under H_1^C . The same argument in Appendix A.5.2 shows that $\sqrt{n}(D(\mathbb{X}_n) - D(Q, P))$ converges weakly to a Gaussian distribution. On the other hand,

$$\begin{aligned} \Pr_{\mathbb{X}_n \sim Q}(\Delta_\theta(\mathbb{X}_n) > \gamma_n) &\geq \Pr_{\mathbb{X}_n \sim Q}(D(\mathbb{X}_n) - \theta > \gamma_n) \\ &= \Pr_{\mathbb{X}_n \sim Q}\left(\sqrt{n}(D(\mathbb{X}_n) - D(Q, P)) > \sqrt{n}(\gamma_n + \theta - D(Q, P))\right). \end{aligned}$$

Since $D(Q, P) > \theta$ and $\gamma_n \rightarrow 0$ as $n \rightarrow \infty$, the term $\sqrt{n}(\gamma_n + \theta - D(Q, P)) \rightarrow -\infty$. Therefore, the probability in the last line converges to one, thus proving the second claim.