

Quasiperiodic pairing in graphene quasicrystals

Rasoul Ghadimi^{1,2} and Bohm-Jung Yang^{1,2,3,*}

¹*Department of Physics and Astronomy, Seoul National University, Seoul 08826, Korea*

²*Center for Theoretical Physics (CTP), Seoul National University, Seoul 08826, Korea*

³*Institute of Applied Physics, Seoul National University, Seoul 08826, Korea*

(Dated: August 13, 2024)

We investigate the superconducting phase diagram of twisted bilayer graphene quasicrystals (TBGQC) obtained by stacking two monolayer graphene sheets with a 30° relative twisting. The electronic energy spectrum of TBGQC contains periodic energy ranges (PER) and quasiperiodic energy ranges (QER), where the underlying local density of states (LDOS) exhibits periodic and quasiperiodic distribution, respectively. We found that superconductivity in the PER is a simple superposition of two monolayer superconductors. This is because, particularly near the charge neutrality point of TBGQC, the two layers are weakly coupled, leading to pairing instabilities with uniform distribution in real space. On the other hand, within QER, the inhomogeneous distribution of the LDOS enhances the superconducting instability with a non-uniform distribution of pairing amplitudes, leading to quasiperiodic superconductivity. Our study can qualitatively explain the superconductivity in recently discovered moiré quasicrystals, which show superconductivity in its QER.

Introduction.— Quasicrystals [1] (QCs) stand as an intermediary between disordered and periodic structures, giving rise to a unique blend of physics derived from both realms [2–4]. Consequently, they exhibit captivating properties such as quantum criticality [5], confined states [6–11], self-similarity/fractals [12–15], and higher-dimensionality [16–18]. The absence of translational symmetry in QC, despite their long-range patterns, opens up many questions regarding the emergence of conventional crystalline phenomena, such as topology [19–27], correlated states [28–33], and magnetism [5, 34–39]. Furthermore, despite their quasiperiodicity, QCs exhibit a trace of energy dispersion in their spectral function, suggesting the presence of partially Bloch-like wavefunctions [40–44], which gives rise to exotic phenomena including quantum oscillations [40] as in periodic metallic systems.

Interestingly, in line with the existence of many intriguing crystalline phenomena in QCs, superconductivity has recently been discovered also in QC materials [45, 46]. Theoretically, superconductivity in QC can arise either intrinsically [47–50] or through the proximity effect [51, 52]. Despite the absence of well-defined Bloch wavefunctions, modified versions of crystalline superconductivity theories [53] were proposed to explain superconductivity in QCs [48]. However, the quasiperiodicity effect can strongly affect superconducting properties in QC [42, 54–61]. For instance, superconductivity in QC can potentially give a “fractal superconductor” due to the underlying self-similar patterns [45]. Interestingly, despite the strong dependence of the order parameter on local environments [30], the superconducting gap remains uniform throughout the system with a well-defined critical temperature [62]. However, specific heat jumps at the superconducting transition and Bogoliubov peaks may be suppressed due to the underlying quasiperiodic wavefunction [54].

Recent advances in the study of twisted multilayer moiré materials have garnered new attention to extrinsic QCs [63]. Unlike intrinsic QCs with inherent quasiperiodicity, extrinsic QCs originate from stacking two-dimensional periodic lat-

tices with relatively incommensurate basis vectors. In certain cases, this stacking leads to atomic QC structures with a quasiperiodic tiling of clusters of atoms. In particular, twisting two graphene layers with a 30° angle leads to twisted bilayer graphene quasicrystal (TBGQC), which manifests 12-fold dodecagonal Stampfli tiling [64, 65]. The TBGQC can commonly appear alongside more energetically favorable AB stacked bilayer graphene [66]. Furthermore, TBGQC was experimentally confirmed by observing low-energy Dirac cones and their mirrored images due to Umklapp interlayer scattering. It was suggested that these Dirac cones may give rise to relativistic Dirac physics within QC realms [67–69]. However, it was later realized that these Dirac cone replicas do not contribute to the electrical transport [70], and effectively low energy electronic properties are described by the original graphene’s Dirac cones [71]. Moreover, huge interlayer coupling is needed to achieve quasicrystal physics at the Fermi energy [72, 73]. To avoid such unrealistic conditions, the Fermi energy must be shifted away from the Dirac point to the higher energy window, where new van Hove singularities (vHS) with quasicrystalline wavefunctions appear [63, 74]. Therefore, TBGQC hosts both periodic energy ranges (PER) and quasiperiodic energy ranges (QER) simultaneously, and quasiperiodicity can be toggled on or off by external stimuli such as pressure, and electrostatic gating [75].

In this Letter, motivated by the recent discoveries of superconductivity in extrinsic QCs [76], we study the superconducting instability of TBGQC, in a broad energy regime including both the PER and QER. We note that superconductivity has been observed in both twisted or non-twisted multi-layer graphene, particularly when the electronic dispersion is flattened [77–82]. In the case of TBGQC, the tunability of its quasiperiodicity using Fermi energy manipulation offers a unique opportunity to study the quasiperiodicity effect on QC superconductors. It has been shown that TBGQC may host high-angular-momentum topological superconductivity for PER [83]. However, the significance and effects of quasiperiodicity on superconducting instability in QER still

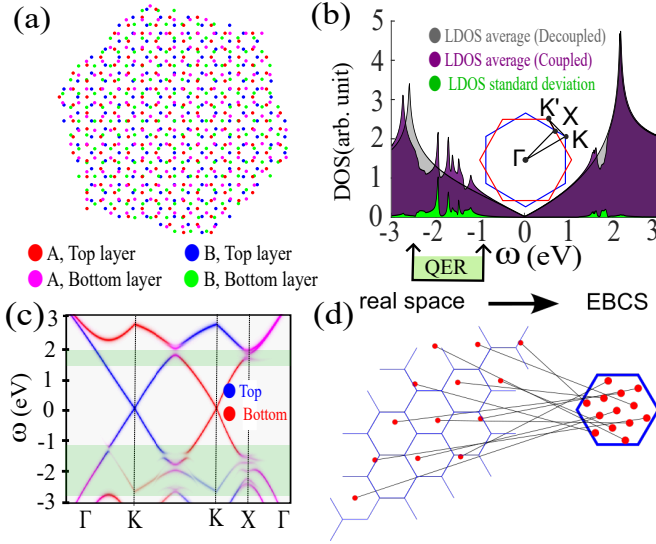


FIG. 1. (a) A super-cell of twisted bilayer graphene quasicrystal (TBGQC) approximated for $\theta \approx 30.1583$ [$\tau_D(4) = 7/4$]. (b) The averaged local density of states (LDOS) $\rho(\omega)$ for the bilayer with (purple) and without (grey) inter-layer coupling. The green plot shows the standard deviation $\sigma_\rho(\omega)$ of the LDOS. The red and blue hexagons indicate the first Brillouin zone of two decoupled graphene layers. (c) Unfolded band structure along the path indicated in (b), where the blue and red show the spectral function mainly dominated by the top and bottom layers, respectively. The green-shaded energy range shows the region with considerable LDOS fluctuations. (d) Environment-based classification space (EBCS) map for TBGQC. In EBCS, vertices with similar environments are mapped to neighboring positions within a hexagon.

remain elusive. We found that for Fermi energy in PER, the pairing instability can be understood as a simple superposition of two monolayer graphene superconductors. On the other hand, in QER, the quasiperiodicity not only induces the quasiperiodic modulation of pairing amplitudes, but also enhances the superconductivity itself, especially for onsite spin-singlet pairing. Our work paves a way to understand the fundamental properties of the emergent superconductivity in various systems with inherent quasiperiodicity such as TBGQC and moiré quasicrystals [76].

Model and method.— To elucidate the irrational structure of TBGQC, let us consider a general TBG. The basis lattice vectors of the first layer are given by $\vec{a}_{1,2} = a(\frac{3}{2}, \pm\frac{\sqrt{3}}{2})$, and the corresponding second layer vectors $\vec{a}'_{1,2}$ are obtained by θ rotation, where a is the shortest carbon-carbon distance. The TBG can form a commensurate structure when $\cos\theta = \frac{3p^2+3pq+q^2}{3p^2+3pq+q^2}$ holds where the integer p and q satisfy $p\vec{a}_2 + (p+q)\vec{a}_1 = (p+q)\vec{a}'_2 + p\vec{a}'_1$ [84]. Therefore, the twisted layers make a super-lattice with larger basis vectors $\vec{A}_1 = p\vec{a}_2 + (p+q)\vec{a}_1$, $\vec{A}_2 = (2p+q)\vec{a}_2 - (p+q)\vec{a}_1$, and its super-cell containing $N_{\text{cell}} = 4(3p^2 + 3pq + q^2)$ atoms. The TBGQC is obtained by choosing $\theta = 30^\circ$, at which p and q satisfy $\tau_D \equiv \frac{q}{p} = \sqrt{3}$. The irrational number τ_D represents the quasi-periodicity of TBGQC similar to the golden ratio in

Penrose QC [8, 17].

Analyzing QC structures can be simplified by studying their corresponding periodic approximants [85]. To find different approximants of TBGQC [86], one can approximate τ_D by truncating the continued fraction of $\sqrt{3}$ and obtain two co-prime integers p_g and q_g satisfying $\tau_D(g) = \frac{q_g}{p_g}$ where g is an index for approximant generations, and by definition satisfies $\lim_{g \rightarrow \infty} \tau_D(g) = \sqrt{3}$. For instance, selecting values like $\tau_D(1) = \frac{1}{1}$, $\tau_D(2) = \frac{2}{1}$, $\tau_D(3) = \frac{5}{3}$, and $\tau_D(4) = \frac{7}{4}$ results in approximants containing $N_{\text{cell}} = 28, 52, 388$, and 724 atoms, respectively. In this work, our primary focus is $g=4$ ($\tau_D(4) = \frac{7}{4}$), or equivalently $\theta = 30.1583^\circ$. Fig. 1(a) shows the corresponding approximant supercell, which is large enough to capture the quasiperiodicity while ensuring computational feasibility.

To describe the energy spectrum of TBGQC, we use a tight-binding Hamiltonian that describes hopping between carbon p_z orbitals [87] (see *Supplemental Material* (SM) at [88]). The translational symmetry of the TBGQC approximant allows us to diagonalize the Hamiltonian in the supercell momentum space, which gives the energy eigenvalues $\epsilon_{\vec{k},\lambda}$ ($\lambda = 1, \dots, N_{\text{cell}}$) and the energy eigenvectors $|\psi_{\vec{k},\lambda}\rangle$. In Fig. 1(b), the average local density of states (LDOS) $\rho(\omega) \equiv \frac{1}{N_{\text{cell}}} \sum_{i=1}^{N_{\text{cell}}} \rho_i(\omega)$ is plotted with (purple plot) and without (grey plot) interlayer coupling, respectively. Here, $\rho_i(\omega) = \sum_{\vec{k},\lambda} \left| \langle i | \psi_{\vec{k},\lambda} \rangle \right|^2 \delta(\epsilon_{\vec{k},\lambda} - \omega)$ is the LDOS for the i -th site in a supercell. We note that the interlayer coupling generates singular peaks in LDOS, which arise from new vHS in TBGQC, dubbed the quasicrystal vHS (QCvHS), in the energy range of $\omega \in [-2.5, -1]$ eV [63]. To examine the influence of quasiperiodicity on the wavefunction, we show [green plot in Fig. 1(b)] the standard deviation of the LDOS, $\sigma_\rho(\omega) \equiv \frac{1}{N_{\text{cell}}} \sqrt{\sum_i (\rho_i(\omega) - \rho(\omega))^2}$. $\sigma_\rho(\omega)$ is prominent near the newly generated QCvHS, indicating the importance of the underlying QC structure for these energy ranges. In a previous study, the inverse participation ratio (IPR) enhancement was observed in a similar energy range, indicating the non-uniformity of the corresponding wavefunctions [63]. In the subsequent discussion, we refer to the energy range $\omega \in [-2.5, -1]$ eV with substantial LDOS fluctuations as QER [indicated in Fig. 1(b)].

Since the TBGQC approximant contains many atoms, the resulting band structure is complicated and contains many folded energy bands of original graphene. However, one can unfold the band structure by calculating spectral functions [87], which captures how original graphene band structures are affected by interlayer coupling. Explicitly, the spectral function is given by $A_\alpha^l(\vec{k}, \omega) = \sum_{\lambda,\alpha} \left| \langle \phi_{\vec{k},l,\alpha} | \psi_{\vec{k},\lambda} \rangle \right|^2 \delta(\epsilon_{\vec{k},\lambda} - \omega)$ where $|\phi_{\vec{k},l,\alpha}\rangle$ indicate the original graphene wavefunctions with the layer index $l = \pm 1$ and the sublattice index $\alpha = A, B$. In Fig. 1(c), we plot the unfolded band structure for the TBGQC approximant, which around zero energy closely resembles the Dirac cone of the original graphene while significant modification appears

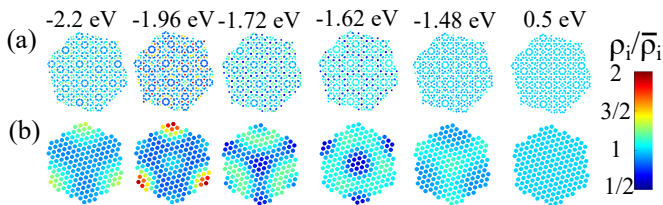


FIG. 2. The real space distribution of (a) the LDOS $\rho_i(\omega)$ at different energies ω (written at the top row). (b) LDOS distribution within EBCS for the A sublattices on the top layer projected to the bottom layer (similar plots are obtained for other combinations of the sublattices or layers). In the plots $\rho_i(\omega)$ is divided by its averages. The uniform LDOS in a PER (0.5 eV) is shown for comparison with other panels in QER.

in QER.

In Fig. 2(a), we plot the LDOS $\rho_i(\omega)$ at different energies ω , which exhibits quasiperiodicity within QER, reflecting the inhomogeneous local environment distribution of lattice sites. Contrary to each graphene layer where the lattice sites belonging to a given sublattice (A or B) share the same local environment, the local environments exhibit large fluctuations in TBGQC. To clarify the relation between the local environment and the LDOS inhomogeneity, we introduce an “*environment-based classification space*” (EBCS) as depicted in Fig. 1(d). To obtain an EBCS, we first project all lattice sites of the top layer belonging to a specific sublattice onto the bottom layer. Then, we record the position of each projected lattice site relative to the hexagonal unit cell of the bottom layer enclosing the projected site. By marking the relative positions of all the projected sites within a single hexagon, we obtain an EBCS. Because EBCS in TBGQC contains information about local environments, it resembles the perpendicular space [89, 90] in intrinsic QCs which can classify vertices based on their local environments [30, 91]. In Fig. 2(b), we plot the LDOS distribution in EBCS, which shows smoother variation compared to the original real-space depiction in Fig. 2(a). This implies that in QER, vertices with similar local environments yield similar LDOS, thereby reflecting underlying quasiperiodicity, which also alters emergent superconducting instability in TBGQC, as illustrated below.

Pairing instability– To study the superconducting instability of TBGQC, we assume the following phenomenological effective attraction

$$H_{int}^{\eta} = \sum_{ij} U_{ij}^{\eta} (c_{i\uparrow}^{\dagger} c_{j\downarrow}^{\dagger} + \eta c_{j\uparrow}^{\dagger} c_{i\downarrow}^{\dagger}) (c_{j\downarrow} c_{i\uparrow} + \eta c_{i\downarrow} c_{j\uparrow}), \quad (1)$$

where $U_{ij}^{\eta} = U_{ji}^{\eta} < 0$ is the attraction between electrons at the i -th and j -th vertices. $\eta = +1, -1$ indicate the spin-singlet and spin-triplet pairing channels, respectively. We investigate the pairing instability using the linearized gap equation approach, which is a powerful tool for studying competing superconducting orders near the critical temperature, and has been extensively applied to various superconductors [92–96] including the quasicrystalline superconductivity [49].

As shown in SM [88], we develop a real-space linearized gap equation suitable for TBGQC approximant given by $M_{L,L'} \Delta_L^{\eta} = \zeta \Delta_L^{\eta}$, where M is the pairing matrix. Here, $L \equiv (i, j)$ represents a pair of vertices that denote the electron positions forming a Cooper pair. To construct the pairing matrix, we consider the pairs of vertices with nonzero attraction U_{ij}^{η} . The order parameter is given by a vector $\Delta_{L=(i,j)}^{\eta} = U_{ij}^{\eta} \langle c_{j\downarrow} c_{i\uparrow} + \eta c_{i\downarrow} c_{j\uparrow} \rangle$ that contain local pairing information. The pairing eigenvalues (ζ) and pairing eigenvectors (Δ) of M give the possible superconducting pairing instabilities of TBGQC. As the ζ increases, one can expect a larger critical temperature for the corresponding pairing channel. Thus, the dominant pairing instability appears in the channel with the largest ζ_{\max} . In deriving the linearized gap equation, we do not assume any particular symmetry or distribution of Δ . This allows us to capture all possible superconducting states including the inhomogeneous pairings such as FFLO [97] or fractal superconducting states [45]. We find that the FFLO pairing instabilities always exhibit small pairing eigenvalues in our calculations, thus they are neglected in the following discussion.

Let’s first consider the onsite attraction represented by $U_{i,j} = -\delta_{i,j}$, which exclusively results in spin-singlet pairings [98, 99]. As higher DOS leads to higher superconducting transition temperatures in BCS theory [100], the LDOS enhancement due to quasiperiodicity may augment the quasiperiodic superconducting instabilities in TBGQC [55, 101, 102]. To confirm it, we consider the largest eigenvalues of the pairing matrix for decoupled and coupled graphene layers in Fig. 3(a) and (b), respectively. One can observe that superconductivity is indeed enhanced in QER when two layers are coupled. To demonstrate the relation between the LDOS enhancement and enhanced superconductivity, we compare the largest eigenvalues of M and \bar{M} (denoted by ζ_{\max} , $\bar{\zeta}_{\max}$, respectively). Here $\bar{M}_{l,l'} = \frac{1}{N_{\text{cell}}} \sum_{L \in l; L' \in l'} M_{L,L'}$ is a 2×2 pairing matrix obtained by averaging the matrix elements of M with identical layer indices ($l, l' = \pm$) [88]. Therefore, \bar{M} describes uniform superconductivity within each layer, thus benefiting only from DOS but not LDOS. In Fig. 3(c), we plot $(\zeta_{\max} - \bar{\zeta}_{\max})/\zeta_{\max}$ which shows relative enhancement of the dominant pairing eigenvalue. Notably, the pairing eigenvalue exhibits a significant enhancement within QER. In contrast, no such enhancement is observed in other energy ranges.

To systematically examine the dominant pairing profile, we compare Δ with trial pairing eigenvectors with specific pairing symmetry defined in the layer decoupled limit. We compute the pairing overlap amplitude (POA) of Δ with the trial pairing eigenvectors. If POA approaches 1 (0), the trial pairing eigenvector can (cannot) fully describe the given pairing eigenvector. Generally, POA smaller than 1 indicates the presence of non-uniform and aperiodic pairing. We denote the characteristic of the given pairing eigenvector using the symmetry of the trial pairing eigenvector with the largest POA. In Fig. 3(a) and (b), we characterize the pairing instabilities with red and blue colors indicating the s-wave and s*-

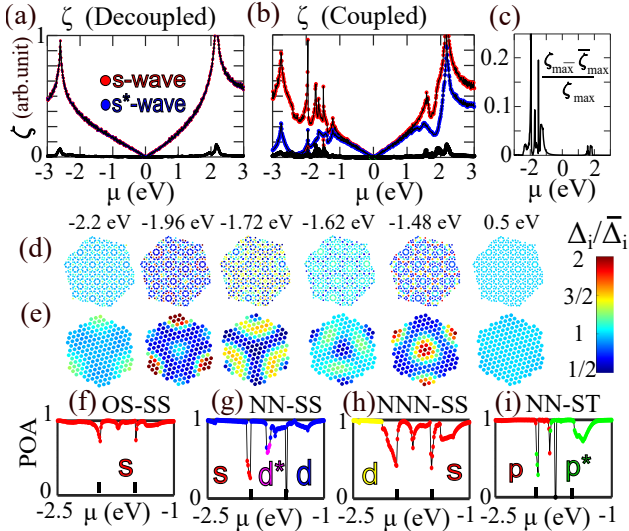


FIG. 3. Superconductivity in TBGQC. (a, b) The dominant pairing channels with the largest eigenvalues of M for onsite spin singlet attraction as a function of the chemical potential μ for (a) layer decoupled and (b) layer coupled cases. (a) The red and blue lines indicate the leading s -wave and s^* -wave pairings defined in the layer decoupled limit, respectively, while the black indicates the subleading pairing eigenvalue with lower symmetry (such as FFLO instabilities). In (b), the red and blue colors indicate the largest and second-largest pairing channels which are nearly identical to the s -wave and s^* -wave pairings, respectively. (c) The comparison between the largest eigenvalue of M and \bar{M} (denoted by ζ_{\max} , $\bar{\zeta}_{\max}$, respectively) for onsite spin singlet attraction, which shows relative enhancement in QER. (d, e) Distribution of dominant pairing eigenvector $\Delta_i = \Delta_{(i,i)}^{+1}$ for the onsite attraction at a different chemical potential (written on the top of panels) in (d) real space and (e) EBCS. In (d,e), Δ_i is divided by its averages. (f-i) Pairing overlap amplitude (POA) of the dominant pairing channels and its characteristic for: (f) onsite [OS] spin-singlet [SS], (g) nearest-neighbor [NN] SS, (h) next-nearest-neighbor [NNN] SS, and (i) NN spin-triplet [ST] attraction. Smaller POA indicates a non-uniform distribution of pairing amplitudes.

wave symmetries [obtained in the layer decoupled limit, respectively]. Here and in the following, the pairing symmetry with (without) * symbol indicates that the pairing eigenvector has the same (opposite) signs between layers. As shown in Fig. 3(a), both s -wave and s^* -wave symmetries are degenerate in the layer decoupled limit. On the other hand, as demonstrated in Fig. 3(b), when two graphene layers are coupled, Δ with s -wave characteristic dominates over s^* -wave pairing. As shown in Fig. 3(f), the POA of the dominant Δ deviates significantly away from the s -wave pairing in QER while in other energy ranges, POA is one, indicating uniform s -wave pairing in both layers. We note that increasing approximant generation toward quasiperiodic structure further enhances the quasiperiodic pairing instabilities [88].

In Fig. 3(d) and (e), we depict the distribution of the dominant pairing eigenvector within a supercell and an EBCS, respectively. The dominant Δ does not change its sign across the entire system, which, in line with Fig. 3(b), can be con-

sidered as an inhomogeneous s -wave pairing. Comparing Fig. 2(a,b) with Fig. 3(d,e), it becomes apparent that Δ mirrors the underlying LDOS distribution. Similar to LDOS distribution, Δ also exhibits quasiperiodicity within QER, while it is uniform at other energy ranges (see e.g. Fig. 3 (d,e) for $\omega = 0.5\text{eV}$). The order parameter and LDOS are distributed around their average values, remaining nonzero at all vertices, which resembles the characteristics observed in weakly disordered superconductors [103] but is distinct from highly disordered superconductors with superconducting islands [104]. The absence of superconducting islands despite the underlying quasiperiodicity indicates that superconductivity remains coherent and is not suppressed by phase fluctuations [55].

Furthermore, we consider the effect of longer-range [nearest-neighbor (NN) and next-nearest-neighbor (NNN)] attractive interactions in spin-singlet (SS) and spin-triplet (ST) channels [105] (see further detail in [88]). For monolayer graphene, due to the underlying D_{6h} symmetry, p -wave (p_x , and p_y) and d -wave (d_{xy} , and $d_{x^2-y^2}$) pairings are doubly degenerate, while f -wave and s -wave pairings are not [106]. In TBGQC, due to the D_{6d} symmetry [63], f -wave pairing also becomes doubly degenerate ($f_{y^3-3yx^2}$, and $f_{x^3-3xy^2}$), similar to p -wave (p_x , and p_y), p^* -wave (p_x^* , and p_y^*), d -wave (d_{xy} , and $d_{x^2-y^2}$) and d^* -wave (d_{xy}^* , and $d_{x^2-y^2}^*$) pairings.

In the NN-SS attraction, mostly d -wave and d^* -wave pairing instabilities are competing. However, within QER d -wave pairing becomes dominant pairing instability, but its POA becomes smaller than 1 [Fig. 3(g)]. Especially, highly quasiperiodic pairing with small POA and mostly s -wave characteristic emerges at around $\mu = -1.96\text{ eV}$ [see red dots in Fig. 3(g)]. In the case of the NNN-SS attraction, mostly s -wave pairing is dominant, although close to the main vHS $\mu \approx -2.2\text{ eV}$, d -wave becomes dominant. As expected, within QER [see Fig. 3(h)], POA is less than one, indicating underlying quasiperiodic pairing.

For the NN-ST attraction, the dominant instability is p -wave or p^* -wave pairing. However, near zero energy, four-fold degenerate Kekule ordering [107, 108] dominates [88]. Like other channels, POA of dominant pairings (p -wave or p^* -wave) drops away from 1 in QER [Fig. 3 (i)]. Finally, in the NNN-ST attraction, f -wave pairings dominate and show no significant aperiodicity even within QER [109, 110], which may arise from maximizing f -wave pairing eigenvalue in QER as shown in SM using perturbation theory (see S3.D [88]).

Discussion.— To conclude, we have demonstrated the appearance of quasiperiodic pairing instabilities with s -wave characteristics in QER for different spin-singlet attraction channels, especially near QCvHS. This suggests that quasiperiodic s -wave pairing instability is generally expected to be dominant in TBGQC. Moreover, our theory can also be applied to the superconductivity in the recently discovered moiré graphene quasicrystal constructed by stacking three layers with small rotation. Interestingly, moiré graphene quasicrystal shows both features of moiré energy range and QER in which superconductivity emerges [76]. In the spectral function of the moiré quasicrystal, akin to TBGQC [63],

many weakly dispersing states (partial flat bands) are observed within QER[76]. We speculate that the large LDOS fluctuations induced by quasiperiodicity, and the existence of partial flat bands, may be a crucial driving force behind the emergent superconductivity in moiré quasicrystals.

R.G. thanks Mikito Koshino for his insightful discussion. R.G. thanks SungBin Lee for hosting R.G. in KAIST and insightful discussion. R.G. and B.J.Y. were supported by Samsung Science and Technology Foundation under Project Number SSTF-BA2002-06 and National Research Foundation of Korea (NRF) grant funded by the Korean government (MSIT) (No. NRF-2021R1A5A1032996).

* bjyang@snu.ac.kr

- [1] D. Levine and P. J. Steinhardt, Quasicrystals: A new class of ordered structures, *Phys. Rev. Lett.* **53**, 2477 (1984).
- [2] D. Shechtman, I. Blech, D. Gratias, and J. W. Cahn, Metallic phase with long-range orientational order and no translational symmetry, *Phys. Rev. Lett.* **53**, 1951 (1984).
- [3] D. Levine and P. J. Steinhardt, Quasicrystals. i. definition and structure, *Phys. Rev. B* **34**, 596 (1986).
- [4] S. Marjorie, *Quasicrystals and geometry* (CUP Archive, 1996).
- [5] K. Deguchi, S. Matsukawa, N. K. Sato, T. Hattori, K. Ishida, H. Takakura, and T. Ishimasa, Quantum critical state in a magnetic quasicrystal, *Nature Materials* **11**, 1013 (2012).
- [6] T. Fujiwara, M. Arai, T. Tokihiro, and M. Kohmoto, Localized states and self-similar states of electrons on a two-dimensional penrose lattice, *Phys. Rev. B* **37**, 2797 (1988).
- [7] M. Arai, T. Tokihiro, T. Fujiwara, and M. Kohmoto, Strictly localized states on a two-dimensional penrose lattice, *Phys. Rev. B* **38**, 1621 (1988).
- [8] A. Koga and H. Tsunetsugu, Antiferromagnetic order in the hubbard model on the penrose lattice, *Phys. Rev. B* **96**, 214402 (2017).
- [9] M. Mirzhalilov and M. O. Oktel, Perpendicular space accounting of localized states in a quasicrystal, *Phys. Rev. B* **102**, 064213 (2020).
- [10] J. Jeon, M. J. Park, and S. Lee, Length scale formation in the landau levels of quasicrystals, *Phys. Rev. B* **105**, 045146 (2022).
- [11] R. Ghadimi, M. Hori, T. Sugimoto, and T. Tohyama, Confined states and topological phases in two-dimensional quasicrystalline π -flux model, *Phys. Rev. B* **108**, 125104 (2023).
- [12] M. Kohmoto, B. Sutherland, and C. Tang, Critical wave functions and a cantor-set spectrum of a one-dimensional quasicrystal model, *Phys. Rev. B* **35**, 1020 (1987).
- [13] R. Ghadimi, T. Sugimoto, and T. Tohyama, Majorana zero-energy mode and fractal structure in fibonacci-kitaev chain, *Journal of the Physical Society of Japan* **86**, 114707 (2017), <https://doi.org/10.7566/JPSJ.86.114707>.
- [14] K. Viebahn, M. Sbroscia, E. Carter, J.-C. Yu, and U. Schneider, Matter-wave diffraction from a quasicrystalline optical lattice, *Phys. Rev. Lett.* **122**, 110404 (2019).
- [15] M. Reisner, Y. Tahmi, F. Piéchon, U. Kuhl, and F. Mortessagne, Experimental observation of multifractality in fibonacci chains, *Phys. Rev. B* **108**, 064210 (2023).
- [16] Y. E. Kraus, Z. Ringel, and O. Zeitler, Four-dimensional quantum hall effect in a two-dimensional quasicrystal, *Phys. Rev. Lett.* **111**, 226401 (2013).
- [17] R. Ghadimi, T. Sugimoto, and T. Tohyama, Higher-dimensional hofstadter butterfly on the penrose lattice, *Phys. Rev. B* **106**, L201113 (2022).
- [18] M. Koshino and H. Oka, Topological invariants in two-dimensional quasicrystals, *Phys. Rev. Res.* **4**, 013028 (2022).
- [19] I. C. Fulga, D. I. Pikulin, and T. A. Loring, Aperiodic weak topological superconductors, *Phys. Rev. Lett.* **116**, 257002 (2016).
- [20] D. Varjas, A. Lau, K. Pöyhönen, A. R. Akhmerov, D. I. Pikulin, and I. C. Fulga, Topological phases without crystalline counterparts, *Phys. Rev. Lett.* **123**, 196401 (2019).
- [21] J. D. Cain, A. Azizi, M. Conrad, S. M. Griffin, and A. Zettl, Layer-dependent topological phase in a two-dimensional quasicrystal and approximant, *Proceedings of the National Academy of Sciences* **117**, 26135 (2020), <https://www.pnas.org/doi/pdf/10.1073/pnas.2015164117>.
- [22] S. Spurrier and N. R. Cooper, Kane-mele with a twist: Quasicrystalline higher-order topological insulators with fractional mass kinks, *Phys. Rev. Res.* **2**, 033071 (2020).
- [23] A. Jagannathan, The fibonacci quasicrystal: Case study of hidden dimensions and multifractality, *Rev. Mod. Phys.* **93**, 045001 (2021).
- [24] J. Fan and H. Huang, Topological states in quasicrystals, *Frontiers of Physics* **17**, 13203 (2021).
- [25] B. Lv, R. Chen, R. Li, C. Guan, B. Zhou, G. Dong, C. Zhao, Y. Li, Y. Wang, H. Tao, J. Shi, and D.-H. Xu, Realization of quasicrystalline quadrupole topological insulators in electrical circuits, *Communications Physics* **4**, 108 (2021).
- [26] M. Hori, R. Okugawa, K. Tanaka, and T. Tohyama, Weyl superconductivity and quasiperiodic majorana arcs in quasicrystals (2024), [arXiv:2403.08889 \[cond-mat.supr-con\]](https://arxiv.org/abs/2403.08889).
- [27] S. Manna, S. K. Das, and B. Roy, Noncrystalline topological superconductors, *Phys. Rev. B* **109**, 174512 (2024).
- [28] L. Sanchez-Palencia and L. Santos, Bose-einstein condensates in optical quasicrystal lattices, *Phys. Rev. A* **72**, 053607 (2005).
- [29] D. Johnstone, P. Öhberg, and C. W. Duncan, Mean-field phases of an ultracold gas in a quasicrystalline potential, *Phys. Rev. A* **100**, 053609 (2019).
- [30] R. Ghadimi, T. Sugimoto, and T. Tohyama, Mean-field study of the bose-hubbard model in the penrose lattice, *Phys. Rev. B* **102**, 224201 (2020).
- [31] R. Gautier, H. Yao, and L. Sanchez-Palencia, Strongly interacting bosons in a two-dimensional quasicrystal lattice, *Phys. Rev. Lett.* **126**, 110401 (2021).
- [32] J. B. Profe, C. Honerkamp, S. Achilles, and D. M. Kennes, Electronic instabilities in penrose quasicrystals: Competition, coexistence, and collaboration of order, *Phys. Rev. Res.* **3**, 023180 (2021).
- [33] M. Ciardi, A. Angelone, F. Mezzacapo, and F. Cinti, Quasicrystalline bose glass in the absence of disorder and quasisorder, *Phys. Rev. Lett.* **131**, 173402 (2023).
- [34] S. Wessel, A. Jagannathan, and S. Haas, Quantum antiferromagnetism in quasicrystals, *Phys. Rev. Lett.* **90**, 177205 (2003).
- [35] A. Jagannathan, A. Szallás, S. Wessel, and M. Duneau, Penrose quantum antiferromagnet, *Phys. Rev. B* **75**, 212407 (2007).
- [36] A. Szallás and A. Jagannathan, Spin waves and local magnetizations on the penrose tiling, *Phys. Rev. B* **77**, 104427 (2008).
- [37] E. C. Andrade, A. Jagannathan, E. Miranda, M. Vojta, and V. Dobrosavljević, Non-fermi-liquid behavior in metallic quasicrystals with local magnetic moments, *Phys. Rev. Lett.* **115**, 036403 (2015).
- [38] H. Miyazaki, T. Sugimoto, K. Morita, and T. Tohyama, Magnetic orders induced by rkky interaction in tsai-type quasicrystalline approximant au-al-gd, *Phys. Rev. Mater.* **4**, 024417 (2020).

- (2020).
- [39] S. Watanabe, Magnetism and topology in tb-based icosahedral quasicrystal, *Scientific Reports* **11**, 17679 (2021).
- [40] S. Spurrier and N. R. Cooper, Theory of quantum oscillations in quasicrystals: Quantizing spiral fermi surfaces, *Phys. Rev. B* **100**, 081405 (2019).
- [41] S. Spurrier and N. R. Cooper, Semiclassical dynamics, berry curvature, and spiral holonomy in optical quasicrystals, *Phys. Rev. A* **97**, 043603 (2018).
- [42] R. Ghadimi, T. Sugimoto, K. Tanaka, and T. Tohyama, Topological superconductivity in quasicrystals, *Phys. Rev. B* **104**, 144511 (2021).
- [43] O. Lesser and R. Lifshitz, Emergence of quasiperiodic bloch wave functions in quasicrystals, *Phys. Rev. Res.* **4**, 013226 (2022).
- [44] M. Hori, R. Ghadimi, T. Sugimoto, T. Tohyama, and K. Tanaka, Momentum-space analysis of topological superconductivity in two-dimensional quasicrystals, <https://journals.jps.jp/doi/pdf/10.7566/JPSCP.38.011062>.
- [45] K. Kamiya, T. Takeuchi, N. Kabeya, N. Wada, T. Ishimasa, A. Ochiai, K. Deguchi, K. Imura, and N. K. Sato, Discovery of superconductivity in quasicrystal, *Nature Communications* **9**, 154 (2018).
- [46] Y. Tokumoto, K. Hamano, S. Nakagawa, Y. Kamimura, S. Suzuki, R. Tamura, and K. Edagawa, Superconductivity in a van der waals layered quasicrystal, *Nature Communications* **15**, 1529 (2024).
- [47] S. Sakai, N. Takemori, A. Koga, and R. Arita, Superconductivity on a quasiperiodic lattice: Extended-to-localized crossover of cooper pairs, *Phys. Rev. B* **95**, 024509 (2017).
- [48] R. N. Araújo and E. C. Andrade, Conventional superconductivity in quasicrystals, *Phys. Rev. B* **100**, 014510 (2019).
- [49] Y. Cao, Y. Zhang, Y.-B. Liu, C.-C. Liu, W.-Q. Chen, and F. Yang, Kohn-luttinger mechanism driven exotic topological superconductivity on the penrose lattice, *Phys. Rev. Lett.* **125**, 017002 (2020).
- [50] M. Hori, R. Ghadimi, T. Sugimoto, T. Tohyama, and K. Tanaka, Self-consistent study of non-abelian topological superconductivity in quasicrystals, <https://journals.jps.jp/doi/pdf/10.7566/JPSCP.38.011065>.
- [51] G. Rai, S. Haas, and A. Jagannathan, Proximity effect in a superconductor-quasicrystal hybrid ring, *Phys. Rev. B* **100**, 165121 (2019).
- [52] G. Rai, S. Haas, and A. Jagannathan, Superconducting proximity effect and order parameter fluctuations in disordered and quasiperiodic systems, *Phys. Rev. B* **102**, 134211 (2020).
- [53] P. Anderson, Theory of dirty superconductors, *Journal of Physics and Chemistry of Solids* **11**, 26 (1959).
- [54] N. Takemori, R. Arita, and S. Sakai, Physical properties of weak-coupling quasiperiodic superconductors, *Phys. Rev. B* **102**, 115108 (2020).
- [55] Z. Fan, G.-W. Chern, and S.-Z. Lin, Enhanced superconductivity in quasiperiodic crystals, *Phys. Rev. Res.* **3**, 023195 (2021).
- [56] M. Khosravian and J. L. Lado, Quasiperiodic criticality and spin-triplet superconductivity in superconductor-antiferromagnet moiré patterns, *Phys. Rev. Res.* **3**, 013262 (2021).
- [57] Y. Nagai, Intrinsic vortex pinning in superconducting quasicrystals, *Phys. Rev. B* **106**, 064506 (2022).
- [58] T. Fukushima, N. Takemori, S. Sakai, M. Ichioka, and A. Jagannathan, Supercurrent distribution in real-space and anomalous paramagnetic response in a superconducting quasicrystal, *Phys. Rev. Res.* **5**, 043164 (2023).
- [59] Y.-B. Liu, Z.-Y. Shao, Y. Cao, and F. Yang, Unconventional superfluidity of superconductivity on penrose lattice, *Science China Physics, Mechanics & Astronomy* **66**, 290312 (2023).
- [60] M. Hori, T. Sugimoto, T. Tohyama, and K. Tanaka, Self-consistent study of topological superconductivity in two-dimensional quasicrystals (2024), [arXiv:2401.06355](https://arxiv.org/abs/2401.06355) [cond-mat.supr-con].
- [61] N. S. Ticea, J. May-Mann, J. Xiao, E. Berg, and T. Devakul, Stability of quasiperiodic superconductors (2024), [arXiv:2402.11007](https://arxiv.org/abs/2402.11007) [cond-mat.str-el].
- [62] Y. Wang, G. Rai, C. Matsumura, A. Jagannathan, and S. Haas, Superconductivity in the fibonacci chain (2024), [arXiv:2403.06157](https://arxiv.org/abs/2403.06157) [cond-mat.supr-con].
- [63] P. Moon, M. Koshino, and Y.-W. Son, Quasicrystalline electronic states in 30° rotated twisted bilayer graphene, *Phys. Rev. B* **99**, 165430 (2019).
- [64] P. Stampfli, A dodecagonal quasiperiodic lattice in two dimensions, *Helv. Phys. Acta* **59**, 1260 (1986).
- [65] E. Koren and U. Duerig, Superlubricity in quasicrystalline twisted bilayer graphene, *Phys. Rev. B* **93**, 201404 (2016).
- [66] Y. Takesaki, K. Kawahara, H. Hibino, S. Okada, M. Tsuji, and H. Ago, Highly uniform bilayer graphene on epitaxial cu-ni(111) alloy, *Chemistry of Materials* **28**, 4583 (2016), <https://doi.org/10.1021/acs.chemmater.6b01137>.
- [67] S. J. Ahn, P. Moon, T.-H. Kim, H.-W. Kim, H.-C. Shin, E. H. Kim, H. W. Cha, S.-J. Kahng, P. Kim, M. Koshino, Y.-W. Son, C.-W. Yang, and J. R. Ahn, Dirac electrons in a dodecagonal graphene quasicrystal, *Science* **361**, 782 (2018), <https://www.science.org/doi/pdf/10.1126/science.aar8412>.
- [68] W. Yao, E. Wang, C. Bao, Y. Zhang, K. Zhang, K. Bao, C. K. Chan, C. Chen, J. Avila, M. C. Asensio, J. Zhu, and S. Zhou, Quasicrystalline 30° twisted bilayer graphene as an incommensurate superlattice with strong interlayer coupling, *Proceedings of the National Academy of Sciences* **115**, 6928 (2018), <https://www.pnas.org/doi/pdf/10.1073/pnas.1720865115>.
- [69] C. Yan, D.-L. Ma, J.-B. Qiao, H.-Y. Zhong, L. Yang, S.-Y. Li, Z.-Q. Fu, Y. Zhang, and L. He, Scanning tunneling microscopy study of the quasicrystalline 30° twisted bilayer graphene, *2D Materials* **6**, 045041 (2019).
- [70] S. Pezzini, V. Mišeikis, G. Piccinini, S. Forti, S. Pace, R. Engelke, F. Rossella, K. Watanabe, T. Taniguchi, P. Kim, and C. Coletti, 30°-twisted bilayer graphene quasicrystals from chemical vapor deposition, *Nano Letters* **20**, 3313 (2020), pMID: 32297749, <https://doi.org/10.1021/acs.nanolett.0c00172>.
- [71] B. Deng, B. Wang, N. Li, R. Li, Y. Wang, J. Tang, Q. Fu, Z. Tian, P. Gao, J. Xue, and H. Peng, Interlayer decoupling in 30° twisted bilayer graphene quasicrystal, *ACS Nano* **14**, 1656 (2020), pMID: 31961130, <https://doi.org/10.1021/acsnano.9b07091>.
- [72] M. J. Park, H. S. Kim, and S. Lee, Emergent localization in dodecagonal bilayer quasicrystals, *Phys. Rev. B* **99**, 245401 (2019).
- [73] H. Ha and B.-J. Yang, Macroscopically degenerate localized zero-energy states of quasicrystalline bilayer systems in the strong coupling limit, *Phys. Rev. B* **104**, 165112 (2021).
- [74] J. A. Crosse and P. Moon, Quasicrystalline electronic states in twisted bilayers and the effects of interlayer and sublattice symmetries, *Phys. Rev. B* **103**, 045408 (2021).
- [75] G. Yu, M. I. Katsnelson, and S. Yuan, Pressure and electric field dependence of quasicrystalline electronic states in 30° twisted bilayer graphene, *Phys. Rev. B* **102**, 045113 (2020).
- [76] A. Uri, S. C. de la Barrera, M. T. Randeria, D. Rodan-Legrain, T. Devakul, P. J. D. Crowley, N. Paul, K. Watanabe,

- T. Taniguchi, R. Lifshitz, L. Fu, R. C. Ashoori, and P. Jarillo-Herrero, Superconductivity and strong interactions in a tunable moiré quasicrystal, *Nature* **10.1038/s41586-023-06294-z** (2023).
- [77] Y. Cao, V. Fatemi, S. Fang, K. Watanabe, T. Taniguchi, E. Kaxiras, and P. Jarillo-Herrero, Unconventional superconductivity in magic-angle graphene superlattices, *Nature* **556**, 43 (2018).
- [78] J. M. Park, Y. Cao, K. Watanabe, T. Taniguchi, and P. Jarillo-Herrero, Tunable strongly coupled superconductivity in magic-angle twisted trilayer graphene, *Nature* **590**, 249 (2021).
- [79] H. Zhou, T. Xie, T. Taniguchi, K. Watanabe, and A. F. Young, Superconductivity in rhombohedral trilayer graphene, *Nature* **598**, 434 (2021).
- [80] M. Oh, K. P. Nuckolls, D. Wong, R. L. Lee, X. Liu, K. Watanabe, T. Taniguchi, and A. Yazdani, Evidence for unconventional superconductivity in twisted bilayer graphene, *Nature* **600**, 240 (2021).
- [81] H. Zhou, L. Holleis, Y. Saito, L. Cohen, W. Huynh, C. L. Patterson, F. Yang, T. Taniguchi, K. Watanabe, and A. F. Young, Isospin magnetism and spin-polarized superconductivity in bernal bilayer graphene, *Science* **375**, 774 (2022), <https://www.science.org/doi/pdf/10.1126/science.abm8386>.
- [82] P. A. Pantaleón, A. Jimeno-Pozo, H. Sainz-Cruz, V. T. Phong, T. Cea, and F. Guinea, Superconductivity and correlated phases in non-twisted bilayer and trilayer graphene, *Nature Reviews Physics* **5**, 304 (2023).
- [83] Y.-B. Liu, Y. Zhang, W.-Q. Chen, and F. Yang, High-angular-momentum topological superconductivities in twisted bilayer quasicrystal systems, *Phys. Rev. B* **107**, 014501 (2023).
- [84] J. M. B. Lopes dos Santos, N. M. R. Peres, and A. H. Castro Neto, Continuum model of the twisted graphene bilayer, *Phys. Rev. B* **86**, 155449 (2012).
- [85] H. Tsunetsugu, T. Fujiwara, K. Ueda, and T. Tokihiro, Electronic properties of the penrose lattice. i. energy spectrum and wave functions, *Phys. Rev. B* **43**, 8879 (1991).
- [86] G. Yu, Z. Wu, Z. Zhan, M. I. Katsnelson, and S. Yuan, Dodecagonal bilayer graphene quasicrystal and its approximants, *npj Computational Materials* **5**, 122 (2019).
- [87] G. Yu, Z. Wu, Z. Zhan, M. I. Katsnelson, and S. Yuan, Electronic structure of 30° twisted double bilayer graphene, *Phys. Rev. B* **102**, 115123 (2020).
- [88] See *Supplemental Material* at **** which also includes citation [106, 111–117].
- [89] N. de Bruijn, Algebraic theory of penrose’s non-periodic tilings of the plane. i, *Indagationes Mathematicae (Proceedings)* **84**, 39 (1981).
- [90] N. de Bruijn, Algebraic theory of penrose’s non-periodic tilings of the plane. ii, *Indagationes Mathematicae (Proceedings)* **84**, 53 (1981).
- [91] A. Koga, Superlattice structure in the antiferromagnetically ordered state in the hubbard model on the ammann-beenker tiling, *Phys. Rev. B* **102**, 115125 (2020).
- [92] D. J. Scalapino, E. Loh, and J. E. Hirsch, d -wave pairing near a spin-density-wave instability, *Phys. Rev. B* **34**, 8190 (1986).
- [93] P. A. Lee, N. Nagaosa, and X.-G. Wen, Doping a mott insulator: Physics of high-temperature superconductivity, *Rev. Mod. Phys.* **78**, 17 (2006).
- [94] G. R. Stewart, Superconductivity in iron compounds, *Rev. Mod. Phys.* **83**, 1589 (2011).
- [95] D. J. Scalapino, A common thread: The pairing interaction for unconventional superconductors, *Rev. Mod. Phys.* **84**, 1383 (2012).
- [96] R. Ghadimi, M. Kargarian, and S. A. Jafari, Competing superconducting phases in the interacting two-dimensional electron gas with strong rashba spin-orbit coupling, *Phys. Rev. B* **99**, 115122 (2019).
- [97] P. Fulde and R. A. Ferrell, Superconductivity in a strong spin-exchange field, *Phys. Rev.* **135**, A550 (1964).
- [98] B. Uchoa and A. H. Castro Neto, Superconducting states of pure and doped graphene, *Phys. Rev. Lett.* **98**, 146801 (2007).
- [99] K. Lee, T. Hazra, M. Randeria, and N. Trivedi, Topological superconductivity in dirac honeycomb systems, *Phys. Rev. B* **99**, 184514 (2019).
- [100] J. Bardeen, L. N. Cooper, and J. R. Schrieffer, Microscopic theory of superconductivity, *Phys. Rev.* **106**, 162 (1957).
- [101] M. N. Gastiasoro and B. M. Andersen, Enhancing superconductivity by disorder, *Phys. Rev. B* **98**, 184510 (2018).
- [102] M. Lizée, M. Stosiek, I. Burmistrov, T. Cren, and C. Brun, Local density of states fluctuations in a two-dimensional superconductor as a probe of quantum diffusion, *Phys. Rev. B* **107**, 174508 (2023).
- [103] A. Ghosal, M. Randeria, and N. Trivedi, Role of spatial amplitude fluctuations in highly disordered s -wave superconductors, *Phys. Rev. Lett.* **81**, 3940 (1998).
- [104] Y. Dubi, Y. Meir, and Y. Avishai, Nature of the superconductor–insulator transition in disordered superconductors, *Nature* **449**, 876 (2007).
- [105] E. Pangburn, L. Haurie, A. Crépeux, O. A. Awoga, A. M. Black-Schaffer, C. Pépin, and C. Bena, Superconductivity in monolayer and few-layer graphene. i. review of possible pairing symmetries and basic electronic properties, *Phys. Rev. B* **108**, 134514 (2023).
- [106] A. M. Black-Schaffer and C. Honerkamp, Chiral d -wave superconductivity in doped graphene, *Journal of Physics: Condensed Matter* **26**, 423201 (2014).
- [107] B. Roy and I. F. Herbut, Unconventional superconductivity on honeycomb lattice: Theory of kekulé order parameter, *Phys. Rev. B* **82**, 035429 (2010).
- [108] and and, Intra-valley spin-triplet $p + ip$ superconducting pairing in lightly doped graphene, *Chinese Physics Letters* **30**, 017401 (2013).
- [109] L.-D. Zhang, F. Yang, and Y. Yao, Possible electric-field-induced superconducting states in doped silicene, *Scientific Reports* **5**, 8203 (2015).
- [110] R. Ghadimi, S. H. Lee, and B.-J. Yang, Boundary-obstructed topological superconductor in buckled honeycomb lattice under perpendicular electric field, *Phys. Rev. B* **107**, 224511 (2023).
- [111] C. Kallin and J. Berlinsky, Chiral superconductors, *Reports on Progress in Physics* **79**, 054502 (2016).
- [112] R. Nandkishore, L. S. Levitov, and A. V. Chubukov, Chiral superconductivity from repulsive interactions in doped graphene, *Nature Physics* **8**, 158 (2012).
- [113] F. Liu, C.-C. Liu, K. Wu, F. Yang, and Y. Yao, $d + id'$ chiral superconductivity in bilayer silicene, *Phys. Rev. Lett.* **111**, 066804 (2013).
- [114] T. A. Loring, A guide to the bott index and localizer index (2019), [arXiv:1907.11791 \[math-ph\]](https://arxiv.org/abs/1907.11791).
- [115] A. Crépeux, E. Pangburn, L. Haurie, O. A. Awoga, A. M. Black-Schaffer, N. Sedlmayr, C. Pépin, and C. Bena, Superconductivity in monolayer and few-layer graphene. ii. topological edge states and chern numbers, *Phys. Rev. B* **108**, 134515 (2023).
- [116] T. Li, M. Geier, J. Ingham, and H. D. Scammell, Higher-order topological superconductivity from repulsive interactions in

kagome and honeycomb systems, *2D Materials* **9**, 015031 (2021).

[117] H. D. Scammell, J. Ingham, M. Geier, and T. Li, Intrin-

sic first- and higher-order topological superconductivity in a doped topological insulator, *Phys. Rev. B* **105**, 195149 (2022).

Supplemental Material for: Quasiperiodic pairing instabilities in graphene quasicrystal

Rasoul Ghadimi and Bohm-Jung Yang

CONTENTS

S1. Tight-binding calculation	1
S2. Linearized gap equation	1
A. Attraction, mean field and Linearized gap equation	1
B. Uniform pairing	4
C. Benefiting from approximant translational symmetry	4
D. Fulde–Ferrell–Larkin–Ovchinnikov states	6
E. Degenerate solution	7
S3. Supplementary Figures and Discussion	9
A. Phase diagram for different attraction channels	9
B. Distribution of pairing eigenvector for different channels of attraction	9
C. Discussion on topological superconductivity in TBGQC	11
D. Degree of aperiodicity	11
E. Temperature and generation dependence of the phase diagram	12
S4. Bott index	12

S1. TIGHT-BINDING CALCULATION

In this work, we use the conventional p_z orbital-based tight-binding Hamiltonian to describe the carbon atoms in a graphene quasicrystal [1, 2]. The Hamiltonian is given by:

$$H_0 = \sum_{i,j,\sigma} t(\vec{r}_i - \vec{r}_j) c_{i\sigma}^\dagger c_{j\sigma} - \mu \sum_{i,\sigma} c_{i\sigma}^\dagger c_{i\sigma}, \quad (\text{S1})$$

where $c_{i\sigma}^\dagger$ and $c_{i\sigma}$ are the creation and annihilation operators of an electron with spin $\sigma = \uparrow, \downarrow$ at the i -th site located at position \vec{r}_i . The parameter μ represents the chemical potential. In this Hamiltonian, the hopping energy between vertices is given by:

$$t(\vec{r}) = \gamma_1 \frac{z^2}{r^2} e^{2.218(h_z - |r|)} - \gamma_0 \left(1 - \frac{z^2}{r^2} \right) e^{2.218(b - |r|)}, \quad (\text{S2})$$

where $h_z = 3.349 \text{ \AA}$ and $b = 1.418 \text{ \AA}$ are the interlayer distance and the shortest carbon-carbon distance, respectively. The Slater-Koster parameters, obtained from [3], are $\gamma_0 = 2.7 \text{ eV}$ and $\gamma_1 = 0.48 \text{ eV}$. In our calculations, we consider hopping interactions within a distance less than $r_c \equiv 3.1b \approx 4.4 \text{ \AA}$, which is sufficient to capture the essential physics of the graphene quasicrystal.

S2. LINEARIZED GAP EQUATION

A. Attraction, mean field and Linearized gap equation

This section explain our mean-field method for investigating potential superconducting pairing instabilities. Here, we focus on the phenomenological attraction between electrons, either in singlet or triplet form. The triplet [$\eta = +1$] and singlet [$\eta = -1$] interactions are described by:

$$H_{int}^\eta = \sum_{ij} U_{ij}^\eta (c_{i\uparrow}^\dagger c_{j\downarrow}^\dagger + \eta c_{j\uparrow}^\dagger c_{i\downarrow}^\dagger) (c_{j\downarrow} c_{i\uparrow} + \eta c_{i\downarrow} c_{j\uparrow}), \quad (\text{S3})$$

where $U_{ij}^\eta = U_{ji}^\eta$. In Eq. (S3), U_{ij}^η represents the singlet or triplet attraction. By applying the real-space mean-field (MF) approximation [$AB \approx \langle A \rangle B + A \langle B \rangle - \langle A \rangle \langle B \rangle$] to Eq. (S3), we obtain:

$$H_{MF} = \sum_{i,j} \sum_{\eta=\pm 1} \Delta_{ij}^\eta (c_{i\uparrow}^\dagger c_{j\downarrow}^\dagger + \eta c_{j\uparrow}^\dagger c_{i\downarrow}^\dagger) + H.c. - \sum_{ij,\eta=\pm 1} \frac{|\Delta_{ij}^\eta|^2}{U_{ij}}, \quad (\text{S4})$$

where $\Delta_{ij}^\eta = \pm \Delta_{ji}^\eta$ denotes the singlet [$\eta = 1$] and triplet [$\eta = -1$] pairing potentials or order parameters between electrons located at sites i and j . These pairing potentials are determined by the self-consistency equation:

$$\Delta_{ij}^\eta = U_{ij}^\eta \langle c_{j\downarrow} c_{i\uparrow} + \eta c_{i\downarrow} c_{j\uparrow} \rangle. \quad (\text{S5})$$

Note that we consider only spin-triplets along the \hat{z} -direction; other triplet instabilities can be obtained via spin rotation.

Order parameters within our MF approximation are derived using the self-consistency equation given in Eq. (S5). This approach allows us to determine the critical temperature T_c and pairing amplitude for various parameters such as filling temperature and interaction profile. However, in self-consistency equations, the solution typically converges to the most probable pairing based on an initial configuration for Δ_{ij}^η , making it challenging to identify the competition between different pairing instabilities.

To explore competing channels near the critical temperature, we can reformulate Eq. (S5) as an eigenvalue problem, known as the linearized gap equation. Assuming $T \approx T_c$, we expect small pairing potentials, allowing us to find the expectation value in Eq. (S5) perturbatively.

To obtain the real space linearized gap equation, we start with diagonalizing tight-binding Hamiltonian using

$$c_{i\sigma} = \sum_{\alpha} \bar{\psi}_{\alpha}^i c_{\alpha\sigma}, \quad \text{and} \quad c_{i\sigma}^\dagger = \sum_{\alpha} \psi_{\alpha}^i c_{\alpha\sigma}^\dagger, \quad (\text{S6})$$

where bars mean complex conjugate and α is the energy index. In Eq. (S6) and the following, we use Greek and Latin letters for energy and site index, respectively. The total MF Hamiltonian, including chemical potential (which controls filling), reads,

$$\begin{aligned} H_{Sc} &= H_{tb} + \lambda H_{MF} + E_0, \\ H_0 &= \sum_{\alpha} \tilde{\epsilon}_{\alpha} |e, \alpha, \uparrow\rangle \langle e, \alpha, \uparrow| - \tilde{\epsilon}_{\alpha} |h, \alpha, \downarrow\rangle \langle h, \alpha, \downarrow|, \\ H_{MF} &= \sum_{\alpha,\beta} \Delta_{\alpha\beta} |e, \alpha, \uparrow\rangle \langle h, \beta, \downarrow| + H.c., \end{aligned} \quad (\text{S7})$$

where e and h refer to electron and hole sectors of Bogoliubov-de-Gennes (BdG) Hamiltonian. In Eq. (S7), $\tilde{\epsilon}_{\alpha} = \epsilon_{\alpha} - \mu$, $E_0 = -\sum_{ij,\eta=\pm 1} |\Delta_{ij}^\eta|^2 / U_{ij} + \sum_{\alpha} \epsilon_{\alpha}$ and $\Delta_{\alpha\beta}$ is given by

$$\Delta_{\alpha\beta} = \sum_{\eta=\pm 1} \sum_{i,j} \Delta_{ij}^\eta (\psi_{\alpha}^i \psi_{\beta}^j + \eta \psi_{\alpha}^j \psi_{\beta}^i). \quad (\text{S8})$$

In the following, we take λ for perturbation theory and finally, we put it $\lambda = 1$. In Eq. (S7), we use the following notation interchangeably

$$\begin{aligned} |e, \alpha, \uparrow\rangle &= c_{\alpha\uparrow}^\dagger, & \langle e, \alpha, \uparrow| &= c_{\alpha\uparrow}, \\ |h, \alpha, \downarrow\rangle &= c_{\alpha\downarrow}, & \langle h, \alpha, \downarrow| &= c_{\alpha\downarrow}^\dagger, \end{aligned} \quad (\text{S9})$$

and in terms of these basis, pairing potential, Eq. (S5) is given by

$$\Delta_{ij}^\eta = \sum_{\alpha,\beta} U_{ij}^\eta \overline{(\psi_{\alpha}^j \psi_{\beta}^i + \eta \psi_{\alpha}^i \psi_{\beta}^j)} \langle |h, \alpha, \downarrow\rangle \langle e, \beta, \uparrow| \rangle. \quad (\text{S10})$$

As we mentioned before, close to $T \approx T_c$ order parameters are infinitesimal, and we can find the expectation value in Eq. (S10)

perturbatively. In perturbation theory, energy and eigenvector of perturbed Hamiltonian is given by

$$\begin{aligned}
\tilde{\epsilon}_{\alpha,e} &= \sum_{n=0} \lambda^n E_{e,\alpha}^n, \\
|e, \alpha, \uparrow\rangle &= \sum_{n=0} \lambda^n C_{ee,\alpha,\beta}^n |e, \beta, \uparrow\rangle + \sum_{n=0} \lambda^n C_{eh,\alpha,\beta}^n |h, \beta, \downarrow\rangle, \\
\tilde{\epsilon}_{\alpha,h} &= \sum_{n=0} \lambda^n E_{h,\alpha}^n, \\
|h, \alpha, \downarrow\rangle &= \sum_{n=0} \lambda^n C_{he,\alpha,\beta}^n |e, \beta, \uparrow\rangle + \sum_{n=0} \lambda^n C_{hh,\alpha,\beta}^n |h, \beta, \downarrow\rangle,
\end{aligned} \tag{S11}$$

where,

$$\begin{aligned}
E_{e,\alpha}^0 &= \tilde{\epsilon}_\alpha, & C_{ee,\alpha,\beta}^0 &= \delta_{\alpha,\beta}, & C_{eh,\alpha,\beta}^0 &= 0, \\
E_{h,\alpha}^0 &= -\tilde{\epsilon}_\alpha, & C_{he,\alpha,\beta}^0 &= 0, & C_{hh,\alpha,\beta}^0 &= \delta_{\alpha,\beta},
\end{aligned} \tag{S12}$$

and we obtain the remaining coefficient, perturbatively using

$$\begin{aligned}
E_{e,\alpha}^n &= \sum_{\beta} C_{eh,\alpha,\beta}^{n-1} \Delta_{\alpha\beta}, \\
E_{h,\alpha}^n &= \sum_{\beta} C_{he,\alpha,\beta}^{n-1} \Delta_{\beta\alpha}^*, \\
C_{ee,\alpha\beta}^n &= \frac{1}{\tilde{\epsilon}_\alpha - \tilde{\epsilon}_\beta} \left[\sum_{\gamma} C_{eh,\alpha,\gamma}^{n-1} \Delta_{\beta\gamma} - \sum_{n_1=1}^{n-1} E_{e,\alpha}^{n_1} C_{ee,\alpha\beta}^{n-n_1} \right] \\
C_{eh,\alpha\beta}^n &= \frac{1}{\tilde{\epsilon}_\alpha + \tilde{\epsilon}_\beta} \left[\sum_{\gamma} C_{ee,\alpha,\gamma}^{n-1} \Delta_{\gamma\beta}^* - \sum_{n_1=1}^{n-1} E_{e,\alpha}^{n_1} C_{eh,\alpha\beta}^{n-n_1} \right] \\
C_{he,\alpha\beta}^n &= \frac{1}{-\tilde{\epsilon}_\alpha - \tilde{\epsilon}_\beta} \left[\sum_{\gamma} C_{hh,\alpha,\gamma}^{n-1} \Delta_{\beta\gamma} - \sum_{n_1=1}^{n-1} E_{h,\alpha}^{n_1} C_{he,\alpha\beta}^{n-n_1} \right] \\
C_{hh,\alpha\beta}^n &= \frac{1}{-\tilde{\epsilon}_\alpha + \tilde{\epsilon}_\beta} \left[\sum_{\gamma} C_{he,\alpha,\gamma}^{n-1} \Delta_{\gamma\beta}^* - \sum_{n_1=1}^{n-1} E_{h,\alpha}^{n_1} C_{hh,\alpha\beta}^{n-n_1} \right]
\end{aligned} \tag{S13}$$

It is easy to show that only odd [even] integer for $C_{eh,\alpha\beta}^n$, and $C_{he,\alpha\beta}^n$ [$C_{ee,\alpha\beta}^n$, $C_{hh,\alpha\beta}^n$, $E_{e,\alpha}^n$, and $E_{h,\alpha}^n$] will survive in Eq. (S11). In following, we need only find eigenvectors of Eq. (S7) using the first-order perturbation theory and we get

$$|e, \beta, \uparrow\rangle_{sc} \approx |e, \beta, \uparrow\rangle + \sum_{\alpha} \frac{\Delta_{\beta\alpha}^*}{\tilde{\epsilon}_\beta - (-\tilde{\epsilon}_\alpha)} |h, \alpha, \downarrow\rangle, \tag{S14}$$

and

$$|h, \alpha, \downarrow\rangle_{sc} \approx |h, \alpha, \downarrow\rangle + \sum_{\beta} \frac{\Delta_{\beta\alpha}}{(-\tilde{\epsilon}_\alpha) - \tilde{\epsilon}_\beta} |e, \beta, \uparrow\rangle. \tag{S15}$$

By putting these eigenvectors in Eq. (S10), and defining $F[\epsilon] = 1/(1 + \exp \beta\epsilon)$, $\beta = 1/T$ we get

$$\Delta_{ij}^\eta = \sum_{\alpha,\beta} U_{ij} \overline{(\psi_\alpha^j \psi_\beta^i + \eta \psi_\alpha^i \psi_\beta^j)} \left(\frac{F[\tilde{\epsilon}_\beta] - F[-\tilde{\epsilon}_\alpha]}{\tilde{\epsilon}_\beta + \tilde{\epsilon}_\alpha} \right) \Delta_{\beta\alpha}. \tag{S16}$$

By substituting $\Delta_{\alpha\beta}$ from Eq. (S8) and considering $F[-\epsilon] = 1 - F[\epsilon]$ we find

$$\begin{aligned} \Delta_{ij}^\eta = & \sum_{\alpha,\beta} U_{ij} \overline{(\psi_\alpha^j \psi_\beta^i + \eta \psi_\alpha^i \psi_\beta^j)} \left(\frac{F[\tilde{\epsilon}_\beta] + F[\tilde{\epsilon}_\alpha] - 1}{\tilde{\epsilon}_\beta + \tilde{\epsilon}_\alpha} \right) \times \\ & \sum_{\eta'=\pm} \sum_{k,l} \Delta_{kl}^{\eta'} (\psi_\beta^k \psi_\alpha^l + \eta \psi_\beta^l \psi_\alpha^k). \end{aligned} \quad (\text{S17})$$

Finally, we can show Eq. (S17) by matrix multiplication,

$$\Delta_{ij}^\eta = \sum_{k,l} M_{ij,kl} \Delta_{kl}^\eta, \quad (\text{S18})$$

where

$$M_{ij,kl} = U_{ij}^\eta \sum_{\alpha,\beta} \frac{F[\tilde{\epsilon}_\beta] + F[\tilde{\epsilon}_\alpha] - 1}{\tilde{\epsilon}_\beta + \tilde{\epsilon}_\alpha} \overline{(\psi_\alpha^j \psi_\beta^i + \eta \psi_\alpha^i \psi_\beta^j)} (\psi_\beta^k \psi_\alpha^l + \eta \psi_\beta^l \psi_\alpha^k). \quad (\text{S19})$$

Therefore, the original self-consistency equation is mapped to find the critical temperature, where the largest pairing eigenvalue of M becomes precisely one. The corresponding eigenvector gives the profile of pairing potential near the phase transition. We can simplify calculations by choosing a temperature in Eq. (S19) and anticipating its eigenvectors similar to those near the critical temperature. By this approximation, we can expect that other eigenvectors with smaller pairing eigenvalues are subdominant pairing channels. Therefore, we can study competition between different pairing channels by comparing their corresponding pairing eigenvalue. We found that changing temperature in the calculation, do not change results (see Fig. S9).

B. Uniform pairing

In the following, we want to find how to assume uniform pairing through the lattice and then use benefit of super-cell momentum space. In this sense, we first classify pairs of indices that we expect to give similar pairing potential and label them with their class, l , and its address in that class, s , or $ij \leftrightarrow l, s$. Therefore, in this new notation, we can show Eq. (S18) with

$$\Delta_{ij}^\eta \equiv \Delta_{ls}^\eta = \sum_{l's'} M_{ls,l's'} \Delta_{l's'}^\eta. \quad (\text{S20})$$

By identifying pairing potentials within each classes, $\Delta_{ls}^\eta = \Delta_l^\eta$ we get

$$\Delta_l^\eta = \sum_{l'} M_{ll'} \Delta_{l'}^\eta. \quad (\text{S21})$$

In Eq. (S21), the $M_{ll'}$ has a smaller dimension and given by

$$\begin{aligned} M_{ll'} = & \frac{1}{n_l} \sum_{ij \in l, kl \in l'} U_{ij}^\eta \sum_{\alpha,\beta} \frac{F[\tilde{\epsilon}_\beta] + F[\tilde{\epsilon}_\alpha] - 1}{\tilde{\epsilon}_\beta + \tilde{\epsilon}_\alpha} \times \\ & \overline{(\psi_\alpha^j \psi_\beta^i + \eta \psi_\alpha^i \psi_\beta^j)} (\psi_\beta^k \psi_\alpha^l + \eta \psi_\beta^l \psi_\alpha^k), \end{aligned} \quad (\text{S22})$$

where n_l is the number of element in the given class.

C. Benefiting from approximant translational symmetry

If the systems respect approximate translational symmetry, we can simplify the calculations even further. This is important because, although a large supercell can exhibit aperiodic pairing, choosing a very large supercell is impractical due to the high computational cost of matrix diagonalization. Therefore, one can utilize a sufficiently large approximant and benefit from its

translational symmetry. This approach also enables us to access more states near the Fermi energy, leading to more precise calculations. Using the spectral function, the usual Fermi surface in the decoupled limit can be captured only when the system is large enough. In our calculations, we consider systems that effectively contain a few million carbon atoms (50 by 50 momentum mesh). In following we explain how to use supercell momentum space in the linearized gap equation.

To start suppose that we make a system which contains several approximants [or unit-cells]. If we assume that the pairing potential respects the approximant's translational symmetry, we can identify all pairings whose corresponding vertices are repeated in the system. Furthermore, due to the translational symmetry, we can express the TBG Hamiltonian in momentum space using the Fourier transformation of fermionic operators,

$$\begin{aligned} c_{i\sigma}^\dagger &= \frac{1}{\sqrt{N}} \sum_{\vec{k} \in S.C.B} e^{i\vec{k} \cdot (\vec{R}_i + \vec{r}_i)} c_{s_i, \vec{k}, \sigma}^\dagger, \\ c_{s_i, \vec{k}, \sigma}^\dagger &= \frac{1}{\sqrt{N}} \sum_{i \in s_i} e^{-i\vec{k} \cdot (\vec{R}_i + \vec{r}_i)} c_{i\sigma}^\dagger, \end{aligned} \quad (\text{S23})$$

where i is defined by its unit cell index, lattice vector, and sub-super-lattice position, s_i , \vec{R}_i , and \vec{r}_i , respectively. In Eq. (S23) S.C.B is the super-cell Brillouin zone, and N is the number of the approximant.

The TBG Hamiltonian in Momentum space is given by

$$H = \sum_{\vec{k} \in B.S.C} \sum_{i,j} t(\vec{r}_i - \vec{r}_j) e^{i\vec{k} \cdot (R_i + r_i - R_j - r_j)} c_{s_i, \vec{k}, \sigma}^\dagger c_{s_j, \vec{k}, \sigma}. \quad (\text{S24})$$

We can diagonalize Eq. (S24) using

$$\begin{aligned} c_{s_i, \vec{k}, \sigma} &= \sum_{\alpha} \overline{\psi_{\alpha, \vec{k}}^{s_i}} c_{\alpha, \vec{k}, \sigma}, \\ c_{s_i, \vec{k}, \sigma}^\dagger &= \sum_{\alpha} \psi_{\alpha, \vec{k}}^{s_i} c_{\alpha, \vec{k}, \sigma}^\dagger. \end{aligned} \quad (\text{S25})$$

By combine Eq. (S25) with Eq. (S23),

$$\begin{aligned} c_{i\sigma}^\dagger &= \frac{1}{\sqrt{N}} \sum_{\alpha, \vec{k} \in S.C.B} e^{i\vec{k} \cdot (\vec{R}_i + \vec{r}_i)} \psi_{\alpha, \vec{k}}^{s_i} c_{\alpha, \vec{k}, \sigma}^\dagger, \\ c_{i\sigma} &= \frac{1}{\sqrt{N}} \sum_{\alpha, \vec{k} \in S.C.B} e^{-i\vec{k} \cdot (\vec{R}_i + \vec{r}_i)} \overline{\psi_{\alpha, \vec{k}}^{s_i}} c_{\alpha, \vec{k}, \sigma}, \end{aligned} \quad (\text{S26})$$

where α is the band index. By comparing Eq. (S26) with Eq. (S6), and identifying pairing between two vertices i, j with the same s_i, s_j , we can read Eq. (S22)

$$\begin{aligned} M_{s_i s_j s_l s_m} &= \frac{1}{N^3} U_{ij} \sum_{\alpha, \beta, \vec{k}, \vec{k}'} \frac{F[\tilde{\epsilon}_{\beta, \vec{k}}] + F[\tilde{\epsilon}_{\alpha, \vec{k}'}] - 1}{\tilde{\epsilon}_{\beta, \vec{k}} + \tilde{\epsilon}_{\alpha, \vec{k}'}} \sum_{R_i} \sum_{R_l} \\ &\quad \left(\overline{e^{i\vec{k} \cdot (\vec{R}_i + \vec{r}_i)} \psi_{\alpha, \vec{k}}^{s_i} e^{i\vec{k}' \cdot (\vec{R}_j + \vec{r}_j)} \psi_{\beta, \vec{k}'}^{s_j}} + \right. \\ &\quad \left. \overline{\eta e^{i\vec{k}' \cdot (\vec{R}_i + \vec{r}_i)} \psi_{\beta, \vec{k}'}^{s_i} e^{i\vec{k} \cdot (\vec{R}_j + \vec{r}_j)} \psi_{\alpha, \vec{k}}^{s_j}} \right) \times \\ &\quad \left(e^{i\vec{k} \cdot (\vec{R}_l + \vec{r}_l)} \psi_{\alpha, \vec{k}}^{s_l} e^{i\vec{k}' \cdot (\vec{R}_m + \vec{r}_m)} \psi_{\beta, \vec{k}'}^{s_m} \right. \\ &\quad \left. + \eta e^{i\vec{k}' \cdot (\vec{R}_l + \vec{r}_l)} \psi_{\beta, \vec{k}'}^{s_l} e^{i\vec{k} \cdot (\vec{R}_m + \vec{r}_m)} \psi_{\alpha, \vec{k}}^{s_m} \right). \end{aligned} \quad (\text{S27})$$

Note that in Eq. (S27), $R_j = R_i + R_n$ [$R_m = R_l + R_{n'}$],

$$M_{s_i s_j s_l s_m} = \frac{1}{N^3} U_{ij}^\eta \sum_{\alpha, \beta, \vec{k}, \vec{k}'} \frac{F[\tilde{\epsilon}_{\beta, \vec{k}}] + F[\tilde{\epsilon}_{\alpha, \vec{k}'}] - 1}{\tilde{\epsilon}_{\beta, \vec{k}} + \tilde{\epsilon}_{\alpha, \vec{k}'}} \times$$

$$\sum_{R_i} e^{-i\vec{k} \cdot \vec{R}_i} e^{-i\vec{k}' \cdot \vec{R}_i} \sum_{R_l} e^{i\vec{k} \cdot \vec{R}_l} e^{i\vec{k}' \cdot \vec{R}_l} \times$$

$$\frac{(e^{i\vec{k} \cdot (\vec{r}_i)} \psi_{\alpha, \vec{k}}^{s_i} e^{i\vec{k}' \cdot (\vec{R}_n + \vec{r}_j)} \psi_{\beta, \vec{k}'}^{s_j} + \eta e^{i\vec{k}' \cdot (\vec{r}_i)} \psi_{\beta, \vec{k}'}^{s_i} e^{i\vec{k} \cdot (\vec{R}_n + \vec{r}_j)} \psi_{\alpha, \vec{k}}^{s_j}) \times}{(e^{i\vec{k} \cdot (\vec{r}_l)} \psi_{\alpha, \vec{k}}^{s_l} e^{i\vec{k}' \cdot (\vec{R}_{n'} + \vec{r}_m)} \psi_{\beta, \vec{k}'}^{s_m} + \eta e^{i\vec{k}' \cdot (\vec{r}_l)} \psi_{\beta, \vec{k}'}^{s_l} e^{i\vec{k} \cdot (\vec{R}_{n'} + \vec{r}_m)} \psi_{\alpha, \vec{k}}^{s_m})}. \quad (\text{S28})$$

and by summation over R_i and R_l we get

$$M_{s_i s_j s_l s_m} =$$

$$\frac{1}{N} U_{ij}^\eta \sum_{\alpha, \beta, \vec{k}} \frac{F[\tilde{\epsilon}_{\beta, \vec{k}}] + F[\tilde{\epsilon}_{\alpha, -\vec{k}}] - 1}{\tilde{\epsilon}_{\beta, \vec{k}} + \tilde{\epsilon}_{\alpha, -\vec{k}}} \times$$

$$\frac{(\psi_{\alpha, \vec{k}}^{s_i} e^{i\vec{k} \cdot \vec{\Delta} r_{ij}} \psi_{\beta, -\vec{k}}^{s_j} + \eta \psi_{\beta, -\vec{k}}^{s_i} e^{-i\vec{k} \cdot \vec{\Delta} r_{ij}} \psi_{\alpha, \vec{k}}^{s_j}) \times}{(\psi_{\alpha, \vec{k}}^{s_l} e^{i\vec{k} \cdot \vec{\Delta} r_{lm}} \psi_{\beta, -\vec{k}}^{s_m} + \eta \psi_{\beta, -\vec{k}}^{s_l} e^{-i\vec{k} \cdot \vec{\Delta} r_{lm}} \psi_{\alpha, \vec{k}}^{s_m})}, \quad (\text{S29})$$

Where, $\vec{\Delta} r_{ij} = \vec{R}_i + \vec{r}_i - \vec{R}_j - \vec{r}_j = \vec{r}_i - \vec{R}_n - \vec{r}_j$, and $\vec{\Delta} r_{lm} = \vec{R}_l + \vec{r}_l - \vec{R}_m - \vec{r}_m = \vec{r}_l - \vec{R}_{n'} - \vec{r}_m$. We can rewrite this equation as matrix multiplication,

$$M = \mathcal{U}^\eta \mathcal{B}_\eta \mathcal{F} \mathcal{B}_\eta^\dagger, \quad (\text{S30})$$

The matrices in Eq. (S30), using Kronecker delta notation, δ are given by

$$[\mathcal{U}^\eta]_{L, L'} = \delta_{L, L'} U_L, \quad (\text{S31})$$

and

$$[\mathcal{B}_\eta]_{L, E} = \overline{(\psi_{\alpha, \vec{k}}^{s_i} e^{i\vec{k} \cdot \vec{\Delta} r_{ij}} \psi_{\beta, -\vec{k}}^{s_j} + \eta \psi_{\beta, -\vec{k}}^{s_i} e^{-i\vec{k} \cdot \vec{\Delta} r_{ij}} \psi_{\alpha, \vec{k}}^{s_j})}, \quad (\text{S32})$$

and

$$[\mathcal{F}]_{E, E'} = \frac{1}{N} \delta_{E, E'} \frac{F[\tilde{\epsilon}_{\beta, \vec{k}}] + F[\tilde{\epsilon}_{\alpha, -\vec{k}}] - 1}{\tilde{\epsilon}_{\beta, \vec{k}} + \tilde{\epsilon}_{\alpha, -\vec{k}}}, \quad (\text{S33})$$

where $U_L \equiv U_{ij}$, and we represent pair of energy indices and vertices using $E \equiv \alpha, \vec{k}; \beta, -\vec{k}$ and $L \equiv s_i; s_j$, respectively. We can also rewrite the linearized gap equation in the energy basis,

$$\Delta_{\alpha\beta}(\vec{k}) = \sum_{i, j} \Delta_{ij}^\eta (\psi_{\alpha, \vec{k}}^{s_i} e^{i\vec{k} \cdot \vec{\Delta} r_{ij}} \psi_{\beta, -\vec{k}}^{s_j} + \eta \psi_{\alpha, \vec{k}}^{s_j} e^{-i\vec{k} \cdot \vec{\Delta} r_{ij}} \psi_{\beta, -\vec{k}}^{s_i}). \quad (\text{S34})$$

Equivalently we can write previous equation compactly as $\Delta_E = [\mathcal{B}_\eta^\dagger]_{E, L} \Delta_L$.

The matrix production in Eq. (S30) is dense matrix multiplication. Considering all of the possible energy pairs results in huge matrices. However, we can consider only couples of states in E , that both of them have energy within a specified window, ω_d around the chemical potential similar to standard gap equation in translationally symmetric systems. This is because superconducting instability in usual system is instability of Fermi surface.

D. Fulde–Ferrell–Larkin–Ovchinnikov states

The eigenvectors of Eq. S30 consist of primary pairing instabilities and their corresponding Fulde–Ferrell–Larkin–Ovchinnikov (FFLO) states. The FFLO states look like primary pairing instabilities locally, but they are modulated by a phase factor. Usually,

these states have a smaller pairing eigenvalue than the main pairing channels and fill the spectrum of M . We found that FFLO states in our calculation are always subdominant and their pairing eigenvalue is very small. However, we will show that for some channel of pairing and near zero energy, inter-Dirac cone pairing leads to Kekule order which can be classified as a FFLO states (see Fig. S2).

E. Degenerate solution

Sometimes multiple degenerate solutions are obtained from the linearized gap equation. In the phase transition, these solutions have similar free energy, when their pairing amplitude is infinitesimal. However, by decreasing temperature and obtaining a finite value for pairing potential, a higher order of pairing potential becomes important in free energy. Usually, in these cases, the system brings a combination of those solutions to decrease free energy. If degeneracy happens between nodal pairing potential, the system picks a pairing potential that makes the superconductivity gaped. The new combination often breaks time-reversal symmetry and induces a nontrivial topological phase for the superconductor. We can expand free energy up to the fourth order of pairing potential,

$$\begin{aligned} \mathcal{F} &\approx \sum_{\alpha} \epsilon_{\alpha,e} F[\epsilon_{\alpha,e}] + \sum_{\alpha} \epsilon_{\alpha,e} F[\epsilon_{\alpha,e}] \\ &- \sum_{ij,\eta=\pm 1} |\Delta_{ij}^{\eta}|^2 / U_{ij} + \sum_{\alpha} \epsilon_{\alpha}, \end{aligned} \quad (\text{S35})$$

where, by using Eqs. (S11)-(S15)

$$\begin{aligned} \mathcal{F} &\approx \sum_{\alpha} \frac{F[\tilde{\epsilon}_{\alpha}] - F[-\tilde{\epsilon}_{\beta}]}{(\tilde{\epsilon}_{\alpha}) - (-\tilde{\epsilon}_{\beta})} \left| \sum_{\eta=\pm} \sum_{i,j} \Delta_{ij}^{\eta} (\psi_{\alpha}^i \psi_{\beta}^j + \eta \psi_{\alpha}^j \psi_{\beta}^i) \right|^2 \\ &- \sum_{ij,\eta=\pm 1} |\Delta_{ij}^{\eta}|^2 / U_{ij} + \Delta \mathcal{F} + \text{Constant} \end{aligned} \quad (\text{S36})$$

Note that to derive Eq. (S16), we first neglect terms beyond the second order and minimize Eq. (S36) concerning pairing potential, Δ_{ij}^{η} .

Now consider a general combination of degenerate pairing potential

$$\Delta = \sum_{i_1=1,\dots,n_d} \psi_{i_1} \Delta_{\alpha\beta}^{(i_1)}, \quad \text{where} \quad \sum_{i_1=1,\dots,n_d} |\psi_{i_1}|^2 = 1, \quad (\text{S37})$$

n_d , n_d is the number of degenerate solutions, and (i_1) indicates different degenerate pairing potentials. We assume that pairing is given in energy indices, which can be found through Eq. (S34). Different combinations of pairing potential give the same free energy up to the second perturbation order. The fourth-order correction in free energy is provided by

$$\Delta \mathcal{F} = \sum_{i_1, i_2, i_3, i_4} \psi_{i_1} \psi_{i_2}^* \psi_{i_3} \psi_{i_4}^* \Delta \mathcal{F}_{i_1 i_2 i_3 i_4}, \quad (\text{S38})$$

where

$$\begin{aligned} \Delta \mathcal{F}_{i_1 i_2 i_3 i_4} &= \\ &\sum_{\alpha\beta\eta\gamma} F[\tilde{\epsilon}_{\alpha}] \frac{\Delta_{\alpha\beta}^{(i_1)} (\Delta_{\gamma\beta}^{(i_2)})^* \Delta_{\gamma\eta}^{(i_3)} (\Delta_{\alpha\eta}^{(i_4)})^*}{(\tilde{\epsilon}_{\alpha} + \tilde{\epsilon}_{\beta})(\tilde{\epsilon}_{\alpha} - \tilde{\epsilon}_{\gamma})(\tilde{\epsilon}_{\alpha} + \tilde{\epsilon}_{\eta})} \\ &- \sum_{\alpha\beta\eta} F[\tilde{\epsilon}_{\alpha}] \frac{\Delta_{\alpha\beta}^{(i_1)} (\Delta_{\alpha\beta}^{(i_2)})^* \Delta_{\alpha\eta}^{(i_3)} (\Delta_{\alpha\eta}^{(i_4)})^*}{(\tilde{\epsilon}_{\alpha} + \tilde{\epsilon}_{\beta})^2 (\tilde{\epsilon}_{\alpha} + \tilde{\epsilon}_{\eta})} \\ &- \sum_{\alpha\beta\eta\gamma} F[-\tilde{\epsilon}_{\alpha}] \frac{(\Delta_{\beta\alpha}^{(i_2)})^* \Delta_{\beta\gamma}^{(i_1)} (\Delta_{\eta\gamma}^{(i_4)})^* \Delta_{\eta\alpha}^{(i_3)}}{(\tilde{\epsilon}_{\alpha} + \tilde{\epsilon}_{\beta})(\tilde{\epsilon}_{\alpha} - \tilde{\epsilon}_{\gamma})(\tilde{\epsilon}_{\alpha} + \tilde{\epsilon}_{\eta})} \\ &+ \sum_{\alpha\beta\eta} F[-\tilde{\epsilon}_{\alpha}] \frac{(\Delta_{\beta\alpha}^{(i_2)})^* \Delta_{\beta\alpha}^{(i_1)} (\Delta_{\eta\alpha}^{(i_4)})^* \Delta_{\eta\alpha}^{(i_3)}}{(\tilde{\epsilon}_{\alpha} + \tilde{\epsilon}_{\beta})^2 (\tilde{\epsilon}_{\alpha} + \tilde{\epsilon}_{\eta})}. \end{aligned} \quad (\text{S39})$$

We can find the superconducting instabilities channel with the lowest free energy by probing $\Delta\mathcal{F}$ within possible combinations of degenerate pairing potentials. Indeed we confirm that degenerate pairings always go to chiral pairing.

S3. SUPPLEMENTARY FIGURES AND DISCUSSION

In this section, we provide further figures and discussion to support the main paper.

A. Phase diagram for different attraction channels

In Fig. S1, we summarize all calculations in a single figure for different channels of pairings. To determine pairing characteristics, we use trial pairings in the decoupled limit. We list several trial pairings in Fig. S3. In Fig. S1(a), the attraction is onsite and leads to s-wave on the broad range of the chemical potential.

In Fig. S1(b), we consider the nearest neighbor spin singlet attraction channel, where mostly d-wave is dominant. Note, however, that in some QCvHS, d*-wave or s-wave can be selected. Here, due to underlying symmetry, d-wave and d*-wave have a double degeneracy ($d_{x^2-y^2}$ with d_{xy} or $d_{x^2-y^2}^*$ with d_{xy}^*).

In Fig. S1(c), we consider the nearest neighbor spin triplet attraction channel, where mostly p-wave or p*-wave is dominant. Due to underlying symmetry, p-wave and p*-wave have a double degeneracy (p_x with p_y or p_x^* with p_y^*). Note that the approximant that we use here and in the main paper does not respect the Kekule unit cell. However, one can obtain the same angle rotated quasicrystal by starting with the Kekule unit cell and rotating it. In Fig. S2, we found that near zero energy in the nearest neighbor spin triplet attraction, and for supercell respecting Kekule ordering, pairing with Kekule ordering appears, which has a 2*2 degeneracy (2 layers and 2 valleys). This pairing is inter-Dirac cone, breaking the original translational symmetry and having finite total momentum. Near zero energy, the Fermi surface becomes circular, allowing pairing within one valley with constant total momentum and consequently enhancing the appearance of Kekule superconductivity.

In Fig. S1(d), we consider the next nearest neighbor spin singlet attraction channel, where mostly s-wave is dominant. Note, however, that near the main VHS, d-wave or d*-wave is most favorable.

In Fig. S1(e), we consider the next nearest neighbor spin triplet attraction channel, where mostly f-wave is dominant. Note that d-wave (or d*-wave) and p-wave (or p*-wave) are double degenerate. The f-wave pairing is nearly degenerate due to slight deviation (due to approximant), and we expect dual degeneracy in the quasicrystal limit due to D_{6d} symmetry. Note that chiral pairing near zero energy is not valuable or important as two mono-layer graphenes are already gapped without chiral pairing. However, in larger doping where f-wave pairing may give nodal superconductivity for the mono-layer case, $f \pm if$ can become more favorable and remove nodes in TBGQC.

In general, for attraction that contains all neighbors with different distances and mixture of triplet and singlet, their relative amplitude of attraction, and the resulting eigenvalue can determine what is the dominant pairing symmetry.

Near zero energy, effectively, layers are weakly coupled, and the pairing eigenvalue difference between d-wave (p-wave or s-wave) and d*-wave (p*-wave or s*-wave) is small. However, the pairing eigenvalue difference is larger in QER.

B. Distribution of pairing eigenvector for different channels of attraction

In the following, we plot Δ_{ij} to illustrate the distribution of the pairing eigenvector in real space. We do this by drawing a line starting from vertex i and extending along a vector connecting i to j . The length of this line indicates the relative amplitude, and the colors represent the sign of the pairing (blue for negative and red for positive).

To better understand the symmetry of the pairing, we also use polar plots. For this, we determine the polar angle that connects i to j and then draw a line in that direction, extending from $r = r_0$ to $r = r' > r_0$, where $r' - r_0$ captures the relative amplitude. Similarly, the colors indicate the sign of the pairing. We also randomly rotate these lines within a small angle to avoid overlap.

In Fig. S3(b-e), we present both the real space and polar plots of trial pairings. Note the following characteristics:

- s-wave: Exhibits a constant color in all directions.
- s*-wave: Alternates in color in the polar plot.
- d-wave and d*-wave: Opposite directions have the same color, and there are four and eight nodes in the polar plot.
- p-wave and p*-wave: Opposite directions have the opposite color, and for p-wave two nodes are present.
- f-wave: Opposite directions have the opposite color and six nodes exist.

These plots help visualize various pairing states. Furthermore, as pairing is uniform through the lattice structure in the decoupled limit, we can see that in polar and real space plots there is no fluctuation while we can see later that in QER there is.

In Fig. S4, we plot the dominant pairing in different chemical potentials. First, in QER, the distribution of pairing is position dependent, and a large fluctuation in the polar plot is seen. While in PER ($\mu = -0.11$) it is even. Note that at $\mu = -1.96$ s-wave type of pairing was established, which by deviating chemical potential quickly suppressed its eigenvalue. The number in each

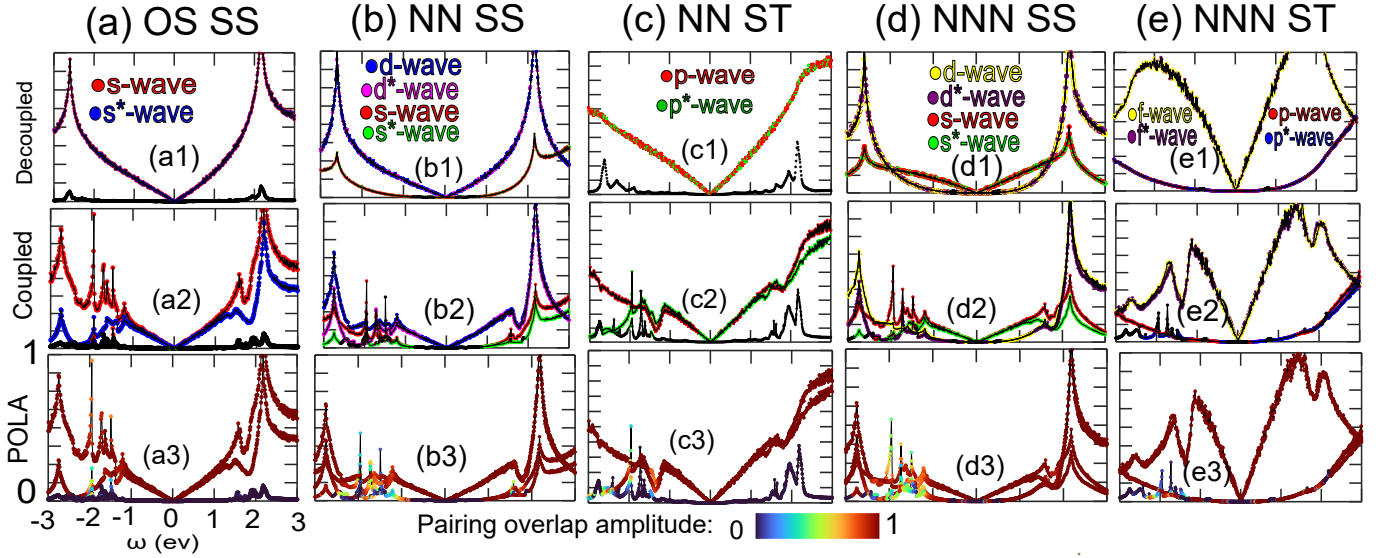


FIG. S1. (a1-e1, a2-e2) The largest eigenvalue of M is plotted versus chemical potential $\mu = \omega$. The larger eigenvalue indicates a higher possibility of the superconducting instability towards the corresponding eigenvector. To understand, the symmetry of a given eigenvector, we calculate overlap of it with already known trial pairing potential. We appoint the characteristics of the given eigenvector as the trial pairing potential with the largest overlap amplitude (POA). The colors show the characteristics of corresponding pairing instabilities. The black indicates that no trial pairing potential can describe the given pairing eigenvector. The calculation in (a1-e1) [(a2-e2)] is given for decoupled (coupled) graphene layers. In (a3-e3) similar to (a2-e2), we plot the largest eigenvalue of M , but colors show the value of the largest POA. Dark brown indicates perfect overlap with a high symmetric pairing potential, while colors going toward blue indicate less POA, and dark blue (and black) indicate no overlap. In the inset, we zoom in on the energy interval $\omega \in [-2.5, -1]$ eV, where the vertical axis shows POA and color shows the corresponding symmetry of the most probable superconducting instability. The POA is almost one in any range of energy except the aperiodical regime of the energy spectrum. When POA is approaching one (zero), the pairing potential distribution is even (strongly fluctuating). The attraction channels for each column is written on the top and are (a) onsite spin singlet [OS SS], (b) nearest neighbor spin singlet [NN SS], (c) nearest neighbor spin triplet [NN ST], (d) next nearest neighbor spin singlet [NNN SS], and (e) next nearest neighbor spin triplet [NNN ST], respectively.

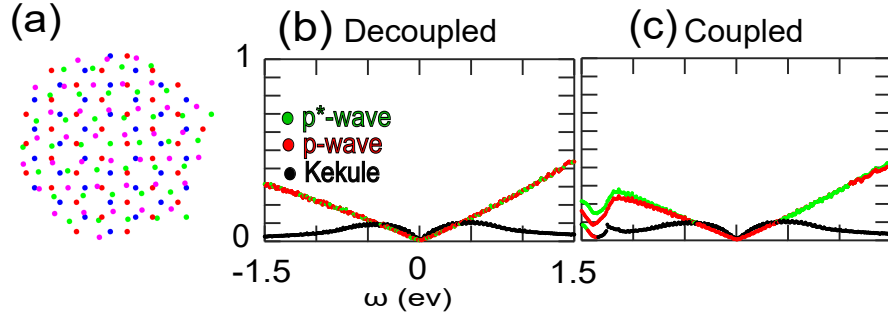


FIG. S2. Dominant pairing eigenvalue for nearest neighbor spin triplet attraction with respecting Kekule unit cell ($\theta = 32.2042$) shows four-fold degenerate (2 layers and 2 valleys) Kekule superconductivity (Black curve) around zero energy. (a) approximant supercell. (b) coupled and (c) decoupled phase diagram.

plot shows the relative eigenvalue compared to the largest eigenvalue. In Fig. S5, we plot the evolution of dominate paring by increasing layer distance, where quasiperiodicity is decreasing. We can see that the aperiodic s-wave pairing is very sensitive to the quasi-periodicity strength. Furthermore, the difference between d-wave and d*-wave is suppressed by increasing layer distance. Note that since layer distance is important for stabilizing aperiodic s-wave pairing, we expect that TBGQC may exhibit aperiodic superconductivity or even phase transition under the application of vertical pressure.

In Fig. S6 we plot dominant pairing for nearest neighbor spin-triplet pairing attraction. we can see strong aperiodicity for p*-wave in $\mu = -1.96$. While generally, weak aperiodicity exists for p-wave or p*-wave in other QER, in PER ($\mu = -0.11$) it is completely absent.

In Fig. S7 we plot dominant pairing for the next nearest neighbor spin-singlet pairing attraction. We can see strong aperiodicity for s-wave in QER, while in PER constant s-wave pairing is dominated.

In Fig. S8 we plot dominant pairing for the next nearest neighbor spin-triplet pairing attraction. we can see for the dominant f-wave pairing, no aperiodicity exists for the whole energy range. Note that the first and second f-wave pairings have slight eigenvalue differences and in the quasicrystal limit we expect they become degenerated due to underlying D_{6d} symmetry.

C. Discussion on topological superconductivity in TBGQC

Close to zero energy, two layers are weakly coupled and therefore the degeneracy of dominant pairing is nearly doubled (e.g. d_{xy} , $d_{x^2-y^2}$, d_{xy}^* , and $d_{x^2-y^2}^*$). On the other hand, it is known that for monolayers, both d -wave and p -wave show sign changes on the Fermi surface and therefore lead to nodal pairing superconductivity [4]. However, degenerate nodal pairings are unstable and the system can lower its free energy by obtaining gapped chiral pairing (e.g. $d_{xy} + id_{x^2-y^2}$ or $d_{xy} - id_{x^2-y^2}$) instabilities from them [4–8]. This leads to the spontaneous breaking of time-reversal symmetry and the emergence of gapped topological superconductivity with nontrivial Chern number $\mathcal{C} \neq 0$. Although we expect chiral pairings are always favorable for each monolayer superconductor, layers can obtain either the same chiral pairing (e.g. $d_{xy} + id_{x^2-y^2}$ for the top layer and $d_{xy} + id_{x^2-y^2}$ for the bottom layer) or the opposite chiral pairing (e.g. $d_{xy} + id_{x^2-y^2}$ for the top layer and $d_{xy} - id_{x^2-y^2}$ for the bottom layer). We found that for the same chiral pairing of p-wave and d-wave (with and without *), the Bott index (see Sec. S4), which is equivalent to the Chern number in quasicrystals [9, 10], is twice that of the monolayer graphene case [8] ($|\mathcal{C}| = 2 \times 2$). Although the Bott index is vanishing for the opposite chiral pairing, it may still lead the system to exhibit higher-dimensional topological phases similar to Kekule and f-wave pairing instabilities [11–13]. Note that in QER, d-wave has larger pairing eigenvalue than d*-wave; therefore, unique same chiral pairing can be achieved for both layers.

D. Degree of aperiodicity

Consider a pairing matrix in the decoupling limit. We diagonalize this matrix to obtain different pairing eigenvectors $|\Delta_i^0\rangle$ and their corresponding eigenvalues ζ_i^0 .

When we introduce layer coupling as a perturbation, we modify the pairing matrix by adding a perturbative term M' to the original matrix M [Note that this separation is also perturbatively and we cannot generally do it as it constructed as a complex multiplication of wave functions]. In perturbation theory, the perturbed eigenvalues ζ_i and eigenvectors $|\Delta_i\rangle$ are calculated as corrections to the unperturbed solutions.

For the first-order correction to the eigenvalues, we have:

$$\zeta_i \approx \zeta_i^0 + \text{eig}(\langle \Delta_i^0 | M' | \Delta_{i'}^0 \rangle), \quad (\text{S40})$$

where i and i' are in degenerate pairing (in layer decoupled limit we have always layer degeneracy) instabilities, and "eig" refers to eigenvalues. However, despite degenerate first-order perturbation can explain the change in pairing eigenvalues, it can not explain the inhomogeneity of the pairing eigenvectors, as all degenerate Δ_i states have uniform distribution with similar symmetry but on different layers.

To understand the effect on the eigenvectors, we have to use perturbation theory that takes all other instabilities:

$$|\Delta_j\rangle \propto |\Delta_j^0\rangle + \sum_{\zeta_i \neq \zeta_j} \frac{\langle \Delta_i^0 | M' | \Delta_j^0 \rangle}{\zeta_j^0 - \zeta_i^0} |\Delta_i^0\rangle$$

This expression shows that the first-order correction to the eigenvector $|\Delta_j^0\rangle$ is a sum over the contributions from all other states $|\Delta_i^0\rangle$ weighted by the perturbation matrix element $\langle \Delta_i^0 | M' | \Delta_j^0 \rangle$ and the inverse of the pairing eigenvalue difference $(\zeta_j^0 - \zeta_i^0)$. Two factors are crucial here:

1. **Numerator:** The matrix element $\langle \Delta_i^0 | M' | \Delta_j^0 \rangle$ indicates matrix element between different channels of pairing due to perturbed pairing matrix and is proportional to the strength of the coupling between the layers.
2. **Denominator:** The pairing eigenvalue difference $\zeta_j^0 - \zeta_i^0$ shows how close or far apart are the pairing instabilities in their pairing eigenvalues.

For capturing aperiodicity effects beyond eigenvalue changes, we must consider how the perturbed eigenvectors $|\Delta_j^1\rangle$ acquire characteristics from other states. This depends on both the strength of the perturbation or layer coupling (numerator) and the proximity of the pairing eigenvalues (denominator).

Note that non-periodical and inhomogeneous pairings are typically at $\zeta_i^0 = 0$. Therefore, for achieving aperiodical pairing for $|\Delta_i\rangle$, the pairing eigenvalue ζ_j^0 must be small. Hence, larger ζ_j^0 requires a stronger layer coupling via M' to significantly perturb and mix these states with $\zeta_i^0 = 0$.

In the context of the NNN-ST pairing (Fig. S1(e)), f-wave pairings are generally separated significantly from other pairing instabilities and it becomes maximized at QER (energy range where layer coupling is strong and gives larger $\langle \Delta_i^0 | M' | \Delta_j^0 \rangle$). Maximizing pairing eigenvalue in QER means that for the f-wave pairing, it is less likely to be perturbed aperiodically. We found that f-wave pairings almost don't show aperiodicity, even in QER (see Fig. S8).

Conversely, in other attraction channels such as NN-SS (Fig. S1(b)), NNN-SS (Fig. S1(d)), pairing eigenvalues do not become maximized at QER and therefore they are more susceptible to become aperiodical pairings.

E. Temperature and generation dependence of the phase diagram

In Fig. S9, we found that increasing approximant generation enhances quasiperiodic superconductivity near QCvHS. This can be observed by noting that near QCvHS, the pairing amplitude (with s-wave and s*-wave) decreases. Increasing the temperature in Equation S33 for the calculation does not change the phase diagram and overall fact that in QCvHS, the pairing overlap amplitude decreases.

S4. BOTT INDEX

The Bott index serves as a topological invariant, equivalent to the first Chern number, which is already employed to investigate nontrivial states in quasicrystals. To compute the Bott index, we first obtain BdG wavefunctions. We define the occupation projector onto wavefunctions corresponding to negative energy,

$$P = \sum_{\epsilon_\lambda < 0} |\psi_\lambda\rangle \langle \psi_\lambda|. \quad (\text{S41})$$

In terms of this projector and $Q = I - P$, with I being the identity operator, we define the projected position operators,

$$U_X = P e^{i2\pi X} P + Q, \quad U_Y = P e^{i2\pi Y} P + Q, \quad (\text{S42})$$

where X and Y are the position operators given by

$$X = \text{Diag}[x_1, x_1, \dots, x_N, x_N, x_1, x_1, \dots, x_N, x_N]. \quad (\text{S43})$$

Here, N is the total number of vertices, x_i is the x coordinate of the i th vertex rescaled to $[0, 1]$, and similarly for Y . Note that in Eq. S43 we use the same position for both the electron and hole parts. The Bott index is defined by

$$B = \frac{1}{2\pi} \text{Im}(\text{Tr}[\log(U_Y U_X U_Y^\dagger U_X^\dagger)]), \quad (\text{S44})$$

which quantifies to be a nonzero integer (zero) in topologically nontrivial (trivial) phases. As the Bott index calculation needs a large system with periodic boundary conditions (PBC), we employ graphene quasicrystal approximant with $\tau_D(g) = 19/11$ which contains 5404 carbon atoms. We found that for energy near zero energy but finite, the same chiral of p and d always gives $|C| = 2$, while assuming opposite chiral pairing for two layers leads to a vanishing Chern number.

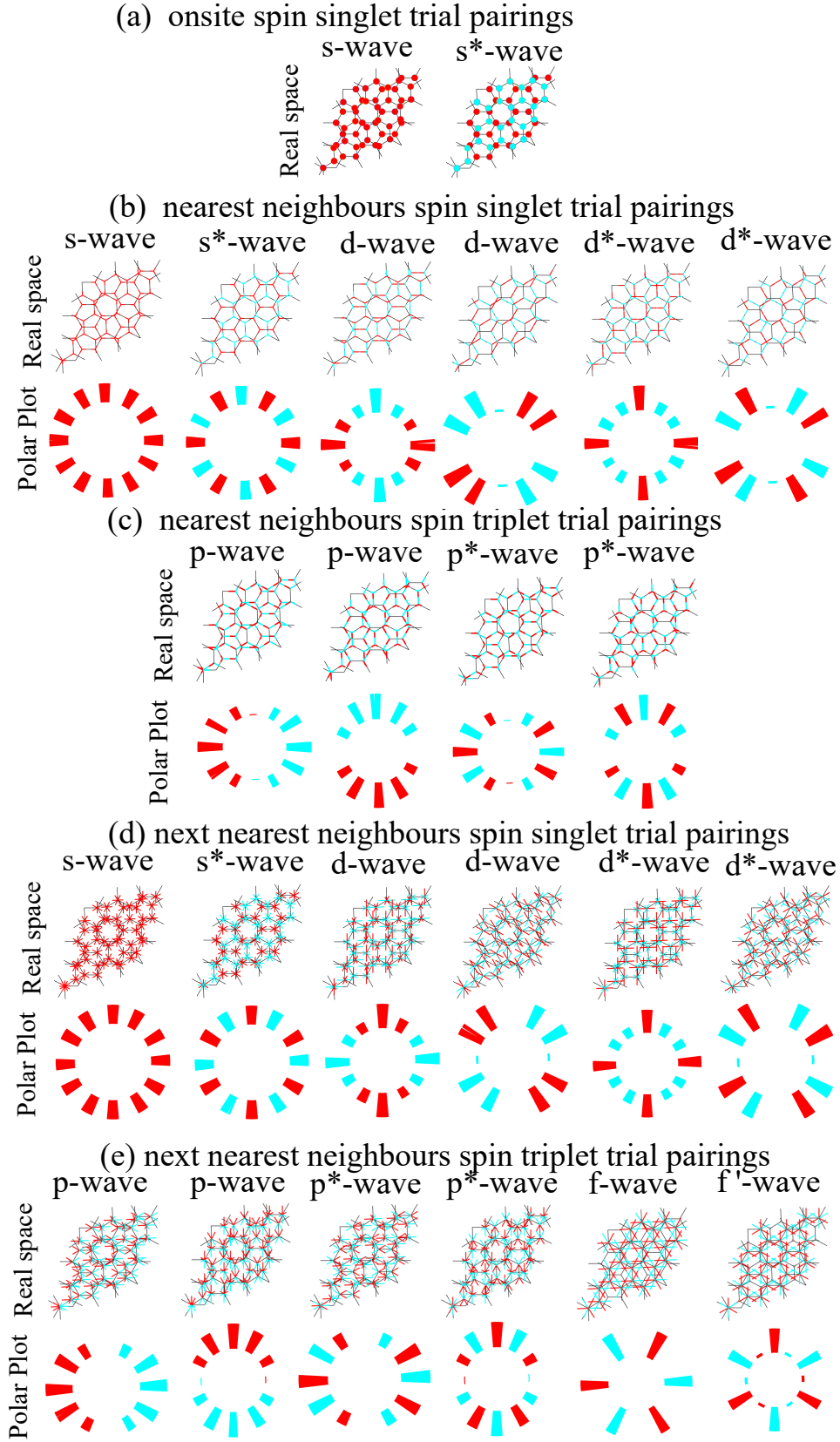


FIG. S3. Real space and polar plot of the distribution of trial pairing potential for $\tau_D(2) = 2/1$. We plot Δ_{ij} by drawing a line starting from vertex i and extending along a vector connecting i to j . The length of this line indicates the relative amplitude, and the colors represent the sign of the pairing (blue for negative and red for positive). For polar plots below some panels, we determine the polar angle that connects i to j and then draw a line in that direction, extending from $r = r_0$ to $r = r' > r_0$, where $r' - r_0$ captures the relative amplitude. Similarly, the colors indicate the sign of the pairing. We also randomly rotate these lines within a small angle to avoid overlap.




FIG. S4. Real space and polar plot of the distribution of pairing for nearest neighbor spin-singlet pairing attraction. We plot Δ_{ij} by drawing a line starting from vertex i and extending along a vector connecting i to j . The length of this line indicates the relative amplitude, and the colors represent the sign of the pairing (blue for negative and red for positive). For polar plots below some panels, we determine the polar angle that connects i to j and then draw a line in that direction, extending from $r = r_0$ to $r = r' > r_0$, where $r' - r_0$ captures the relative amplitude. Similarly, the colors indicate the sign of the pairing. We also randomly rotate these lines within a small angle to avoid overlap.

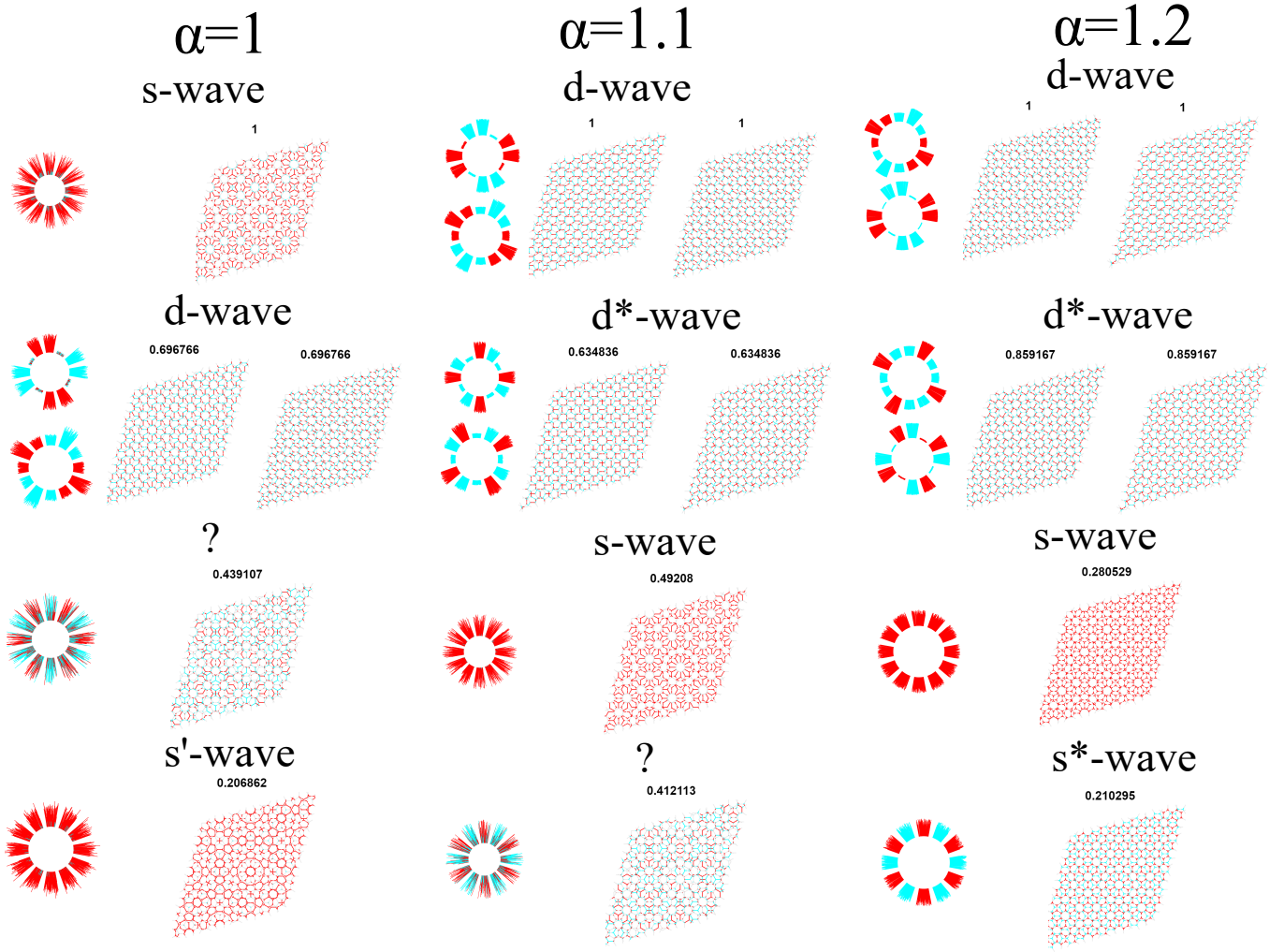


FIG. S5. Evolution of dominant pairings versus layer decoupling $h_z \rightarrow \alpha h_z$, where $\alpha = 1$ is TBGQC and $\alpha \gg 1$ is two decoupled graphene layers. We choose $\mu = -1.96$. As we can see in large α , the pairing eigenvalue difference of d and d^* is suppressing. Furthermore, aperiodic s-wave pairing is sensitive to quasiperiodic strength which decreases by increasing layer distance. We plot Δ_{ij} by drawing a line starting from vertex i and extending along a vector connecting i to j . The length of this line indicates the relative amplitude, and the colors represent the sign of the pairing (blue for negative and red for positive). For polar plots below some panels, we determine the polar angle that connects i to j and then draw a line in that direction, extending from $r = r_0$ to $r = r' > r_0$, where $r' - r_0$ captures the relative amplitude. Similarly, the colors indicate the sign of the pairing. We also randomly rotate these lines within a small angle to avoid overlap.

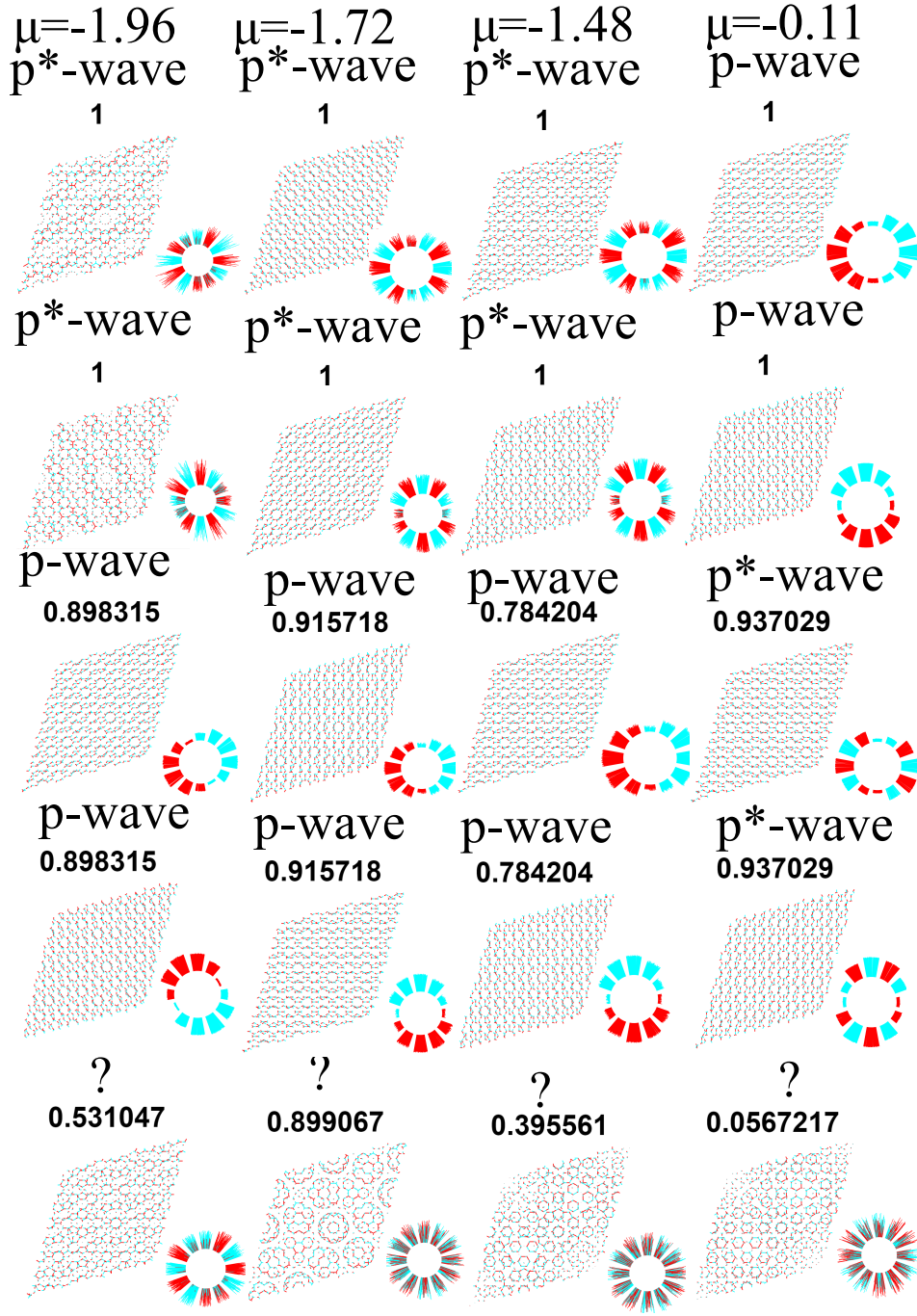


FIG. S6. Real space and polar plot of the distribution of pairing for nearest neighbor spin-triplet pairing attraction. We plot Δ_{ij} by drawing a line starting from vertex i and extending along a vector connecting i to j . The length of this line indicates the relative amplitude, and the colors represent the sign of the pairing (blue for negative and red for positive). For polar plots below some panels, we determine the polar angle that connects i to j and then draw a line in that direction, extending from $r = r_0$ to $r = r' > r_0$, where $r' - r_0$ captures the relative amplitude. Similarly, the colors indicate the sign of the pairing. We also randomly rotate these lines within a small angle to avoid overlap.

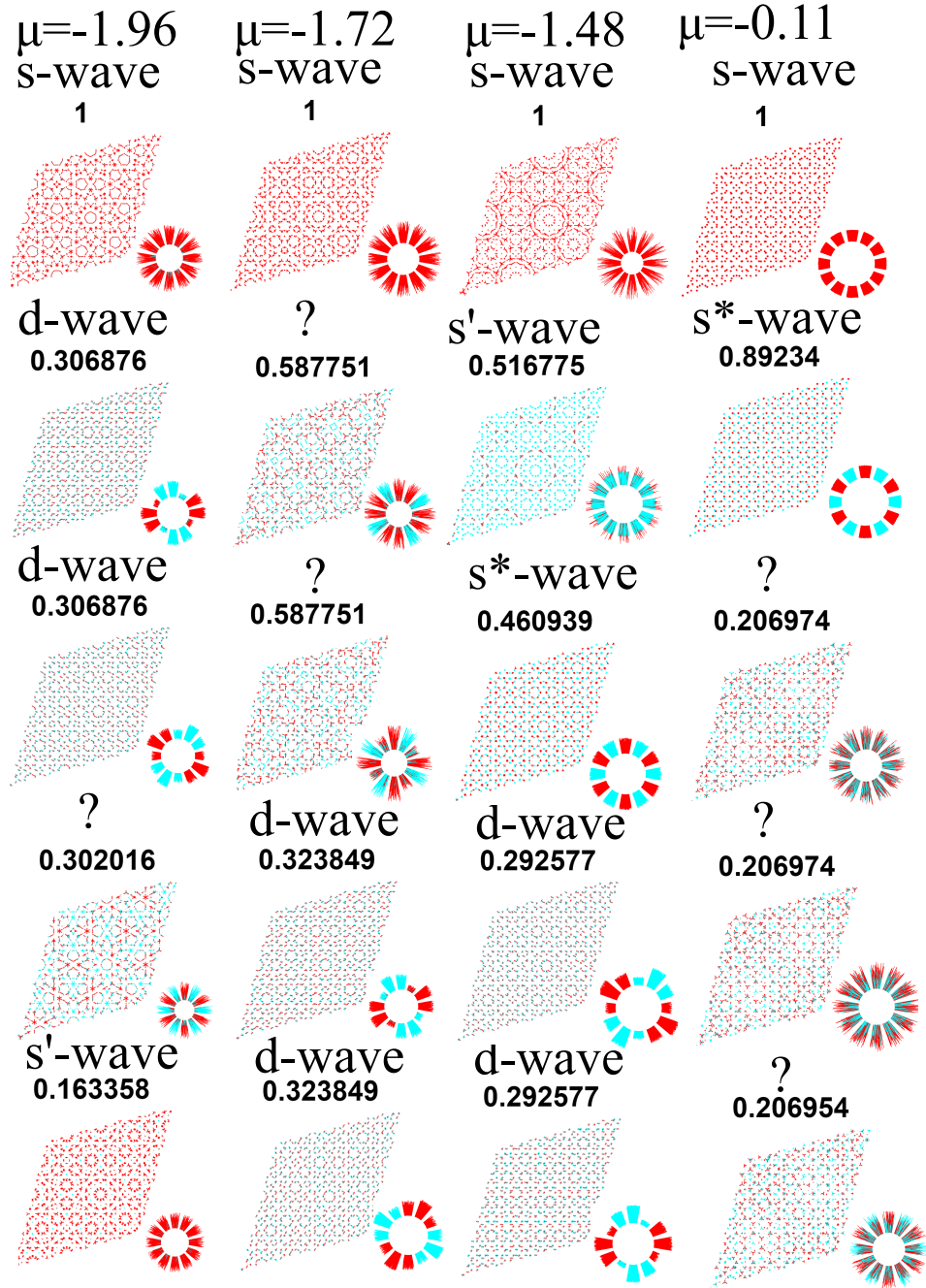


FIG. S7. Real space and polar plot of the distribution of pairing for next nearest neighbor spin-singlet pairing attraction. We plot Δ_{ij} by drawing a line starting from vertex i and extending along a vector connecting i to j . The length of this line indicates the relative amplitude, and the colors represent the sign of the pairing (blue for negative and red for positive). For polar plots below some panels, we determine the polar angle that connects i to j and then draw a line in that direction, extending from $r = r_0$ to $r = r' > r_0$, where $r' - r_0$ captures the relative amplitude. Similarly, the colors indicate the sign of the pairing. We also randomly rotate these lines within a small angle to avoid overlap.

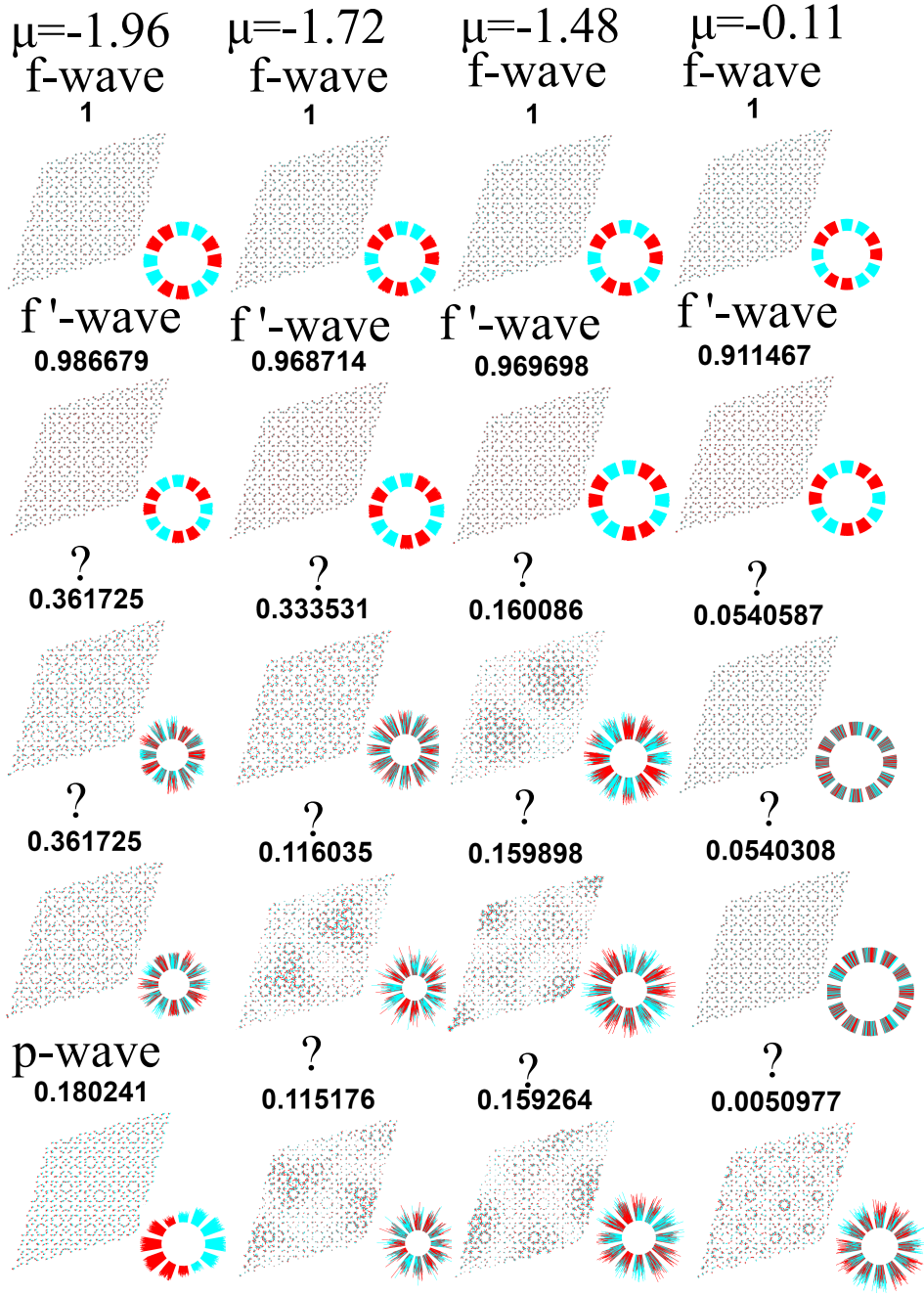


FIG. S8. Real space and polar plot of the distribution of pairing for next nearest neighbor spin-triplet pairing attraction. We plot Δ_{ij} by drawing a line starting from vertex i and extending along a vector connecting i to j . The length of this line indicates the relative amplitude, and the colors represent the sign of the pairing (blue for negative and red for positive). For polar plots below some panels, we determine the polar angle that connects i to j and then draw a line in that direction, extending from $r = r_0$ to $r = r' > r_0$, where $r' - r_0$ captures the relative amplitude. Similarly, the colors indicate the sign of the pairing. We also randomly rotate these lines within a small angle to avoid overlap.

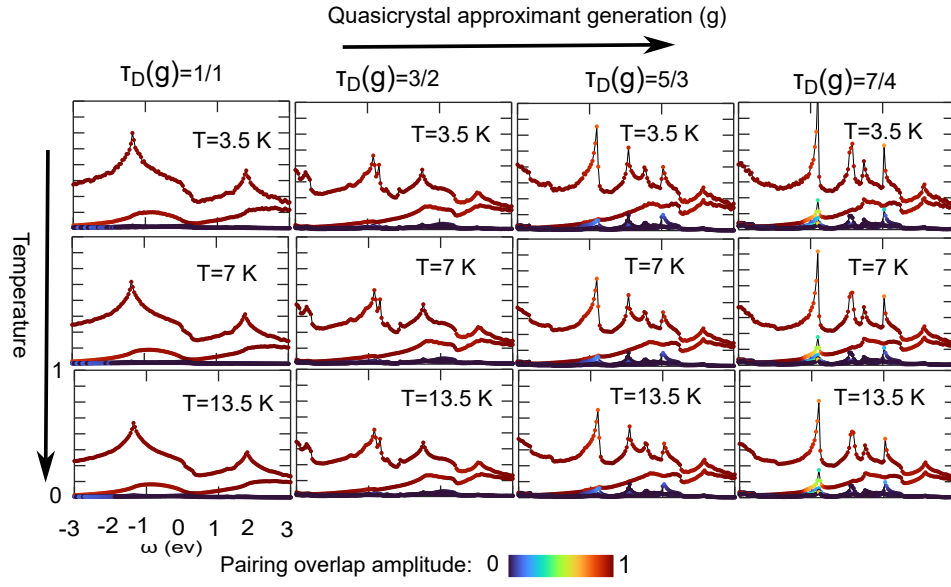


FIG. S9. Pairing eigenvalue of dominant pairing potentials for spin-singlet onsite attraction channel versus temperature T_c and approximant generation. The colorbar show pairing overlap amplitude with s-wave or s*-wave. With increasing approximant generation, the system becomes more quasiperiodic. Especially near some QCvHS pairing overlap decreases and superconductivity becomes more aperiodical. Changing temperature does not change qualitatively the superconducting phase diagram.

- [1] G. Yu, Z. Wu, Z. Zhan, M. I. Katsnelson, and S. Yuan, Electronic structure of 30° twisted double bilayer graphene, *Phys. Rev. B* **102**, 115123 (2020).
- [2] G. Yu, Z. Wu, Z. Zhan, M. I. Katsnelson, and S. Yuan, Dodecagonal bilayer graphene quasicrystal and its approximants, *npj Computational Materials* **5**, 122 (2019).
- [3] S. J. Ahn, P. Moon, T.-H. Kim, H.-W. Kim, H.-C. Shin, E. H. Kim, H. W. Cha, S.-J. Kahng, P. Kim, M. Koshino, Y.-W. Son, C.-W. Yang, and J. R. Ahn, Dirac electrons in a dodecagonal graphene quasicrystal, *Science* **361**, 782 (2018), <https://www.science.org/doi/pdf/10.1126/science.aar8412>.
- [4] A. M. Black-Schaffer and C. Honerkamp, Chiral d-wave superconductivity in doped graphene, *Journal of Physics: Condensed Matter* **26**, 423201 (2014).
- [5] C. Kallin and J. Berlinsky, Chiral superconductors, *Reports on Progress in Physics* **79**, 054502 (2016).
- [6] R. Nandkishore, L. S. Levitov, and A. V. Chubukov, Chiral superconductivity from repulsive interactions in doped graphene, *Nature Physics* **8**, 158 (2012).
- [7] F. Liu, C.-C. Liu, K. Wu, F. Yang, and Y. Yao, $d + id'$ chiral superconductivity in bilayer silicene, *Phys. Rev. Lett.* **111**, 066804 (2013).
- [8] A. Crépieux, E. Pangburn, L. Haurie, O. A. Awoga, A. M. Black-Schaffer, N. Sedlmayr, C. Pépin, and C. Bena, Superconductivity in monolayer and few-layer graphene. ii. topological edge states and chern numbers, *Phys. Rev. B* **108**, 134515 (2023).
- [9] T. A. Loring, A guide to the bott index and localizer index (2019), [arXiv:1907.11791 \[math-ph\]](https://arxiv.org/abs/1907.11791).
- [10] R. Ghadimi, T. Sugimoto, K. Tanaka, and T. Tohyama, Topological superconductivity in quasicrystals, *Phys. Rev. B* **104**, 144511 (2021).
- [11] T. Li, M. Geier, J. Ingham, and H. D. Scammell, Higher-order topological superconductivity from repulsive interactions in kagome and honeycomb systems, *2D Materials* **9**, 015031 (2021).
- [12] H. D. Scammell, J. Ingham, M. Geier, and T. Li, Intrinsic first- and higher-order topological superconductivity in a doped topological insulator, *Phys. Rev. B* **105**, 195149 (2022).
- [13] R. Ghadimi, S. H. Lee, and B.-J. Yang, Boundary-obstructed topological superconductor in buckled honeycomb lattice under perpendicular electric field, *Phys. Rev. B* **107**, 224511 (2023).