

# NUMERICAL ASPECTS OF INTEGRATION IN PHYSICS-INFORMED NEURAL NETWORKS MODELLING

Josef Daněk<sup>1</sup> and Jan Pospíšil\*<sup>1</sup>

<sup>1</sup>Department of Mathematics, Faculty of Applied Sciences,  
University of West Bohemia, Univerzitní 2732/8, 301 00 Plzeň, Czech Republic,

Received 9 August 2024

## Abstract

In this paper we numerically analyse problems that arise in numerical integration used in various problems that are nowadays being solved by physics-informed neural networks. In particular we show how inaccurately evaluated integrands can lead to severe precision problems. The tricky and serious part of the problem is especially in its detection, when for example a simple macroscopic visualization of the integrand does not indicate any potential problems and obtained results are often wrongly treated as correct. To solve the problem, it is crucial to decide if it is sufficient to evaluate the integrand in the standard double arithmetic or if a higher precision arithmetic has to be used. We compare and recommend numerical quadratures for selected examples and different parameter values, especially for problematic cases.

*Keywords:* variable precision arithmetic; numerical integration; adaptive quadrature; physics-informed neural networks

*MSC classification:* 65D30; 65G30; 68T07

*ACM classification:* G.1.0; G.1.4; I.2.6; J.2

*JEL classification:* C63

## Contents

<b>1</b>	<b>Introduction</b>	<b>2</b>
<b>2</b>	<b>Inaccurately evaluated functions</b>	<b>3</b>
2.1	Inverse Fourier transform integrand example . . . . .	3
2.2	Problematic quartic function example . . . . .	4
<b>3</b>	<b>Numerical quadratures and their failures</b>	<b>7</b>
3.1	Inverse Fourier transform integration . . . . .	7
3.2	Integration of the problematic quartic function . . . . .	8
3.3	Calculation of Fourier coefficients . . . . .	10
<b>4</b>	<b>Heat equation problem</b>	<b>13</b>
<b>5</b>	<b>Physics-informed neural network model</b>	<b>16</b>
<b>6</b>	<b>Conclusion</b>	<b>19</b>

---

\*Corresponding author, honik@kma.zcu.cz

# 1 Introduction

Floating-point numbers are widely used in physics-related numerical calculations because they are easy to understand in this context. They have become the standard method for representing real numbers in computers. The IEEE-754 Standard, established in 1985, has significantly contributed to the widespread adoption of floating-point arithmetic by providing clear and practical guidelines for its implementation. To recall the history of floating-point arithmetic as well as its specification mandated by the IEEE-754 Standard we refer to the recent survey by [Boldo, Jeannerod, Melquiond, and Muller \(2023\)](#).

However, in many mathematical models we can observe that IEEE-754 Standard 32-bit or 64-bit floating-point format (denoted `binary32` or `binary64` respectively) is not always fully sufficient, see for example works by [Bailey and Borwein \(2005\)](#), who studied especially applications in physics ([Bailey, Barrio, and Borwein, 2012](#); [Bailey and Borwein, 2015](#)). Computations that require higher than `double` precision for robust and exact decision making were introduced in [Pal, Koul, Musadeekh, Ramakrishna, and Basu \(2004\)](#). For a brief overview of numerical quadratures and their failures we refer the reader to the Section 4 in [Daněk and Pospíšil \(2020\)](#).

Physics-informed neural networks (PINNs) modelling involves among others a numerical calculation of integrals that usually depend on several model parameters. Optimization tasks consist of large number of integral evaluations with high precision and low computational time requirements. However, for some model parameters, many numerical quadrature algorithms fail to meet these requirements. We can observe an enormous increase in function evaluations, serious precision problems and a significant increase of computational time.

To overcome the problems caused by the floating-point arithmetic limits, high-precision or variable-precision arithmetic is a rapidly growing part of scientific computing environments. In the above mentioned papers we can find among others currently available software packages for high-precision floating-point arithmetic. For example in MATLAB, there exists a possibility of defining variables and perform numerical calculations in variable-precision arithmetic using the `vpa` bundle that is part of the Symbolic Math Toolbox (according to the documentation, `vpa` was introduced already before R2006a). Variable in the name suggests that a user can set the number of significant digits arbitrary, by default it is 32 significant digits. Numerical integration using variable precision was introduced later in MATLAB R2016b, however, it can be used only for functions that can be easily converted to symbolic expressions.

In recent years we can identify a systematic research in the area of computer arithmetic that are regularly presented for example at the IEEE International Symposia on Computer Arithmetic (ARITH) or newly at International Conferences for Next Generation Arithmetic (CoNGA). One area of research focus on correctly rounded evaluation of elementary and special functions, see for example a survey by [Brisebarre, Hanrot, Muller, and Zimmermann \(2024\)](#). Some techniques are based on the error free transformations of the elementary floating point operations (additions, subtraction, multiplication and division) such as `TwoSum` algorithm by [Knuth \(1997\)](#) that requires 6 floating point operations (flop) or `TwoProd` algorithm by [Dekker \(1971\)](#) that require 17 flop. These two algorithms are for example used in the compensated Horner's scheme to evaluate accurately the polynomials ([Langlois and Louvet, 2007](#)).

In terms of accurate higher precision numerical quadratures, the research is not at all systematic and the majority papers focus only on solutions tailored to specific problems. For papers with a more general impact we refer to the results about Gauss–Legendre quadrature by [Fousse \(2007a\)](#), Newton–Cotes quadratures by [Fousse \(2007b\)](#) or Gauss–Turán quadrature by [Gautschi \(2014\)](#). A comparison of three high-precision quadrature schemes was performed on several testing examples by [Bailey, Jeyabalan, and Li \(2005\)](#), namely the Gaussian quadrature (`quadgs`), an error function based quadrature scheme (`quaderf`), and a tanh–sinh quadrature (`quadts`) were analysed and compared.

In our original conference paper [Daněk and Pospíšil \(2015\)](#) we show that even a very simple quadratic function can produce serious numerical problems if evaluated incorrectly. In a subsequent paper [Daněk and Pospíšil \(2020\)](#) we analysed more complicated integrands that occur in inverse Fourier transforms integrals. Although the motivation comes from the option pricing problems in mathematical finance, we can observe similar misbehaviour in many multi-physics and multi-scale models as well. In this paper we show that in some cases it is actually necessary to use the high or variable precision arithmetic (`vpa`) in order to get correct integration results that are crucial for the training of neural networks. The aim of this paper is to show how similar problems arise in PINNs modelling and how to handle the precision within desired bounds.

The structure of the paper is as follows. In Section 2, we introduce the inaccurately evaluated functions of interest. Both a rather complicated integrand from the mathematical finance as well as a simple quartic polynomial examples are presented. In Section 3, we compare different numerical quadratures applied to studied integrals and suggest a usage the variable precision arithmetic in problematic cases. In the second part of the paper we study the heat equation with one spatial variable where the initial condition is our inaccurately evaluated function of interest. In Section 4 we show how inaccuracy influences the analytical solution and in Section 5 how it behaves in the numerical approximation of the solution calculated using PINNs. We conclude in Section 6.

## 2 Inaccurately evaluated functions

IEEE-754 Standard specifies `double` precision binary floating-point format as `binary64` having 1 sign bit, 11 bits for exponent and 53 bits for significand precision (1 bit is implicit and 52 bits are explicitly stored). Machine epsilon<sup>1</sup> (or machine precision) is an upper bound on the relative approximation error due to rounding in floating point number systems. In `binary64` this value (in particular the interval machine epsilon<sup>2</sup>) is  $\epsilon = 2^{-52} \approx 2.22\text{e-}16$ . Among physical constants<sup>3</sup> we can find those that are many degrees smaller than this value and many being on the other hand extremely huge. Therefore, one can easily imagine many arithmetic operations with these constants in `double` precision can become problematic.

In the past we witnessed already several examples when erroneous navigation input to the rocket's guidance system (not only in Ariane 5) lead to the placement of satellites to the wrong orbit. Many other particular examples not only from physics can be found for example in the papers by Bailey, Barrio, and Borwein (2012); Bailey and Borwein (2005, 2015).

For the purposes of presented manuscript we analyse two different examples of functions that in the models have to be numerically integrated for which an accurate evaluation is crucial. In Subsection 2.1 we start with a motivating example coming from mathematical finance that was for the first time introduced by Daněk and Pospíšil (2020). To avoid rather complicated formulas in order to clarify the main message of the present manuscript, in Subsection 2.2 we describe in detail how a simple polynomial of fourth order can be inaccurately evaluated very easily.

### 2.1 Inverse Fourier transform integrand example

Let us now consider a motivating example coming from mathematical finance that was for the first time studied by Daněk and Pospíšil (2020). It can be shown (Baustian, Mrázek, Pospíšil, and Sobotka, 2017) that in the so called approximate fractional stochastic volatility jump-diffusion (AFSVJD) model the price of a European call option with strike price  $K$  and time to maturity  $\tau$  can be written using the inverse complex Fourier transforms integral as

$$V = S - Ke^{-r\tau} \frac{1}{\pi} \int_{0+i/2}^{+\infty+i/2} \underbrace{e^{-ikX} \frac{\hat{F}(k, v, \tau)}{k^2 - ik} \phi(-k)}_{f(k)} dk, \quad (1)$$

with  $X = \ln \frac{S}{K} + r\tau$ , fundamental transform  $\hat{F}(k, v, \tau) = \exp(C(k, \tau) + D(k, \tau)v)$  and

$$\begin{aligned} C(k, \tau) &= \kappa\theta \underbrace{\left(Y\tau - \frac{2}{B^2}\right)}_{C_1(k, \tau)} \underbrace{\ln\left(\frac{1 - ge^{-d\tau}}{1 - g}\right)}_{C_2(k, \tau)}, & D(k, \tau) &= Y \frac{1 - e^{-d\tau}}{1 - ge^{-d\tau}}, & Y &= -\frac{k^2 - ik}{b + d}, \\ g &= \frac{b - d}{b + d}, & d &= \sqrt{b^2 + B^2(k^2 - ik)}, & b &= \kappa + ik\rho B, & B &= \varepsilon^{H-1/2}\sigma, \\ \phi(k) &= \exp\left\{-i\lambda\beta k \tau + \lambda\tau \left[\hat{\varphi}(k) - 1\right]\right\}, & \hat{\varphi}(k) &= \exp\left\{i\mu_J k - \frac{1}{2}\sigma_J^2 k^2\right\}, \\ \beta &= \exp\{\mu_J + \sigma_J^2/2\} - 1. \end{aligned}$$

In this paper we omit all the mathematical finance details and focus strictly on the integrand  $f(k)$  and its numerical integral later in Subsection 3.1.

In Figure 1 we consider market data for European call options to the FTSE 100 index dated 8 January 2014, see (Pospíšil and Sobotka, 2016), namely  $\tau = 0.120548, K = 6250, r = 0.009, S = 6721.8$  and model parameters as listed directly in the picture. Similarly as Daněk and Pospíšil (2020) we demonstrate the numerical misbehaviour by changing only the values of  $\sigma$  and also the zoom depth. Whereas the inaccurately enumerated values are in `double` precision arithmetic (red), the smooth values are in `vpa` (blue). In detailed zoom we can see that for greater values of  $\sigma$ , inaccuracies are more of local character, and for decreasing  $\sigma$  we observe not only oscillating imprecision, but also a severe numerical bias, see bottom pictures for  $\sigma = 0.000001$ . Bottom right picture with even more detailed zoom of the `double` evaluated integrand reveals inaccurate numerical oscillations that are not visible on the less detailed zoom on the left.

<sup>1</sup>For different definitions see for example [https://en.wikipedia.org/wiki/Machine\\_epsilon](https://en.wikipedia.org/wiki/Machine_epsilon).

<sup>2</sup>It is the largest relative interval between two nearest numbers in finite-precision, i.e.  $\epsilon = b^{-(p-1)}$ , where  $b$  is the base and  $p$  is the precision.

<sup>3</sup>See for example [https://en.wikipedia.org/wiki/List\\_of\\_physical\\_constants](https://en.wikipedia.org/wiki/List_of_physical_constants).

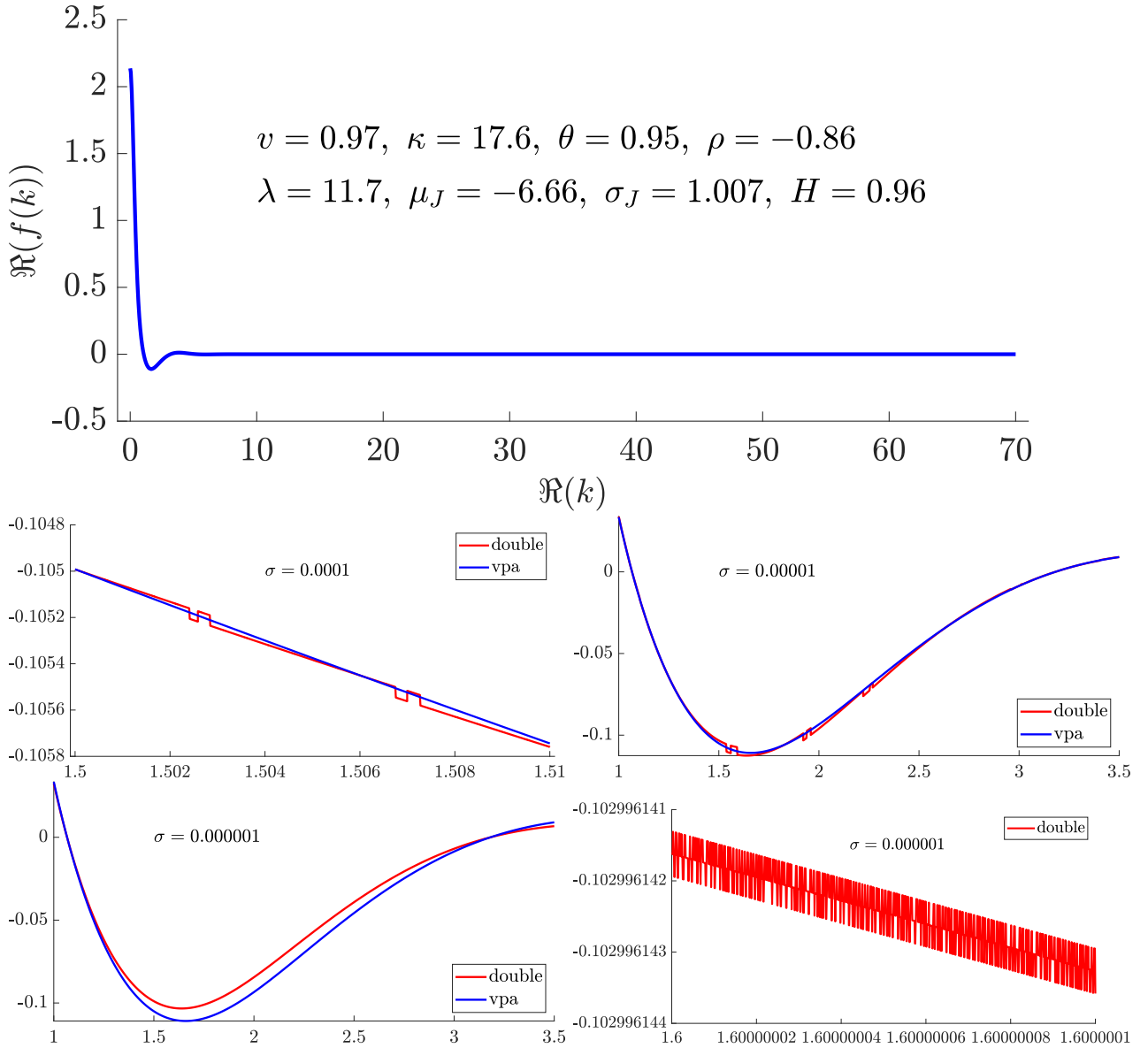


Figure 1: Function  $f(k)$  for some values of  $\sigma$ .

## 2.2 Problematic quartic function example

Let us now consider a simple continuous bounded real function  $\phi(x)$  of one real variable

$$\phi(x) = (b^2(x) - a^2(x))/\delta, \quad (2)$$

where

$$a(x) = x + \delta^2,$$

$$b(x) = \sqrt{a^2(x) + \delta(x-1)^2(x+1)^2}.$$

Function  $\phi(x)$  depends *internally* on some real parameter  $\delta > 0$ . This particular example has its simplified form

$$\phi(x) = (x-1)^2(x+1)^2 \quad (3)$$

that even does not depend on  $\delta$ . It is worth to mention that such simplification is usually not possible like in the example in Section 2.1. We denote the MATLAB implementations of both forms as `phi_double()` (that implements (2)) and `phi_exact()` (that implements (3)), see Figure 2.

We further introduce the so called variable precision arithmetic (`vpa`), also called high or arbitrary precision arithmetic. In MATLAB, `vpa(x,d)` uses variable precision arithmetic to evaluate each element of the symbolic input `x` to at least `d` significant digits, where `d` is the value of the `digits` function, whose default value is

```

function value=phi_double(x,opt)
    delta = opt.delta;
    a      = x + delta.^2;
    b      = (a.^2+delta.*(x-1).^2.*(x
        +1).^2).^5;
    value  = (b.^2-a.^2)./delta;
end

```

```

function value=phi_exact(x,opt)
    % delta = opt.delta;
    value  = (x-1).^2.*(x+1).^2;
end

```

Figure 2: MATLAB implementation of functions `phi_double()` and `phi_exact()`.

```

function value=phi_vpa(x,opt)
    delta = opt.delta;
    a      = vpa(x + delta.^2);
    b      = vpa((a.^2+delta.*(x-1).^2.*(x+1).^2).^5);
    value  = vpa((b.^2-a.^2)./delta);
    value  = double(value);
end

```

Figure 3: MATLAB implementation of function `phi_vpa()`.

32. MATLAB implementation `phi_vpa()` of our function in variable precision arithmetic is listed in Figure 3. Please note that the high precision value is at the end converted back to `double`.

Figure 4 demonstrates the inaccuracy in evaluating the function values for different values of the parameter  $\delta$ . Whereas a global view to the function  $\phi(x)$  for values of  $\delta$  less than ca 10000 (top left picture) does not show any discrepancies, a detailed zoom (top right picture) indicates the differences in evaluating the function values in `double` (blue) and `vpa` (red) arithmetic. It is worth to remind that the differences between `exact` and `vpa` (converted back to `double`) values are within the machine precision. Increasing values of  $\delta$  further increases the inaccuracies of the `phi_double()`. For  $\delta$  equal to 225000 (bottom right picture) or greater `phi_double()` returns zero for all arguments.

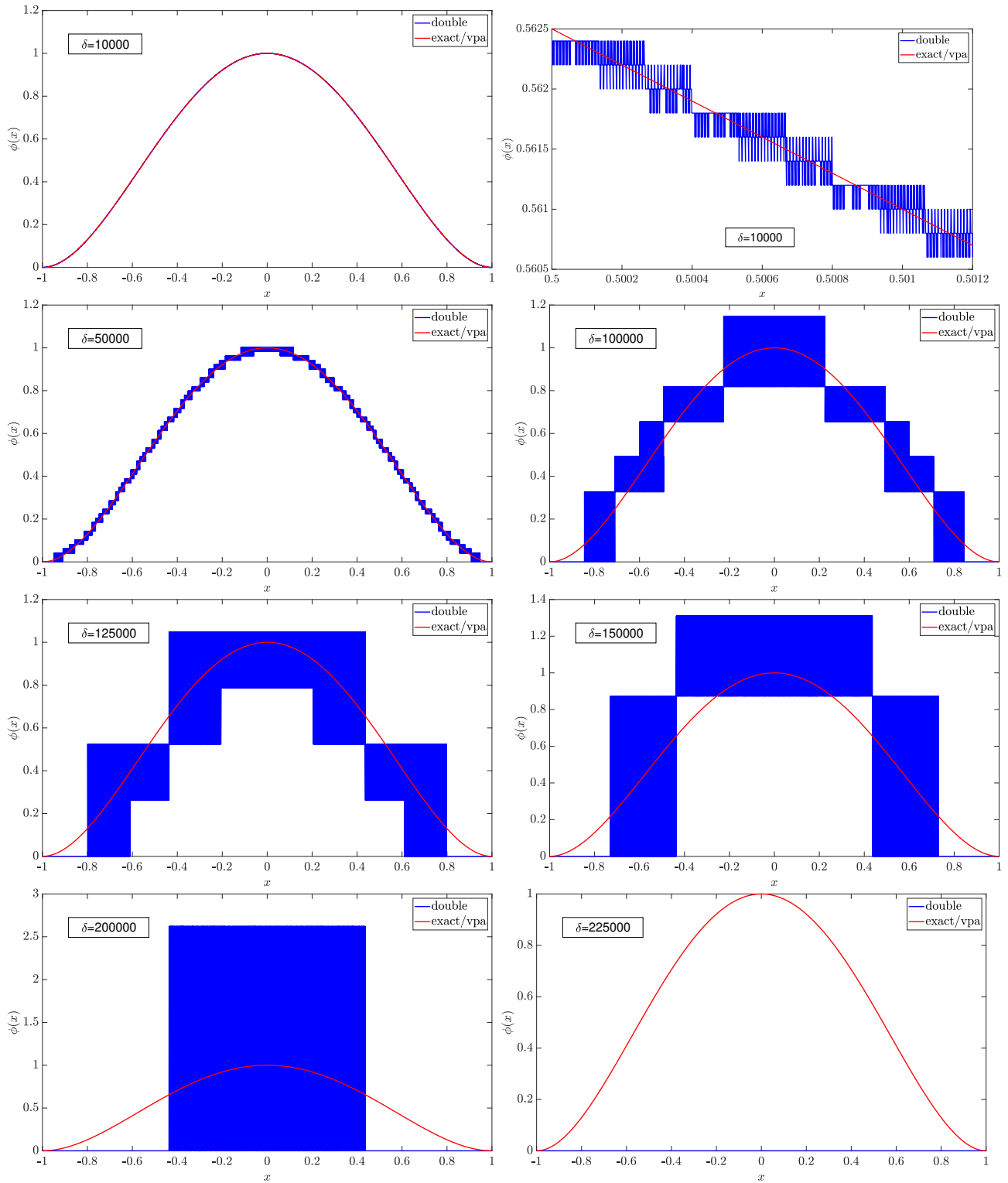


Figure 4: Detailed views to the inaccurately evaluated function `phi_double()` (blue) in comparison to the accurate `phi_vpa()` (red) for different values of  $\delta$ .

### 3 Numerical quadratures and their failures

The aim of this section is to show how numerical quadratures **fail** to numerically evaluate the integral of functions introduced in the previous section within a prescribed precision. Moreover, if adaptive quadratures are used, we observe an enormous increase of function evaluations and hence the **increase of computational time**.

Tested quadratures (existing functions in MATLAB):

**integral**: adaptive Gauss quadrature, in particular GaussKronrod(7,15),

**quad**: adaptive Simpson quadrature,

**quadl**: adaptive Lobatto quadrature,

**trapz**: trapezoidal numerical integration,

**vpaintegral**: adaptive Gauss quadrature, again GaussKronrod(7,15), but in variable precision arithmetic, or more precisely in symbolic operations, i.e. the integrand must be convertible to a symbolic expression.

Adaptive numerical quadratures either fail or in more recent versions of MATLAB at least warn you that the approximate bound on error is huge or that the maximum number of function evaluations was reached. In the tables below we will denote these two types of warnings using numbered superscripts as

**Warning<sup>1</sup>**: Reached the limit on the maximum number of intervals in use. Approximate bound on error is .... The integral may not exist, or it may be difficult to approximate numerically to the requested accuracy.

**Warning<sup>2</sup>**: Maximum function count exceeded; singularity likely.

Failure of the adaptiveness of the general Gauss-Kronrod( $n, 2n+1$ ) quadrature on even a piece-wise constant function is described in Example 4.1 in Daněk and Pospíšil (2020) where authors suggest how to set the adaptive refinement in order to satisfy the local error estimate to be within the prescribed relative error, but even if this local error bound is zero, the value of the calculated integral does not have to be precise at all.

Further, by **integral\_vpa** we denote the method in which the integrand (values of the integrated function) is evaluated in the variable precision arithmetic with the result being converted back to **double**. Similarly we denote **quadl\_vpa** and **trapz\_vpa**.

For all quadratures we set the same error tolerances, absolute tolerance **AbsTol=1e-12** and relative tolerance **RelTol=1e-8** with only one exception, namely for **vpaintegral** default values **AbsTol=1e-10** and **RelTol=1e-6** were used.

Following the same structure as in the previous section, in Subsection 3.1 we will first numerically integrate the function  $f(k)$  coming from mathematical finance (introduced in Subsection 2.1) and in Subsection 3.2 the numerical integral of function  $\phi(x)$  (introduced in Subsection 2.2). Since this function  $\phi(x)$  will serve as the main example later in the paper, in Subsection 3.3 we also show how inaccuracy of the quadratures changes when the function is multiplied by the Fourier basis functions.

#### 3.1 Inverse Fourier transform integration

Let us now evaluate the integral in (1), in particular

$$I = \int_{0+i/2}^{L+i/2} f(k) dk, \quad (4)$$

where  $L = 100$  is chosen for demonstration purposes only. Due to the complicated form of function  $f(k)$  that depends on many parameters, see (1), the exact result is not known. In Table 1 we can see comparison of different quadratures applied to (4) that is depicted in Figure 1. In the last column, Fevals denote the number of function (integrand) evaluations, i.e. the number of adaptive refinements. As we can see, for all values of  $\sigma$ , **integral\_vpa**, **quadl\_vpa** and **trapz\_vpa** gives results comparable within the machine precision and computational times. The value of **integral\_vpa** is therefore taken as the reference value and the value Error in the third column is the difference to this value. If **vpa** is not used, all quadratures are naturally much faster, but less precise. It is worth to emphasize that even if calculating the integrand in **vpa** is time consuming, the computational time can be comparable to the case when the integrand is calculated in **double** arithmetic only, which is caused by a massive increase of adaptive refinements caused by the inaccurate evaluation and hence the increase of Fevals that are in the order of hundreds of thousands.

To understand the results of **vpaintegral** one has to realize that its argument is a function that is inaccurately evaluated in **double** arithmetic and the function tries to convert it to the symbolic expression that

cannot be further simplified. Results obtained by `vpaintegral` in comparison to `integral_vpa` are less precise and more time consuming, in particular precision worsens and computational time increases with decreasing  $\sigma$ . As we can see in Table 1 for  $\sigma = 0.00001$ , the computational time of `vpaintegral` is more than four times higher than for `integral_vpa` even for weaker tolerances that are described above.

Table 1: Comparison of different quadratures applied to (4) for some values of parameter  $\sigma$ .

Method	Value	Error	Time [s]	Fevals
<i>case <math>\sigma = 0.001</math></i>				
<code>integral</code>	0.7768149482534377	0.0000001607693588	2.825	271200
<code>integral_vpa</code>	0.7768147874840788	0.0000000000000000	7.486	390
<code>vpaintegral</code>	0.7768147879892994	0.0000000005052205	0.389	1
<code>quad</code>	0.7769560723152419	0.0001412848311630	0.131	5010
<code>quadl</code>	0.9420883388070267	0.1652735513229479	0.082	2024
<code>quadl_vpa</code>	0.7768147874840784	-0.0000000000000004	6.979	236
<code>trapz-0.01</code>	0.7768149982921251	0.0000002108080462	0.014	1
<code>trapz-0.001</code>	0.7768149922690513	0.0000002047849724	0.025	1
<code>trapz_vpa-0.01</code>	0.7768147874840787	-0.0000000000000001	12.131	1
<i>case <math>\sigma = 0.0001</math></i>				
<code>integral</code>	0.7768395484341176	0.0000247608438022	6.508	584700
<code>integral_vpa</code>	0.7768147875903154	0.0000000000000000	8.523	390
<code>vpaintegral</code>	0.7768146694066477	-0.0000001181836677	4.652	1
<code>quad</code>	0.7769532420467165	0.0001384544564010	0.146	5016
<code>quadl</code>	0.9352610191414621	0.1584462315511467	0.102	2030
<code>quadl_vpa</code>	0.7768147875903146	-0.0000000000000008	8.152	236
<code>trapz-0.01</code>	0.7768424929317990	0.0000277053414836	0.010	1
<code>trapz-0.001</code>	0.7768394964992882	0.0000247089089728	0.030	1
<code>trapz_vpa-0.01</code>	0.7768147875903151	-0.0000000000000003	12.740	1
<i>case <math>\sigma = 0.00001</math></i>				
<code>integral</code>	0.7682354116124637	-0.0085793759884747	1.460	94680
<code>integral_vpa</code>	0.7768147876009384	0.0000000000000000	8.577	390
<code>vpaintegral</code>	0.7768968651904418	0.0000820775895034	36.579	1
<code>quad</code>	0.7682368656720007	-0.0085779219289377	0.129	4392
<code>quadl</code>	0.7681158192130139	-0.0086989683879245	0.113	2024
<code>quadl_vpa</code>	0.7768147876009377	-0.0000000000000007	8.133	236
<code>trapz-0.01</code>	0.7682814251749993	-0.0085333624259391	0.013	1
<code>trapz-0.001</code>	0.7682369706788630	-0.0085778169220754	0.030	1
<code>trapz_vpa-0.01</code>	0.7768147876009375	-0.0000000000000009	11.891	1

### 3.2 Integration of the problematic quartic function

The goal is to evaluate

$$J = \int_{-1}^1 \phi(x) dx. \quad (5)$$

Although the exact result ( $16/15 \approx 1.066666666666667$ ) of the simplified `phi_exact()` is known, many numerical quadratures fail to numerically evaluate the integral of `phi_double()` within a prescribed precision. In contrast to the previous example, when the further simplification of the integrand was not possible and the integration results were not satisfactory, here the automatic conversion of `phi_double()` to symbolic expression performed by `vpaintegral` gives exactly the `phi_exact()` and hence the exact integration result. Further we compare the integration results of quadratures `integral`, `quad`, `quadl` and `trapz` applied to integrands `phi_double()`, `phi_vpa()` and `phi_exact()`. In Table 2 we can see the results of numerical integration for different quadratures and different values of  $\delta$ . As we can see all quadratures applied to `phi_vpa()` or `phi_exact()` gives the exact results, what differs is the computational time, `integral` and `quad` being the fastest. When the quadratures were applied to `phi_double()` their results were problematic, worsening with increasing  $\delta$ . For higher  $\delta$ , the inaccuracy of the integrand evaluation is higher and hence the Fevals in the adaptive quadrature algorithm. In the last column we indicate the appearance of the above mentioned warnings. It is worth to



mention that one has to be careful with low computational times that can sometimes occur for inaccurately evaluated integrand. The case  $\delta = 250000$  gives a completely wrong result 0.0000000000000000, because the integrand is already completely wrongly evaluated, see also Figure 4. Similarly as in the previous example, the massive increase of adaptive refinements is caused by the inaccurately evaluated integrand which leads to a huge increase of Fevals and consequently also the computational times, see for example the case  $\delta = 100000$  for `quad` and `quadl`.

Table 2: Comparison of different quadratures applied to (5) for some values of parameter  $\delta$ .

Integral Rule	$\delta$	Integrand Rule	Value	Time [s]	Fevals	Warning
<code>integral</code>	1000	<code>phi_double</code>	1.066666662383775	0.287	12	No
		<code>phi_vpa</code>	1.0666666666666666	0.175	1	No
		<code>phi_exact</code>	1.0666666666666666	0.062	1	No
<code>quad</code>	1000	<code>phi_double</code>	1.066666641747667	0.133	14	No
		<code>phi_vpa</code>	1.0666666666666667	0.245	14	No
		<code>phi_exact</code>	1.0666666666666667	0.126	14	No
<code>quadl</code>	1000	<code>phi_double</code>	1.066666543018575	0.065	2	No
		<code>phi_vpa</code>	1.0666666666666667	0.100	2	No
		<code>phi_exact</code>	1.0666666666666667	0.061	2	No
<code>trapz</code>	1000	<code>phi_double</code>	1.066666666650391	0.058	1	No
		<code>phi_vpa</code>	1.0666666666666667	4.953	1	No
		<code>phi_exact</code>	1.0666666666666667	0.054	1	No
<code>integral</code>	10000	<code>phi_double</code>	1.066667217711548	0.146	11	Yes <sup>1</sup>
		<code>phi_vpa</code>	1.0666666666666666	0.230	1	No
		<code>phi_exact</code>	1.0666666666666666	0.073	1	No
<code>quad</code>	10000	<code>phi_double</code>	1.066721252633333	0.160	22	No
		<code>phi_vpa</code>	1.0666666666666666	0.237	14	No
		<code>phi_exact</code>	1.0666666666666667	0.125	14	No
<code>quadl</code>	10000	<code>phi_double</code>	1.066649867548471	0.704	128	No
		<code>phi_vpa</code>	1.0666666666666667	0.105	2	No
		<code>phi_exact</code>	1.0666666666666667	0.064	2	No
<code>trapz</code>	10000	<code>phi_double</code>	1.066667380000000	0.054	1	No
		<code>phi_vpa</code>	1.0666666666666667	5.057	1	No
		<code>phi_exact</code>	1.0666666666666667	0.056	1	No
<code>integral</code>	100000	<code>phi_double</code>	1.073588382586770	0.189	12	Yes <sup>1</sup>
		<code>phi_vpa</code>	1.0666666666666666	0.170	1	No
		<code>phi_exact</code>	1.0666666666666666	0.072	1	No
<code>quad</code>	100000	<code>phi_double</code>	1.075099781351111	25.521	5006	Yes <sup>2</sup>
		<code>phi_vpa</code>	1.0666666666666667	0.245	14	No
		<code>phi_exact</code>	1.0666666666666667	0.134	14	No
<code>quadl</code>	100000	<code>phi_double</code>	1.075775476723900	11.940	2024	Yes <sup>2</sup>
		<code>phi_vpa</code>	1.0666666666666667	0.112	2	No
		<code>phi_exact</code>	1.0666666666666667	0.071	2	No
<code>trapz</code>	100000	<code>phi_double</code>	1.071808512000000	0.062	1	No
		<code>phi_vpa</code>	1.0666666666666667	5.591	1	No
		<code>phi_exact</code>	1.0666666666666667	0.063	1	No
<code>integral</code>	250000	<code>phi_double</code>	0.000000000000000	0.082	1	No
		<code>phi_vpa</code>	1.0666666666666666	0.224	1	No
		<code>phi_exact</code>	1.0666666666666666	0.078	1	No
<code>quad</code>	250000	<code>phi_double</code>	0.000000000000000	0.104	4	No
		<code>phi_vpa</code>	1.0666666666666667	0.248	14	No
		<code>phi_exact</code>	1.0666666666666667	0.139	14	No
<code>quadl</code>	250000	<code>phi_double</code>	0.000000000000000	0.072	2	No
		<code>phi_vpa</code>	1.0666666666666667	0.137	2	No
		<code>phi_exact</code>	1.0666666666666667	0.075	2	No
<code>trapz</code>	250000	<code>phi_double</code>	0.000000000000000	0.061	1	No
		<code>phi_vpa</code>	1.0666666666666667	5.516	1	No
		<code>phi_exact</code>	1.0666666666666667	0.088	1	No

### 3.3 Calculation of Fourier coefficients

Let us now consider basis functions

$$g_n(x) = \sin(\pi(2n-1)(x+1)/2), \quad n \in \mathbf{N}, \quad (6)$$

that are even, orthonormal at  $[-1, 1]$  and satisfy  $g_n(-1) = g_n(1) = 0$ . Alternatively, an equivalent formula

$$g_n(x) = (-1)^{n+1} \cos(\pi(2n-1)x/2), \quad n \in \mathbf{N},$$

can be considered.

The goal now is to evaluate the Fourier coefficients

$$A_n = \int_{-1}^1 \phi(x)g_n(x) dx, \quad n \in \mathbf{N}. \quad (7)$$

In Figure 5 we can see how the integrand changes for different values of  $n$ . The differences in evaluating the integrand values in double (blue) and vpa (red) arithmetic for  $\delta = 100000$  are visually obvious.

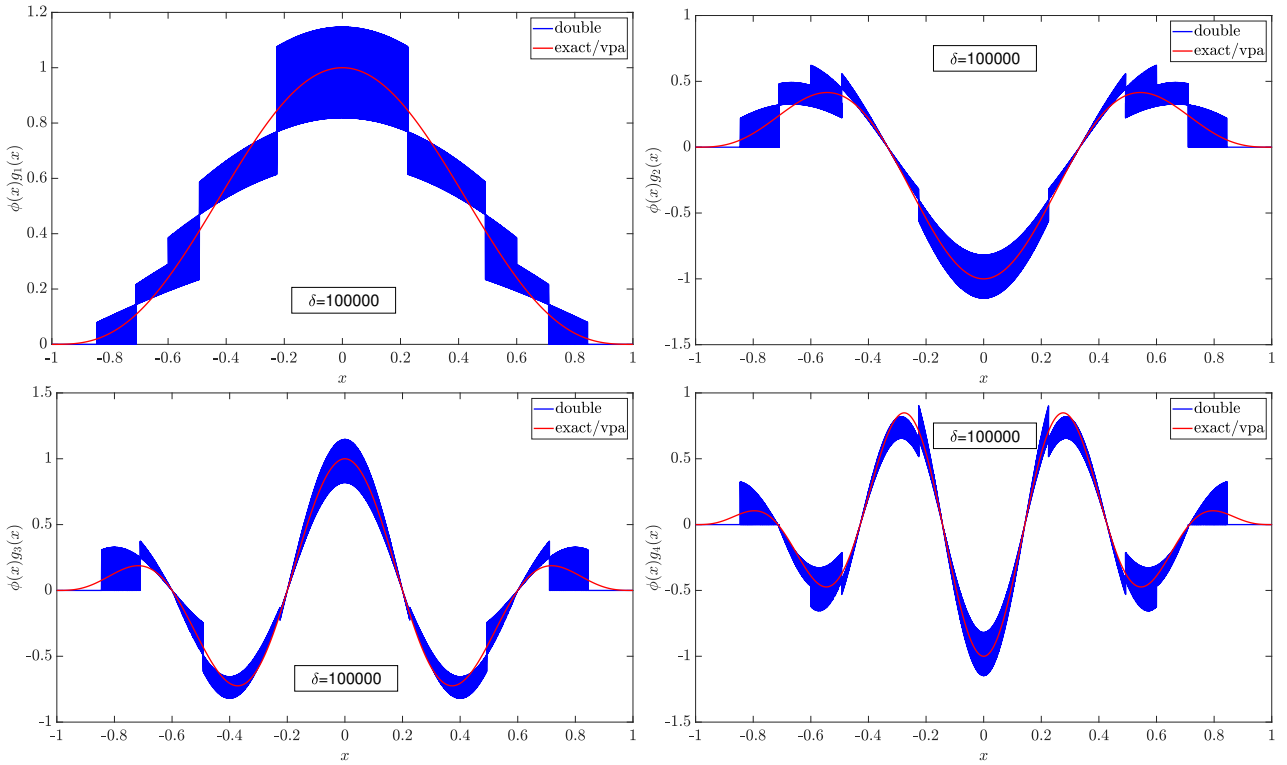


Figure 5: Graph of inaccurately evaluated integrand  $\phi(x)g_n(x)$  for  $\delta = 100000$  and different values of  $n$ .

In Tables 3 and 4 we list results for  $A_1$  and  $A_2$  (7) respectively. We can observe a similar behaviour as in Table 2 where the integrand did not contain the basis function. As we can see, basis functions do not bring additional difficulties. Due to the boundedness of the basis functions, the numerical difference between the double and vpa can be smaller, but the product  $\phi(x)g_n(x)$  poses the same bad numerical misbehaviour as the inaccurately evaluated  $\phi(x)$ .

Table 3: Comparison of different quadratures used to calculate the value of Fourier coefficient  $A_1$ 

Integral Rule	$\delta$	Integrand Rule	Value	Time [s]	Fevals	Warning
<b>integral</b>	1000	<b>phi_double</b>	0.891088555909676	0.148	11	No
		<b>phi_vpa</b>	0.891088548280465	0.181	1	No
		<b>phi_exact</b>	0.891088548280465	0.082	1	No
<b>quad</b>	1000	<b>phi_double</b>	0.891088497788002	0.210	26	No
		<b>phi_vpa</b>	0.891088530616134	0.400	26	No
		<b>phi_exact</b>	0.891088530616134	0.202	26	No
<b>quadl</b>	1000	<b>phi_double</b>	0.891088558410162	0.110	8	No
		<b>phi_vpa</b>	0.891088548278784	0.191	8	No
		<b>phi_exact</b>	0.891088548278784	0.107	8	No
<b>trapz</b>	1000	<b>phi_double</b>	0.891088548289315	0.061	1	No
		<b>phi_vpa</b>	0.891088548280465	5.911	1	No
		<b>phi_exact</b>	0.891088548280465	0.089	1	No
<b>integral</b>	10000	<b>phi_double</b>	0.891088948393962	0.170	11	Yes <sup>1</sup>
		<b>phi_vpa</b>	0.891088548280465	0.181	1	No
		<b>phi_exact</b>	0.891088548280465	0.080	1	No
<b>quad</b>	10000	<b>phi_double</b>	0.891114412663896	0.195	24	No
		<b>phi_vpa</b>	0.891088530616134	0.400	26	No
		<b>phi_exact</b>	0.891088530616134	0.202	26	No
<b>quadl</b>	10000	<b>phi_double</b>	0.891069033973833	0.109	8	No
		<b>phi_vpa</b>	0.891088548278784	0.195	8	No
		<b>phi_exact</b>	0.891088548278784	0.107	8	No
<b>trapz</b>	10000	<b>phi_double</b>	0.891089828004092	0.061	1	No
		<b>phi_vpa</b>	0.891088548280465	5.551	1	No
		<b>phi_exact</b>	0.891088548280465	0.063	1	No
<b>integral</b>	100000	<b>phi_double</b>	0.909820722614225	0.180	12	Yes <sup>1</sup>
		<b>phi_vpa</b>	0.891088548280465	0.200	1	No
		<b>phi_exact</b>	0.891088548280465	0.081	1	No
<b>quad</b>	100000	<b>phi_double</b>	0.924049764163183	29.331	5006	Yes <sup>2</sup>
		<b>phi_vpa</b>	0.891088530616134	0.475	26	No
		<b>phi_exact</b>	0.891088530616134	0.231	26	No
<b>quadl</b>	100000	<b>phi_double</b>	0.930107304312503	11.368	2018	Yes <sup>2</sup>
		<b>phi_vpa</b>	0.891088548278784	0.193	8	No
		<b>phi_exact</b>	0.891088548278784	0.107	8	No
<b>trapz</b>	100000	<b>phi_double</b>	0.907718939549998	0.061	1	No
		<b>phi_vpa</b>	0.891088548280465	5.938	1	No
		<b>phi_exact</b>	0.891088548280465	0.104	1	No
<b>integral</b>	250000	<b>phi_double</b>	0.000000000000000	0.089	1	No
		<b>phi_vpa</b>	0.891088548280465	0.211	1	No
		<b>phi_exact</b>	0.891088548280465	0.099	1	No
<b>quad</b>	250000	<b>phi_double</b>	0.000000000000000	0.106	4	No
		<b>phi_vpa</b>	0.891088530616134	0.472	26	No
		<b>phi_exact</b>	0.891088530616134	0.212	26	No
<b>quadl</b>	250000	<b>phi_double</b>	0.000000000000000	0.075	2	No
		<b>phi_vpa</b>	0.891088548278784	0.192	8	No
		<b>phi_exact</b>	0.891088548278784	0.105	8	No
<b>trapz</b>	250000	<b>phi_double</b>	0.000000000000000	0.062	1	No
		<b>phi_vpa</b>	0.891088548280465	5.544	1	No
		<b>phi_exact</b>	0.891088548280465	0.064	1	No

Table 4: Comparison of different quadratures used to calculate the value of Fourier coefficient  $A_2$

Integral Rule	$\delta$	Integrand Rule	Value	Time [s]	Fevals	Warning
<b>integral</b>	1000	<b>phi_double</b>	-0.132240670973319	0.178	12	Yes <sup>1</sup>
		<b>phi_vpa</b>	-0.132240669593892	0.198	1	No
		<b>phi_exact</b>	-0.132240669593892	0.080	1	No
<b>quad</b>	1000	<b>phi_double</b>	-0.132240607546634	0.225	30	No
		<b>phi_vpa</b>	-0.132240616544284	0.438	30	No
		<b>phi_exact</b>	-0.132240616544284	0.225	30	No
<b>quadl</b>	1000	<b>phi_double</b>	-0.132240665269117	0.107	8	No
		<b>phi_vpa</b>	-0.132240669544252	0.185	8	No
		<b>phi_exact</b>	-0.132240669544252	0.105	8	No
<b>trapz</b>	1000	<b>phi_double</b>	-0.132240669210701	0.063	1	No
		<b>phi_vpa</b>	-0.132240669593892	5.482	1	No
		<b>phi_exact</b>	-0.132240669593892	0.061	1	No
<b>integral</b>	10000	<b>phi_double</b>	-0.132241272405812	0.190	11	Yes <sup>1</sup>
		<b>phi_vpa</b>	-0.132240669593892	0.181	1	No
		<b>phi_exact</b>	-0.132240669593892	0.078	1	No
<b>quad</b>	10000	<b>phi_double</b>	-0.132263860323737	0.272	38	No
		<b>phi_vpa</b>	-0.132240616544284	0.441	30	No
		<b>phi_exact</b>	-0.132240616544284	0.223	30	No
<b>quadl</b>	10000	<b>phi_double</b>	-0.132218822360428	0.109	8	No
		<b>phi_vpa</b>	-0.132240669544252	0.189	8	No
		<b>phi_exact</b>	-0.132240669544252	0.105	8	No
<b>trapz</b>	10000	<b>phi_double</b>	-0.132242712125416	0.060	1	No
		<b>phi_vpa</b>	-0.132240669593892	5.652	1	No
		<b>phi_exact</b>	-0.132240669593892	0.069	1	No
<b>integral</b>	100000	<b>phi_double</b>	-0.164105328139715	0.212	12	Yes <sup>1</sup>
		<b>phi_vpa</b>	-0.132240669593892	0.193	1	No
		<b>phi_exact</b>	-0.132240669593892	0.083	1	No
<b>quad</b>	100000	<b>phi_double</b>	-0.217677705429780	27.429	5006	Yes <sup>2</sup>
		<b>phi_vpa</b>	-0.132240616544284	0.505	30	No
		<b>phi_exact</b>	-0.132240616544284	0.257	30	No
<b>quadl</b>	100000	<b>phi_double</b>	-0.175317505741447	11.336	2012	Yes <sup>2</sup>
		<b>phi_vpa</b>	-0.132240669544252	0.189	8	No
		<b>phi_exact</b>	-0.132240669544252	0.110	8	No
<b>trapz</b>	100000	<b>phi_double</b>	-0.162243580664938	0.060	1	No
		<b>phi_vpa</b>	-0.132240669593892	5.521	1	No
		<b>phi_exact</b>	-0.132240669593892	0.063	1	No
<b>integral</b>	250000	<b>phi_double</b>	0.000000000000000	0.080	1	No
		<b>phi_vpa</b>	-0.132240669593892	0.245	1	No
		<b>phi_exact</b>	-0.132240669593892	0.076	1	No
<b>quad</b>	250000	<b>phi_double</b>	0.000000000000000	0.081	4	No
		<b>phi_vpa</b>	-0.132240616544284	0.436	30	No
		<b>phi_exact</b>	-0.132240616544284	0.225	30	No
<b>quadl</b>	250000	<b>phi_double</b>	0.000000000000000	0.073	2	No
		<b>phi_vpa</b>	-0.132240669544252	0.191	8	No
		<b>phi_exact</b>	-0.132240669544252	0.108	8	No
<b>trapz</b>	250000	<b>phi_double</b>	0.000000000000000	0.060	1	No
		<b>phi_vpa</b>	-0.132240669593892	5.608	1	No
		<b>phi_exact</b>	-0.132240669593892	0.062	1	No

## 4 Heat equation problem

We consider the heat equation in one spatial variable with Dirichlet boundary conditions:

$$\begin{aligned}\frac{\partial u}{\partial t}(t, x) - \alpha \frac{\partial^2 u}{\partial x^2}(t, x) &= 0, \quad t \in (0, 1], x \in (-1, 1), \\ u(t, -1) = u(t, 1) &= 0, \quad t \in [0, 1], \\ u(0, x) &= \phi(x), \quad x \in [-1, 1].\end{aligned}$$

Solution by separation of variables with  $f_n(t) = e^{-\alpha t((2n-1)\pi/2)^2}$ , base functions  $g_n(x)$  given by (6) and Fourier coefficients  $A_n$  given by (7) takes the form

$$u(t, x) = \sum_{n=1}^{+\infty} A_n f_n(t) g_n(x).$$

We denote

$$u_n(t, x) = A_n f_n(t) g_n(x) \tag{8}$$

and the truncated solution after the  $N$ -th term by

$$u^N(t, x) = \sum_{n=1}^N u_n(t, x). \tag{9}$$

In Figure 6 we can see graphs of the first six  $u_n(t, x)$ ,  $n = 1, \dots, 6$ , (top) given by (8) and  $u^N(t, x)$  for  $N = 50$  (bottom) given by (9) in the case when the initial condition  $\phi(x)$  was taken as the `phi_exact()` or `phi_vpa()` (the difference between these two cases is again at the order of machine precision and hence only one figure is provided).

If  $\phi(x)$  is taken as `phi_double()`, the graphs of  $u_n(t, x)$  are visually indistinguishable from the exact version presented in Figure 6. However, the graph of  $u^N(t, x)$  now differs significantly as we can see in Figure 7. Inaccurately evaluated initial condition  $\phi(x)$  and hence the inaccurately evaluated Fourier coefficients  $A_n$  causes the serious error at the beginning of the time domain. Figure 7 also shows the influence of the truncation  $N$ , namely that increasing  $N$  does not help to solve the problem caused by the inaccurate evaluation described above.

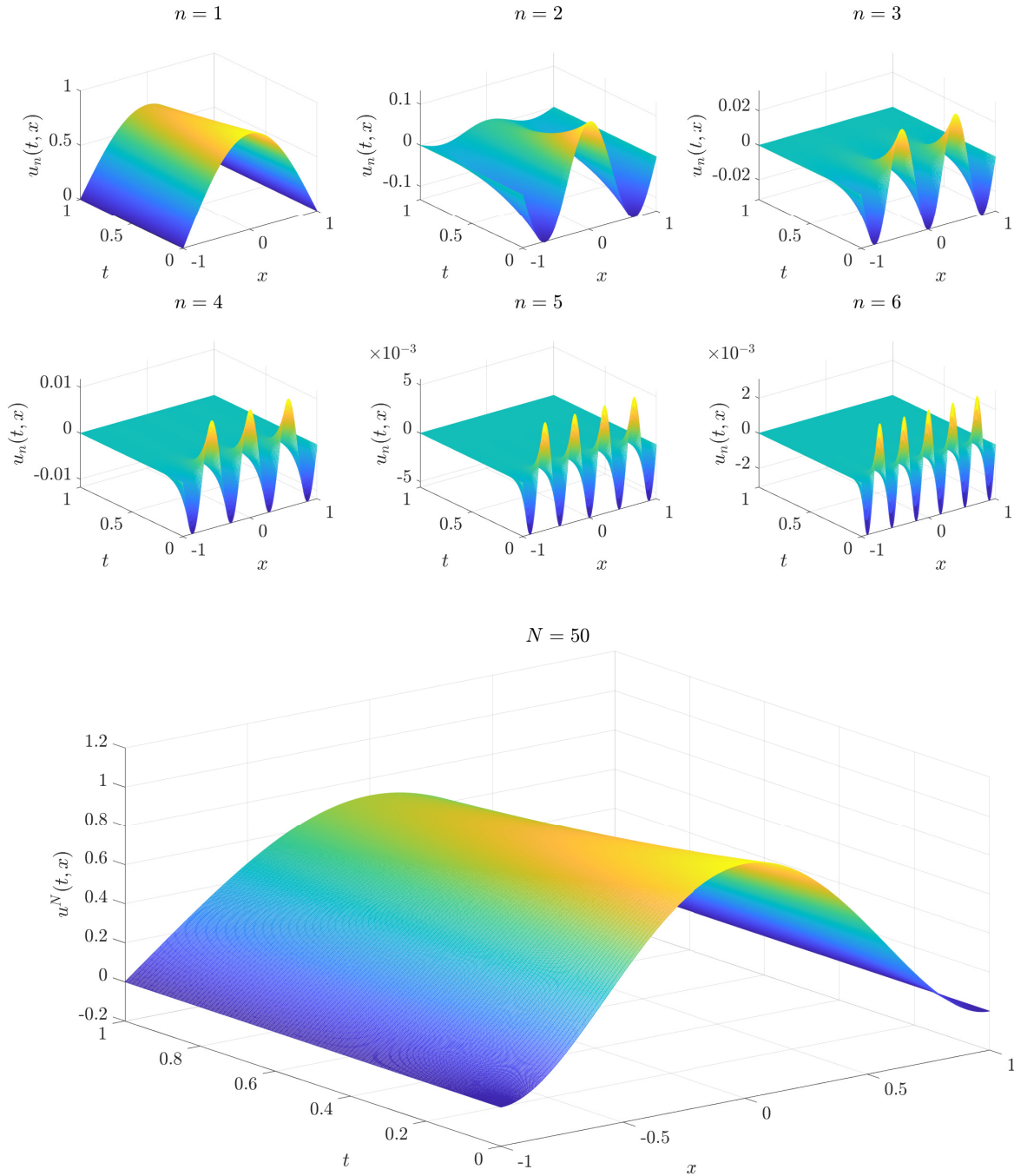


Figure 6: Graphs of the first six  $u_n(t, x)$ ,  $n = 1, \dots, 6$ , (top) and  $u^N(t, x)$  for  $N = 50$  (bottom) in the case when the initial condition  $\phi(x)$  was taken as the `phi_vpa()`.

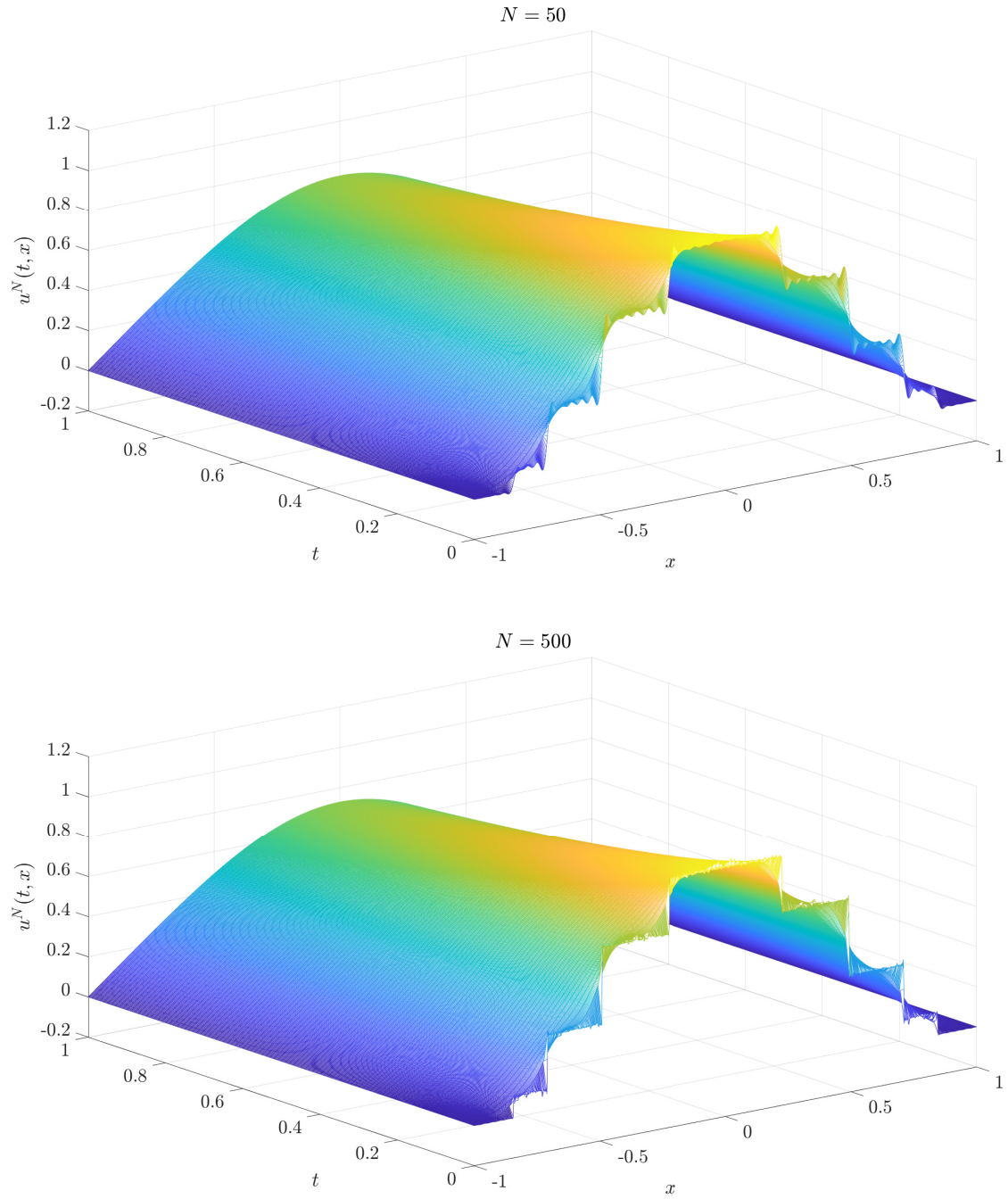


Figure 7: Graphs of  $u^N(t, x)$  for  $N = 50$  (top) and  $N = 500$  (bottom) in the case when the initial condition  $\phi(x)$  was taken as the `phi_double()`.

## 5 Physics-informed neural network model

We now train a [physics informed neural network \(PINN\)](#) to numerically compute the [solution](#) of the heat equation by using the [limited-memory Broyden-Fletcher-Goldfarb-Shanno \(L-BFGS\)](#) algorithm.

- Training data generated on the go:
  - 25 equally spaced time points to enforce each of the boundary conditions  $u(t, -1) = 0$  and  $u(t, 1) = 0$ .
  - 50 equally spaced spatial points to enforce the initial condition  $u(0, x) = \phi(x)$ .
  - 10,000 interior points to enforce the output of the network to fulfil the heat equation, [QRNG](#) (low discrepancy) Sobol sequence.
- Deep neural network (DNN) architecture:
  - Multilayer perceptron DNN architecture with 9 fully connect hidden layers with 20 neurons each.
  - Input layer has two input channels corresponding to the inputs  $x$  and  $t$ , output layer has one output channel  $u(x, t)$ .
  - As activation functions we take hyperbolic tangents (for demonstration purposes).
  - Total 3021 learnable parameters, all of type `double`.
- Training options (custom train loop):
  - Train for max `3e3` iterations.
  - Stop training when the norm of the gradients or steps are smaller than `1e-12` (never).
  - Use the default options for the L-BFGS solver state.

```
maxIterations = 3e3;
gradientTolerance = 1e-12;
stepTolerance = 1e-12;
solverState = lbfgsState;
```

- Model loss function:  $\text{loss} = \text{MSE}_f + \text{MSE}_u$ , where
  - $\text{MSE}_f = \frac{1}{N_f} \sum_{i=1}^{N_f} \left| f(t_f^i, x_f^i) \right|^2$  and  $\text{MSE}_u = \frac{1}{N_u} \sum_{i=1}^{N_u} \left| u(t_u^i, x_u^i) - u^i \right|^2$ .
  - Here,  $\{t_u^i, x_u^i\}_{i=1}^{N_u}$  correspond to collocation points on the boundary of the computational domain and account for both boundary and initial condition and  $\{t_f^i, x_f^i\}_{i=1}^{N_f}$  are points in the interior of the domain.
  - Calculating  $\text{MSE}_f$  requires the derivatives  $\frac{\partial u}{\partial t}$ ,  $\frac{\partial^2 u}{\partial x^2}$  of the output  $u$  of the model – [automatic differentiation](#).
  - For MATLAB implementation see [Figure 8](#).

In [Figure 9](#), top four pictures show a very good fit of our DNN model to the (exact) solution, with `phi_vpa()` being used as the initial condition. Bottom four pictures show the influence of inaccurately evaluated initial condition `phi_double()`. The solution is highly biased. It is worth to mention that in many real world examples we usually do not have an exact solution to compare our fitted DNN to and hence to realize that there is a huge bias is far from being straightforward.



```

function [loss, gradients] = modelLoss(net, T, X, T0, X0, U0, opt)
TX = cat(1, X, T);
U = forward(net, TX);
gradientsU = dlgradient(sum(U, "all"), {T, X}, EnableHigherDerivatives=true);
Ut = gradientsU{1}; Ux = gradientsU{2};
Uxx = dlgradient(sum(Ux, "all"), X, EnableHigherDerivatives=true);
% Calculate mseF. Enforce heat equation.
f = Ut - (opt.alpha).*Uxx;
zeroTarget = zeros(size(f), "like", f);
mseF = l2loss(f, zeroTarget);
% Calculate mseU. Enforce initial and boundary conditions.
TX0 = cat(1, X0, T0);
U0Pred = forward(net, TX0);
mseU = l2loss(U0Pred, U0);
% Calculated loss to be minimized by combining errors.
loss = mseF + mseU;
% Calculate gradients with respect to the learnable parameters.
gradients = dlgradient(loss, net.Learnables);
end

```

```

% MATLAB (since R2021a) automatically optimizes, caches, and reuses the traces
accfun = dlaccelerate(@modelLoss);

```

Figure 8: MATLAB implementation of the modelLoss() function.

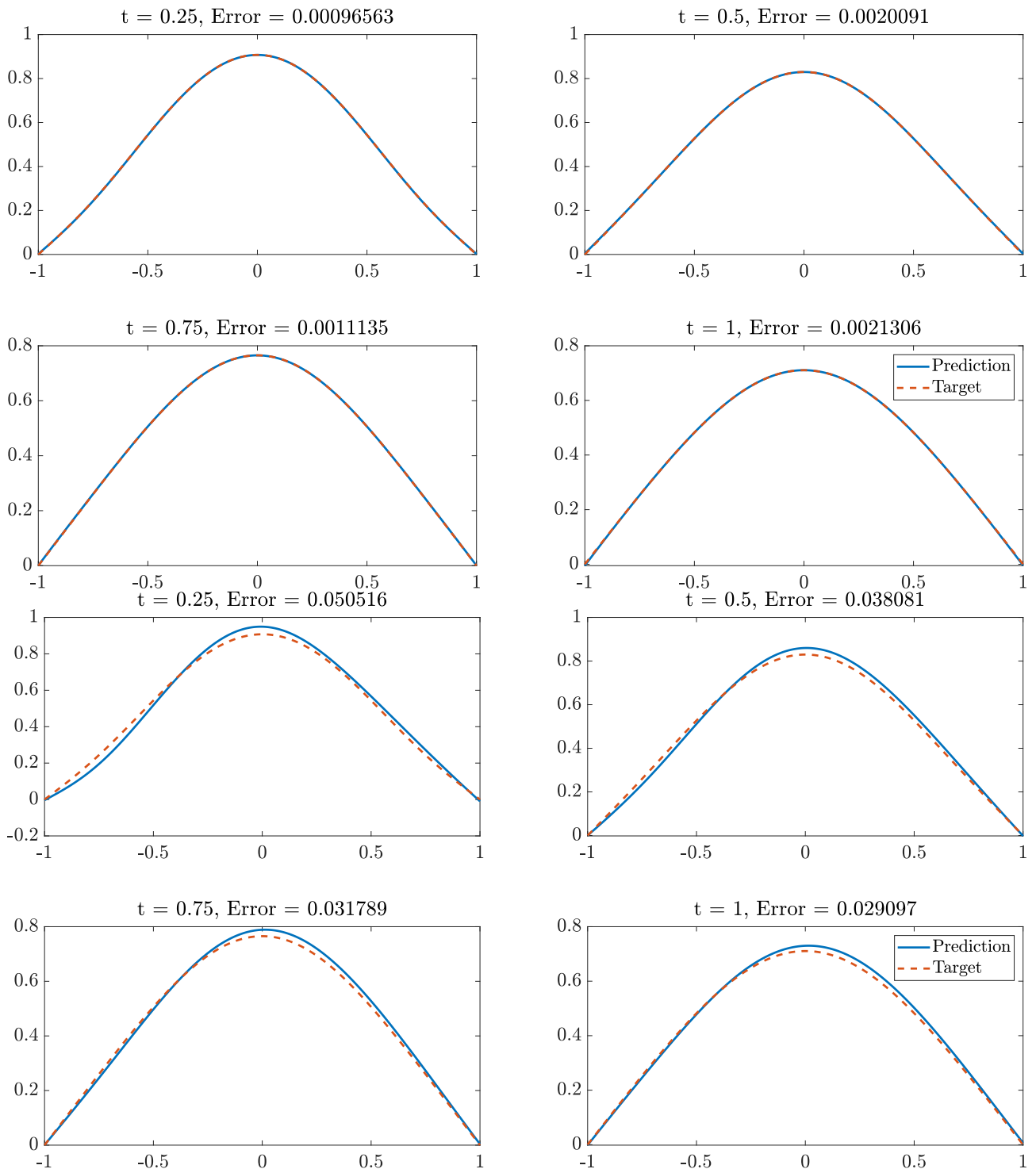


Figure 9: Cut of the solution at four different timestamps. Top four pictures show the solution when `phi_vpa()` is used as the initial condition, bottom four are for the `phi_double()` case.

## 6 Conclusion

Calculating the value of a function is a basic numerical operation in most numerical algorithms. Often, we incorrectly automatically assume that the value calculated is within machine precision in a given arithmetic, not realizing that this may not be the case. Inaccurate function values can subsequently cause very unreliable inputs to algorithms working with that function. Yet we may not even notice that the obtained results are incorrect.

In this article, we have shown examples of how inaccurate function values can negatively influence the results of numerical integration (quadrature) and subsequently modelling using PINNs.

For calculations, we are interested in the accuracy of the result and the computational time. Requested optimal combination is to have an accurate result in minimum time. We have shown in the examples that a longer computational time does not automatically mean a more accurate result, on the contrary, it can cause problems. On the other hand, a sufficiently accurate result may not always be time consuming. It is worth to mention that one has to be careful with low computational times that can sometimes occur for inaccurately evaluated integrand. Therefore, for each computation, it is important to analyze the entire algorithm including all the data.

In contrast to the results of [Daněk and Pospíšil \(2020\)](#), where authors propose a regime switching algorithm to change the integrand evaluation to `vpa` only in problematic cases, here the PDE solution method is significantly improved only by evaluating the initial condition in `vpa`.

In this paper we focused on failures of numerical calculations that are based on using the IEEE-754 Standard floating-point formats. In the last decade we can observe also an increase of usage of the IEEE-1788 Standard interval arithmetic floating-point formats or a completely new generalizing approach using the so called universal number format (`unum`) described for example in the book by [Gustafson \(2015\)](#). Since these approaches are still not widely used in practice we omitted them in the current study, however, it will be interesting to further research their usage not only in the PINNs modelling context.

## Acknowledgements

Computational resources were provided by the `e-INFRA CZ` project (ID:90254), supported by the Ministry of Education, Youth and Sports of the Czech Republic.

We thank our colleagues Kamil Ekštejn and Ondřej Pražák from the Department of Computer Science and Engineering for their comments related to the implementation of PINNs.

## References

- BAILEY, D. H., BARRIO, R., AND BORWEIN, J. M. (2012), *High-precision computation: mathematical physics and dynamics*. Appl. Math. Comput. 218(20), 10106–10121, ISSN 0096-3003, DOI [10.1016/j.amc.2012.03.087](#), Zbl [1248.65147](#), MR2921767.
- BAILEY, D. H. AND BORWEIN, J. M. (2005), *Experimental mathematics: examples, methods and implications*. Notices Amer. Math. Soc. 52(5), 502–514, ISSN 0002-9920, Zbl [1087.65127](#), MR2140093.
- BAILEY, D. H. AND BORWEIN, J. M. (2015), *High-Precision Arithmetic in Mathematical Physics*. Mathematics 3(2), 337–367, ISSN 2227-7390, DOI [10.3390/math3020337](#), Zbl [1318.65025](#), MR3623863.
- BAILEY, D. H., JEYABALAN, K., AND LI, X. S. (2005), *A comparison of three high-precision quadrature schemes*. Experiment. Math. 14(3), 317–329, ISSN 1058-6458, DOI [10.1080/10586458.2005.10128931](#), Zbl [1082.65028](#), MR2172710.
- BAUSTIAN, F., MRÁZEK, M., POSPÍŠIL, J., AND SOBOTKA, T. (2017), *Unifying pricing formula for several stochastic volatility models with jumps*. Appl. Stoch. Models Bus. Ind. 33(4), 422–442, ISSN 1524-1904, 1526-4025/e, DOI [10.1002/asmb.2248](#), Zbl [1420.91444](#), MR3690484.
- BOLDO, S., JEANNEROD, C.-P., MELQUIOND, G., AND MULLER, J.-M. (2023), *Floating-point arithmetic*. Acta Numer. 32, 203–290, ISSN 0962-4929, 1474-0508/e, DOI [10.1017/S0962492922000101](#), Zbl [7736656](#), MR4586822.
- BRISEBARRE, N., HANROT, G., MULLER, J.-M., AND ZIMMERMANN, P. (2024), *Correctly-rounded evaluation of a function: why, how, and at what cost?*, working paper or preprint, URL <https://hal.science/hal-04474530>.
- DANĚK, J. AND POSPÍŠIL, J. (2015), *Numerical integration of inaccurately evaluated functions*. In Technical Computing Prague 2015, pp. 1–11, Prague, Czech Republic: University of Chemistry Technology, ISBN 978-80-7080-936-5, ISSN 2336-1662, TCP 2015, November 4, 2015, Prague, Czech Republic.
- DANĚK, J. AND POSPÍŠIL, J. (2020), *Numerical aspects of integration in semi-closed option pricing formulas for stochastic volatility jump diffusion models*. Int. J. Comput. Math. 97(6), 1268–1292, ISSN 0020-7160, 1029-0265/e, DOI [10.1080/00207160.2019.1614174](#), Zbl [1480.91313](#), MR4095540.
- DEKKER, T. J. (1971), *A floating-point technique for extending the available precision*. Numer. Math. 18, 224–242, ISSN 0029-599X, 0945-3245/e, DOI [10.1007/BF01397083](#), Zbl [0226.65034](#), MR299007.
- FOUSSE, L. (2007a), *Accurate multiple-precision Gauss-Legendre quadrature*. In P. KORNERUP AND J.-M. MULLER, eds., 18th IEEE Symposium on Computer Arithmetic (ARITH '07), pp. 150–160, Los Alamitos, CA, USA: IEEE Computer Society, ISBN 978-0-7695-2854-0, ISSN 1063-6889, DOI [10.1109/ARITH.2007.8](#).
- FOUSSE, L. (2007b), *Multiple-precision correctly rounded Newton-Cotes quadrature*. Theor. Inform. Appl. 41(1), 103–121, ISSN 0988-3754, 1290-385X/e, DOI [10.1051/ita:2007004](#), Zbl [1136.65032](#), MR2330046.
- GAUTSCHI, W. (2014), *High-precision Gauss-Turán quadrature rules for Laguerre and Hermite weight functions*. Numer. Algorithms 67(1), 59–72, ISSN 1017-1398, 1572-9265/e, DOI [10.1007/s11075-013-9774-z](#), Zbl [1298.65041](#), MR3252837.

- GUSTAFSON, J. L. (2015), *The end of error: Unum computing*. Chapman Hall/CRC Comput. Sci. Ser., Boca Raton, FL: CRC Press, ISBN 978-1-4822-3986-7; 978-1-4822-3987-4, Zbl [1320.65072](#), [MR3329180](#).
- KNUTH, D. E. (1997), *The Art of Computer Programming, Vol.2: Seminumerical Algorithms*. Reading, MA: Addison-Wesley, 3rd. edn., ISBN 978-0-201-89684-8, Zbl [0895.65001](#), [MR3077153](#).
- LANGLOIS, P. AND LOUVET, N. (2007), *How to ensure a faithful polynomial evaluation with the compensated Horner algorithm*. In P. KÖRNERUP AND J.-M. MULLER, eds., 18th IEEE Symposium on Computer Arithmetic (ARITH '07), pp. 141–149, Los Alamitos, CA, USA: IEEE Computer Society, ISBN 978-0-7695-2854-0, ISSN 1063-6889, DOI [10.1109/ARITH.2007.21](#).
- PAL, S. P., KOUL, R. K., MUSADEEKH, F., RAMAKRISHNA, P. H. D., AND BASU, H. (2004), *Computations that require higher than double precision for robust and exact decision making*. Int. J. Comput. Math. 81(5), 595–605, ISSN 0020-7160, DOI [10.1080/00207160410001684235](#), Zbl [1093.65046](#), [MR2170905](#).
- POSPÍŠIL, J. AND SOBOTKA, T. (2016), *Market calibration under a long memory stochastic volatility model*. Appl. Math. Finance 23(5), 323–343, ISSN 1350-486X, 1466-4313/e, DOI [10.1080/1350486X.2017.1279977](#), Zbl [1396.91760](#), [MR3615548](#).