

Multidimensionality of the Hubble tension: the roles of Ω_m and ω_c

Davide Pedrotti,^{1,2,α} Jun-Qian Jiang,^{3,1,β} Luis A. Escamilla,^{4,γ}

Simony Santos da Costa,^{1,2,δ} and Sunny Vagnozzi^{1,2,ε}

¹*Department of Physics, University of Trento, Via Sommarive 14, 38123 Povo (TN), Italy*

²*Trento Institute for Fundamental Physics and Applications (TIFPA)-INFN, Via Sommarive 14, 38123 Povo (TN), Italy*

³*School of Physical Sciences, University of Chinese Academy of Sciences, No.19(A) Yuquan Road, Beijing 100049, China*

⁴*School of Mathematics and Statistics, University of Sheffield, Hounsfield Road, Sheffield S3 7RH, United Kingdom*

(Dated: September 18, 2024)

The Hubble tension is inherently multidimensional, and bears important implications for parameters beyond H_0 . We discuss the key role of the matter density parameter Ω_m and the physical cold dark matter density ω_c . We argue that once Ω_m and the physical baryon density ω_b are calibrated, through Baryon Acoustic Oscillations (BAO) and/or Type Ia Supernovae (SNeIa) for Ω_m , and via Big Bang Nucleosynthesis for ω_b , any model raising H_0 requires raising ω_c and, under minimal assumptions, also the clustering parameter S_8 . We explicitly verify that this behaviour holds when analyzing recent BAO and SNeIa data. We argue that a calibration of Ω_m as reliable and model-independent as possible should be a priority in the Hubble tension discussion, and an interesting possibility in this sense could be represented by galaxy cluster gas mass fraction measurements.

I. INTRODUCTION

The ability of the simple, six-parameter Λ CDM cosmological model to account for a wide range of cosmological observations remains the main reason for its continued success. Yet, with the increase in precision of cosmological observations over the past decade, this success has been challenged by various tensions whose significance keeps growing: an example is the mismatch between the value of the Hubble constant $H_0 = (67.36 \pm 0.54)$ km/s/Mpc inferred from Cosmic Microwave Background (CMB) data within Λ CDM [1], and a number of direct measurements of the same quantity, including but not limited to the SH0ES Cepheid-calibrated Type Ia Supernovae (SNeIa) local distance ladder measurement of $H_0 = (73.04 \pm 1.04)$ km/s/Mpc [2], see e.g. Refs. [3–12] for reviews. Explanations based on systematics (e.g. Refs. [13–17]) are growing ever more challenging to defend, which is why serious consideration has been given to the possibility that the Hubble tension calls for new physics beyond Λ CDM (with no claims as to completeness, see Refs. [18–21] for examples).

Nevertheless, focusing on H_0 can only reveal part of the story and is, at best, misleading. A key role in the Hubble tension is in fact played by Baryon Acoustic Oscillation (BAO) measurements: once the sound horizon at baryon drag r_d is calibrated to the Λ CDM value – either from the CMB or through the Big Bang Nucleosynthesis (BBN) determination of the physical baryon density ω_b – BAO can be combined with uncalibrated SNeIa measurements to build an *inverse distance ladder*. This yields a value of

H_0 compatible with the “low” *Planck* Λ CDM one, yet in principle independent of any CMB data. Another way of seeing this is to note that the distance-redshift diagrams of SH0ES-calibrated SNeIa, and BAO calibrated through the Λ CDM value of r_d , are mutually completely inconsistent despite probing the same $0.1 \lesssim z \lesssim 2$ redshift range (see e.g. Fig. 1 of Ref. [122], Fig. 1 of Ref. [123], as well as Refs. [124–128]). Given that BAO are sensitive to the combination $H_0 r_d$, it becomes clear that solving the Hubble tension while not altering the SNeIa absolute magnitude M_B necessarily requires a decrease in r_d . This, in turn, calls for new physics operating before recombination [129–138].¹

However, even looking at H_0 and r_d is still not the end of the story, as models that aim to solve the Hubble tension are inevitably subject to several other constraints. Lowering r_d , therefore, is just a part of what a successful model should do, and various other cosmological quantities such as the age of the Universe t_U [142–146], the physical matter density ω_m [143, 147, 148], and the fractional matter density parameter Ω_m [143, 149–152] appear to play a key role in the Hubble tension discourse. It has therefore become increasingly clear that the Hubble tension is inherently a multi-dimensional problem, as recently emphasized by Ref. [122], where the denomination “cosmic calibration tension” was suggested.

Our work fits in this context by further exploring the role played by two important cosmological parameters: the fractional matter density parameter Ω_m , and the physical dark matter (DM) density parameter $\omega_c = \Omega_c h^2$, with h the dimensionless Hubble constant. Assuming both Ω_m and the physical baryon density ω_b are somehow calibrated, one can easily show that an increase in H_0 *must* be accompanied by an increase in ω_c . Under minimal assumptions concerning the primordial power

^α davide.pedrotti-1@unitn.it

^β jiangjunqian21@mails.ucas.ac.cn

junqian.jiang@studenti.unitn.it

^γ l.a.escamilla@sheffield.ac.uk

^δ simony.santosdacosta@unitn.it

^ε sunny.vagnozzi@unitn.it

¹ See Refs. [139–141] for possible caveats regarding this conclusion.

spectrum, this inevitably leads to a potentially problematic increase in the clustering parameter S_8 [122]. It so happens that Ω_m and ω_b can in fact be calibrated in a fairly robust way, through a combination of BAO and uncalibrated SNeIa in the former case, and BBN in the latter. In the rest of our work we discuss these points in more detail, explicitly demonstrating on real data how an increase in H_0 is accompanied by an increase in ω_c (and S_8), while studying the impact of the Ω_m calibration and arguing that a high-fidelity, as model-independent as possible calibration of Ω_m , should be a major priority in the quest towards solving the Hubble tension.

The rest of this paper is then organized as follows. We begin by discussing in more detail the role of Ω_m and ω_c in the context of the Hubble tension in Sec. II. In Sec. III we discuss our datasets and methodology. We present our results in Sec. IV, and critically discuss them in Sec. V. Finally, in Sec. VI we draw concluding remarks.

II. MULTIDIMENSIONALITY OF THE HUBBLE TENSION

The important role of Ω_m and ω_c in the Hubble tension can most easily be understood by expressing the fractional matter density parameter as follows:

$$\Omega_m = \frac{\Omega_b h^2 + \Omega_c h^2 + \Omega_\nu h^2}{h^2} = \frac{\omega_b + \omega_c + \omega_\nu}{h^2}. \quad (1)$$

where Ω_m , Ω_b , Ω_c , and Ω_ν are the matter, baryon, cold DM, and (massive) neutrino (fractional) density parameters, $h \equiv H_0/(100 \text{ km/s/Mpc})$ is the reduced Hubble parameter, and ω_m , ω_b , ω_c , and ω_ν are the matter, baryon, cold DM, and (massive) neutrino physical density parameters respectively. Note that in writing Eq. (1) we are explicitly assuming a spatially flat Universe. In what follows, we will treat the sum of the neutrino masses $\sum m_\nu$ as known and fixed to 0.06 eV, so that $\omega_\nu = \sum m_\nu/94.13 \text{ eV} \lesssim 0.0015$ is also known and fixed.² Let us now assume that both Ω_m and ω_b can be calibrated (by BAO+SNeIa and BBN respectively, as we shall discuss shortly), and can therefore be considered approximately constant within uncertainties. From Eq. (1) we then see that an increase in h is necessarily accompanied by an increase in ω_c :

$$\omega_c = \Omega_m h^2 - (\omega_b + \omega_\nu). \quad (2)$$

For small variations $\delta\omega_c$ and δh , we can therefore expect the following to hold:

$$\frac{\delta\omega_c}{\omega_m} \approx 2 \frac{\delta h}{h}, \quad (3)$$

² Given the currently very tight upper limits on $\sum m_\nu$ [153–157], ω_ν will not play a major role in what follows.

which can be rewritten as follows:

$$\frac{\delta\omega_c}{\omega_c} = \frac{\delta\omega_c \omega_m}{\omega_m \omega_c} \approx 2 \left(1 + \frac{\omega_b + \omega_\nu}{\omega_c} \right) \frac{\delta h}{h}. \quad (4)$$

For reference, taking the best-fit cosmological parameters inferred from a fit to the *Planck* 2018 TT+TEEE+lowE+lensing likelihoods [1], for which $\omega_b = 0.022$, $\omega_c = 0.120$, and $\omega_m = 0.143$, we find that Eq. (4) reduces to the following:

$$\frac{\delta\omega_c}{\omega_c} \approx 2.38 \frac{\delta h}{h}, \quad (5)$$

which shows that the fractional increase in the physical DM density ω_c must be larger than twice the fractional increase in the Hubble constant H_0 .

We remark once more that the earlier arguments hinge upon calibrations for Ω_m and ω_b . We now discuss in more detail how this is achieved. To set the stage, in what follows we work within a spatially flat Friedmann-Lemaître-Robertson-Walker (FLRW) metric, and assume that the Etherington distance-duality relation (DDR) [158] holds, in agreement with recent data [159–163]. Within our assumptions, the transverse comoving distance D_M is given by the following:

$$D_M(z) = \int_0^z \frac{dz'}{H(z')} = \frac{1}{H_0} \int_0^z \frac{dz'}{E(z')}, \quad (6)$$

where we denote by $E(z) \equiv H(z)/H_0$ the unnormalized expansion rate. Transverse, line-of-sight, and isotropic (volume-averaged) BAO measurements at an effective redshift z_{eff} are then sensitive to the transverse angular scale θ_d , redshift span δz_d , and isotropic angular scale θ_v , which are given by the following:

$$\theta_d(z_{\text{eff}}) = \frac{r_d}{D_M(z_{\text{eff}})} = \frac{r_d H_0}{\int_0^{z_{\text{eff}}} dz'/E(z')}, \quad (7)$$

$$\delta z_d(z_{\text{eff}}) = \frac{r_d}{D_H(z_{\text{eff}})} = r_d H(z_{\text{eff}}) = r_d H_0 E(z_{\text{eff}}), \quad (8)$$

$$\theta_v(z_{\text{eff}}) = \frac{r_d}{D_V(z_{\text{eff}})} = \frac{r_d}{[z_{\text{eff}}^2 D_M^2(z_{\text{eff}}) D_H(z_{\text{eff}})]^{1/3}}, \quad (9)$$

where the sound horizon at baryon drag is determined by the following integral:

$$r_d = \int_{z_d}^{\infty} dz \frac{c_s(z)}{H(z)}, \quad (10)$$

with $c_s(z)$ being the speed of sound of the photon-baryon plasma, and $z_d \approx 1060$ denoting the redshift of the drag epoch when baryons are released from the photon drag.

A single BAO measurement (at a single effective redshift) of one among θ_d , δz_d , or θ_v is unable to disentangle the effects of $r_d H_0$ and Ω_m , which are completely degenerate between each other. However, this degeneracy can be partially broken if the BAO angular scale is measured over a sufficiently wide range of effective redshifts (at present, $0.1 \lesssim z_{\text{eff}} \lesssim 2.5$). The reason is that the slope

describing the $r_d H_0$ - Ω_m correlation slowly changes with z_{eff} (see e.g. Fig. 2 of Ref. [150]), reflecting how the importance of the dark energy contribution relative to the matter one decreases with increasing z_{eff} . This is not sufficient to lead to a very constraining inference of Ω_m at the current level of precision (which is why earlier we stated that the degeneracy is only partially broken), but illustrates where the sensitivity of BAO measurements to Ω_m arises from.

On the other hand, uncalibrated SNeIa constitute an excellent probe of Ω_m . Neglecting the usual stretch and color corrections, which do not alter our subsequent discussion, we recall that the observed SNeIa light-curve B-band rest-frame peak magnitude m_B is given by:

$$m_B = M_B + 5 \log_{10} \left[\frac{H_0 D_L(z)}{c} \right] + 25, \quad (11)$$

where M_B denotes the SNeIa absolute magnitude in the same band and is treated as a nuisance parameter. In the absence of any knowledge about M_B , we refer to the SNeIa measurements as being uncalibrated. These then probe the uncalibrated luminosity distance $H_0 D_L(z)$ which, assuming that the Etherington DDR holds, is given by the following:

$$\begin{aligned} H_0 D_L(z_{\text{eff}}) &= H_0 (1 + z_{\text{eff}}) D_M(z) \\ &= (1 + z_{\text{eff}}) \int_0^{z_{\text{eff}}} \frac{dz}{E(z)}. \end{aligned} \quad (12)$$

From Eq. (12) it is clear that uncalibrated SNeIa can be used as relative distance indicators to constrain the shape of the late-time expansion rate $E(z)$ regardless of its overall amplitude. Within the minimal Λ CDM model, and neglecting the radiation component which is completely subdominant at late times, the only free parameter that enters into $E(z) \approx \sqrt{\Omega_m(1+z)^3 + (1-\Omega_m)}$ is Ω_m , which can therefore be determined from uncalibrated SNeIa measurements. This determination can be further improved by combining SNeIa with BAO measurements, whose sensitivity to Ω_m we discussed earlier.

For what concerns the physical baryon density ω_b , this is tightly constrained by BBN considerations on the abundance of light elements, especially deuterium. This is because ω_b controls (among others) the neutron-to-proton density at the time of BBN, a parameter to which the yield of light elements is particularly sensitive. It is worth noting that the CMB is also sensitive to ω_b through its impact on the relative height of odd and even acoustic peaks. The signature of ω_b in CMB data is therefore quite clean, making its determination relatively stable across different models, while still being in part model-dependent. Nevertheless, in support of the BBN determination of ω_b , it is worth noting that this is in excellent agreement with the Λ CDM-based CMB determination of the same parameter. Moreover, it has been shown in Ref. [164] that ω_b can be inferred in eight independent ways from CMB data, reflecting eight independent ways in which the physical baryon density affects the CMB

power spectra, and with all eight determinations being in agreement between each other. Therefore, while the earlier calibration of Ω_m is somewhat model-dependent (it implicitly depends on the assumed late-time background expansion), the calibration of ω_b can be considered extremely robust and model-independent.

We note that the increase in ω_c implied by Eqs. (3–5) has important implications for the clustering amplitude, as quantified by the parameter $S_8 \equiv \sigma_8 \sqrt{\Omega_m}/0.3$, where σ_8 is the present-day linear theory amplitude of matter fluctuations averaged in spheres of radius $8 h\text{Mpc}^{-1}$. Under the assumption that the primordial power spectrum of scalar fluctuations remains Λ CDM-like, an increase in ω_c while maintaining ω_b fixed as per BBN considerations (and the physical radiation density ω_r being fixed by the measured CMB temperature monopole) directly leads to an increase in ω_m , and therefore to the onset of matter domination occurring earlier. This, in turn, causes a larger amplitude of fluctuations in the matter power spectrum, as well as a larger net growth of matter perturbations, both of which result in a larger value of σ_8 . Therefore, an increase in ω_c indirectly leads to an increase in σ_8 . Moreover, if Ω_m is fixed (note that this fixes the large-scale asymptote of the matter power spectrum, see e.g. Fig. 4.6 of Ref. [165]), the small-scale linear matter power spectrum P_L scales with H_0 as follows:

$$P_L \sim \frac{T^2(k)}{H_0^4} \sim \frac{k_{\text{eq}}^4}{H_0^4} \sim a_{\text{eq}}^{-2} \sim H_0^4, \quad (13)$$

where $T(k)$ denotes the transfer function, k_{eq} is the equality wavenumber, and a_{eq} is the equality scale factor. This necessarily increases $S_8 \sim H_0^2$ as well, worsening the discrepancy between values of S_8 determined by weak lensing [166, 167], redshift space distortions [168–170], and cluster counts [171], all of which fall somewhat lower compared to the *Planck* (TTTEEE+lowE+lensing) determination of $S_8 = 0.832 \pm 0.013$ [1].³ Analogously to Eq. (3), we can expect the following:

$$\frac{\delta S_8}{S_8} \approx 2 \frac{\delta h}{h}. \quad (14)$$

III. DATASETS AND METHODOLOGY

Our discussions so far have been purely theoretical. In what follows, we will test on real data the validity of our argument that H_0 , ω_c , and S_8 increase hand-in-hand.

We make use of the following datasets and priors:

- BAO measurements from the Baryon Oscillation Spectroscopic Survey (BOSS) and extended BOSS

³ We note that recent analyses of cosmic shear data from DES Y3 and KiDS-1000 [172], and of the cluster mass function from SRG/eROSITA [173], have decreased the significance of the S_8 discrepancy.

(eBOSS) survey programs of the Sloan Digital Sky Survey (SDSS). In particular, the BAO measurements we use come from the Main Galaxy Sample (MGS) at $z_{\text{eff}} = 0.15$ [174]; the BOSS galaxy samples at $z_{\text{eff}} = 0.38, 0.51$ [175]; the eBOSS LRG sample at $z_{\text{eff}} = 0.70$ [176]; the eBOSS ELG sample at $z_{\text{eff}} = 0.85$ [177]; the eBOSS QSO sample at $z_{\text{eff}} = 1.48$ [178]; the eBOSS Ly- α sample and the cross-correlation between the Ly- α and QSO samples, both of them at $z_{\text{eff}} = 2.33$ [179]. We refer to this dataset as **BAO**.

- The *PantheonPlus* SNeIa catalog [180], consisting of 1701 light curves for 1550 unique SNeIa. We only use SNeIa in the redshift range $0.01 < z < 2.26$, and refer to this dataset as **PP**.
- The *Pantheon* Type Ia Supernovae (SNeIa) catalog [181], which precedes the *PantheonPlus* one and consists of 1048 SNeIa within the redshift range $0.01 < z < 2.26$. We refer to this dataset as **P**.
- A Gaussian prior on the physical baryon density $\omega_b = 0.02233 \pm 0.00036$, determined from BBN considerations in light of an improved determination of the deuterium burning rate from the LUNA experiment [182], and which we refer to as **BBN**.
- A Gaussian prior on the Hubble constant $H_0 = (73.04 \pm 1.04)$ km/s/Mpc as determined by the SH0ES team through a Cepheid-calibrated SNeIa distance ladder [2], and which we refer to as **SH0ES**.

We consider various combinations of the above datasets, following a rationale that will be discussed later. Note that we purposely choose not to include CMB data (not even in the form of distance priors), unlike the related Ref. [122]. The reason is that we want our results to depend only on constraints arising from the late-time expansion history as much as possible, whereas including CMB data would introduce an inevitable dependence on the perturbation dynamics of the assumed early-time model, a model-dependence which we are seeking to avoid.

For what concerns the underlying model, we assume that this is Λ CDM. We note, in addition, that the aforementioned datasets are inherently background ones. Therefore, rather than adopting the usual 6-dimensional parameter basis $\{\theta_s, \omega_b, \omega_c, A_s, n_s, \tau\}$, it makes more sense to work with the 3-dimensional parameter basis $\{\omega_b, \Omega_m, h\}$, since A_s , n_s , and τ play no role in what follows (we recall that θ_s and H_0 can be exchanged one for the other). We note that in principle the late-time expansion history is fully specified by Ω_m and h alone, since it is really only the sum of $\omega_b + \omega_c + \omega_\nu = \omega_m = \Omega_m h^2$, rather than the two individual components alone, which matters at the background level. However, we treat ω_b as an additional free parameter since the key point of our work is to study the relation between H_0 and ω_c . This

obviously requires disentangling the ω_b and ω_c contributions to ω_m , which is achieved through the BBN prior to ω_b as we will discuss shortly.

We sample the posterior distributions of the three cosmological parameters using Monte Carlo Markov Chain (MCMC) methods, adopting the cosmological MCMC sampler `SimpleMC`⁴. The code can be used to perform parameter estimation against datasets for which only the background expansion history matters, which is precisely the case for the measurements used here. We set wide, flat priors on all three cosmological parameters, verifying a posteriori that our posteriors are not affected by the choice of lower and upper prior boundaries. We assess the convergence of our MCMC chains using the Gelman-Rubin $R - 1$ parameter [184], with $R - 1 < 0.01$ required for our chains to be considered converged. Our chains are subsequently analyzed via the `GetDist` package [185].

Assuming Λ CDM as the underlying cosmological model, we explicitly investigate on real data the connection between h and ω_c discussed earlier, see Eq. (2). We do so by first calibrating Ω_m by using BAO and/or SNeIa measurements, as discussed in Sec. II. Once this is achieved, we calibrate the resulting distance ladder on opposite ends, resulting in H_0 being pushed to either end of the ‘‘Hubble tension range’’, $0.67 \lesssim h \lesssim 0.74$. On the one hand, we can use the BBN prior on ω_b to infer r_d (assuming Λ CDM), in turn calibrating BAO measurements from the early Universe side (this calibration is eventually transferred to SNeIa measurements in the same range, if they are included). The value of H_0 inferred from this inverse distance ladder is expected to fall on the low side of the Hubble tension range, i.e. closer to the Planck value [133, 186]. On the other hand, the SH0ES prior on H_0 can be used to directly calibrate either or both BAO and SNeIa measurements from the local Universe side, naturally resulting in a value of H_0 falling on the high side of the Hubble tension range, i.e. closer to the SH0ES value.

As the two calibrations discussed above move H_0 across the Hubble tension range, we can expect ω_c to increase/decrease as H_0 does the same. Two clarifications are in order before moving on. Firstly, as we will discuss in more detail in Sec. IV, at times we will consider dataset combinations including SNeIa but not BAO, yet we will still include the BBN prior on ω_b . In these cases, the role of the BBN prior is to disentangle the ω_b and ω_c contributions to $\omega_m = \omega_b + \omega_c + \omega_\nu$, which are otherwise completely degenerate as far as SNeIa data is concerned. Note that when combined with BAO measurements, the BBN prior still plays this role of disentangling ω_b and ω_c , in addition of course to calibrating r_d . Finally we note that, while the value of H_0 inferred from the BAO+BBN combination inherently depends on the

⁴ This code was first presented and used in the seminal Ref. [183] by the BOSS collaboration, and is available at <https://github.com/ja-vazquez/SimpleMC>.

assumed early Universe model, required to infer r_d from ω_b via Eq. (10), the relation between H_0 and ω_c is largely independent of the assumed early Universe physics. In fact, such a relation is implied not by the assumed early-Universe physics, but by the constraints on Ω_m imposed from the late-time expansion history (see also Ref. [122] for further discussions on this point).

In addition, we also study the connection between h and S_8 discussed earlier, see Eq. (14). To do so, we compute S_8 (obviously treated as a derived parameter) for each point in our MCMC chains, using the Boltzmann solver CAMB [187]. As already emphasized earlier, this calculation requires explicit knowledge of the primordial power spectrum of scalar fluctuations, which we assume remains Λ CDM-like (see also Ref. [122] where a similar assumption was made). We assume that the amplitude of the primordial power spectrum is fixed by the value of A_s inferred by a fit to the *Planck* 2018 TT+TEEE+lowE+lensing likelihoods. Nevertheless, insofar as we only care about shifts in S_8 (in response to shifts in H_0) rather than the reference value thereof, as is the case in this work, we do not expect our subsequent results to depend on the assumed value of A_s .

Finally, for purely illustrative purposes, we further quantify the relation between ω_c , S_8 , and H_0 [see Eqs. (4,14)] by fitting linear relations to the relative variations of both ω_c and S_8 ($\delta\omega_c/\omega_c$ and $\delta S_8/S_8$) as a function of the relative variation of H_0 , $\delta h/h$:

$$\frac{\delta\omega_c}{\omega_c} = \alpha \frac{\delta h}{h}, \quad \frac{\delta S_8}{S_8} = \beta \frac{\delta h}{h}. \quad (15)$$

For each dataset combination, we determine the best-fit coefficients α and β from a least-squares fit, minimizing the sum of the squares of the residuals, $\sum (\alpha\delta h/h - \delta\omega_c/\omega_c)^2$ and $\sum (\beta\delta h/h - \delta S_8/S_8)^2$ respectively. For each set of chains, denoting by x a given parameter among $\{h, \omega_c, S_8\}$, and by \bar{x} its mean value (computed across the chains), we estimate $\delta x/x$ as $\delta(x - \bar{x})/(x + \bar{x})$.

IV. RESULTS

We now present the results obtained using the methods and datasets discussed in Sec. III. Constraints on cosmological parameters of interest, as well as the coefficients α and β presented in Eq. (15), are shown in Tab. I. The following four subsections are each devoted to the comparison between the results obtained adopting two specific combinations of likelihoods discussed previously, each of which will make the mutual correlations between ω_c , S_8 , and H_0 more or less clear, while allowing us to underscore the importance of a reliable Ω_m calibration.

A. BBN+PP+BAO vs BBN+PP+BAO+SHOES

We begin by comparing the results obtained from the *BBN+PP+BAO* versus *BBN+PP+BAO+SHOES* dataset combinations. A visual summary of our results is given in the corner plot of Fig. 1, where we show 2D joint and 1D marginalized posterior probability distributions for Ω_m , ω_c , h , and S_8 .

The rationale behind this first comparison is that the *BAO+PP* combination is able to calibrate Ω_m (as we discussed in Sec. II) in a consistent way across both dataset combinations. Indeed, for both dataset combinations we find $\Omega_m = 0.314 \pm 0.013$, see Tab. I. On the other hand, as discussed in Sec. III, calibrating the *BAO+PP* dataset combination with either the *BBN* prior on ω_b or the *SHOES* prior on H_0 pushes H_0 to opposite ends, allowing us to explore how ω_c and S_8 change in response to these different calibrations. We note that from the *BBN+PP+BAO* versus *BBN+PP+BAO+SHOES* dataset combinations we infer $H_0 = (70.6 \pm 2.2)$ km/s/Mpc and $H_0 = (72.0 \pm 1.7)$ km/s/Mpc respectively.

As we can clearly see in the triangular plot of Fig. 1, the expected mutual correlations between h , ω_c , and S_8 are clearly present, although the shift in ω_c and S_8 as the calibration is changed is not strong (less than 1σ in both cases). We find that ω_c increases from 0.134 ± 0.013 to 0.141 ± 0.011 , whereas S_8 increases from 0.846 ± 0.071 to 0.882 ± 0.062 . The reason for these relatively small shifts is due to the fact that the shift in H_0 itself is not large. As one would expect, adding *BBN+BAO* (which in itself favors lower values of H_0) to the *PP+SHOES* combination, which on its own would favor values of H_0 closer to 74 km/s/Mpc, brings this value down to 72.0 km/s/Mpc. For the *BBN+PP+BAO* dataset combination our best-fit values of α and β are $\alpha = 2.54$ and $\beta = 2.06$, whereas for the *BBN+PP+BAO+SHOES* combination we find $\alpha = 2.49$ and $\beta = 1.98$, both aligning relatively well with the analytical arguments presented earlier (represented by the dashed black lines in Fig. 1).

B. BBN+PP+BAO vs BBN+PP+SHOES

We now move on to comparing the results obtained from the *BBN+PP+BAO* versus *BBN+PP+SHOES* dataset combinations. In practice, compared to the earlier discussion in Sec. IV A, we have removed the *BAO* dataset from the second combination. A visual summary of our results is given in the corner plot of Fig. 2.

In this case, we are no longer adopting the same dataset to calibrate Ω_m (earlier constrained in both cases by the *BAO+PP* combination), which is calibrated by *BAO+PP* on one side, and by *PP* on the other. The resulting calibration of Ω_m is broadly consistent, but displays some differences. In particular, from the *BBN+PP+BAO* combination we find $\Omega_m = 0.314 \pm 0.013$, as previously discussed in Sec. IV A, whereas from

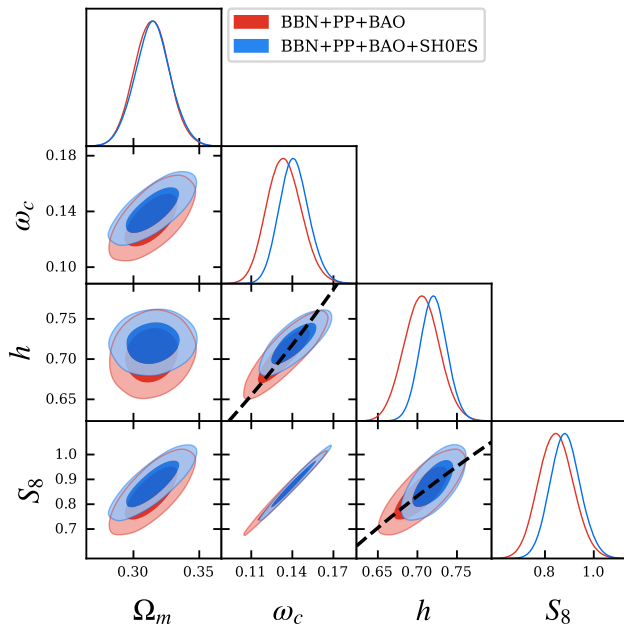


FIG. 1. Triangular plot showing 2D joint and 1D marginalized posterior probability distributions for the fractional matter density parameter Ω_m , the physical cold dark matter density ω_c , the reduced Hubble constant h , and the clustering parameter S_8 , in light of the *BBN+PP+BAO* (red contours and curves) and *BBN+PP+BAO+SHOES* (blue contours and curves) dataset combinations. We clearly see that h , ω_c , and S_8 increase hand-in-hand. The dashed lines shows the linearized theoretical estimates for the relationships between $\delta\omega_c/\omega_c$ and $\delta h/h$ given by Eq. (5), and between $\delta S_8/S_8$ and $\delta h/h$ given by Eq. (14).

the *BBN+PP+SHOES* combination we find the $\approx 0.8\sigma$ larger value of $\Omega_m = 0.331 \pm 0.018$, as can be clearly appreciated in Fig. 2. This is not unexpected, as the fact that the *PantheonPlus* SNeIa sample appears to prefer slightly larger values of $\Omega_m \sim 0.33$ compared to its predecessors *Pantheon* and *JLA* is well known and documented in the literature [152].

Comparing these two dataset combinations we find that the expected mutual correlations between h , ω_c , and S_8 are again clearly present, but are accentuated compared to the earlier results of Sec. IV A. The reason is two-fold. On the one hand, from entirely analytical arguments [see Eq. (1)], one expects that if the calibration of Ω_m is not constant, larger values thereof (as in the *BBN+PP+SHOES* combination) will correlate with larger values of ω_c and S_8 , which is precisely what we are observing. In addition, removing the *BAO* dataset from the *BBN+PP+SHOES* combination allows the latter to push H_0 towards 74 km/s/Mpc as expected based on our earlier discussions. Indeed, we find $H_0 = (73.9 \pm 2.5) \text{ km/s/Mpc}$, completely in line with what one would expect.

The above increase in H_0 leads to substantial increases in both ω_c and S_8 . In fact, we find that ω_c increases by

1.3σ from 0.134 ± 0.013 to 0.159 ± 0.015 : we remark that the presence of the *BBN* prior in the *BBN+PP+SHOES* dataset combination plays a crucial role in determining the latter value, given that *PP+SHOES* on their own would only be sensitive to the sum of ω_b and ω_c (more precisely, *PP* is sensitive to Ω_m , so adding the *SHOES* information on H_0 naturally determines ω_m), whereas the *BBN* prior allows to disentangle the baryonic contribution from the DM one. Similarly to ω_c , we observe that S_8 increases from 0.846 ± 0.071 to 0.980 ± 0.084 . In the case of S_8 , although the central value clearly increases to extremely high values, it would be misleading to quantify the significance of the resulting tension with either CMB or weak lensing observations. In fact, we note that the uncertainty on S_8 is of order 0.07 - 0.08 , i.e. a factor of ≈ 6 - 7 larger than that of $S_8 = 0.832 \pm 0.013$ as determined by *Planck*, which would result in a tension formally of low significance ($\lesssim 2\sigma$) in spite of the very high central value. The reason for these large uncertainties is to be sought in the fact that our analysis includes neither CMB nor weak lensing data, both of which are crucial to reduce the uncertainty on S_8 . Nevertheless, even in this way we are able to observe a significant upwards shift in S_8 , in line with the analytical expectations laid out previously. Finally, the best-fit values for α and β we determine for the *BBN+PP+SHOES* combination are $\alpha = 2.27$ and $\beta = 1.73$.

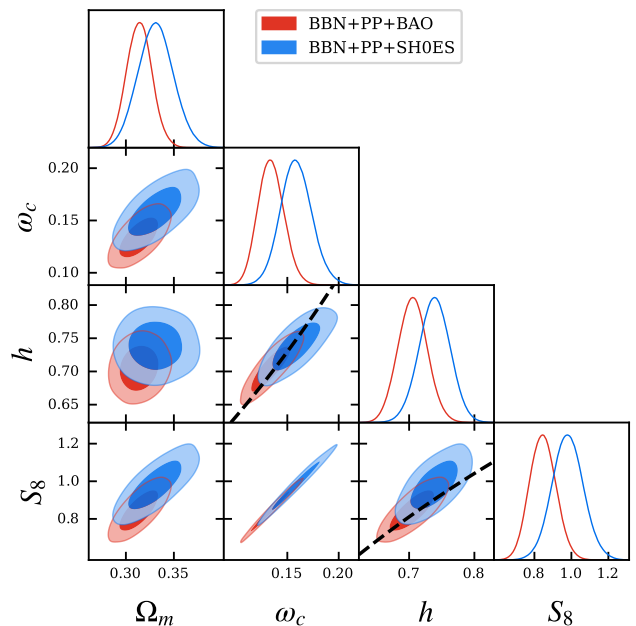


FIG. 2. As in Fig. 1, but focusing on the *BBN+PP+BAO* (red contours and curves) versus *BBN+PP+SHOES* (blue contours and curves) dataset combinations.

C. BBN+BAO vs BBN+PP+SH0ES

Driven by the previous results, we now choose to compare two dataset combinations which exacerbate the tension between the respective determinations of H_0 , in order to check whether a larger shift is observed in both ω_c and S_8 . Specifically, we compare the *BBN+BAO* versus *BBN+PP+SH0ES* dataset combinations: compared to the earlier discussion in Sec. IV B, we have removed the *PP* dataset from the first combination. A visual summary of our results is given in the corner plot of Fig. 3.

In this case, analogously to Sec. IV C, we are no longer adopting the same dataset to calibrate Ω_m , which is calibrated by the *BAO* dataset on one side, and the *PP* dataset on the other. In terms of the resulting value of Ω_m , these two datasets display the largest difference among all the ones we discussed. In particular, from the *BBN+BAO* combination we find $\Omega_m = 0.292 \pm 0.019$, whereas from the *BBN+PP+SH0ES* combination we find the $\approx 1.5\sigma$ larger value of $\Omega_m = 0.331 \pm 0.018$ discussed previously in Sec. IV B.

Comparing these two dataset combinations leads to the largest differences between the inferred values of H_0 , for which we find $H_0 = (69.9 \pm 2.2)$ km/s/Mpc from *BBN+BAO*, and $H_0 = (73.9 \pm 2.5)$ km/s/Mpc from *BBN+PP+SH0ES* as discussed earlier. Again in line with expectations, we find correspondingly large shifts in both ω_c , which increases by 1.9σ from 0.121 ± 0.014 to 0.159 ± 0.015 , as well as S_8 which increases from 0.760 ± 0.084 to 0.980 ± 0.084 (again, we refrain from quoting the level of significance of the S_8 tension due to the large uncertainties).

The significant shifts in ω_c and S_8 reported above, while going precisely in the direction expected from our analytical considerations, are however exacerbated by the inconsistent calibration of Ω_m . This is very clear from Fig. 3, which shows that the larger value of Ω_m in the *BBN+PP+SH0ES* case is partially responsible for driving ω_c and S_8 towards even larger values, as one can expect from the analytical argument presented in Eq. (1). These findings underscore the capital importance of a reliable calibration of Ω_m , as even 1.5σ shifts in this parameter are sufficient to drive significant shifts in ω_c and S_8 . Finally, for the *BAO+BBN* combination we find the best-fit values $\alpha = 2.70$ and $\beta = 2.27$.

D. BBN+BAO vs BBN+P+SH0ES

In light of all the previous considerations, the final scenario we study is one where Ω_m is still calibrated by two different probes, but in a way which is more consistent than the ones considered in Sec. IV B and Sec. IV C. In both cases, we saw that the use of the *PantheonPlus* SNeIa catalog was responsible for the higher value of $\Omega_m \sim 0.33$ inferred in the respective dataset combination. However, it is known that preceding *Pantheon* SNeIa catalog preferred lower values of Ω_m com-

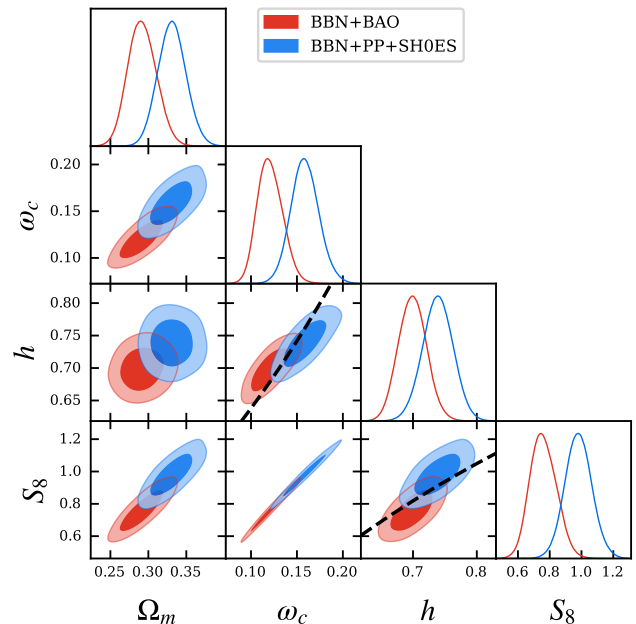


FIG. 3. As in Fig. 1, but focusing on the *BBN+BAO* (red contours and curves) versus *BBN+PP+SH0ES* (blue contours and curves) dataset combinations.

pared to *PantheonPlus*. For this reason, we now choose to compare the *BBN+BAO* versus *BBN+P+SH0ES* dataset combinations: compared to the earlier discussion in Sec. IV C, we have therefore replaced the *PP* dataset in the second combination with the *P* one. A visual summary of our results is given in the corner plot of Fig. 4. In some sense, this comparison is the best compromise among all the ones we have considered so far. In fact, such a comparison allows for a highly consistent calibration of Ω_m , while allowing us to explore the opposite ends of the Hubble tension range precisely because the calibration of Ω_m is achieved via different datasets (*BAO* and *SNeIa*), which nonetheless are consistent with each other as far as Ω_m is concerned.

As expected, we find that Ω_m is consistently calibrated across the two dataset combination. From *BBN+BAO* we infer $\Omega_m = 0.292 \pm 0.019$ as already discussed earlier, whereas from *BBN+P+SH0ES* we find $\Omega_m = 0.301 \pm 0.022$, which is consistent within 0.3σ . At the same time, the *BBN* calibration on one side and the *SH0ES* calibration on the other push H_0 to opposite ends of the Hubble tension range, with $H_0 = (69.9 \pm 2.2)$ km/s/Mpc from the *BBN+BAO* dataset combination as already discussed earlier, and $H_0 = (73.8 \pm 2.4)$ km/s/Mpc from the *BBN+P+SH0ES* one. In line with our expectations, we find that ω_c increases by 1σ from 0.121 ± 0.014 to 0.142 ± 0.016 , whereas S_8 which increases from 0.760 ± 0.084 to 0.871 ± 0.094 . The shifts are smaller compared to those reported in Sec. IV C, and the reason is precisely because Ω_m is consistently calibrated across the two datasets, albeit using different probes. Such a consistent calibration

removes any spurious shift in ω_c and S_8 resulting from an increase in the underlying value of Ω_m , underscoring once more the importance of a reliable calibration of the latter. We will return to this point shortly. Finally, for the *BAO+P+SHOES* combination we find the best-fit values $\alpha = 2.33$ and $\beta = 1.84$.

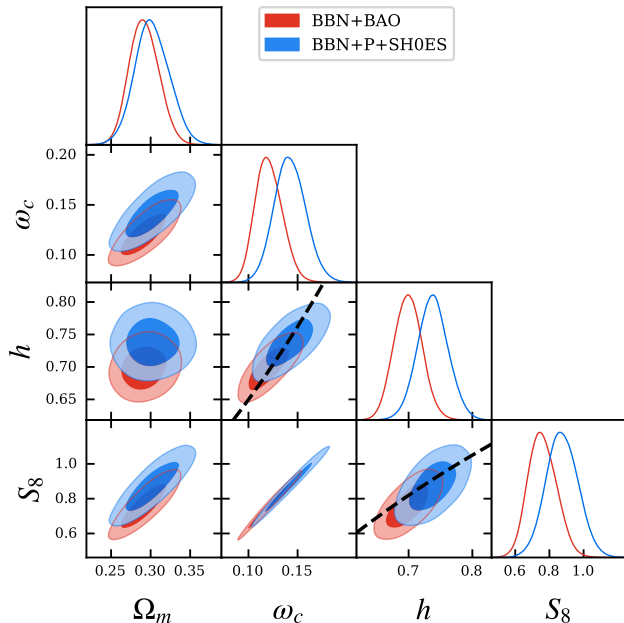


FIG. 4. As in Fig. 1, but focusing on the *BBN+BAO* (red contours and curves) versus *BBN+P+SHOES* (blue contours and curves) dataset combinations.

V. DISCUSSION

The results presented previously fully confirm on real data the expected correlations between H_0 , ω_c , and S_8 which, we recall, increase hand-in-hand. While we have specifically assumed Λ CDM at early times, the increase in ω_c and S_8 as H_0 increases does not depend on the specific model assumed for the early Universe, since it is solely a consequence of constraints on Ω_m imposed from the late-time expansion history⁵. In fact, repeating our analysis in a early Universe-agnostic manner, treating r_d as a free parameter and eventually imposing some prior thereon to calibrate the BAO measurements from the early Universe side, would lead to essentially the same conclusions. Therefore, we can expect that any early-time modification to Λ CDM aiming to solve the Hubble

tension will necessarily have to be accompanied by an increase in ω_c and, if the primordial power spectrum is Λ CDM-like, in S_8 as well. We also note that we have explicitly assumed that Λ CDM holds at late times, as is usually done when studying early-time models of new physics – we return to this point the end of the Section.

One point worthy of notice is that the increase in ω_c is actually welcome from the perspective of early-time models. As explicitly argued by one of us in Ref. [188], many such models, especially those which increase the pre-recombination expansion rate, inevitably lead to an enhanced early integrated Sachs-Wolfe (eISW) effect, as a consequence of their contribution to the decay of gravitational potentials. While some of these models possess ingredients which can allow them to balance the extra eISW power (see e.g. Refs. [189, 190]), most of the others do so precisely through an increase in ω_c . The reason is that such an increase anticipates the onset of matter domination, therefore reducing the period over which gravitational potentials decay and drive the eISW effect. In some sense, this increase in ω_c kills two birds with one stone: it allows early-time models to fit constraints on Ω_m imposed from the late-time expansion history, and brings the eISW power back to a level which is in good agreement with CMB data.

A very important point which is underscored by our analysis is the key role played by a (consistent or not) Ω_m calibration. As highlighted especially in Sec. IV B and Sec. IV C, an inconsistent calibration of Ω_m enhances the shifts in ω_c discussed in this work, which in turn exacerbates the S_8 discrepancy. This issue is actually highly relevant at present, given the mild disagreement between the values of Ω_m inferred from SNeIa catalogs: as we have discussed earlier, the *Pantheon* SNeIa dataset indicated $\Omega_m \sim 0.3$, which increased to $\Omega_m \sim 0.33$ in the *PantheonPlus* sample. The more recent DES-Y5 and Union3 SNeIa samples instead indicate $\Omega_m \sim 0.35$ [191] and $\Omega_m \sim 0.36$ [192] respectively, see also Refs. [152, 193] (note that these figures are obtained within Λ CDM, and potentially increase to much larger values when allowing for an evolving dark energy component): we therefore expect that adopting these SNeIa samples would exacerbate the ω_c and S_8 shifts we have observed. Finally, while we defer a more detailed exploration of this point elsewhere, we note that these shifts in the values of Ω_m from different samples may be connected to recent discussions on redshift-evolution of inferred cosmological parameters as different redshift are probed (see e.g. Refs. [194–208] for more details).

The above discussions reinforce the urgent need, in the cosmology community, for a calibration of Ω_m which is as reliable and model-independent as possible. Concerning this last point, we indeed note that the value of Ω_m inferred from standard late-time cosmological probes (e.g. BAO, SNeIa, cosmic chronometers, and so on) is inherently dependent on the assumed (late-time) cosmological model, and will in general change if one changes the dark energy dynamics. One interesting possibility to

⁵ In other words, as noted in Ref. [122], uncalibrated late-time data can constrain “dimensionless” quantities such as Ω_m , whereas a calibration is required to constrain “dimensionful” quantities such as ω_c – the terms dimensionless and dimensionful here are used with a slight abuse of language

Dataset combination	Ω_m	H_0 [km/s/Mpc]	ω_c	S_8	α	β
<i>BBN+BAO</i>	0.292 ± 0.019	69.9 ± 2.2	0.121 ± 0.014	0.760 ± 0.084	2.70	2.27
<i>BBN+PP+SH0ES</i>	0.331 ± 0.018	73.9 ± 2.5	0.159 ± 0.015	0.980 ± 0.084	2.27	1.73
<i>BBN+PP+BAO+SH0ES</i>	0.314 ± 0.013	72.0 ± 1.7	0.141 ± 0.011	0.882 ± 0.062	2.49	1.98
<i>BBN+P+SH0ES</i>	0.301 ± 0.022	73.8 ± 2.4	0.142 ± 0.016	0.871 ± 0.094	2.33	1.84
<i>BBN+PP+BAO</i>	0.314 ± 0.013	70.6 ± 2.2	0.134 ± 0.013	0.846 ± 0.071	2.54	2.06

TABLE I. 68% credible intervals on the fractional matter density parameter Ω_m , the physical cold dark matter density ω_c , the Hubble constant H_0 , the clustering parameter S_8 , and the parameters α and β introduced in Eq. (15), in light of various dataset combinations, all of which are discussed in Sec. IV.

wards a model-independent determination of Ω_m could come from measurements of the gas mass fraction f_{gas} in relaxed, massive galaxy clusters, where $\approx 92\text{-}95\%$ of the baryons are hot and emit strongly in X-rays. This method relies only on the assumption that the matter content of rich galaxy clusters provides a fair sample of the matter content of the Universe or, in practice, that the cluster potential is able to retain all the matter within the comoving virial radius from which it formed: under these assumptions, the observed ratio of baryonic to total mass should be equal to Ω_b/Ω_m , independently of any assumed cosmological model, and such a method has indeed been used over the past decades to infer Ω_m [209–213].⁶ While the f_{gas} method is not as widely used in the cosmological community as other probes, we believe that its minimal sensitivity to cosmological model assumptions and relatively high level of maturity compared to other less used probes should make it a very important player in the quest towards solving the Hubble tension, in the interest of calibrating Ω_m as model-independently as possible. Another interesting possibility towards model-independently inferring Ω_m (with Ω_b known) is to use the internal properties of individual galaxies, such as stellar mass, stellar metallicity, and maximum circular velocity [214–218]. Nevertheless, this very interesting method, which demonstrates a potential very tight link between cosmological parameters and the astrophysics of galaxies, has yet to reach the level of maturity of all the other probes discussed so far.

In line with the previous comments, we note that our results do depend on the assumed late-time model, which here we have taken to be Λ CDM, as is usually done when studying early-time models of new physics. In line with the recent findings of Ref. [122] (see also Ref. [148]), we can therefore conclude that successful early-time new physics must be able to reduce r_d while either reducing Ω_m or increasing ω_m (a related result was obtained in

Ref. [148], which however relied on a completely different argument, exploiting the different r_d - H_0 degeneracy directions for BAO versus geometrical information from the CMB). In this sense, we agree with Ref. [122] that, when combined with early-time new physics which reduces r_d , the role of late-time new physics can be that of helping relax the constraints on either or both Ω_m and S_8 , for instance by allowing for more freedom in the dark energy sector. We note that achieving a successful early-plus-late combination is still not a trivial feat, as not all early-time modifications follow the ideal degeneracy directions.⁷ However, as also emphasized in Ref. [122] (see also Ref. [152]), this task is potentially made much easier by the recent DESI BAO data which, in order to be as conservative as possible, we have not adopted here.⁸ Moreover, we remark that “dark scattering” models which feature pure momentum exchange, and do not alter the background to linear order in perturbations, can be particularly promising in terms of relaxing the constraints on σ_8 and, potentially, Ω_m (see e.g. Refs. [231–250]). We believe it may be worth exploring these models in combination with successful early-time modifications, as also suggested in Ref. [251].⁹ One final crucial caveat is that our entire discussion, especially the analytical arguments in Sec. II, assumed a spatially flat Universe. Relaxing this assumption is likely to relax all our results, given the well-known degeneracies between Ω_m and the spatial curvature parameter Ω_K , and we plan to explore this in future work.

⁶ In practice, this method requires making implicit assumptions on General Relativity being the underlying theory of gravity when extrapolating certain scaling relations, but the dependence on the assumed model of gravity is weak.

⁷ See for instance the explicit example in Ref. [219], which fails precisely because of the varying electron mass model not following the ideal degeneracy direction for what concerns Ω_m , as also emphasized in Ref. [122] (see also Refs. [152, 220]). Other recent case studies combining early- and late-time new physics can be found e.g. in Refs. [152, 221–229].

⁸ However, we note that even when adopting DESI BAO data deviations from Λ CDM in the shape of the late-time expansion history remain constrained to $\lesssim 10\%$, as shown in the recent non-parametric analysis of Ref. [230] by some of us.

⁹ Of course, as discussed in Ref. [251], there is the possibility that additional very-late-time or local new physics may play an important role in the Hubble tension, see e.g. Refs. [125, 126, 252–269] for examples of studies in this direction.

VI. CONCLUSIONS

In spite of its name, it is now very clear that the Hubble tension has important implications for other cosmological quantities as well, and that just focusing on H_0 is misleading. The sound horizon at baryon drag r_d is another important quantity at play but, even then, looking at H_0 and r_d alone obscures part of the story. In this work, we have demonstrated that Ω_m and ω_c play a particularly important role in this context.

We have argued that, if both Ω_m and ω_b are calibrated (respectively by BAO and/or uncalibrated SNeIa, and by BBN considerations), then an increase in H_0 *must* necessarily be accompanied by an increase in ω_c . Under the assumption that the primordial power spectrum of scalar fluctuations remains Λ CDM-like, an increase in ω_c , via the associated increase in ω_m (since ω_b is calibrated), implies an increase in the clustering parameter S_8 , worsening the mild S_8 discrepancy. These shifts are not a consequence of the effects of new physics at early times, but follow solely from late-time expansion history constraints. Therefore, successful early-time new physics models must be able to accommodate these changes (which, in the case of ω_c , are actually welcome as they help reduce the excess early ISW power typically associated to these models). As emphasized in the recent Ref. [122] (see also Refs. [251, 270]), additional late-time new physics may help in this sense by weakening the constraints on Ω_m and/or σ_8 . Although realizing a successful combination of early-plus-late new physics remains non-trivial, our work and Ref. [122] (as well as the earlier attempt in Ref. [219]) emphasize the key role played by Ω_m in building such a combination. It is worth noting that, if the recent DESI BAO data are taken at face value, this task becomes somewhat easier.

Our work has also underscored the crucial importance of a consistent Ω_m calibration. At present, different late-time probes of Ω_m are in mild disagreement between each other, with recent SNeIa catalogs pushing towards increasingly high values of Ω_m : focusing only on the *Pantheon* versus *PantheonPlus* samples, we have explicitly demonstrated the effects of a different Ω_m calibration in exacerbating the aforementioned shifts in ω_c and S_8 . Moving forward, we therefore believe that obtaining a reliable calibration of Ω_m which is as model-independent as possible should be a key priority in the cosmology community (see also Ref. [152]), in order to nail down one of the key actors in the Hubble tension play. We have argued that gas mass fraction measurements from

galaxy clusters could be a promising probe in this sense, and we encourage the broader cosmology community to explore these and other less widely used probes. As we have officially entered the era of Stage IV cosmology and a solution to the Hubble tension continues to elude us, we note that the shifts in cosmological parameters which we have discussed (and which we have argued unavoidably accompany successful resolutions) inevitably leave their signatures in other cosmological observables, which current and upcoming cosmological surveys will hopefully be poised to detect [271–275].

NOTE ADDED

While this work was nearing completion, we became aware of the related Ref. [122] which explores similar aspects to our work, also pointing out the importance of Ω_m and ω_c . We note that, despite the differences in methodology, our results are in good agreement.

ACKNOWLEDGMENTS

S.V. acknowledges helpful discussions with Vivian Poulin, which originally inspired this work, and with Vittorio Ghirardini on gas mass fraction measurements. D.P., S.S.C., and S.V. acknowledge support from the Istituto Nazionale di Fisica Nucleare (INFN) through the Commissione Scientifica Nazionale 4 (CSN4) Iniziativa Specifica “Quantum Fields in Gravity, Cosmology and Black Holes” (FLAG). J.-Q.J. acknowledges support from the Joint PhD Training program of the University of Chinese Academy of Sciences. S.S.C. acknowledges support from the Fondazione Cassa di Risparmio di Trento e Rovereto (CARITRO Foundation) through a Caritro Fellowship (project “Inflation and dark sector physics in light of next-generation cosmological surveys”). S.V. acknowledges support from the University of Trento and the Provincia Autonoma di Trento (PAT, Autonomous Province of Trento) through the UniTrento Internal Call for Research 2023 grant “Searching for Dark Energy off the beaten track” (DARKTRACK, grant agreement no. E63C22000500003). This publication is based upon work from the COST Action CA21136 “Addressing observational tensions in cosmology with systematics and fundamental physics” (CosmoVerse), supported by COST (European Cooperation in Science and Technology).

[1] N. Aghanim *et al.* (Planck), *Astron. Astrophys.* **641**, A6 (2020), [Erratum: *Astron. Astrophys.* 652, C4 (2021)], [arXiv:1807.06209](https://arxiv.org/abs/1807.06209) [[astro-ph.CO](https://arxiv.org/abs/1807.06209)].
 [2] A. G. Riess *et al.*, *Astrophys. J. Lett.* **934**, L7 (2022), [arXiv:2112.04510](https://arxiv.org/abs/2112.04510) [[astro-ph.CO](https://arxiv.org/abs/2112.04510)].

[3] L. Verde, T. Treu, and A. G. Riess, *Nature Astron.* **3**, 891 (2019), [arXiv:1907.10625](https://arxiv.org/abs/1907.10625) [[astro-ph.CO](https://arxiv.org/abs/1907.10625)].
 [4] E. Di Valentino *et al.*, *Astropart. Phys.* **131**, 102605 (2021), [arXiv:2008.11284](https://arxiv.org/abs/2008.11284) [[astro-ph.CO](https://arxiv.org/abs/2008.11284)].
 [5] E. Di Valentino, O. Mena, S. Pan, L. Visinelli, W. Yang, A. Melchiorri, D. F. Mota, A. G. Riess,

- and J. Silk, *Class. Quant. Grav.* **38**, 153001 (2021), [arXiv:2103.01183 \[astro-ph.CO\]](#).
- [6] L. Perivolaropoulos and F. Skara, *New Astron. Rev.* **95**, 101659 (2022), [arXiv:2105.05208 \[astro-ph.CO\]](#).
- [7] N. Schöneberg, G. Franco Abellán, A. Pérez Sánchez, S. J. Witte, V. Poulin, and J. Lesgourgues, *Phys. Rept.* **984**, 1 (2022), [arXiv:2107.10291 \[astro-ph.CO\]](#).
- [8] P. Shah, P. Lemos, and O. Lahav, *Astron. Astrophys. Rev.* **29**, 9 (2021), [arXiv:2109.01161 \[astro-ph.CO\]](#).
- [9] E. Abdalla *et al.*, *JHEAp* **34**, 49 (2022), [arXiv:2203.06142 \[astro-ph.CO\]](#).
- [10] E. Di Valentino, *Universe* **8**, 399 (2022).
- [11] J.-P. Hu and F.-Y. Wang, *Universe* **9**, 94 (2023), [arXiv:2302.05709 \[astro-ph.CO\]](#).
- [12] L. Verde, N. Schöneberg, and H. Gil-Marín, (2023), [arXiv:2311.13305 \[astro-ph.CO\]](#).
- [13] G. Efstathiou, (2020), [arXiv:2007.10716 \[astro-ph.CO\]](#).
- [14] E. Mortsell, A. Goobar, J. Johansson, and S. Dhawan, *Astrophys. J.* **933**, 212 (2022), [arXiv:2105.11461 \[astro-ph.CO\]](#).
- [15] E. Mortsell, A. Goobar, J. Johansson, and S. Dhawan, *Astrophys. J.* **935**, 58 (2022), [arXiv:2106.09400 \[astro-ph.CO\]](#).
- [16] R. Wojtak and J. Hjorth, *Mon. Not. Roy. Astron. Soc.* **515**, 2790 (2022), [arXiv:2206.08160 \[astro-ph.CO\]](#).
- [17] W. L. Freedman, B. F. Madore, I. S. Jang, T. J. Hoyt, A. J. Lee, and K. A. Owens, (2024), [arXiv:2408.06153 \[astro-ph.CO\]](#).
- [18] L. A. Anchordoqui, V. Barger, H. Goldberg, X. Huang, D. Marfatia, L. H. M. da Silva, and T. J. Weiler, *Phys. Rev. D* **92**, 061301 (2015), [Erratum: *Phys. Rev. D* **94**, 069901 (2016)], [arXiv:1506.08788 \[hep-ph\]](#).
- [19] T. Karwal and M. Kamionkowski, *Phys. Rev. D* **94**, 103523 (2016), [arXiv:1608.01309 \[astro-ph.CO\]](#).
- [20] M.-M. Zhao, D.-Z. He, J.-F. Zhang, and X. Zhang, *Phys. Rev. D* **96**, 043520 (2017), [arXiv:1703.08456 \[astro-ph.CO\]](#).
- [21] M. Benetti, L. L. Graef, and J. S. Alcaniz, *JCAP* **07**, 066 (2018), [arXiv:1712.00677 \[astro-ph.CO\]](#).
- [22] E. Mörtzell and S. Dhawan, *JCAP* **09**, 025 (2018), [arXiv:1801.07260 \[astro-ph.CO\]](#).
- [23] S. Vagnozzi, S. Dhawan, M. Gerbino, K. Freese, A. Goobar, and O. Mena, *Phys. Rev. D* **98**, 083501 (2018), [arXiv:1801.08553 \[astro-ph.CO\]](#).
- [24] S. Kumar, R. C. Nunes, and S. K. Yadav, *Phys. Rev. D* **98**, 043521 (2018), [arXiv:1803.10229 \[astro-ph.CO\]](#).
- [25] W. Yang, S. Pan, E. Di Valentino, R. C. Nunes, S. Vagnozzi, and D. F. Mota, *JCAP* **09**, 019 (2018), [arXiv:1805.08252 \[astro-ph.CO\]](#).
- [26] A. Banihashemi, N. Khosravi, and A. H. Shirazi, *Phys. Rev. D* **101**, 123521 (2020), [arXiv:1808.02472 \[astro-ph.CO\]](#).
- [27] R.-Y. Guo, J.-F. Zhang, and X. Zhang, *JCAP* **02**, 054 (2019), [arXiv:1809.02340 \[astro-ph.CO\]](#).
- [28] L. L. Graef, M. Benetti, and J. S. Alcaniz, *Phys. Rev. D* **99**, 043519 (2019), [arXiv:1809.04501 \[astro-ph.CO\]](#).
- [29] A. Banihashemi, N. Khosravi, and A. H. Shirazi, *Phys. Rev. D* **99**, 083509 (2019), [arXiv:1810.11007 \[astro-ph.CO\]](#).
- [30] P. Agrawal, F.-Y. Cyr-Racine, D. Pinner, and L. Randall, *Phys. Dark Univ.* **42**, 101347 (2023), [arXiv:1904.01016 \[astro-ph.CO\]](#).
- [31] X. Li and A. Shafieloo, *Astrophys. J. Lett.* **883**, L3 (2019), [arXiv:1906.08275 \[astro-ph.CO\]](#).
- [32] W. Yang, S. Pan, S. Vagnozzi, E. Di Valentino, D. F. Mota, and S. Capozziello, *JCAP* **11**, 044 (2019), [arXiv:1907.05344 \[astro-ph.CO\]](#).
- [33] S. Vagnozzi, *Phys. Rev. D* **102**, 023518 (2020), [arXiv:1907.07569 \[astro-ph.CO\]](#).
- [34] L. Visinelli, S. Vagnozzi, and U. Danielsson, *Symmetry* **11**, 1035 (2019), [arXiv:1907.07953 \[astro-ph.CO\]](#).
- [35] E. Di Valentino, A. Melchiorri, O. Mena, and S. Vagnozzi, *Phys. Dark Univ.* **30**, 100666 (2020), [arXiv:1908.04281 \[astro-ph.CO\]](#).
- [36] M. Escudero and S. J. Witte, *Eur. Phys. J. C* **80**, 294 (2020), [arXiv:1909.04044 \[astro-ph.CO\]](#).
- [37] E. Di Valentino, A. Melchiorri, O. Mena, and S. Vagnozzi, *Phys. Rev. D* **101**, 063502 (2020), [arXiv:1910.09853 \[astro-ph.CO\]](#).
- [38] F. Niedermann and M. S. Sloth, *Phys. Rev. D* **103**, L041303 (2021), [arXiv:1910.10739 \[astro-ph.CO\]](#).
- [39] J. Sakstein and M. Trodden, *Phys. Rev. Lett.* **124**, 161301 (2020), [arXiv:1911.11760 \[astro-ph.CO\]](#).
- [40] G. Ye and Y.-S. Piao, *Phys. Rev. D* **101**, 083507 (2020), [arXiv:2001.02451 \[astro-ph.CO\]](#).
- [41] N. B. Hogg, M. Bruni, R. Crittenden, M. Martinelli, and S. Peirone, *Phys. Dark Univ.* **29**, 100583 (2020), [arXiv:2002.10449 \[astro-ph.CO\]](#).
- [42] G. Ballesteros, A. Notari, and F. Rompineve, *JCAP* **11**, 024 (2020), [arXiv:2004.05049 \[astro-ph.CO\]](#).
- [43] G. Alestas, L. Kazantzidis, and L. Perivolaropoulos, *Phys. Rev. D* **101**, 123516 (2020), [arXiv:2004.08363 \[astro-ph.CO\]](#).
- [44] K. Jedamzik and L. Pogosian, *Phys. Rev. Lett.* **125**, 181302 (2020), [arXiv:2004.09487 \[astro-ph.CO\]](#).
- [45] M. Ballardini, M. Braglia, F. Finelli, D. Paoletti, A. A. Starobinsky, and C. Umiltà, *JCAP* **10**, 044 (2020), [arXiv:2004.14349 \[astro-ph.CO\]](#).
- [46] E. Di Valentino, S. Gariazzo, O. Mena, and S. Vagnozzi, *JCAP* **07**, 045 (2020), [arXiv:2005.02062 \[astro-ph.CO\]](#).
- [47] A. Banerjee, H. Cai, L. Heisenberg, E. O. Colgáin, M. M. Sheikh-Jabbari, and T. Yang, *Phys. Rev. D* **103**, L081305 (2021), [arXiv:2006.00244 \[astro-ph.CO\]](#).
- [48] F. Niedermann and M. S. Sloth, *Phys. Rev. D* **102**, 063527 (2020), [arXiv:2006.06686 \[astro-ph.CO\]](#).
- [49] M. Gonzalez, M. P. Hertzberg, and F. Rompineve, *JCAP* **10**, 028 (2020), [arXiv:2006.13959 \[astro-ph.CO\]](#).
- [50] M. Braglia, M. Ballardini, F. Finelli, and K. Koyama, *Phys. Rev. D* **103**, 043528 (2021), [arXiv:2011.12934 \[astro-ph.CO\]](#).
- [51] S. Roy Choudhury, S. Hannestad, and T. Tram, *JCAP* **03**, 084 (2021), [arXiv:2012.07519 \[astro-ph.CO\]](#).
- [52] T. Brinckmann, J. H. Chang, and M. LoVerde, *Phys. Rev. D* **104**, 063523 (2021), [arXiv:2012.11830 \[astro-ph.CO\]](#).
- [53] G. Alestas, L. Kazantzidis, and L. Perivolaropoulos, *Phys. Rev. D* **103**, 083517 (2021), [arXiv:2012.13932 \[astro-ph.CO\]](#).
- [54] L.-Y. Gao, Z.-W. Zhao, S.-S. Xue, and X. Zhang, *JCAP* **07**, 005 (2021), [arXiv:2101.10714 \[astro-ph.CO\]](#).
- [55] G. Alestas and L. Perivolaropoulos, *Mon. Not. Roy. Astron. Soc.* **504**, 3956 (2021), [arXiv:2103.04045 \[astro-ph.CO\]](#).
- [56] T. Karwal, M. Raveri, B. Jain, J. Khoury, and M. Trodden, *Phys. Rev. D* **105**, 063535 (2022), [arXiv:2106.13290 \[astro-ph.CO\]](#).
- [57] F.-Y. Cyr-Racine, F. Ge, and L. Knox, *Phys. Rev. Lett.* **128**, 201301 (2022), [arXiv:2107.13000 \[astro-ph.CO\]](#).

- [58] O. Akarsu, S. Kumar, E. Özüiker, and J. A. Vazquez, *Phys. Rev. D* **104**, 123512 (2021), [arXiv:2108.09239 \[astro-ph.CO\]](#).
- [59] F. Niedermann and M. S. Sloth, *Phys. Lett. B* **835**, 137555 (2022), [arXiv:2112.00759 \[hep-ph\]](#).
- [60] E. N. Saridakis, W. Yang, S. Pan, F. K. Anagnostopoulos, and S. Basilakos, *Nucl. Phys. B* **986**, 116042 (2023), [arXiv:2112.08330 \[astro-ph.CO\]](#).
- [61] A. A. Sen, S. A. Adil, and S. Sen, *Mon. Not. Roy. Astron. Soc.* **518**, 1098 (2022), [arXiv:2112.10641 \[astro-ph.CO\]](#).
- [62] L. Herold, E. G. M. Ferreira, and E. Komatsu, *Astrophys. J. Lett.* **929**, L16 (2022), [arXiv:2112.12140 \[astro-ph.CO\]](#).
- [63] S. D. Odintsov and V. K. Oikonomou, *EPL* **137**, 39001 (2022), [arXiv:2201.07647 \[gr-qc\]](#).
- [64] L. Heisenberg, H. Villarrubia-Rojo, and J. Zosso, *Phys. Dark Univ.* **39**, 101163 (2023), [arXiv:2201.11623 \[astro-ph.CO\]](#).
- [65] L. Heisenberg, H. Villarrubia-Rojo, and J. Zosso, *Phys. Rev. D* **106**, 043503 (2022), [arXiv:2202.01202 \[astro-ph.CO\]](#).
- [66] R. K. Sharma, K. L. Pandey, and S. Das, *Astrophys. J.* **934**, 113 (2022), [arXiv:2202.01749 \[astro-ph.CO\]](#).
- [67] X. Ren, S.-F. Yan, Y. Zhao, Y.-F. Cai, and E. N. Saridakis, *Astrophys. J.* **932**, 131 (2022), [arXiv:2203.01926 \[astro-ph.CO\]](#).
- [68] R. C. Nunes, S. Vagnozzi, S. Kumar, E. Di Valentino, and O. Mena, *Phys. Rev. D* **105**, 123506 (2022), [arXiv:2203.08093 \[astro-ph.CO\]](#).
- [69] S. Nojiri, S. D. Odintsov, and V. K. Oikonomou, *Nucl. Phys. B* **980**, 115850 (2022), [arXiv:2205.11681 \[gr-qc\]](#).
- [70] N. Schöneberg and G. Franco Abellán, *JCAP* **12**, 001 (2022), [arXiv:2206.11276 \[astro-ph.CO\]](#).
- [71] M. Joseph, D. Aloni, M. Schmaltz, E. N. Sivarajan, and N. Weiner, *Phys. Rev. D* **108**, 023520 (2023), [arXiv:2207.03500 \[astro-ph.CO\]](#).
- [72] A. Gómez-Valent, Z. Zheng, L. Amendola, C. Wetterich, and V. Pettorino, *Phys. Rev. D* **106**, 103522 (2022), [arXiv:2207.14487 \[astro-ph.CO\]](#).
- [73] H. Moshafi, H. Firouzjahi, and A. Talebian, *Astrophys. J.* **940**, 121 (2022), [arXiv:2208.05583 \[astro-ph.CO\]](#).
- [74] S. D. Odintsov and V. K. Oikonomou, *EPL* **139**, 59003 (2022), [arXiv:2208.07972 \[gr-qc\]](#).
- [75] S. Banerjee, M. Petronikolou, and E. N. Saridakis, *Phys. Rev. D* **108**, 024012 (2023), [arXiv:2209.02426 \[gr-qc\]](#).
- [76] P. D. Alvarez, B. Koch, C. Laporte, and A. Rincon, *Phys. Dark Univ.* **45**, 101531 (2024), [arXiv:2210.11853 \[gr-qc\]](#).
- [77] F. Ge, F.-Y. Cyr-Racine, and L. Knox, *Phys. Rev. D* **107**, 023517 (2023), [arXiv:2210.16335 \[astro-ph.CO\]](#).
- [78] O. Akarsu, S. Kumar, E. Özüiker, J. A. Vazquez, and A. Yadav, *Phys. Rev. D* **108**, 023513 (2023), [arXiv:2211.05742 \[astro-ph.CO\]](#).
- [79] M. R. Gangopadhyay, S. K. J. Pacif, M. Sami, and M. K. Sharma, *Universe* **9**, 83 (2023), [arXiv:2211.12041 \[gr-qc\]](#).
- [80] T. Schiavone, G. Montani, and F. Bombacigno, *Mon. Not. Roy. Astron. Soc.* **522**, L72 (2023), [arXiv:2211.16737 \[gr-qc\]](#).
- [81] L.-Y. Gao, S.-S. Xue, and X. Zhang, *Chin. Phys. C* **48**, 051001 (2024), [arXiv:2212.13146 \[astro-ph.CO\]](#).
- [82] T. Brinckmann, J. H. Chang, P. Du, and M. LoVerde, *Phys. Rev. D* **107**, 123517 (2023), [arXiv:2212.13264 \[astro-ph.CO\]](#).
- [83] M. Khodadi and M. Schreck, *Phys. Dark Univ.* **39**, 101170 (2023), [arXiv:2301.03883 \[gr-qc\]](#).
- [84] S. Dahmani, A. Bouali, I. El Bojaddaini, A. Errahmani, and T. Ouali, *Phys. Dark Univ.* **42**, 101266 (2023), [arXiv:2301.04200 \[astro-ph.CO\]](#).
- [85] I. Ben-Dayan and U. Kumar, *JCAP* **12**, 047 (2023), [arXiv:2302.00067 \[astro-ph.CO\]](#).
- [86] J. de Cruz Perez and J. Sola Peracaula, *Phys. Dark Univ.* **43**, 101406 (2024), [arXiv:2302.04807 \[astro-ph.CO\]](#).
- [87] M. Ballardini, A. G. Ferrari, and F. Finelli, *JCAP* **04**, 029 (2023), [arXiv:2302.05291 \[astro-ph.CO\]](#).
- [88] Y.-H. Yao, J.-C. Wang, and X.-H. Meng, *Phys. Rev. D* **109**, 063502 (2024), [arXiv:2303.00961 \[astro-ph.CO\]](#).
- [89] M. R. Gangopadhyay, M. Sami, and M. K. Sharma, *Phys. Rev. D* **108**, 103526 (2023), [arXiv:2303.07301 \[astro-ph.CO\]](#).
- [90] Y. Zhai, W. Giarè, C. van de Bruck, E. Di Valentino, O. Mena, and R. C. Nunes, *JCAP* **07**, 032 (2023), [arXiv:2303.08201 \[astro-ph.CO\]](#).
- [91] J. Sola Peracaula, A. Gomez-Valent, J. de Cruz Perez, and C. Moreno-Pulido, *Universe* **9**, 262 (2023), [arXiv:2304.11157 \[astro-ph.CO\]](#).
- [92] A. Gómez-Valent, N. E. Mavromatos, and J. Solà Peracaula, *Class. Quant. Grav.* **41**, 015026 (2024), [arXiv:2305.15774 \[gr-qc\]](#).
- [93] Ruchika, H. Rathore, S. Roy Choudhury, and V. Rentala, *JCAP* **06**, 056 (2024), [arXiv:2306.05450 \[astro-ph.CO\]](#).
- [94] S. A. Adil, O. Akarsu, E. Di Valentino, R. C. Nunes, E. Özüiker, A. A. Sen, and E. Specogna, *Phys. Rev. D* **109**, 023527 (2024), [arXiv:2306.08046 \[astro-ph.CO\]](#).
- [95] E. Frion, D. Camarena, L. Giani, T. Miranda, D. Bertacca, V. Marra, and O. F. Piattella, *Open J. Astrophys.* **7**, 17 (2023), [arXiv:2307.06320 \[astro-ph.CO\]](#).
- [96] O. Akarsu, E. Di Valentino, S. Kumar, R. C. Nunes, J. A. Vazquez, and A. Yadav, (2023), [arXiv:2307.10899 \[astro-ph.CO\]](#).
- [97] L. A. Escamilla, W. Giarè, E. Di Valentino, R. C. Nunes, and S. Vagnozzi, *JCAP* **05**, 091 (2024), [arXiv:2307.14802 \[astro-ph.CO\]](#).
- [98] M. Petronikolou and E. N. Saridakis, *Universe* **9**, 397 (2023), [arXiv:2308.16044 \[gr-qc\]](#).
- [99] R. K. Sharma, S. Das, and V. Poulin, *Phys. Rev. D* **109**, 043530 (2024), [arXiv:2309.00401 \[astro-ph.CO\]](#).
- [100] I. Ben-Dayan and U. Kumar, *Eur. Phys. J. C* **84**, 167 (2024), [arXiv:2310.03092 \[astro-ph.CO\]](#).
- [101] O. F. Ramadan, T. Karwal, and J. Sakstein, *Phys. Rev. D* **109**, 063525 (2024), [arXiv:2309.08082 \[astro-ph.CO\]](#).
- [102] C. Fu and S.-J. Wang, *Phys. Rev. D* **109**, L041304 (2024), [arXiv:2310.12932 \[astro-ph.CO\]](#).
- [103] G. Efstathiou, E. Rosenberg, and V. Poulin, *Phys. Rev. Lett.* **132**, 221002 (2024), [arXiv:2311.00524 \[astro-ph.CO\]](#).
- [104] G. Montani, N. Carlevaro, and M. G. Dainotti, *Phys. Dark Univ.* **44**, 101486 (2024), [arXiv:2311.04822 \[gr-qc\]](#).
- [105] R. Lazkoz, V. Salzano, L. Fernandez-Jambrina, and M. Bouhmadi-López, *Phys. Dark Univ.* **45**, 101511 (2024), [arXiv:2311.10526 \[astro-ph.CO\]](#).

- [106] M. Forconi, W. Giarè, O. Mena, Ruchika, E. Di Valentino, A. Melchiorri, and R. C. Nunes, *JCAP* **05**, 097 (2024), arXiv:2312.11074 [astro-ph.CO].
- [107] M. Sebastianutti, N. B. Hogg, and M. Bruni, *Phys. Dark Univ.* **46**, 101546 (2024), arXiv:2312.14123 [astro-ph.CO].
- [108] D. Benisty, S. Pan, D. Staicova, E. Di Valentino, and R. C. Nunes, (2024), 10.1051/0004-6361/202449883, arXiv:2403.00056 [astro-ph.CO].
- [109] C. Stahl, B. Famaey, R. Ibata, O. Hahn, N. Martinet, and T. Montandon, (2024), arXiv:2404.03244 [astro-ph.CO].
- [110] R. Shah, P. Mukherjee, and S. Pal, (2024), arXiv:2404.06396 [astro-ph.CO].
- [111] W. Giarè, M. A. Sabogal, R. C. Nunes, and E. Di Valentino, (2024), arXiv:2404.15232 [astro-ph.CO].
- [112] G. Montani, N. Carlevaro, L. A. Escamilla, and E. Di Valentino, (2024), arXiv:2404.15977 [gr-qc].
- [113] R. T. Co, N. Fernandez, A. Ghalsasi, K. Harigaya, and J. Shelton, (2024), arXiv:2405.12268 [hep-ph].
- [114] O. Akarsu, A. De Felice, E. Di Valentino, S. Kumar, R. C. Nunes, E. Ozulker, J. A. Vazquez, and A. Yadav, (2024), arXiv:2406.07526 [astro-ph.CO].
- [115] A. Yadav, S. Kumar, C. Kibris, and O. Akarsu, (2024), arXiv:2406.18496 [astro-ph.CO].
- [116] K. Nozari, S. Saghafi, and M. Hajebrahimi, *Phys. Dark Univ.* **46**, 101571 (2024), arXiv:2407.01961 [gr-qc].
- [117] S. Dwivedi and M. Högäs, (2024), arXiv:2407.04322 [astro-ph.CO].
- [118] G. Montani, N. Carlevaro, and M. De Angelis, *Entropy* **26**, 662 (2024), arXiv:2407.12409 [gr-qc].
- [119] L. A. Escamilla, D. Fiorucci, G. Montani, and E. Di Valentino, (2024), arXiv:2408.04354 [astro-ph.CO].
- [120] L. Perivolaropoulos, (2024), arXiv:2408.11031 [astro-ph.CO].
- [121] Y.-H. Yao, J.-Q. Liu, Z.-Q. Huang, J.-C. Wang, and Y. Su, (2024), arXiv:2409.04678 [astro-ph.CO].
- [122] V. Poulin, T. L. Smith, R. Calderón, and T. Simon, (2024), arXiv:2407.18292 [astro-ph.CO].
- [123] D. Bousis and L. Perivolaropoulos, (2024), arXiv:2405.07039 [astro-ph.CO].
- [124] M. Raveri, *Phys. Rev. D* **101**, 083524 (2020), arXiv:1902.01366 [astro-ph.CO].
- [125] G. Benevento, W. Hu, and M. Raveri, *Phys. Rev. D* **101**, 103517 (2020), arXiv:2002.11707 [astro-ph.CO].
- [126] D. Camarena and V. Marra, *Mon. Not. Roy. Astron. Soc.* **504**, 5164 (2021), arXiv:2101.08641 [astro-ph.CO].
- [127] D. Camarena and V. Marra, (2023), arXiv:2307.02434 [astro-ph.CO].
- [128] M. Raveri, (2023), arXiv:2309.06795 [astro-ph.CO].
- [129] J. L. Bernal, L. Verde, and A. G. Riess, *JCAP* **10**, 019 (2016), arXiv:1607.05617 [astro-ph.CO].
- [130] G. E. Addison, D. J. Watts, C. L. Bennett, M. Halpern, G. Hinshaw, and J. L. Weiland, *Astrophys. J.* **853**, 119 (2018), arXiv:1707.06547 [astro-ph.CO].
- [131] P. Lemos, E. Lee, G. Efstathiou, and S. Gratton, *Mon. Not. Roy. Astron. Soc.* **483**, 4803 (2019), arXiv:1806.06781 [astro-ph.CO].
- [132] K. Aylor, M. Joy, L. Knox, M. Millea, S. Raghunathan, and W. L. K. Wu, *Astrophys. J.* **874**, 4 (2019), arXiv:1811.00537 [astro-ph.CO].
- [133] N. Schöneberg, J. Lesgourgues, and D. C. Hooper, *JCAP* **10**, 029 (2019), arXiv:1907.11594 [astro-ph.CO].
- [134] L. Knox and M. Millea, *Phys. Rev. D* **101**, 043533 (2020), arXiv:1908.03663 [astro-ph.CO].
- [135] N. Arendse *et al.*, *Astron. Astrophys.* **639**, A57 (2020), arXiv:1909.07986 [astro-ph.CO].
- [136] G. Efstathiou, *Mon. Not. Roy. Astron. Soc.* **505**, 3866 (2021), arXiv:2103.08723 [astro-ph.CO].
- [137] R.-G. Cai, Z.-K. Guo, S.-J. Wang, W.-W. Yu, and Y. Zhou, *Phys. Rev. D* **105**, L021301 (2022), arXiv:2107.13286 [astro-ph.CO].
- [138] R. E. Keeley and A. Shafieloo, *Phys. Rev. Lett.* **131**, 111002 (2023), arXiv:2206.08440 [astro-ph.CO].
- [139] O. Akarsu, E. O. Colgain, E. Özulker, S. Thakur, and L. Yin, *Phys. Rev. D* **107**, 123526 (2023), arXiv:2207.10609 [astro-ph.CO].
- [140] I. Tutusaus, M. Kunz, and L. Favre, (2023), arXiv:2311.16862 [astro-ph.CO].
- [141] L. A. Escamilla, E. Özulker, O. Akarsu, E. Di Valentino, and J. A. Vázquez, (2024), arXiv:2408.12516 [astro-ph.CO].
- [142] R. Jimenez, A. Cimatti, L. Verde, M. Moresco, and B. Wandelt, *JCAP* **03**, 043 (2019), arXiv:1902.07081 [astro-ph.CO].
- [143] J. L. Bernal, L. Verde, R. Jimenez, M. Kamionkowski, D. Valcin, and B. D. Wandelt, *Phys. Rev. D* **103**, 103533 (2021), arXiv:2102.05066 [astro-ph.CO].
- [144] S. Vagnozzi, F. Pacucci, and A. Loeb, *JHEAp* **36**, 27 (2022), arXiv:2105.10421 [astro-ph.CO].
- [145] J.-J. Wei and F. Melia, *Astrophys. J.* **928**, 165 (2022), arXiv:2202.07865 [astro-ph.CO].
- [146] S. Capozziello, G. Sarracino, and A. D. A. M. Spallicci, *Phys. Dark Univ.* **40**, 101201 (2023), arXiv:2302.13671 [astro-ph.CO].
- [147] L. Pogosian, G.-B. Zhao, and K. Jedamzik, *Astrophys. J. Lett.* **904**, L17 (2020), arXiv:2009.08455 [astro-ph.CO].
- [148] K. Jedamzik, L. Pogosian, and G.-B. Zhao, *Commun. in Phys.* **4**, 123 (2021), arXiv:2010.04158 [astro-ph.CO].
- [149] W. Lin, K. J. Mack, and L. Hou, *Astrophys. J. Lett.* **904**, L22 (2020), arXiv:1910.02978 [astro-ph.CO].
- [150] W. Lin, X. Chen, and K. J. Mack, *Astrophys. J.* **920**, 159 (2021), arXiv:2102.05701 [astro-ph.CO].
- [151] Z. Sakr, *Phys. Rev. D* **108**, 083519 (2023), arXiv:2305.02846 [astro-ph.CO].
- [152] M. Baryakhtar, O. Simon, and Z. J. Weiner, (2024), arXiv:2405.10358 [astro-ph.CO].
- [153] S. Vagnozzi, E. Giusarma, O. Mena, K. Freese, M. Gerbino, S. Ho, and M. Lattanzi, *Phys. Rev. D* **96**, 123503 (2017), arXiv:1701.08172 [astro-ph.CO].
- [154] D. Wang, O. Mena, E. Di Valentino, and S. Gariazzo, (2024), arXiv:2405.03368 [astro-ph.CO].
- [155] D. Naredo-Tuero, M. Escudero, E. Fernández-Martínez, X. Marcano, and V. Poulin, (2024), arXiv:2407.13831 [astro-ph.CO].
- [156] G.-H. Du, P.-J. Wu, T.-N. Li, and X. Zhang, (2024), arXiv:2407.15640 [astro-ph.CO].
- [157] J.-Q. Jiang, W. Giarè, S. Gariazzo, M. G. Dainotti, E. Di Valentino, O. Mena, D. Pedrotti, S. S. da Costa, and S. Vagnozzi, (2024), arXiv:2407.18047 [astro-ph.CO].
- [158] I. M. H. Etherington, *Philosophical Magazine* **15**, 761 (1933).

- [159] S. Santos da Costa, V. C. Busti, and R. F. L. Holanda, *JCAP* **10**, 061 (2015), [arXiv:1506.00145 \[astro-ph.CO\]](#).
- [160] N. B. Hogg, M. Martinelli, and S. Nesseris, *JCAP* **12**, 019 (2020), [arXiv:2007.14335 \[astro-ph.CO\]](#).
- [161] F. Renzi, N. B. Hogg, and W. Giarè, *Mon. Not. Roy. Astron. Soc.* **513**, 4004 (2022), [arXiv:2112.05701 \[astro-ph.CO\]](#).
- [162] T. Liu, S. Cao, S. Ma, Y. Liu, C. Zheng, and J. Wang, *Phys. Lett. B* **838**, 137687 (2023), [arXiv:2301.02997 \[astro-ph.CO\]](#).
- [163] J.-Z. Qi, Y.-F. Jiang, W.-T. Hou, and X. Zhang, (2024), [arXiv:2407.07336 \[astro-ph.CO\]](#).
- [164] P. Motloch, *Phys. Rev. D* **101**, 123509 (2020), [arXiv:2004.11351 \[astro-ph.CO\]](#).
- [165] S. Vagnozzi, (2019), [arXiv:1907.08010 \[astro-ph.CO\]](#).
- [166] M. A. Troxel *et al.* (DES), *Phys. Rev. D* **98**, 043528 (2018), [arXiv:1708.01538 \[astro-ph.CO\]](#).
- [167] C. Heymans *et al.*, *Astron. Astrophys.* **646**, A140 (2021), [arXiv:2007.15632 \[astro-ph.CO\]](#).
- [168] G. Efstathiou and P. Lemos, *Mon. Not. Roy. Astron. Soc.* **476**, 151 (2018), [arXiv:1707.00483 \[astro-ph.CO\]](#).
- [169] D. Benisty, *Phys. Dark Univ.* **31**, 100766 (2021), [arXiv:2005.03751 \[astro-ph.CO\]](#).
- [170] R. C. Nunes and S. Vagnozzi, *Mon. Not. Roy. Astron. Soc.* **505**, 5427 (2021), [arXiv:2106.01208 \[astro-ph.CO\]](#).
- [171] Z. Sakr, S. Ilic, and A. Blanchard, *Astron. Astrophys.* **666**, A34 (2022), [arXiv:2112.14171 \[astro-ph.CO\]](#).
- [172] T. M. C. Abbott *et al.* (Kilo-Degree Survey, DES), *Open J. Astrophys.* **6**, 2305.17173 (2023), [arXiv:2305.17173 \[astro-ph.CO\]](#).
- [173] V. Ghirardini *et al.*, (2024), [arXiv:2402.08458 \[astro-ph.CO\]](#).
- [174] A. J. Ross *et al.*, *Mon. Not. Roy. Astron. Soc.* **449**, 835 (2015), [arXiv:1409.3242 \[astro-ph.CO\]](#).
- [175] S. Alam *et al.* (BOSS), *Mon. Not. Roy. Astron. Soc.* **470**, 2617 (2017), [arXiv:1607.03155 \[astro-ph.CO\]](#).
- [176] Z. Zhai *et al.* (eBOSS), *Astrophys. J.* **848**, 76 (2017), [arXiv:1607.05383 \[astro-ph.CO\]](#).
- [177] A. Tamone *et al.* (eBOSS), *Mon. Not. Roy. Astron. Soc.* **499**, 5527 (2020), [arXiv:2007.09009 \[astro-ph.CO\]](#).
- [178] J. Hou *et al.* (eBOSS), *Mon. Not. Roy. Astron. Soc.* **500**, 1201 (2020), [arXiv:2007.08998 \[astro-ph.CO\]](#).
- [179] V. de Sainte Agathe *et al.* (eBOSS), *Astron. Astrophys.* **629**, A85 (2019), [arXiv:1904.03400 \[astro-ph.CO\]](#).
- [180] D. Brout *et al.*, *Astrophys. J.* **938**, 110 (2022), [arXiv:2202.04077 \[astro-ph.CO\]](#).
- [181] D. M. Scolnic *et al.* (Pan-STARRS1), *Astrophys. J.* **859**, 101 (2018), [arXiv:1710.00845 \[astro-ph.CO\]](#).
- [182] V. Mossa *et al.*, *Nature* **587**, 210 (2020).
- [183] E. Aubourg *et al.* (BOSS), *Phys. Rev. D* **92**, 123516 (2015), [arXiv:1411.1074 \[astro-ph.CO\]](#).
- [184] A. Gelman and D. B. Rubin, *Statist. Sci.* **7**, 457 (1992).
- [185] A. Lewis, (2019), [arXiv:1910.13970 \[astro-ph.IM\]](#).
- [186] N. Schöneberg, L. Verde, H. Gil-Marín, and S. Brieden, *JCAP* **11**, 039 (2022), [arXiv:2209.14330 \[astro-ph.CO\]](#).
- [187] A. Lewis, A. Challinor, and A. Lasenby, *Astrophys. J.* **538**, 473 (2000), [arXiv:astro-ph/9911177](#).
- [188] S. Vagnozzi, *Phys. Rev. D* **104**, 063524 (2021), [arXiv:2105.10425 \[astro-ph.CO\]](#).
- [189] F. Niedermann and M. S. Sloth, *Phys. Rev. D* **103**, 103537 (2021), [arXiv:2009.00006 \[astro-ph.CO\]](#).
- [190] M. Escudero and S. J. Witte, *Eur. Phys. J. C* **81**, 515 (2021), [arXiv:2103.03249 \[hep-ph\]](#).
- [191] T. M. C. Abbott *et al.* (DES), (2024), [arXiv:2401.02929 \[astro-ph.CO\]](#).
- [192] D. Rubin *et al.*, (2023), [arXiv:2311.12098 \[astro-ph.CO\]](#).
- [193] E. O. Colgáin, S. Pourojaghi, and M. M. Sheikh-Jabbari, (2024), [arXiv:2406.06389 \[astro-ph.CO\]](#).
- [194] C. Krishnan, E. O. Colgáin, Ruchika, A. A. Sen, M. M. Sheikh-Jabbari, and T. Yang, *Phys. Rev. D* **102**, 103525 (2020), [arXiv:2002.06044 \[astro-ph.CO\]](#).
- [195] C. Krishnan, E. O. Colgáin, M. M. Sheikh-Jabbari, and T. Yang, *Phys. Rev. D* **103**, 103509 (2021), [arXiv:2011.02858 \[astro-ph.CO\]](#).
- [196] M. G. Dainotti, B. De Simone, T. Schiavone, G. Montani, E. Rinaldi, and G. Lambiase, *Astrophys. J.* **912**, 150 (2021), [arXiv:2103.02117 \[astro-ph.CO\]](#).
- [197] M. G. Dainotti, B. De Simone, T. Schiavone, G. Montani, E. Rinaldi, G. Lambiase, M. Bogdan, and S. Ugale, *Galaxies* **10**, 24 (2022), [arXiv:2201.09848 \[astro-ph.CO\]](#).
- [198] E. O. Colgáin, M. M. Sheikh-Jabbari, R. Solomon, G. Bargiacchi, S. Capozziello, M. G. Dainotti, and D. Stojkovic, *Phys. Rev. D* **106**, L041301 (2022), [arXiv:2203.10558 \[astro-ph.CO\]](#).
- [199] M. G. Dainotti, G. Sarracino, and S. Capozziello, *Publ. Astron. Soc. Jap.* **74**, 1095 (2022), [arXiv:2206.07479 \[astro-ph.CO\]](#).
- [200] E. O. Colgáin, M. M. Sheikh-Jabbari, R. Solomon, M. G. Dainotti, and D. Stojkovic, *Phys. Dark Univ.* **44**, 101464 (2024), [arXiv:2206.11447 \[astro-ph.CO\]](#).
- [201] E. O. Colgáin, M. M. Sheikh-Jabbari, and R. Solomon, *Phys. Dark Univ.* **40**, 101216 (2023), [arXiv:2211.02129 \[astro-ph.CO\]](#).
- [202] X. D. Jia, J. P. Hu, and F. Y. Wang, *Astron. Astrophys.* **674**, A45 (2023), [arXiv:2212.00238 \[astro-ph.CO\]](#).
- [203] M. Malekjani, R. M. Conville, E. O. Colgáin, S. Pourojaghi, and M. M. Sheikh-Jabbari, *Eur. Phys. J. C* **84**, 317 (2024), [arXiv:2301.12725 \[astro-ph.CO\]](#).
- [204] S. A. Adil, O. Akarsu, M. Malekjani, E. O. Colgáin, S. Pourojaghi, A. A. Sen, and M. M. Sheikh-Jabbari, *Mon. Not. Roy. Astron. Soc.* **528**, L20 (2023), [arXiv:2303.06928 \[astro-ph.CO\]](#).
- [205] O. Akarsu, E. O. Colgáin, A. A. Sen, and M. M. Sheikh-Jabbari, *Universe* **10**, 305 (2024), [arXiv:2402.04767 \[astro-ph.CO\]](#).
- [206] E. O. Colgáin, M. G. Dainotti, S. Capozziello, S. Pourojaghi, M. M. Sheikh-Jabbari, and D. Stojkovic, (2024), [arXiv:2404.08633 \[astro-ph.CO\]](#).
- [207] E. O. Colgáin, M. M. Sheikh-Jabbari, and L. Yin, (2024), [arXiv:2405.19953 \[astro-ph.CO\]](#).
- [208] X. D. Jia, J. P. Hu, and F. Y. Wang, (2024), [arXiv:2406.02019 \[astro-ph.CO\]](#).
- [209] S. W. Allen, R. W. Schmidt, and A. C. Fabian, *Mon. Not. Roy. Astron. Soc.* **334**, L11 (2002), [arXiv:astro-ph/0205007](#).
- [210] S. Ettori, P. Tozzi, and P. Rosati, *Astron. Astrophys.* **398**, 879 (2003), [arXiv:astro-ph/0211335](#).
- [211] S. Ettori, A. Morandi, P. Tozzi, I. Balestra, S. Borgani, P. Rosati, L. Lovisari, and F. Terenziani, *Astron. Astrophys.* **501**, 61 (2009), [arXiv:0904.2740 \[astro-ph.CO\]](#).
- [212] A. B. Mantz, S. W. Allen, R. G. Morris, D. A. Rapetti, D. E. Applegate, P. L. Kelly, A. von der Linden, and R. W. Schmidt, *Mon. Not. Roy. Astron. Soc.* **440**, 2077 (2014), [arXiv:1402.6212 \[astro-ph.CO\]](#).

- [213] A. B. Mantz *et al.* (SPT), *Mon. Not. Roy. Astron. Soc.* **510**, 131 (2021), arXiv:2111.09343 [astro-ph.CO].
- [214] F. Villaescusa-Navarro *et al.*, *Astrophys. J.* **929**, 132 (2022), arXiv:2201.02202 [astro-ph.CO].
- [215] N. Echeverri *et al.* (CAMELS), *Astrophys. J.* **954**, 125 (2023), arXiv:2304.06084 [astro-ph.CO].
- [216] C. Chawak, F. Villaescusa-Navarro, N. E. Rojas, Y. Ni, C. Hahn, and D. Angles-Alcazar, *Astrophys. J.* **969**, 105 (2024), arXiv:2309.12048 [astro-ph.CO].
- [217] C. Hahn, F. Villaescusa-Navarro, P. Melchior, and R. Teyssier, *Astrophys. J. Lett.* **966**, L18 (2024), arXiv:2310.08634 [astro-ph.CO].
- [218] B. Y. Wang and A. Pisani, *Astrophys. J.* **970**, L32 (2024), arXiv:2405.04447 [astro-ph.CO].
- [219] Y. Toda, W. Giarè, E. Özülker, E. Di Valentino, and S. Vagnozzi, (2024), arXiv:2407.01173 [astro-ph.CO].
- [220] N. Schöneberg and L. Vacher, (2024), arXiv:2407.16845 [astro-ph.CO].
- [221] I. J. Allali, M. P. Hertzberg, and F. Rompineve, *Phys. Rev. D* **104**, L081303 (2021), arXiv:2104.12798 [astro-ph.CO].
- [222] G. Ye, J. Zhang, and Y.-S. Piao, *Phys. Lett. B* **839**, 137770 (2023), arXiv:2107.13391 [astro-ph.CO].
- [223] L. A. Anchordoqui, E. Di Valentino, S. Pan, and W. Yang, *JHEAp* **32**, 28 (2021), arXiv:2107.13932 [astro-ph.CO].
- [224] N. Khosravi and M. Farhang, *Phys. Rev. D* **105**, 063505 (2022), arXiv:2109.10725 [astro-ph.CO].
- [225] H. Wang and Y.-S. Piao, *Phys. Lett. B* **832**, 137244 (2022), arXiv:2201.07079 [astro-ph.CO].
- [226] L. A. Anchordoqui, V. Barger, D. Marfatia, and J. F. Soriano, *Phys. Rev. D* **105**, 103512 (2022), arXiv:2203.04818 [astro-ph.CO].
- [227] A. Reeves, L. Herold, S. Vagnozzi, B. D. Sherwin, and E. G. M. Ferreira, *Mon. Not. Roy. Astron. Soc.* **520**, 3688 (2023), arXiv:2207.01501 [astro-ph.CO].
- [228] S. S. da Costa, D. R. da Silva, A. S. de Jesus, N. Pinto-Neto, and F. S. Queiroz, *JCAP* **04**, 035 (2024), arXiv:2311.07420 [astro-ph.CO].
- [229] H. Wang and Y.-S. Piao, (2024), arXiv:2404.18579 [astro-ph.CO].
- [230] J.-Q. Jiang, D. Pedrotti, S. S. da Costa, and S. Vagnozzi, (2024), arXiv:2408.02365 [astro-ph.CO].
- [231] F. Simpson, *Phys. Rev. D* **82**, 083505 (2010), arXiv:1007.1034 [astro-ph.CO].
- [232] M. Escudero, O. Mena, A. C. Vincent, R. J. Wilkinson, and C. Boehm, *JCAP* **09**, 034 (2015), arXiv:1505.06735 [astro-ph.CO].
- [233] T. S. Koivisto, E. N. Saridakis, and N. Tamanini, *JCAP* **09**, 047 (2015), arXiv:1505.07556 [astro-ph.CO].
- [234] A. Pourtsidou and T. Tram, *Phys. Rev. D* **94**, 043518 (2016), arXiv:1604.04222 [astro-ph.CO].
- [235] S. Kumar and R. C. Nunes, *Eur. Phys. J. C* **77**, 734 (2017), arXiv:1709.02384 [astro-ph.CO].
- [236] V. Gluscevic and K. K. Boddy, *Phys. Rev. Lett.* **121**, 081301 (2018), arXiv:1712.07133 [astro-ph.CO].
- [237] K. K. Boddy and V. Gluscevic, *Phys. Rev. D* **98**, 083510 (2018), arXiv:1801.08609 [astro-ph.CO].
- [238] K. K. Boddy, V. Gluscevic, V. Poulin, E. D. Kovetz, M. Kamionkowski, and R. Barkana, *Phys. Rev. D* **98**, 123506 (2018), arXiv:1808.00001 [astro-ph.CO].
- [239] M. Asghari, J. Beltrán Jiménez, S. Khosravi, and D. F. Mota, *JCAP* **04**, 042 (2019), arXiv:1902.05532 [astro-ph.CO].
- [240] S. Vagnozzi, L. Visinelli, O. Mena, and D. F. Mota, *Mon. Not. Roy. Astron. Soc.* **493**, 1139 (2020), arXiv:1911.12374 [gr-qc].
- [241] J. Beltrán Jiménez, D. Bettoni, D. Figueruelo, and F. A. Teppa Pannia, *JCAP* **08**, 020 (2020), arXiv:2004.14661 [astro-ph.CO].
- [242] N. Becker, D. C. Hooper, F. Kahlhoefer, J. Lesgourgues, and N. Schöneberg, *JCAP* **02**, 019 (2021), arXiv:2010.04074 [astro-ph.CO].
- [243] D. Figueruelo *et al.*, *JCAP* **07**, 022 (2021), arXiv:2103.01571 [astro-ph.CO].
- [244] S. Vagnozzi, L. Visinelli, P. Brax, A.-C. Davis, and J. Sakstein, *Phys. Rev. D* **104**, 063023 (2021), arXiv:2103.15834 [hep-ph].
- [245] J. Beltrán Jiménez, D. Bettoni, D. Figueruelo, F. A. Teppa Pannia, and S. Tsujikawa, *Phys. Rev. D* **104**, 103503 (2021), arXiv:2106.11222 [astro-ph.CO].
- [246] M. S. Linton, R. Crittenden, and A. Pourtsidou, *JCAP* **08**, 075 (2022), arXiv:2107.03235 [astro-ph.CO].
- [247] K. K. Rogers, C. Dvorkin, and H. V. Peiris, *Phys. Rev. Lett.* **128**, 171301 (2022), arXiv:2111.10386 [astro-ph.CO].
- [248] F. Ferlito, S. Vagnozzi, D. F. Mota, and M. Baldi, *Mon. Not. Roy. Astron. Soc.* **512**, 1885 (2022), arXiv:2201.04528 [astro-ph.CO].
- [249] V. Poulin, J. L. Bernal, E. D. Kovetz, and M. Kamionkowski, *Phys. Rev. D* **107**, 123538 (2023), arXiv:2209.06217 [astro-ph.CO].
- [250] J. Beltrán Jiménez, E. Di Dio, and D. Figueruelo, *JCAP* **11**, 088 (2023), arXiv:2212.08617 [astro-ph.CO].
- [251] S. Vagnozzi, *Universe* **9**, 393 (2023), arXiv:2308.16628 [astro-ph.CO].
- [252] H. Desmond, B. Jain, and J. Sakstein, *Phys. Rev. D* **100**, 043537 (2019), [Erratum: *Phys.Rev.D* 101, 069904 (2020), Erratum: *Phys.Rev.D* 101, 129901 (2020)], arXiv:1907.03778 [astro-ph.CO].
- [253] Q. Ding, T. Nakama, and Y. Wang, *Sci. China Phys. Mech. Astron.* **63**, 290403 (2020), arXiv:1912.12600 [astro-ph.CO].
- [254] H. Desmond and J. Sakstein, *Phys. Rev. D* **102**, 023007 (2020), arXiv:2003.12876 [astro-ph.CO].
- [255] R.-G. Cai, J.-F. Ding, Z.-K. Guo, S.-J. Wang, and W.-W. Yu, *Phys. Rev. D* **103**, 123539 (2021), arXiv:2012.08292 [astro-ph.CO].
- [256] R.-G. Cai, Z.-K. Guo, L. Li, S.-J. Wang, and W.-W. Yu, *Phys. Rev. D* **103**, 121302 (2021), arXiv:2102.02020 [astro-ph.CO].
- [257] V. Marra and L. Perivolaropoulos, *Phys. Rev. D* **104**, L021303 (2021), arXiv:2102.06012 [astro-ph.CO].
- [258] C. Krishnan, R. Mohayaee, E. O. Colgáin, M. M. Sheikh-Jabbari, and L. Yin, *Class. Quant. Grav.* **38**, 184001 (2021), arXiv:2105.09790 [astro-ph.CO].
- [259] L. Perivolaropoulos and F. Skara, *Phys. Rev. D* **104**, 123511 (2021), arXiv:2109.04406 [astro-ph.CO].
- [260] S. Castello, M. Höggås, and E. Mörtzell, *JCAP* **07**, 003 (2022), [Erratum: *JCAP* 09, E01 (2022)], arXiv:2110.04226 [astro-ph.CO].
- [261] D. Camarena, V. Marra, Z. Sakr, and C. Clarkson, *Class. Quant. Grav.* **39**, 184001 (2022), arXiv:2205.05422 [astro-ph.CO].
- [262] L. Perivolaropoulos and F. Skara, *Universe* **8**, 502 (2022), arXiv:2208.11169 [astro-ph.CO].

- [263] V. K. Oikonomou, P. Tsyba, and O. Razina, *Universe* **8**, 484 (2022), [arXiv:2209.04669 \[gr-qc\]](#).
- [264] M. Högås and E. Mörtzell, *Phys. Rev. D* **108**, 024007 (2023), [arXiv:2303.12827 \[astro-ph.CO\]](#).
- [265] M. Högås and E. Mörtzell, *Phys. Rev. D* **108**, 124050 (2023), [arXiv:2309.01744 \[astro-ph.CO\]](#).
- [266] L. Giani, C. Howlett, K. Said, T. Davis, and S. Vagnozzi, *JCAP* **01**, 071 (2024), [arXiv:2311.00215 \[astro-ph.CO\]](#).
- [267] S. Mazurenko, I. Banik, P. Kroupa, and M. Haslbauer, *Mon. Not. Roy. Astron. Soc.* **527**, 4388 (2024), [arXiv:2311.17988 \[astro-ph.CO\]](#).
- [268] L. Huang, S.-J. Wang, and W.-W. Yu, (2024), [arXiv:2401.14170 \[astro-ph.CO\]](#).
- [269] Ruchika, L. Perivolaropoulos, and A. Melchiorri, (2024), [arXiv:2408.03875 \[astro-ph.CO\]](#).
- [270] S. J. Clark, K. Vattis, J. Fan, and S. M. Koushiappas, *Phys. Rev. D* **107**, 083527 (2023), [arXiv:2110.09562 \[astro-ph.CO\]](#).
- [271] L. Amendola *et al.*, *Living Rev. Rel.* **21**, 2 (2018), [arXiv:1606.00180 \[astro-ph.CO\]](#).
- [272] K. N. Abazajian *et al.* (CMB-S4), (2016), [arXiv:1610.02743 \[astro-ph.CO\]](#).
- [273] A. Aghamousa *et al.* (DESI), (2016), [arXiv:1611.00036 \[astro-ph.IM\]](#).
- [274] P. Ade *et al.* (Simons Observatory), *JCAP* **02**, 056 (2019), [arXiv:1808.07445 \[astro-ph.CO\]](#).
- [275] M. H. Abitbol *et al.* (Simons Observatory), *Bull. Am. Astron. Soc.* **51**, 147 (2019), [arXiv:1907.08284 \[astro-ph.IM\]](#).