

# Superdiffusion of energetic particles at shocks: A Lévy Flight model for acceleration

Sophie Aerdker<sup>1,2</sup>, Lukas Merten<sup>1,2</sup>, Frederic Effenberger<sup>1,2</sup>, Horst Fichtner<sup>1,2</sup>, and Julia Becker Tjus<sup>1,2,3</sup>

<sup>1</sup> Ruhr-Universität Bochum, Fakultät für Physik und Astronomie, Institut für Theoretische Physik IV, Universitätsstraße 150, 44780 Bochum, Germany

<sup>2</sup> Ruhr Astroparticle and Plasma Physics Center (RAPP Center), Bochum, Germany

<sup>3</sup> Chalmers University of Technology, Department of Space, Earth and Environment, 412 96 Gothenburg, Sweden

August 8, 2024

## ABSTRACT

**Context.** In the Heliosphere, power-law particle distributions are observed e.g. upstream of interplanetary shocks, which can result from superdiffusive transport. This non-Gaussian transport regime may result from intermittent magnetic field structures. Recently, we showed that a Lévy flight model reproduces the observed features at shocks: power-law distributions upstream and enhanced intensities at the shock.

**Aims.** We extend the Lévy flight model to study the impact of superdiffusive transport on particle acceleration at shocks. The acceleration time scale and spectral slope are compared to Gaussian diffusion and a Lévy walk model.

**Methods.** The fractional transport equation is solved by sampling the number density with the corresponding stochastic differential equation that is driven by an alpha-stable Lévy distribution. For both Gaussian and superdiffusive transport we use a modified version of CRPropa 3.2.

**Results.** We obtain the number density and energy spectra for constant and energy-dependent anomalous diffusion and find, compared to the case of Gaussian diffusion, harder energy spectra at the shock as well as faster acceleration. The spectral slope is even harder than predicted for Lévy walks.

**Conclusions.** Lévy flight models of superdiffusive transport lead to observed features in the Heliosphere. We further show that superdiffusive transport impacts the acceleration process by changing the probability to escape the shock. The flexibility of the Lévy flight model allows for further studies in the future, taking the shock geometry and magnetic field structure into account.

## 1. Introduction

Cosmic rays (CRs) undergo random scattering due to magnetic field fluctuations present in astrophysical plasmas. When successive small-angle scattering leads to Brownian motion of the particles this process can be described by Gaussian spatial diffusion along the magnetic field (Kulsrud & Pearce 1969; Skilling 1975). The time evolution of the particles' distribution function may then be described by the transport equation (e.g. Parker (1965); Schlickeiser (2002)) which has been successfully applied to model Galactic CR transport (see e.g. Becker Tjus & Merten (2020); Mertsch (2020) for reviews).

Observations in the Heliosphere, however, indicate that particle transport may not be Gaussian but *anomalous* (Perri et al. 2022). Such evidence comes from power-law profiles of ion and electron fluxes upstream of interplanetary shocks (Perri & Zimbardo 2007, 2008; Giacalone 2012; Perri et al. 2022), at the solar wind termination shock (Perri & Zimbardo 2009, 2012), or solar energetic particle events (Trotta & Zimbardo 2011), which contradicts expectations for Gaussian diffusion. Anomalous diffusion may result from intermittent magnetic fields: Particles scatter in magnetic field structures but move freely between them (Shukurov et al. 2017; Lübke et al. 2024).

Recently, we showed how superdiffusive transport of energetic particles at shocks leads to the observed upstream power-law distributions and intensity peaks at the shock (Effenberger et al. 2024). A fractional diffusion and

a Lévy flight model were introduced to describe superdiffusive transport.

In this paper, we extend the Lévy flight model from Effenberger et al. (2024) to include the acceleration of particles at the shock. The expected energy spectrum and acceleration time scale give further insights into superdiffusion and its role in particle transport. We compare the energy spectra we obtain with the Lévy flight model to those obtained by standard diffusive shock acceleration and by a Lévy walk model as discussed in Perri & Zimbardo (2012).

In general, the term anomalous diffusion describes all dynamics for which the mean squared displacement is characterized by a non-linear dependence on time,

$$\langle(\Delta x)^2\rangle \propto \tilde{\kappa}_\zeta t^\zeta, \quad (1)$$

in contrast to normal diffusion ( $\zeta = 1$ ). Depending on the anomalous diffusion exponent  $\zeta$ , it is distinguished between subdiffusive ( $\zeta < 1$ ) and superdiffusive processes ( $\zeta > 1$ ). Usually  $\zeta \leq 2$  is the upper limit for superdiffusive transport, with  $\zeta = 2$  corresponding to ballistic transport or free streaming. Note, that the anomalous diffusion coefficient  $\tilde{\kappa}_\zeta$  has units  $\text{m}^2/\text{s}^\zeta$ .

Anomalous transport cannot be captured by the standard transport equation but can be described by *fractional* transport equations. Fractional transport equations can, e.g., be solved by applying the generalized Itô lemma to obtain the corresponding stochastic differential equations (SDEs) that are driven by an alpha-stable Lévy distribution (Itô 1951; Magdziarz & Weron 2007). Section 2 gives

an overview of fractional transport equation and the Lévy flight model we employ to solve for the particle number density.

The Lévy flight model is more flexible than, e.g. Fourier series approximations (Stern et al. 2014; Effenberger et al. 2024): The energy gain at the shock can be calculated along with the particle transport, the (anomalous) diffusion coefficient can be momentum-dependent and, 2D or 3D transport along magnetic field lines can all be modeled with a similar simulation set-up, which is not possible with the given Fourier series approximation. We present first results for particle acceleration at a 1D planar shock, contrasting constant and momentum-dependent anomalous diffusion coefficients.

For Gaussian diffusion, the energy spectrum of particles at a stationary non-relativistic planar shock with compression ratio  $q$  has the characteristic slope  $s = 2 - 3q/(q - 1)$ , see, e.g., Drury (1983). Even for non-linear diffusion this *universal power-law* can be found (Walter et al. 2022). Considering Lévy flights, we find harder<sup>1</sup> energy spectra at the shock, similar to what Perri & Zimbardo (2012) find for Lévy walks.

We compare the time-dependent spectra and number densities at the shock to those obtained with constant Gaussian diffusion as well as with a time-dependent Gaussian diffusion coefficient that mimics the mean squared displacement of the corresponding anomalous diffusion exponent  $\zeta$ . This allows to differentiate between effects coming from the larger mean-squared displacement of the Lévy flight model at a given time and those coming from the different underlying stochastic processes.

## 2. Fractional Diffusion and Lévy Flights

A common way to model superdiffusive processes is the usage of Lévy flights. Like Brownian motion, Lévy flights are Markov processes but the jump length distribution follows an inverse power-law (Metzler & Klafter 2000). From the jump length distribution and the assumption of finite characteristic waiting time between such jumps a space-fractional diffusion equation can be obtained (see e.g. Metzler & Klafter (2004) and references therein):

$$\frac{\partial f(x, t)}{\partial t} = \kappa_\alpha \nabla^\alpha f(x, t), \quad (2)$$

with the fractal dimension  $\alpha$  and fractional diffusion tensor  $\hat{\kappa}_\alpha$ . The Riesz-derivative (Gorenflo et al. 1999) is given by

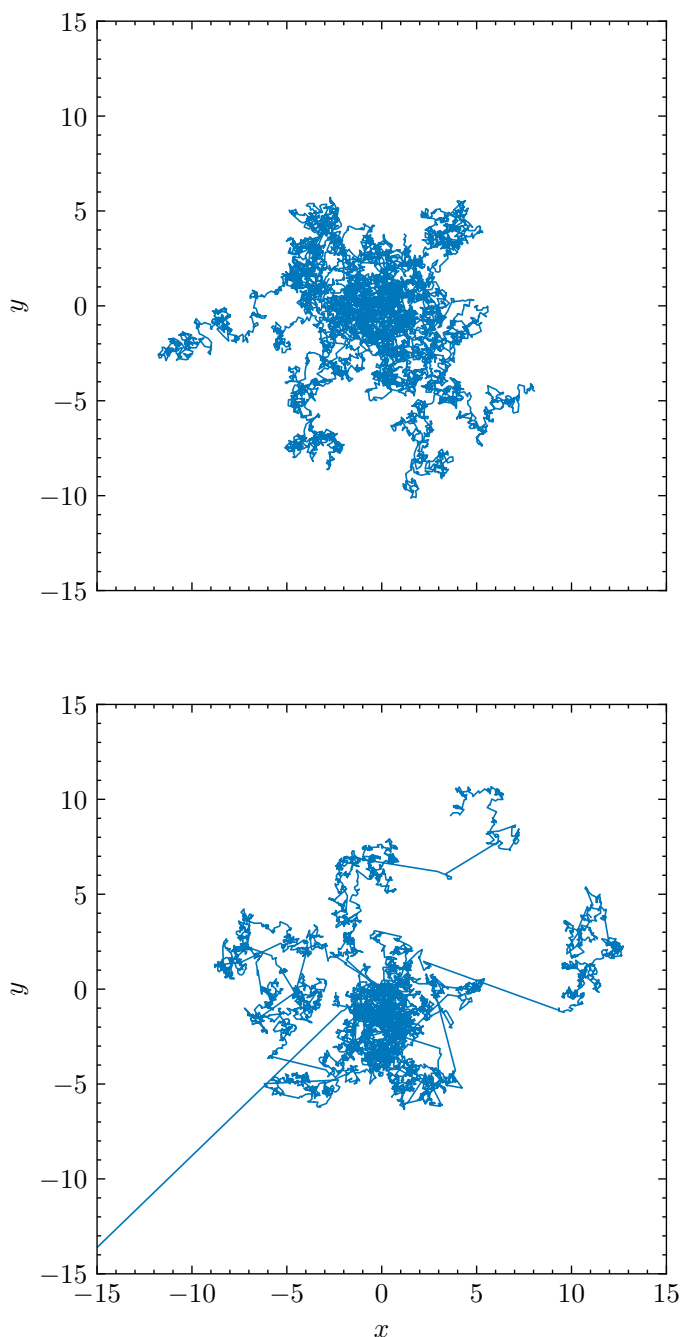
$$\nabla^\alpha f(x) = -\frac{1}{2 \cos(\alpha\pi/2)} (-_\infty D_x^\alpha + {}_x D_{+\infty}^\alpha) f(x), \quad (3)$$

with the Riemann-Liouville fractional derivative defined as

$${}_0 D_t^{1-\beta} f(t) = \frac{1}{\Gamma(\beta)} \frac{d}{dt} \int_0^t (t-s)^{\beta-1} f(s) ds. \quad (4)$$

For  $\alpha = 2$  the normal diffusion equation is recovered. Figure 1 shows trajectories of Brownian motion  $\alpha = 2$  and  $\alpha = 1.7$  with the characteristic Lévy flights in 2D.

<sup>1</sup> corresponding to smaller values for the power-law slope parameter  $p^-s$ , here  $s > -2$ . More particles gained high energies.



**Fig. 1.** Ten pseudo-particle trajectories starting at  $(0,0)$  for a Gaussian diffusion process ( $\alpha = 2.0$ , with  $\kappa_2 = 1$  top) and Lévy process ( $\alpha = 1.7$ ,  $\kappa_{1.7} = 1$ , bottom). We discuss how to obtain pseudo-particle trajectories and their meaning in Sec. 2.2.

The power-law distribution of the jump length leads to a diverging variance, since at a given time  $t$  an arbitrarily large distance  $l$  may be traveled. However, Metzler & Klafter (2000) define a 'pseudo' mean squared displacement  $[x^2] \propto t^{2/\alpha}$  to relate the fractional dimension  $\alpha$  to the anomalous diffusion exponent  $\zeta = 2/\alpha$ . Note, that the fractional diffusion coefficient  $\kappa_\alpha$  has units  $m^\alpha/s$ . For  $\alpha = 2$  eq. (2) reproduces Gaussian diffusion.

Still, the diverging mean squared displacement is an issue for the spatial transport of massive particles. This can be solved by using Lévy walks instead. By coupling

the jump probability of a distance  $l$  to the time  $t$  that is needed to travel such a distance, a well-defined mean squared displacement is recovered (Metzler & Klafter 2000, 2004; Zaborudaev et al. 2015). Lévy walks have already been used to model particle transport and acceleration at shocks (Perri & Zimbardo 2012). The spatio-temporal coupling leads to a different dynamical process, which cannot easily be modeled with our approach. However, Lévy flights are a good approximation (we refer to Perri et al. (2015) for a comparison of a Lévy flight and Lévy walk model). Thus, we investigate how superdiffusive acceleration is different when applying a Lévy flight model compared to Lévy walks.

In order to investigate superdiffusive shock acceleration with Lévy flights, we solve the one-dimensional fractional transport equation assuming isotropic particle distributions in momentum space. The time evolution of the differential number density  $\mathcal{N} = p^2 f(x, p, t)$  in space  $x$  and momentum  $p$ , with  $f$  being the particle distribution function, is determined by

$$\frac{\partial \mathcal{N}}{\partial t} = \kappa_\alpha \nabla^\alpha \mathcal{N} - u(x) \cdot \frac{\partial \mathcal{N}}{\partial x} - \frac{p}{3} \frac{\partial u}{\partial x} \frac{\partial \mathcal{N}}{\partial p} + S(x, p, t), \quad (5)$$

where the spatial diffusion is generalized to superdiffusion and we consider a spatially constant anomalous diffusion coefficient  $\kappa_\alpha$ . In this macroscopic picture, (super-)diffusive shock acceleration results from adiabatic heating due to the divergence of the background flow  $u(x)$  (e.g. Krymskii (1977); Kirk et al. (1988); Drury (1983)). Sources and sinks are given by  $S(x, p, t)$ .

### 2.1. Solving the Fractional Fokker-Planck Equation with Stochastic Differential Equations

The fractional transport equation (5) is difficult to solve analytically, due to the non-local Riesz-derivative. When energy changes are neglected, the solution of the fractional diffusion equation or fractional diffusion-advection equation can e.g. be approximated by Fourier Series (Stern et al. 2014; Effenberger et al. 2024). A more flexible method is to sample the solution with a Monte-Carlo approach.

For that, the transport equation (5) is written into a fractional Fokker-Planck equation (FFPE) which corresponds to a set of SDEs according to Itô calculus (Itô 1951). In order to model one-dimensional superdiffusive shock acceleration, diffusion in momentum is neglected and the diffusion coefficient  $\kappa_\alpha$  is considered to be constant in space. The spatial displacement is then described by the SDE

$$dx(t) = u dt + \sqrt{2\kappa_\alpha^{1/\alpha}} dL_\alpha(t). \quad (6)$$

Here  $dL_\alpha(t)$  is an  $\alpha$ -stable Lévy process, for  $\alpha = 2$  is identical to a Wiener process, and results in Brownian motion. The first term describes the deterministic motion due to advection, the second term the stochastic motion, characterized by the fractional diffusion coefficient  $\kappa_\alpha$  and the Lévy process  $dL_\alpha(t)$ .

The change in momentum is given by an ordinary differential equation since diffusion in momentum space is neglected,

$$dp(t) = -\frac{p}{3} \frac{\partial u}{\partial x} dt. \quad (7)$$

Note that eq. (6) and (7) do not describe the time evolution of actual particles, but sample the differential number density  $\mathcal{N}$ .

SDEs can be approximated numerically in their integral form (see e.g. Kloeden & Platen (1992); Gardiner (2009)). A modified version of CRPropa 3.2 (Alves Batista et al. 2022) is used to solve the stochastic differential equation in space which uses the Euler-Maruyama scheme for integrating the SDE (6)

$$x_{n+1} - x_n = u\Delta t + \sqrt{2\kappa_\alpha^{1/\alpha}} \Delta t^{1/\alpha} \eta_{\alpha,t}. \quad (8)$$

In each simulation time step,  $\Delta t$ , a random number  $\eta_{\alpha,t}$  is drawn from the  $\alpha$ -stable Lévy distribution, and the pseudo-particles position is updated to  $x_{n+1}$ . The random number generation for  $\eta_{\alpha,t}$  is based on the Chambers-Mallows-Stuck algorithm (Chambers et al. 1976). Lévy flights result from random numbers drawn from the heavy power-law tails of the distribution. For  $\alpha = 2$  the Euler-Maruyama scheme with a Wiener process is recovered.

In general, the Euler-Maruyama scheme has no constraints on the time step. However, the choice of time step can be crucial to obtaining correct results, especially when simulating diffusive shock acceleration. This is discussed in detail in e.g. Kruells & Achterberg (1994), Strauss & Effenberger (2017), and Aerdker et al. (2024). Furthermore, to enhance statistics at high energies which only a fraction of pseudo-particles ever reach, the `CandidateSplitting` module of CRPropa is used. Pseudo-particles that cross specified boundaries in energy are split into two copies, in the later analysis and they are weighted accordingly to obtain the correct spectra. Boundaries are chosen depending on the expected spectral slope to balance the number of pseudo-particles in each energy bin (see Aerdker et al. (2024) for details of this method).

The SDE approach is quite flexible and easy to extend to higher dimensions and other geometries compared to Fourier series approximations. In CRPropa, Eq. (8) is defined in the lab frame. However, the diffusive step can be calculated in the orthonormal base of the magnetic field by integrating along the magnetic field line for parallel diffusion, calculating the perpendicular diffusive step, and transforming back to the lab frame in each time step (see Merten et al. (2017) for details of the transformation).

The ordinary differential equation (7) describing the time evolution of the pseudo-particles' momentum is integrated with an Euler scheme.

CRPropa 3.2 does not allow for continuous injection of pseudo-particles during simulation time. Instead, all pseudo-particle positions in phase-space are stored at times  $T_i = i\Delta T$  during simulation. After simulation, the differential number density  $n(x, p, T)$  at time  $T$  is obtained by summing over all contributions  $n(x, p, T_i)$  weighted by the time interval  $\Delta T$ . Note, that  $\Delta T$  does not necessarily need to be the same as the simulation time step  $\Delta t$ . We refer to (Merten et al. 2018; Aerdker et al. 2024) for more details. This method was already applied to model superdiffusive transport and compared to a Fourier series approximation in previous work (Effenberger et al. 2024).

## 2.2. Solving the fractional diffusion equation: 2D pseudo-particle trajectories

As a first application, we obtain the pseudo-particle trajectories for Gaussian diffusion and superdiffusion in 2D shown in Fig. 1 by setting  $u = 0$ .

In order to model the process in 2D we make the following changes to the Euler-Maruyama scheme (8): The scattering direction is randomly chosen within  $[0, 2\pi)$  and the diffusive step length  $\Delta r_{\text{diff}} = \sqrt{\Delta x_{\text{diff}}^2 + \Delta y_{\text{diff}}^2}$  is calculated in each time step. Note, that for this two random numbers are drawn from the Lévy distribution, with

$$\Delta r_{\text{diff}} = \sqrt{2\kappa_{\alpha}^{1/\alpha}} \sqrt{\eta_x^2 + \eta_y^2} t^{1/\alpha}, \quad (9)$$

assuming that the diffusion coefficient  $\kappa_{\alpha}$  is the same in  $x$  and  $y$  direction and with Lévy random numbers  $\eta_{\alpha,x}, \eta_{\alpha,y}$ . This ensures a positive step length and for  $\alpha = 2$  is equal to a random number drawn from the two-dimensional Chi distribution. This approach can easily be extended to three dimensions.

## 3. Modeling Superdiffusive Shock Acceleration

For the superdiffusive shock acceleration (SSA) with Lévy walks, Perri & Zimbaro (2012) found that the energy spectrum is slightly harder than predicted for the normal diffusive shock acceleration (DSA). For Lévy flights, we thus expect the spectral slope to be flatter as well, but not necessarily to be same as for Lévy walks.

Walter et al. (2022) found that the spectral slope does not differ from Gaussian diffusive shock acceleration for non-linear diffusion where the diffusion coefficient depends on the distribution function. Also, for time-dependent diffusion we do not expect a different spectral slope. However, similar to findings by Walter et al. (2022) the acceleration time scale is affected by the increasing diffusion coefficient over time.

In the macroscopic picture of the transport equation, acceleration at the shock arises from the interplay between (anomalous) diffusion and advection. We briefly explain constraints on modeling DSA or SSA with SDEs. We then compare the results for SSA with Lévy flights to time-dependent diffusion coefficient modeling a process with the same (pseudo) mean squared displacement.

### 3.1. One-dimensional planar shock

In the diffusive picture, momentum gain at shocks is described by eq. (7) so that the advective speed  $u(x)$  must be continuously differentiable. Thus, a finite shock width is assumed instead of a discrete shock transition. The one-dimensional planar shock at  $x = 0$  is described by

$$u(x) = \frac{u_1 + u_2}{2} - \frac{u_1 - u_2}{2} \tanh\left(\frac{x}{L_{\text{sh}}}\right), \quad (10)$$

with upstream and downstream velocity,  $u_1$  and  $u_2 = u_1/q$ , with compression ratio  $q$ , and shock width  $L_{\text{sh}}$ . The velocity profile  $u(x)$  is also used in other studies of DSA (Kruells & Achterberg 1994; Achterberg & Schure 2011; Walter et al. 2022; Aerdker et al. 2024).

In the following, all units are normalized so that

$$\tilde{x} = \frac{x}{x_0}, \quad \tilde{u} = \frac{u}{u_0}, \quad \tilde{t} = \frac{t}{t_0}, \quad \tilde{\kappa} = \frac{\kappa}{\kappa_0}, \quad \tilde{p} = \frac{p}{p_0}, \quad (11)$$

with  $x_0/v_0 = t_0$  and  $p_0$  being the momentum of pseudo-particles injected at the shock. For modeling transport and acceleration in the Heliosphere, the normalization can be set e.g. to  $x_0 = 1$  AU and  $v_0 = 400$  km/s. The compression ratio is assumed to be  $q = 4$ .

### Constraints on the simulation time step

The finite shock width in eq. (10), leads to constraints on the simulation time step and diffusion coefficient when modeling an ideal shock (for discussion on normal diffusion, see e.g. Kruells & Achterberg (1994); Achterberg & Schure (2011); Aerdker et al. (2024)). From a numerical perspective, pseudo-particles need to encounter the changing advection to be accelerated, which implies a sufficiently small time step. However, with small time steps, the diffusive step  $\Delta x_{\text{diff}} = \sqrt{2\kappa_{\alpha}^{1/\alpha}} \Delta t^{1/\alpha}$  — a measure for the stochastic step — may become smaller than the shock width. In that case, pseudo-particles will not make it back to the shock to be repeatedly accelerated. This constraint essentially depends on the chosen diffusion coefficient and shock width.

To model an ideal shock, the parameter  $\epsilon = u_1 L_{\text{sh}}/\kappa_2$  should be lower than one for Gaussian diffusion. Note that the diffusion coefficient has units  $\text{m}^{\alpha}/\text{s}$  when Lévy flights are considered. We found, however, that the constraints in the time step are less restrictive for superdiffusive transport since occasionally Lévy flights make it possible to cross the shock front again, even if the mean diffusive step is small.

### Simulation results

The time-dependent number density and momentum spectrum at the shock with superdiffusion,  $\alpha = 1.7$ , are compared to normal diffusion,  $\alpha = 2$ , and normal diffusion with a time-dependent diffusion coefficient that mimics the same dependency of the mean squared displacement on time,  $\kappa_2(t) = t^{2/\alpha-1}$  with  $\alpha = 1.7$ .

Figure 2 shows the time evolution of the spectra  $f p^2$  at the shock ( $x = [0, 1]$ ) weighted by  $p^2$  for the different diffusion processes/diffusion coefficients. The dotted lines show the fitted slope of the spectra when the stationary solution for  $p \leq 10^2 p_0$  is reached. The spectra are fitted in the range  $p = [10, 10^2] p_0$  to exclude effects from pseudo-particle injection at  $p = p_0$ .

In the case of a constant Gaussian diffusion coefficient (left), the stationary spectrum has the expected slope  $-2.017 \pm 0.003^2$  which is already reached at  $\tilde{t} = 200$ . Acceleration at the shock with a constant diffusion coefficient is fast compared to that with a diffusion coefficient which increases over time (middle). The time-dependent diffusion coefficient slows down the acceleration at the shock, thus, at  $\tilde{t} = 200$  the stationary solution for  $p < 10^2$  is not yet reached, as expected for an increased diffusion coefficient in the estimate for the acceleration time  $\tau_{\text{acc}}$ , see eq. (14) below. The stationary spectral slope is the same as for a constant Gaussian diffusion coefficient. The dip at low momentum (approx.  $p < 3$ ) comes from the vanishing diffusion

<sup>2</sup> The spectra are fitted for  $p < 10^2 p_0$  at  $\tilde{t} = 800$  by a least squares method.

coefficient early in time ( $\kappa_2(t=0) = 0$ ) and constraints on the chosen shock width/simulation time step.

The right panel of fig. 2 shows the time evolution resulting from superdiffusive shock acceleration. The stationary spectrum is harder compared to normal diffusion,  $s_{1.7} = 1.750 \pm 0.007$  for  $p < 10^2$ . Also, the stationary solution at  $\tilde{t} = 200$  for  $p < 10^2 p_0$  is not yet reached. However, acceleration is more efficient than in the case of time-dependent diffusion. The results are consistent with the work of Perri & Zimbardo (2012) who also found flatter spectra for superdiffusive shock acceleration with Lévy walks.

Figure 3 compares the time-evolution of the differential number density integrated over momentum. With increasing Gaussian diffusion over time, more particles reach the upstream region against the background flow compared to constant Gaussian diffusion. With Lévy flights, the characteristic power-law distributions emerge upstream. For a detailed discussion, see Effenberger et al. (2024). Note, that the number densities differ, since here the advection speed drops at the shock.

The dashed lines show the number density profiles at  $\tilde{t} = 800$ . Since there are no significant changes in the range  $\tilde{x} = [-20, 50]$ , the steady-state solution is already reached for Gaussian diffusion and almost for time-dependent Gaussian diffusion and Lévy flights.

### 3.2. Comparison to Lévy walks

The question remains why fractional diffusion changes the universal shock spectrum in contrast to time-dependent or even non-linear diffusion coefficients. At a one-dimensional planar shock, the spectral slope only depends on the shock compression ratio and the escape probability (see, e.g., Drury (1983)). Since the compression ratio remains the same, superdiffusion modeled with Lévy flights must result in a lower escape probability, leading to more efficient acceleration.

For Lévy walks, Perri & Zimbardo (2012) obtain with the propagator approach the escape probability  $P_{\text{esc}}$  and with that the power-law

$$\gamma = P_{\text{esc}} \frac{E}{\Delta E} = 6 \frac{\mu - 2}{\mu - 1} \frac{1}{q - 1} + 1, \quad (12)$$

for superdiffusive shock acceleration with  $\Delta E/E$  being the relative energy gain of relativistic particles at a planar shock with compression ratio  $q$ . Their parameter  $\mu$  can be related to the anomalous diffusion exponent  $\zeta = 4 - \mu$ . Thus, the fractional dimension  $\alpha = 2/(4 - \mu)$  has the same (pseudo) mean squared displacement. For the relation between the escape probability and spectral index we also refer to Kirk et al. (1996). They found softer spectra for subdiffusive shock acceleration.

Figure 4 compares the spectra of superdiffusive shock acceleration obtained with Lévy flights to those with Lévy walks having the same anomalous diffusion exponent  $\zeta$ . We do not find the same spectral slopes for Lévy flights but even harder spectra. Thus, the jump length distribution of Lévy flights seems to lower the escape probability even more, which leads to more efficient acceleration.

### 3.3. Comparison of particle number densities

Another approach to analyzing the escape probability is to have a look at the differential number densities for the different diffusion processes. Fig. 5 compares the differential number density of all considered diffusion processes in the range  $\tilde{x} = [-10, 10]$ .

Differences between the processes are subtle: For both, time-dependent Gaussian diffusion and Lévy flights more particles are upstream and close to shock, indicated by the negative ratio in the upper and middle panel of Fig. 5. For Lévy flights, the upstream power-laws are visible as more particles make it far upstream, even compared to time-dependent Gaussian diffusion (at least, at that point in time  $\tilde{t} = 800$ , without an upper boundary for the time-dependent diffusion coefficient  $\kappa_2(t)$ ). Also, the peak structure which forms at the shock for Lévy flights is well visible at  $x = 0$  in the upper panel.

More interesting is the ratio between the diffusion processes which have the same (pseudo) mean squared displacement in the bottom panel. For Lévy flights, the particle number density far upstream is higher, indicating a more efficient scattering from the downstream region back over the shock. Also, the number density right at the shock is higher. In the macroscopic approach, energy gain at the shock comes from the divergence of the velocity profile (see eq. (7)). With more particles close to the shock, they may be accelerated more efficiently.

### 3.4. Momentum-dependent diffusion

A more realistic description of the diffusion coefficient includes a dependence on the particles' momentum. With the SDE approach momentum-dependent diffusion in 1D can be modeled within the same framework. In the following we show the resulting spectra at a shock, considering momentum-dependent (fractional) diffusion coefficients

$$\kappa_\alpha(p) = \kappa_0 \left( \frac{p}{p_0} \right)^\delta. \quad (13)$$

The fractional transport equation is solved analogously to the previous section with the diffusion coefficient in the SDE (6) now being momentum dependent.

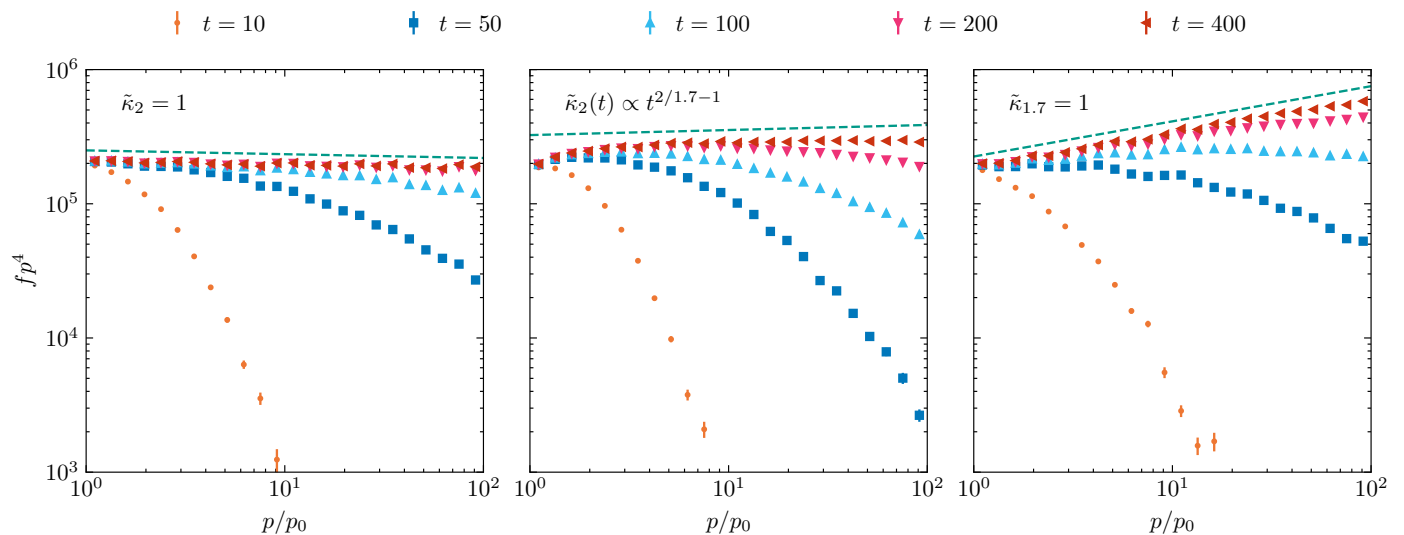
For Gaussian diffusion, the mean time to reach momentum  $p$  depends on the momentum dependence of the diffusion coefficient (Drury 1983). For  $\alpha = 1$ , the mean acceleration time is given by

$$\bar{t}(p) \propto \tau_{\text{acc}} \left( \frac{p}{p_0} - 1 \right), \quad (14)$$

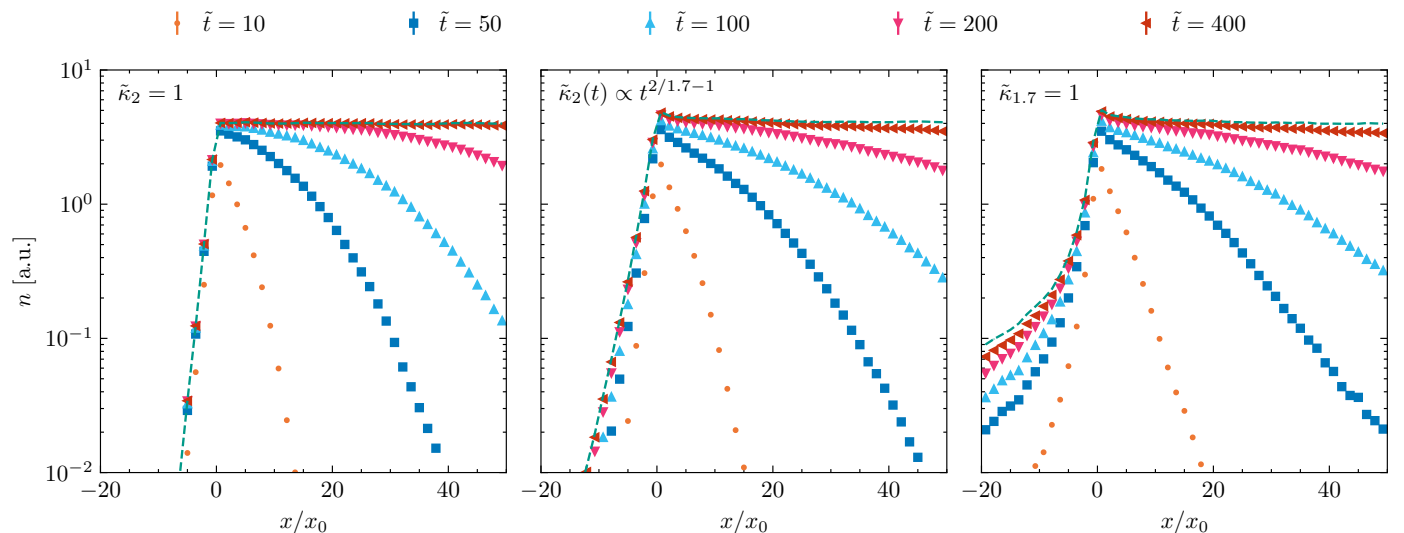
with  $\tau_{\text{acc}} = 3/(u_1 - u_2)(\kappa_1/u_1 + \kappa_2/u_2)$ . For Gaussian diffusion, the mean acceleration time we obtained for simulation agrees with the one given by eq. (14).

With  $\delta > 0$ , momentum-dependent diffusion slows down the acceleration at the shock over time, since the particles reach higher momentum and with that the diffusion coefficient increases. Figure 6 shows the spectrum of momentum-dependent Gaussian diffusion and with Lévy flights with  $\kappa_0 = 1$  and  $\delta = 1$  at the same times as for constant diffusion coefficients in Fig. 2. The cut-off due to the finite acceleration time is well visible in both cases.

Considering superdiffusion, eq. (14) is hard to define, however, fig. (6) shows that it takes longer to reach the



**Fig. 2.** Time evolution of the weighted spectrum  $f(p,t)p^4$  at the shock ( $\tilde{x} = [0, 1]$ ) for normal diffusion,  $\tilde{\kappa}_2 = 1$  (left), time-dependent diffusion,  $\tilde{\kappa}_2(t) \propto \tilde{t}^{2/1.7-1}$  (middle) and Lévy flights with  $\alpha = 1.7$  and  $\tilde{\kappa}_{1.7} = 1$  (right). Time-dependent diffusion and Lévy flights with  $\alpha = 1.7$  have the same (pseudo) mean squared displacement. The dashed lines indicate the slope of the fitted spectra at time  $\tilde{t} = 800$ .



**Fig. 3.** Time evolution of the number density integrated over momentum  $n = \int \mathcal{N} dp$  for normal diffusion,  $\tilde{\kappa}_2 = 1$  (left), time-dependent diffusion,  $\tilde{\kappa}_2(t) \propto \tilde{t}^{2/1.7-1}$  (middle), and Lévy flights with  $\alpha = 1.7$  and  $\tilde{\kappa}_{1.7} = 1$  (right). The dashed line shows the number density at  $\tilde{t} = 800$ .

same momentum in case of energy-dependent Lévy flights compared to Gaussian diffusion. Note that the Gaussian diffusion and Lévy flight process have the same value  $\kappa_0 = 1$  here<sup>3</sup>. At a given time, the Lévy flight model has a larger mean squared displacement which slows down the acceleration process. It is, thus, difficult to compare the different processes.

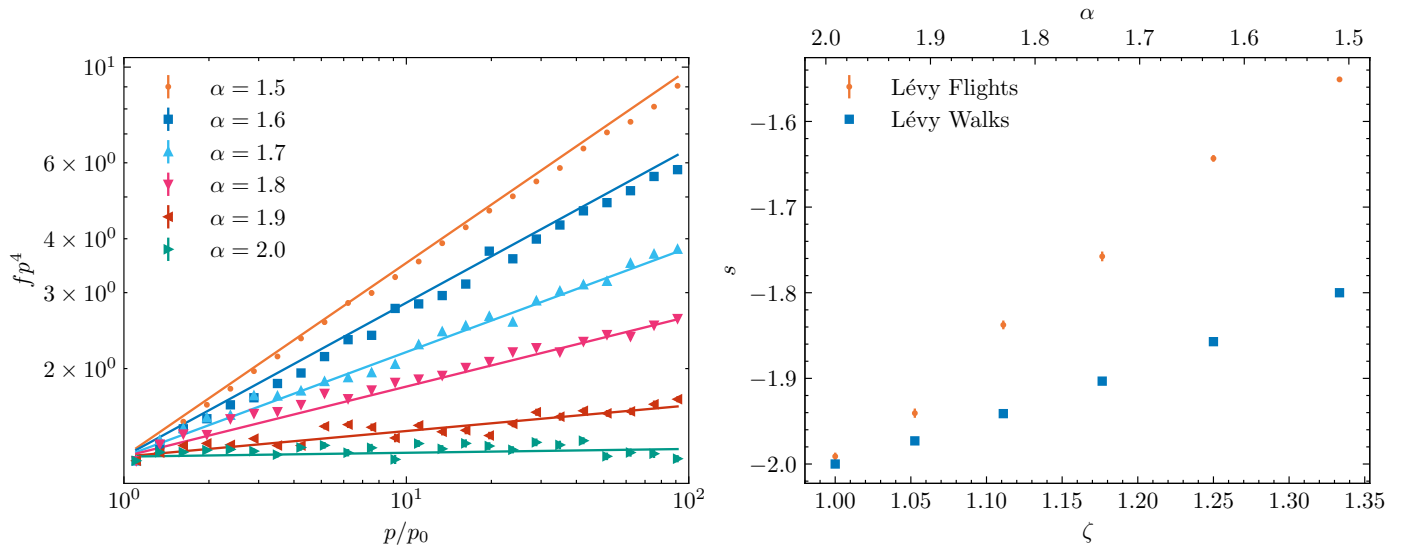
One attempt by Perri & Zimbaro (2012) is to scale the diffusion coefficient for Lévy walks with the fractional dimension  $\mu$ . This leads to a smaller anomalous diffusion coefficient and they conclude that superdiffusive acceleration is faster than Gaussian, similar to our results in the previous section.

<sup>3</sup> Note the different physical units:  $m^2/s$  and  $m^\alpha/s$

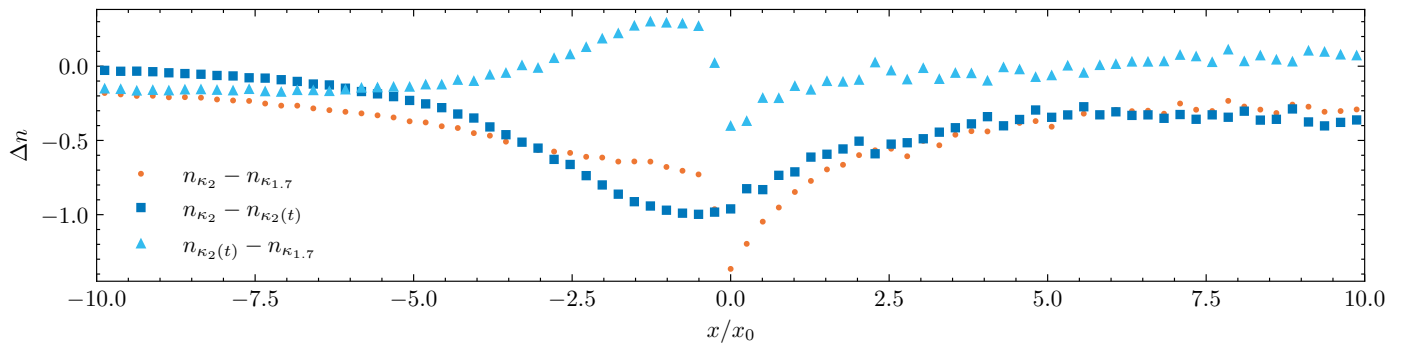
Over time, more particles make it to the upstream region, due to the increasing diffusion coefficient. Figure 7 shows the number density upstream of the shock over time. The upstream number density breaks from a Gaussian core to power-law tails. While the slope of the tails is determined by the fractional dimension, the break position depends on the diffusion coefficient (see Effenberger et al. 2024). The effective diffusion coefficient is growing over time with particles being accelerated to higher momentum.

#### 4. Discussion & Conclusions

We presented a Lévy flight model of superdiffusive acceleration based on stochastic differential equations which is an extension of the Lévy flight approach described in Effenberger et al. (2024) for superdiffusive transport. The en-



**Fig. 4.** Stationary spectra for  $p \leq 100p_0$  for different fractional dimension  $\alpha$  considering Lévy flights (left). Dots are simulation results, lines indicate the slopes fitted to the range  $p = (10, 100)p_0$ . The fitted slopes are shown in comparison to the slopes for Lévy walks in the right panel depending on the fractional dimension  $\alpha$  and (pseudo) mean squared displacement.



**Fig. 5.** Difference in differential number densities comparing Gaussian diffusion and Lévy flights (orange dots), constant and time-dependent Gaussian diffusion (blue squares), time-dependent Gaussian diffusion and Lévy flights (light blue triangles).

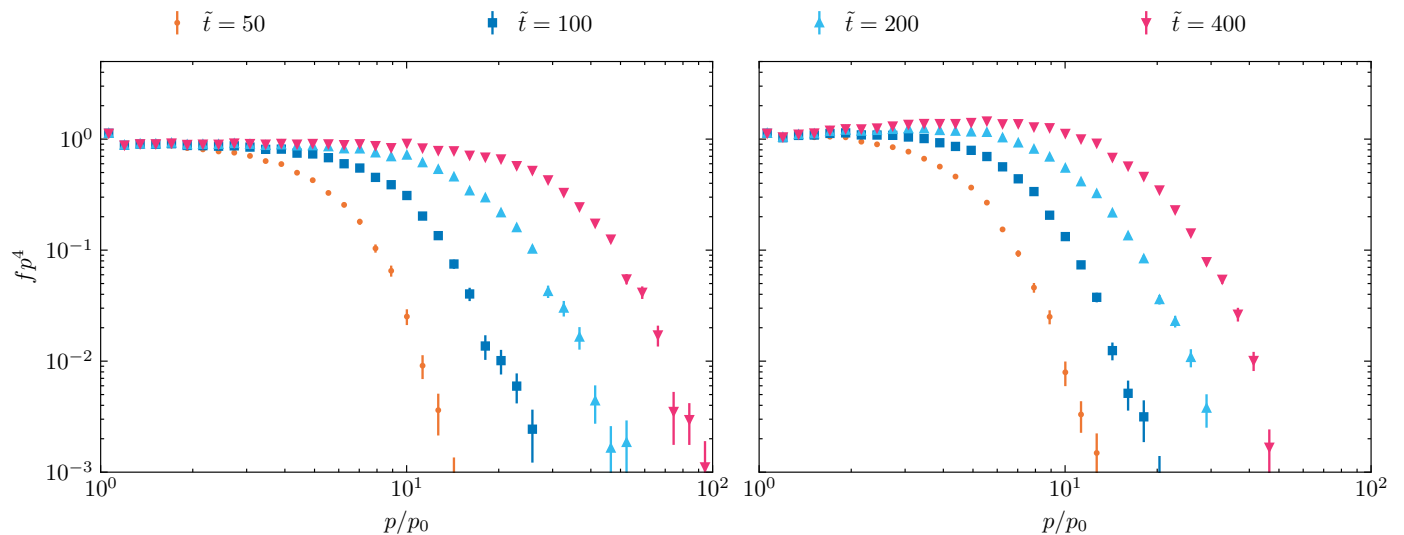
energy gain of CRs at the shock is given by Eq. 7, which is solved along with Eq. 6 describing the Lévy flight motion of CRs. A modified version of CRPropa3.2 is used to solve the system of (stochastic) differential equations with an Euler-Maruyama scheme.

We find, that the energy spectra at the shock are harder when CRs are subject to Lévy flights than for Gaussian diffusion. For Lévy flights, the spectral slope depends on the fractional dimension  $\alpha$  but not on the anomalous diffusion coefficient. This is analogous to Gaussian diffusion where the diffusion coefficient impacts the acceleration time scale but not the stationary spectrum.

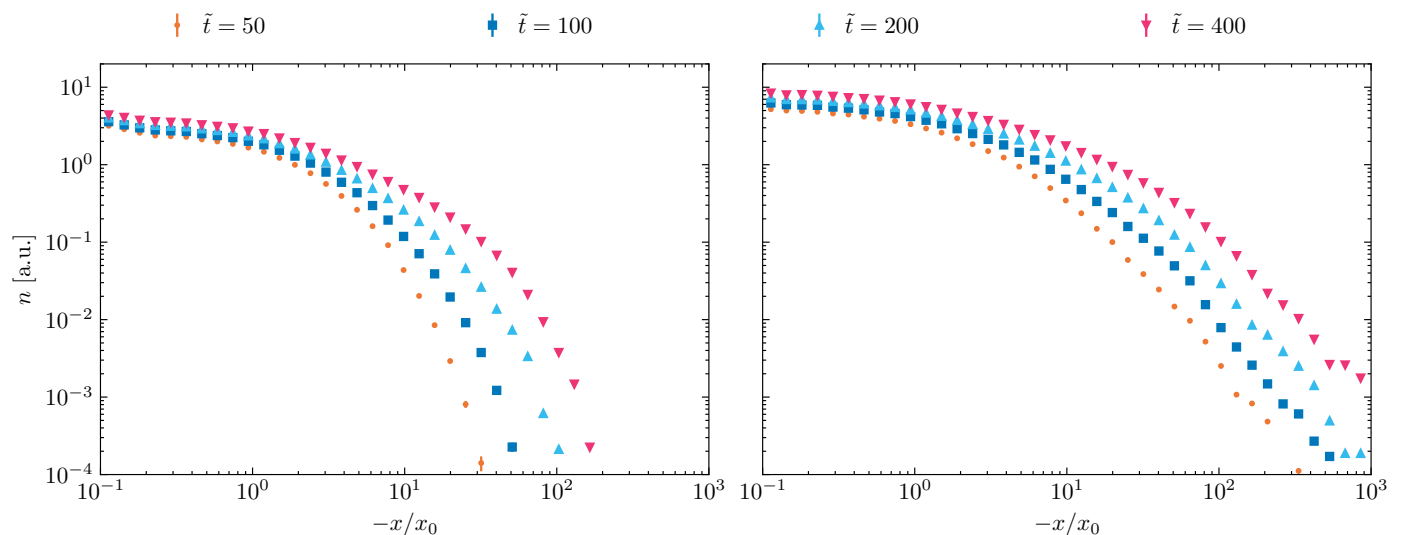
Energy spectra are even harder than previously found by Perri & Zimbardo (2012) for Lévy walks. The spectral slope is determined by the compression ratio of the shock and the escape probability of the particles (Drury 1983). With the compression ratio being the same, the probability to escape the shock must be changed due to the power-law jump length distribution of Lévy flights. Compared to Gaussian diffusion more particles are upstream, thus, the transport back to the shock must be more efficient. Since Lévy flights do not have a cut-off at large jumps like Lévy walks, it is plausible that the resulting energy spectra are even harder for the same anomalous diffusion exponent  $\zeta$ .

The comparison of fundamentally different processes of Gaussian diffusion, Lévy flights, and Lévy walks is not trivial. To eliminate the effect of the increasingly higher mean squared displacement of the Lévy flight process we further compare our results to a Gaussian process with a time-dependent diffusion coefficient. The mean squared displacement of the time-dependent Gaussian and Lévy process are always the same, but the underlying scattering process is different. Compared to the time-dependent Gaussian diffusion, Lévy flights have a shorter acceleration time scale. This is different to the approach by Perri & Zimbardo (2012) who scale down the anomalous diffusion coefficient depending on its fractional dimension for Lévy walks to compare the acceleration time to those of Gaussian diffusion. For future work in this context, a study of the effect of so-called tempered Lévy motion (Baeumer & Meerschaert 2010) may be of interest, i.e. of the effect of exponentially truncated Lévy distributions on the particle transport (see, e.g., le Roux 2024).

This work investigates anomalous diffusion at the level of particle distributions and energy spectra. However, it remains unclear what physical process is responsible for the non-Brownian motion. This side of the problem can e.g. be approached by studying test particle motion in magnetohy-



**Fig. 6.** Time evolution of the weighted spectrum  $f(p, t)p^4$  at the shock ( $x = [0, 1]$ ) for energy-dependent normal diffusion,  $\kappa_2 = 1p$  (left) and Lévy flights with  $\alpha = 1.7$  and  $\tilde{\kappa}_{1.7} = 1p$  (right).



**Fig. 7.** Time evolution of the distribution  $f(x, t)$  integrated over momentum  $p$  for energy-dependent normal diffusion,  $\tilde{\kappa}_2 = 1p/p_0$  (left) and Lévy flights with  $\alpha = 1.7$  and  $\tilde{\kappa}_{1.7} = 1p/p_0$  (right).

drodynamic or synthetic turbulence with intermittent coherent structures (Lübke et al. 2024). Recently, Lemoine (2023) and Kempfski et al. (2023) found that CRs can be scattered on bent magnetic field lines when their gyroradius exceeds the curvature radius of the magnetic field. Such localized, strong scattering events can lead to non-Brownian diffusion on small scales (Lemoine 2023).

To make meaningful predictions on superdiffusive particle transport in astrophysical scenarios both, the fractional dimension and anomalous diffusion coefficient must be known. For Gaussian diffusion, the diffusion coefficient may be calculated from theory (e.g., Shalchi 2020, 2021), or obtained in full-orbit test particle simulations by deriving *running diffusion coefficients*  $\langle \Delta x^2 \rangle / \Delta t$  (e.g. Mertsch (2020); Reichherzer et al. (2022)). For Lévy flights the running anomalous diffusion coefficient would converge over  $\langle \Delta x^2 \rangle / \Delta t^\zeta$ . Thus, when the fractional dimension  $\alpha = 2/\zeta$  (or  $\alpha = 4 - \zeta$  for Lévy walks) is known, the

anomalous diffusion coefficient can be determined from test particle simulations.

The anomalous diffusion coefficient and fractional dimension can also be fitted to observations by taking into account the slope of the upstream power-law distribution (determined by the fractional dimension) and the distance from the shock at which the distribution turns into power-laws (determined by the anomalous diffusion coefficient) (Effenberger et al. 2024).

Our work on superdiffusive transport and acceleration at 1D planar shocks sets the basis for more elaborate studies of anomalous transport. With the flexibility of the SDE approach also three-dimensional superdiffusive transport can be modeled analogously to eq. 9. We already showed in Sec. 2.2 how pseudo-particle trajectories in two dimensions can be obtained, which can easily be extended to three dimensions. Also, anisotropic superdiffusion parallel and perpendicular to the magnetic field lines can be studied using the field line integration of CRPropa 3.2. Furthermore, the



impact of a spherical shock geometry and the corresponding cooling due to the expanding wind can be taken into account in future analysis.

*Acknowledgements.* We acknowledge support from the DFG within the Collaborative Research Center SFB1491 "Cosmic Interacting Matters - From Source to Signal" (project number 445990517) and via the DFG grants EF 98/4-1 and FI 706/26-1.

## References

- Achterberg, A. & Schure, K. M. 2011, *MNRAS*, 411, 2628  
Aerdker, S., Merten, L., Becker Tjus, J., et al. 2024, *J. Cosmology Astropart. Phys.*, 2024, 068  
Alves Batista, R., Becker Tjus, J., Dörner, J., et al. 2022, *J. Cosmology Astropart. Phys.*, 2022, 035  
Baeumer, B. & Meerschaert, M. M. 2010, *Journal of Computational and Applied Mathematics*, 233, 2438  
Becker Tjus, J. & Merten, L. 2020, *Phys. Rep.*, 872, 1  
Chambers, J. M., Mallows, C. L., & Stuck, B. W. 1976, *Journal of the American Statistical Association*, 71, pp. 340  
Drury, L. O. 1983, *Rep. Prog. Phys.*, 46, 973  
Effenberger, F., Aerdker, S., Merten, L., & Fichtner, H. 2024, *A&A*, 686, A219  
Gardiner, C. 2009, *Stochastic methods*, Vol. 4 (Springer Berlin)  
Giacalone, J. 2012, *ApJ*, 761, 28  
Gorenflo, R., De Fabritiis, G., & Mainardi, F. 1999, *Physica A: Statistical Mechanics and its Applications*, 269, 79  
Itô, K. 1951, *On stochastic differential equations* No. 4 (American Mathematical Soc.)  
Kempski, P., Fielding, D. B., Quataert, E., et al. 2023, *MNRAS*, 525, 4985  
Kirk, J. G., Duffy, P., & Gallant, Y. A. 1996, *A&A*, 314, 1010  
Kirk, J. G., Schlickeiser, R., & Schneider, P. 1988, *ApJ*, 328, 269  
Kloeden, P. E. & Platen, E. 1992, *Stochastic differential equations*, Vol. 23 (Springer)  
Kruells, W. M. & Achterberg, A. 1994, *A&A*, 286, 314  
Krymskii, G. F. 1977, *Akademiia Nauk SSSR Doklady*, 234, 1306  
Kulsrud, R. & Pearce, W. P. 1969, *ApJ*, 156, 445  
le Roux, J. A. 2024, *ApJ*, 968, 112  
Lemoine, M. 2023, *Journal of Plasma Physics*, 89, 175890501  
Lübke, J., Effenberger, F., Wilbert, M., Fichtner, H., & Grauer, R. 2024, *EPL (Europhysics Letters)*, 146, 43001  
Magdziarz, M. & Weron, A. 2007, *Phys. Rev. E*, 75, 056702  
Merten, L., Becker Tjus, J., Fichtner, H., Eichmann, B., & Sigl, G. 2017, *J. Cosmology Astropart. Phys.*, 2017, 046  
Merten, L., Bustard, C., Zweibel, E. G., & Becker Tjus, J. 2018, *ApJ*, 859, 63  
Mertsch, P. 2020, *Ap&SS*, 365, 135  
Metzler, R. & Klafter, J. 2000, *Phys. Rep.*, 339, 1  
Metzler, R. & Klafter, J. 2004, *Journal of Physics A Mathematical General*, 37, 161  
Parker, E. N. 1965, *Planet. Space Sci.*, 13, 9  
Perri, S., Bykov, A., Fahr, H., Fichtner, H., & Giacalone, J. 2022, *Space Sci. Rev.*, 218, 26  
Perri, S. & Zimbardo, G. 2007, *ApJ*, 671, L177  
Perri, S. & Zimbardo, G. 2008, *Journal of Geophysical Research (Space Physics)*, 113, 3107  
Perri, S. & Zimbardo, G. 2009, *ApJ*, 693, L118  
Perri, S. & Zimbardo, G. 2012, *ApJ*, 750, 87  
Perri, S., Zimbardo, G., Effenberger, F., & Fichtner, H. 2015, *A&A*, 578, A2  
Reichherzer, P., Merten, L., Dörner, J., et al. 2022, *SN Applied Sciences*, 4, 15  
Schlickeiser, R. 2002, *Cosmic ray astrophysics* (Springer Science & Business Media)  
Shalchi, A. 2020, *Space Sci. Rev.*, 216, 23  
Shalchi, A. 2021, *ApJ*, 923, 209  
Shukurov, A., Snodin, A. P., Seta, A., Bushby, P. J., & Wood, T. S. 2017, *ApJ*, 839, L16  
Skilling, J. 1975, *MNRAS*, 172, 557  
Stern, R., Effenberger, F., Fichtner, H., & Schäfer, T. 2014, *Fractional Calculus and Applied Analysis*, 17, 171  
Strauss, R. D. T. & Effenberger, F. 2017, *Space Sci. Rev.*, 212, 151  
Trotta, E. M. & Zimbardo, G. 2011, *A&A*, 530, A130  
Walter, D., Effenberger, F., Fichtner, H., & Litvinenko, Y. 2022, *Physics of Plasmas*, 29, 072302  
Zaburdaev, V., Denisov, S., & Klafter, J. 2015, *Reviews of Modern Physics*, 87, 483