

Large positive magnetoconductance in carbon nanoscrolls

Yu-Jie Zhong,^{†,‡} Jia-Cheng Li,^{¶,‡} Xuan-Fu Huang,^{†,‡} Ying-Je Lee,^{†,‡} Ting-Zhen Chen,^{†,‡} Jia-Ren Zhang,^{†,‡} Angus Huang,[§] Hsiu-Chuan Hsu,^{*,||} Carmine Ortix,[⊥]
and Ching-Hao Chang^{*,†,‡,¶}

[†]*Department of Physics, National Cheng Kung University, Tainan 70101, Taiwan*

[‡]*Center for Quantum Frontiers of Research and Technology (QFort), National Cheng Kung University, Tainan 70101, Taiwan*

[¶]*Program on Key Materials, Academy of Innovative Semiconductor and Sustainable Manufacturing, National Cheng Kung University, Tainan 70101, Taiwan*

[§]*Department of Physics, National Tsing Hua University, Hsinchu 30013, Taiwan*

^{||}*Graduate Institute of Applied Physics, National Chengchi University, Taipei 11605, Taiwan*

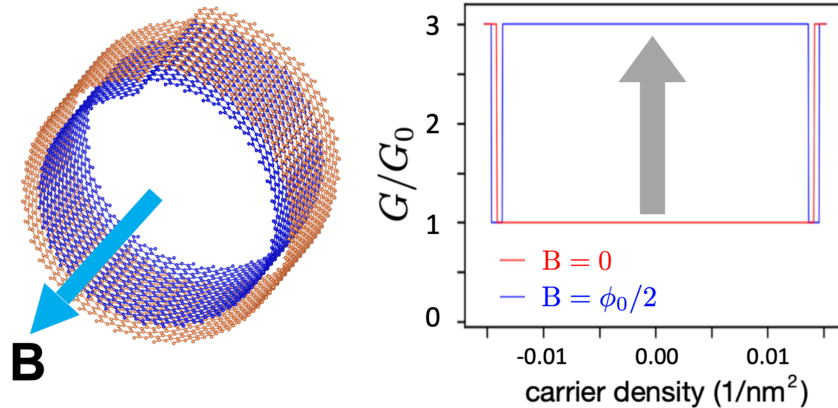
[⊥]*Dipartimento di Fisica “E. R. Caianiello”, Università di Salerno I-84084 Fisciano (Salerno), Italy*

E-mail: hcjhsu@nccu.edu.tw; cutygo@phys.ncku.edu.tw

Abstract

We theoretically demonstrate that carbon nanoscrolls – spirally wrapped graphene layers with open endpoints – can be characterized by a large positive magnetoconductance. We show that when a carbon nanoscroll is subject to an axial magnetic field of several Tesla, the ballistic conductance at low carrier densities of the nanoscroll has an increase of about 200%. Importantly, we find that this positive magnetoconductance

is not only preserved in an imperfect nanoscroll (with disorder or mild inter-turn misalignment) but can even be enhanced in the presence of on-site disorder. We prove that the positive magnetoconductance comes about the emergence of magnetic field-induced zero energy modes, specific of rolled-up geometries. Our results establish curved graphene systems as a new material platform displaying sizable magnetoresistive phenomena.



Keywords

Radial Superlattice, Aharonov-Bohm Effect, Interfacial Magnetic States, Longitudinal Magnetic Field

Introduction

Magnetoconductance – the change of conductance in response to an externally applied magnetic field – appears in different magnetic and non-magnetic materials alike and can have various physical origins. At very low temperatures, the presence of quantum interference effects, specifically weak (anti)localization, leads to a positive (negative) magnetoconductivity.¹ Weak antilocalization has been recently observed for instance in topological insulators² and is related to the strongly spin-orbit coupled Dirac surface states of these materials. The

competition between weak localization and antilocalization in InGaAs-based two-dimensional (2D) systems was analyzed through magnetoconductance.³ In the 2D electron gas formed at LaAlO₃/SrTiO₃ interfaces, a combination of spin-orbit coupling and scattering by finite-range impurities gives rise to a single particle mechanism of positive magnetoconductance in response to in-plane magnetic fields and at temperatures up to the 20K range.⁴ Furthermore, the negative longitudinal magnetoresistance of Weyl semimetals⁵ is connected to the chiral anomaly of Weyl fermions. It can reach values up to 40% and exhibits a strong angular dependence.^{6,7}

In nanostructures, geometrical effects owing to atomic structures,^{8,9} strain- and defect-engineering¹⁰ or layer stacking¹¹ can be the platform for magnetoresistive phenomena as well.¹² For instance, the ballistic magnetoconductance calculated in carbon nanotube reveals a step-like structure as a function of magnetic flux.¹³ In topological insulators (TI) nanowires, the π Berry phase due to the spin-momentum locking of the surface states leaves its hallmark on the electronic band structure and provides a gap in the energy spectrum.¹⁴ When threaded by a half magnetic flux quantum, the surface state gap effectively vanishes,¹⁵ thereby implying a positive magnetoconductance^{16,17} and Aharonov-Bohm oscillations. Additionally, magnetotransport has been theoretically studied in shaped TI nanowires, such as nanocones and dumbbells,^{18,19} where the surface electrons experience an out-of-plane component of the coaxial magnetic field. This variation in cross-sectional area leads to unconventional magnetic transport properties. Furthermore, geometrical effects have been also shown to lead to dipolar distributions of Berry curvature²⁰⁻²² and consequently to the observation of a non-linear Hall effect in the presence of time-reversal symmetry.²⁰

In this study, we focus on the magnetotransport properties of carbon nanoscrolls with a turn number of two or fewer.²³⁻²⁶ This compact nanoarchitecture can be synthesized by rolled-up technology and can be seen as radial superlattices due to their spiral cross section. This results in a very peculiar bandstructure and transport behavior different from conventional flat nanostructures.^{27,28} Both blue phosphorous²⁹ and black phosphorus nanoscrolls³⁰

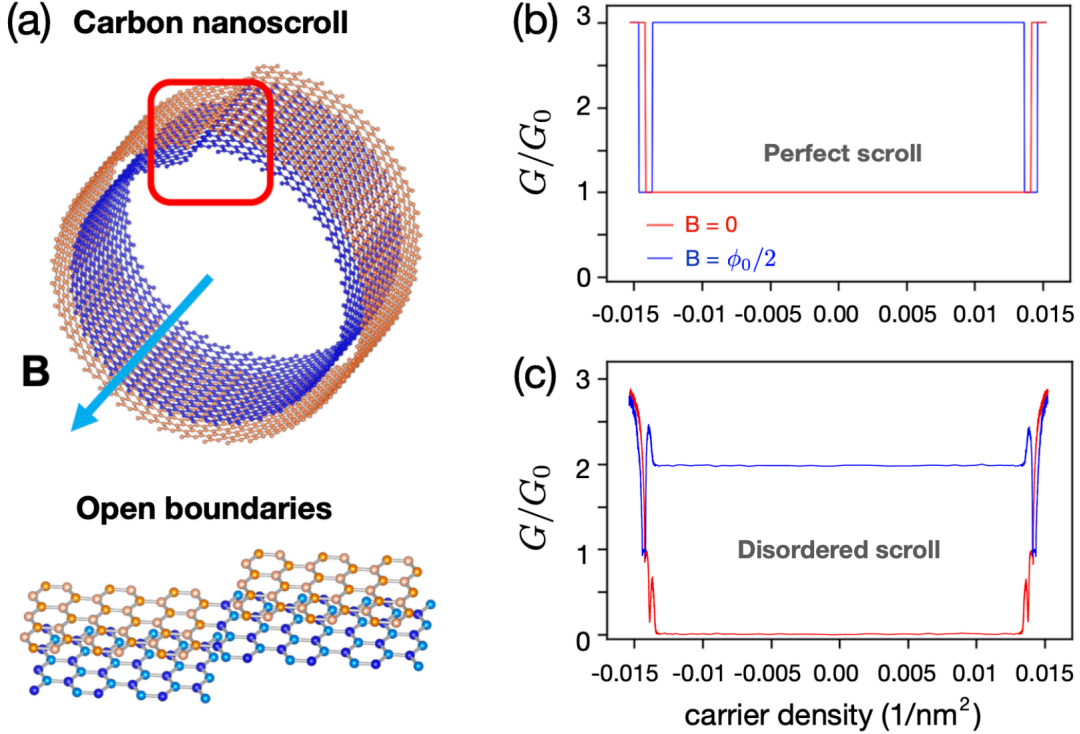


Figure 1: The conductances of two-turn CNSs with and without applied magnetic fields. (a) The way of applying magnetic fields and the boundary conditions of interface. (b) The conductances for the case of without disorder. (c) The conductances for the case of with disorder. In (b) and (c), the red line indicates the applied magnetic field $B = 0$ Tesla, whereas the blue line is for $B \approx 10$ Tesla (10.3949 Tesla in the numerical calculation).

are characterized by high carrier mobility. Importantly, there has been growing attention on aluminum- and lithium-based batteries that make use of carbon-based radial-superlattice cathodes.^{31–35}

The main findings of our study are summarized in **Fig. 1**. In a two-turn (two-turn) carbon nanoscroll (CNS) with zigzag edges (see **Fig. 1(a)**), the ballistic conductance is tripled when the nanostructure is threaded by a half-integer magnetic flux quantum $\phi_0/2$ (see **Fig. 1(b)**). This translates in a positive magnetoconductance coefficient (PMC) that reaches 200%. Remarkably, at low carrier densities the ballistic conductance of a carbon nanoscroll is only weakly affected by disorder (see **Fig. 1(c)**). This is in sharp contrast to a graphene zigzag ribbon that displays a zero-conductance dip.³⁶

Methods

In order to analyze ballistic transport in carbon nanoscrolls (CNS), we employ both a continuum $\mathbf{k} \cdot \mathbf{p}$ model³⁷ and a tight-binding model, with which we perform numerical calculations using the Kwant package.³⁸ In the following, we consider a two-turn CNS that can be mapped to bilayer graphene (see **Fig. 1(a)**) with mixed boundary conditions.³⁷ The corresponding four-band continuum model takes into account the sublattice and layer degrees of freedom and can be written in the $A1, B1, A2, B2$ basis.³⁹ The resulting energy dispersion can be obtained from the relation $\hbar v k_{\pm} = \sqrt{\varepsilon^2 \pm \gamma_1 \varepsilon - \hbar^2 v^2 k_z^2}$, where k_{\pm} and k_z are the momenta in the tangential and axial direction of the CNS respectively. In the equation above we introduce the velocity $v = \sqrt{3}a\gamma_0/2\hbar$ (see Section S1 in Supporting Information).

For modeling the two-turn CNS, we fix the intralayer coupling strength between A and B sites at $\gamma_0 = 3.16$ eV, and the interlayer coupling strength between site A2 (A site in the 2nd turn) and site B1 (B site in the 1st turn) with $\gamma_1 = 0.381$ eV, corresponding to an interlayer distance of 3.35 Å in the AB-stacked bilayer graphene^{39–41}. For the system length scale, we set the total arc length to $X = 100$ nm, which contains 934 atoms, for both the two-turn nanoscroll and the Möbius tube in the Kwant simulation.⁴² This corresponds to a perimeter of $L = 50$ nm and a radius of 7.99 nm for a single turn. Furthermore, the length along the core axis is 300 nm. Our numerical simulations for the structural configurations of carbon nanoscrolls are included in Section S2 in Supporting Information.

We define the positive magnetoconductance coefficient (PMC) as

$$\text{PMC} = \frac{G(\phi) - G(0)}{G(0)}, \quad (1)$$

where $G(\phi)$ indicates the conductance with magnetic flux ϕ . The two-terminal conductance in the ballistic regime is given by the Landauer formula,^{37,43–45}

$$G(E_F, T) = \int_{-\infty}^{\infty} G(E, 0) \left. \frac{\partial f}{\partial E} \right|_{E_F} dE, \quad (2)$$

where f is the Fermi-Dirac distribution function, and E_F is the Fermi energy. The zero temperature perfectly ballistic conductance of our one-dimensional nanostructure is proportional to the number of modes and given by $G(E, 0) = 2e^2 N_s/h$. We neglect the mild spin-orbit coupling of graphene.

To account for the effect of disorder, we include a random on-site potential that is Gaussian distributed^{37,46} (see Section S3 in Supporting Information). We consider two characteristic disorder strengths of 0.1 eV and 0.5 eV respectively, both comparable to the intralayer hopping amplitude. We examined the convergence of the averaged conductance and found that 200 configurations already achieve a small fluctuation of 5%. Therefore, we use 200 random disorder configurations for the results presented in the article, unless otherwise stated. More details on disorder convergence tests and, in addition, the calculations on mean free path can be found in Section S3 in Supporting Information.

Results and discussion

To get a comprehensive understanding of the transport properties of a two-turn CNS threaded by a magnetic flux, we first study the two-terminal conductance of a monolayer graphene nanoribbon with zigzag edges and ribbon width equal to the total arclength of our two-turn nanoscroll (see **Fig.2 (a)**). Based on order-of-magnitude estimation, we expect that the Zeeman effect and spin-orbit coupling have a negligible impact on the large PMC.^{47,48} **Figures 2(e) and (i)** show that in the low carrier density regime (electron or hole carrier density lower than 0.015 nm^{-2}), and thus close to the charge neutrality point (Fermi energy $|E| < 30 \text{ meV}$), the ballistic conductance is simply given by G_0 . Disorder leads to a zero-conductance dips close to the charge neutrality point (see red and blue lines in **Figs. 2(e) and (i)**). Very similar features are encountered when considering either a bilayer graphene ribbon (see **Figs. 2(f) and (j)**), a two-turn CNS in the absence of externally applied fields (see **Figs. 2(g) and (k)**), or a double-walled carbon nanotube (see Section S4 in Supporting Information).

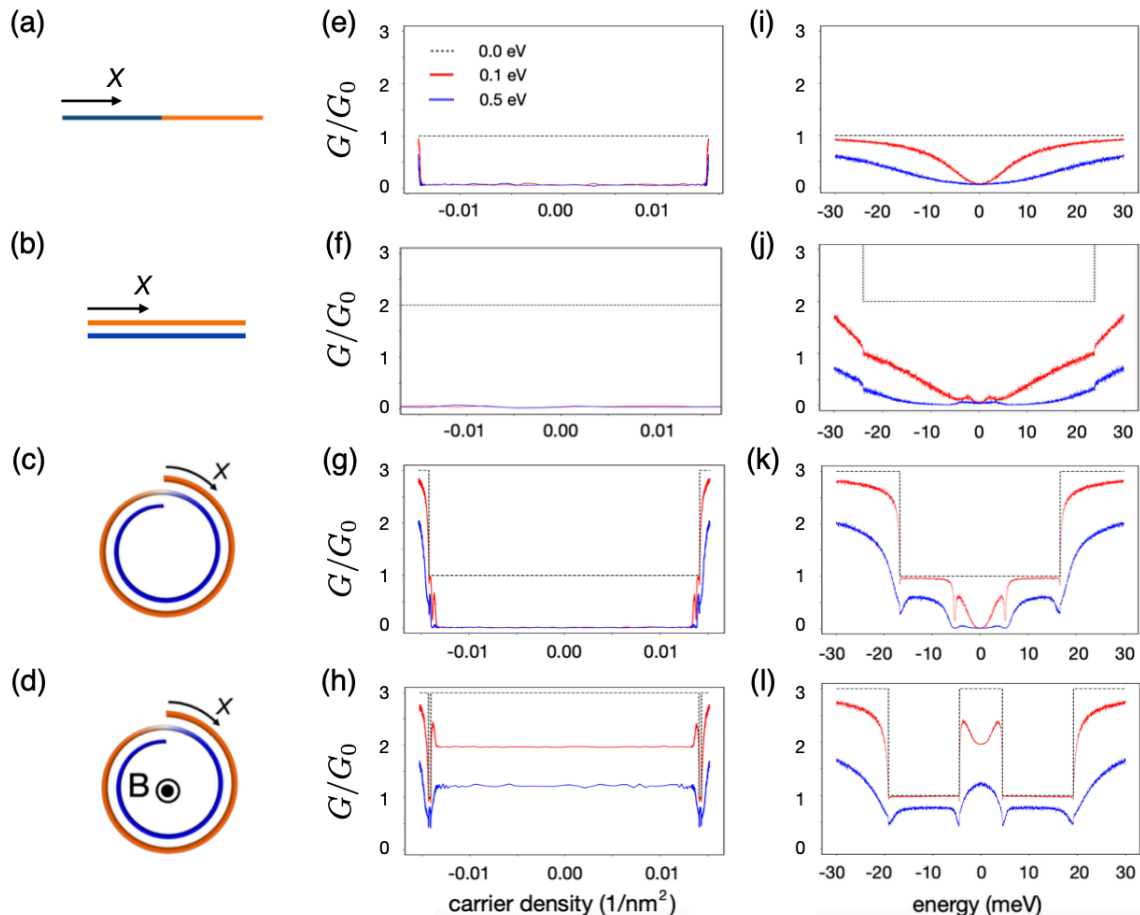


Figure 2: The conductances of (a) monolayer ribbon, (b) bilayer ribbon, (c) two-turn CNS and (d) two-turn CNS with applied magnetic flux for different disorder strengths. (e) The conductances of a monolayer ribbon, i.e. $\gamma_1 = 0$ eV. (f) The conductances of a AB-stacked bilayer ribbon with interlayer coupling strength $\gamma_1 = 0.381$ eV. (g) The conductances of a two-turn CNSs without applied magnetic fields. (h) The conductances of two-turn CNSs with applied magnetic fields $B \approx 10$ Tesla (10.3949 Tesla in the numerical calculation). As the counterparts of (e) to (h), (i) to (l) shows the conductance with the x-axis resending energies. The gray dashed line denotes the conductance for the perfect lattice. The red and blue line indicates the result of a system with applied disorder 0.1 eV and 0.5 eV, respectively.

For a CNS threaded by a half-integer magnetic flux quantum (see **Fig.2 (d)**), the situation is completely different. As shown in **Figs. 2(h) and (l)**, the ballistic conductance at charge neutrality is tripled, comparing to the results of monolayer nanoribbon shown in **Figs. 2(e) and (i)**. Furthermore, adding disorder does not lead to any zero-conductance dip even for disorder strength of about 0.5 eV, and thus larger than the interlayer hopping amplitude (see the blue line in **Figs. 2(h) and (l)**). We thus find that a CNS is characterized by

a PMC that reaches 200% near the charge neutrality point. Moreover, the mean free path along the core axis of a two-turn CNS with a magnetic flux exceeds one micrometer, as detailed in Section S3 of the Supporting Information. This indicates that PMC can be realized in nanoscroll systems with length scales ranging from nanometers to micrometers.^{23,26}

We note that the additional phase of the nanoscroll states, determined by the applied magnetic flux, is given by $\phi = \pi(\frac{L}{2\pi})^2 B$, where B is the magnetic field strength and L is the one-turn length of the nanoscroll. For our proposed magnetotransport to occur at $\phi = \pi/2 = \pi(L/2\pi)^2 B_c$, the required magnetic field strength B_c can be reduced by a factor of N^2 times by increasing the nanoscroll's arclength by a factor of N . For a two-turn nanoscroll with an arclength of 150 nm, for example, the required field strength, achieving the results shown in **Figs. 2(h) and (l)**, can be reduced to approximately 4.6 Tesla (see Section S4 in Supporting Information). Additionally, the energy and conductance under various applied magnetic fields are presented in Section S5 of the Supporting Information.

The conductance tripling in CNS threaded by a half-integer magnetic flux quantum can be understood by considering the electronic characteristic of CNSs and we start by considering a Möbius-like geometry in which the open endpoints of the CNS are closed (see **Fig. 3(a)**). Close to the \mathbf{K} (K') valley we observe the appearance of a two-fold degenerate zero-energy modes. This zero energy modes disappear when opening the boundary conditions as in an actual CNS (see **Figs. 3(b)**). Instead, we observe the appearance of the characteristic zero-energy edge modes of zigzag terminated graphene. With a half-integer magnetic flux quantum the energy spectrum for a Möbius-like CNS does not qualitatively change – we only observe a shift in the axial momentum of the doubly degenerate zero energy modes (see **Fig. 3(c)**). The case of a CNS with open boundary conditions threaded by a magnetic flux retains the zero-energy zigzag edge states found in the absence of magnetic fields. However, we concomitantly find the emergence of the zero energy doublet found with closed boundary conditions (see **Fig. 3(d)**). It is the appearance of these additional modes that lead to the tripling of the ballistic conductance in the vicinity of charge neutrality point (the region of

low carrier densities). To identify the qualitative difference between the Möbius-like-CNS and CNS ground states, the charge density distributions of ground states in the CNS with and without magnetic flux are both provided in **Fig. S1** in Supporting Information.

We would like to emphasize that pioneering studies⁴⁹⁻⁵² have confirmed that the AB-BA interface in bilayer graphene induces a topological feature in k -space, resulting in 1D interfacial topological valley states. Our results in **Fig. 3** demonstrate that the nontrivial interfacial state is sustained not only in a Möbius tube with the same interface but also in a carbon nanoscroll under an applied magnetic field. Furthermore, we have shown that the interfacial states for both the Möbius tube and the nanoscroll with magnetic flux share qualitatively similar charge density distributions, as detailed in Section S6 of the Supporting Information.

Conclusion

To sum up, we have theoretically demonstrated that radial superlattices, especially in AB- and BA stacked domain wall featuring two-turn CNS with magnetic flux, display a giant PMC. We have found that the PMC of a two-turn CNS is giant and up to more than two times of that of the ordinary graphene nanoribbon. With simulations of disordered systems, we have found that its conductance is less prone to disorder and PMC even increases, in contrast to the disordered TI nanowire that PMC decreases remarkably.^{14,15}

To interpret this novel result, we developed a model of the Möbius tube with an AB-BA bilayer interface and compared its band structures and quantum states with and without magnetic flux. The proposed PMC stems from nontrivial interfacial magnetic states, enabling it to persist not only under on-site disorder but also in systems with moderate lattice misalignment (see Section S7 in the Supporting Information) or an imperfect turn number in the nanoscroll (see Section S8 in the Supporting Information). It is expected that the insights and effects we have unveiled in our work will be observed in the experimental field.

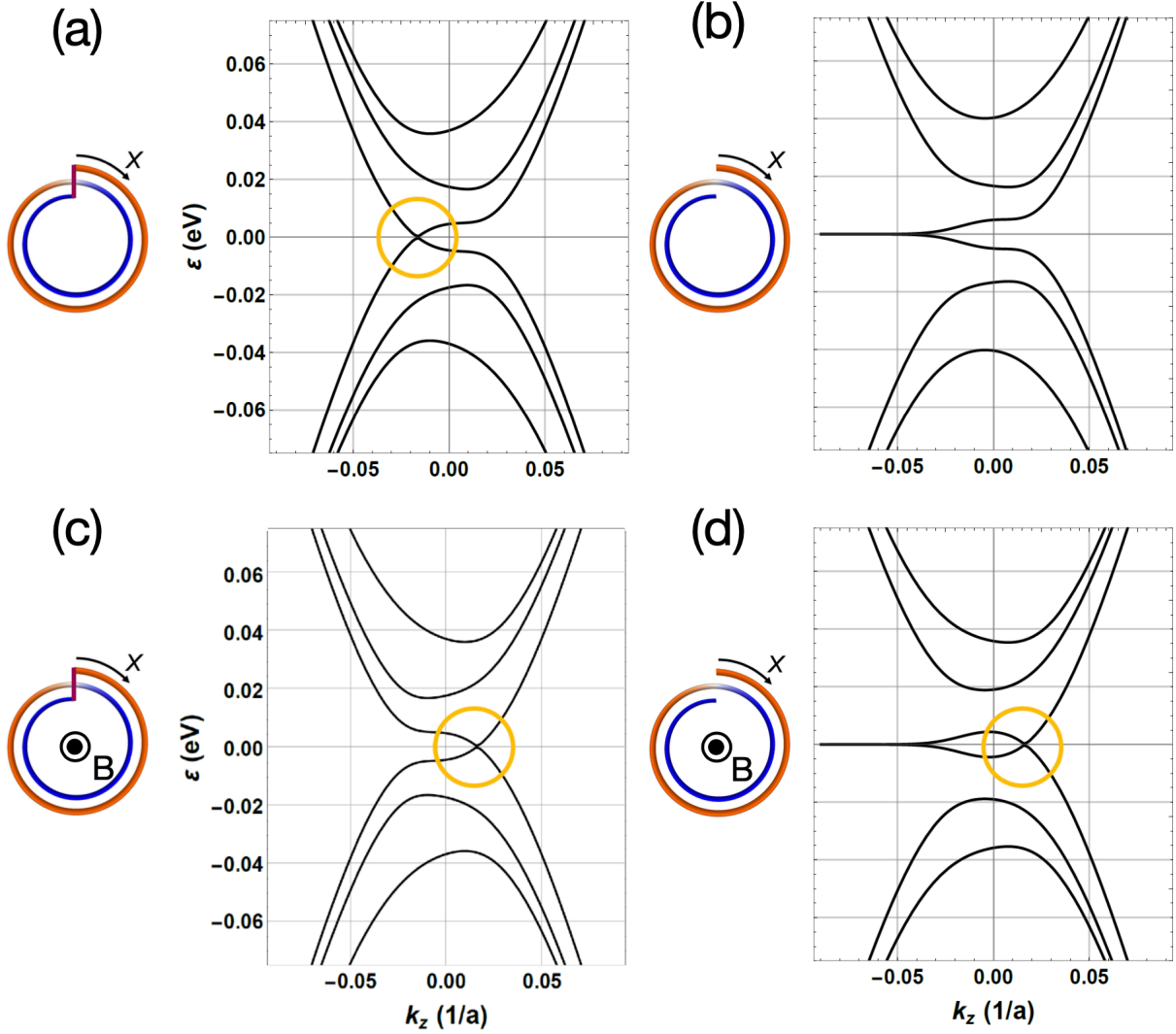


Figure 3: Energy bands of the two-turn CNSs and Möbius tube for the K point: (a) Möbius tube and (b) two-turn CNSs which are without applied magnetic fields, whereas (c) Möbius tube and (d) two-turn CNSs are with applied magnetic fields $B \approx 10$ Tesla (10.3949 Tesla in the numerical calculation)

Author Contributions

Y.-J. Z. and J.-C. Li contributed equally to this work.

Acknowledgement

We acknowledge the financial support by the National Science and Technology Council (Grant numbers 112-2112-M-006-026-, 112-2112-M-004-007 and 112-2112-M-006-015-MY2) and National Center for High-performance Computing for providing computational and storage resources. C.H.C. thanks support from the Yushan Young Scholar Program under the Ministry of Education in Taiwan. C.O. acknowledges support from the MAECI project “ULTRAQMAT”. This work was supported in part by the Higher Education Sprout Project, Ministry of Education to the Headquarters of University Advancement at the National Cheng Kung University (NCKU).

References

- (1) Rammer, J. Quantum transport theory of electrons in solids: A single-particle approach. *Rev. Mod. Phys.* **1991**, *63*, 781–817.
- (2) Lu, H.-Z.; Shen, S.-Q. Weak localization and weak anti-localization in topological insulators. *Spintronics VII*. 2014; p 91672E.
- (3) Meijer, F. E.; Morpurgo, A. F.; Klapwijk, T. M.; Koga, T.; Nitta, J. Competition between spin-orbit interaction and Zeeman coupling in Rashba two-dimensional electron gases. *Phys. Rev. B* **2004**, *70*, 201307.
- (4) Diez, M.; Monteiro, A. M. R. V. L.; Mattoni, G.; Cobanera, E.; Hyart, T.; Mulazimoglu, E.; Bovenzi, N.; Beenakker, C. W. J.; Caviglia, A. D. Giant Negative Magnetoresistance Driven by Spin-Orbit Coupling at the $\text{LaAlO}_3/\text{SrTiO}_3$ Interface. *Phys. Rev. Lett.* **2015**, *115*, 016803.
- (5) Son, D. T.; Spivak, B. Z. Chiral anomaly and classical negative magnetoresistance of Weyl metals. *Phys. Rev. B* **2013**, *88*, 104412.

- (6) Huang, X.; Zhao, L.; Long, Y.; Wang, P.; Chen, D.; Yang, Z.; Liang, H.; Xue, M.; Weng, H.; Fang, Z.; Dai, X.; Chen, G. Observation of the Chiral-Anomaly-Induced Negative Magnetoresistance in 3D Weyl Semimetal TTAs. *Phys. Rev. X* **2015**, *5*, 031023.
- (7) Arnold, F. et al. Negative magnetoresistance without well-defined chirality in the Weyl semimetal TaP. *Nature Communications* **2016**, *7*, 11615.
- (8) Odom, T. W.; Huang, J.-L.; Kim, P.; Lieber, C. M. Atomic structure and electronic properties of single-walled carbon nanotubes. *Nature* **1998**, *391*, 62–64.
- (9) Odom, T. W.; Huang, J.-L.; Kim, P.; Lieber, C. M. Structure and Electronic Properties of Carbon Nanotubes. *J. Phys. Chem. B* **2000**, *104*, 2794–2809.
- (10) Santra, P.; Ghaderzadeh, S.; Ghorbani-Asl, M.; Komsa, H.-P.; Besley, E.; Krasheninikov, A. V. Strain-modulated defect engineering of two-dimensional materials. *npj 2D Mater. Appl.* **2024**, *8*, 1–9.
- (11) James, T.; Bradford, J.; Kerfoot, J.; Korolkov, V. V.; Alkhamisi, M.; Taniguchi, T.; Watanabe, K.; Nizovtsev, A. S.; Antolín, E.; Besley, E.; Svatek, S. A.; Beton, P. H. Electroluminescence from a phthalocyanine monolayer encapsulated in a van der Waals tunnel diode. *Mol. Phys.* **2023**,
- (12) Gentile, P.; Cuoco, M.; Volkov, O. M.; Ying, Z.-J.; Vera-Marun, I. J.; Makarov, D.; Ortix, C. Electronic materials with nanoscale curved geometries. *Nat. Electron.* **2022**, *5*, 551–563.
- (13) Lin, M. F.; Shung, K. W.-K. Magnetoconductance of carbon nanotubes. *Phys. Rev. B* **1995**, *51*, 7592–7597.
- (14) Zhang, Y.; Ran, Y.; Vishwanath, A. Topological insulators in three dimensions from spontaneous symmetry breaking. *Phys. Rev. B* **2009**, *79*, 245331.

- (15) Zhang, Y.; Vishwanath, A. Anomalous Aharonov-Bohm Conductance Oscillations from Topological Insulator Surface States. *Phys. Rev. Lett.* **2010**, *105*, 206601.
- (16) Cho, S.; Dellabetta, B.; Zhong, R.; Schneeloch, J.; Liu, T.; Gu, G.; Gilbert, M. J.; Mason, N. Aharonov–Bohm oscillations in a quasi-ballistic three-dimensional topological insulator nanowire. *Nature Communications* **2015**, *6*, 7634.
- (17) Du, R. et al. Robustness of topological surface states against strong disorder observed in Bi₂Te₃ nanotubes. *Phys. Rev. B* **2016**, *93*, 195402.
- (18) Graf, A.; Kozlovsky, R.; Richter, K.; Gorini, C. Theory of magnetotransport in shaped topological insulator nanowires. *Phys. Rev. B* **2020**, *102*, 165105.
- (19) Kozlovsky, R.; Graf, A.; Kochan, D.; Richter, K.; Gorini, C. Magnetoconductance, Quantum Hall Effect, and Coulomb Blockade in Topological Insulator Nanocones. *Phys. Rev. Lett.* **2020**, *124*, 126804.
- (20) Ho, S.-C.; Chang, C.-H.; Hsieh, Y.-C.; Lo, S.-T.; Huang, B.; Vu, T.-H.-Y.; Ortix, C.; Chen, T.-M. Hall effects in artificially corrugated bilayer graphene without breaking time-reversal symmetry. *Nature Electronics* **2021**, *4*, 116–125.
- (21) Sodemann, I.; Fu, L. Quantum Nonlinear Hall Effect Induced by Berry Curvature Dipole in Time-Reversal Invariant Materials. *Phys. Rev. Lett.* **2015**, *115*, 216806.
- (22) Ma, Q. et al. Observation of the nonlinear Hall effect under time-reversal-symmetric conditions. *Nature* **2019**, *565*, 337–342.
- (23) Xie, X.; Ju, L.; Feng, X.; Sun, Y.; Zhou, R.; Liu, K.; Fan, S.; Li, Q.; Jiang, K. Controlled Fabrication of High-Quality Carbon Nanoscrolls from Monolayer Graphene. *Nano Lett.* **2009**, *9*, 2565–2570.
- (24) Wang, Z.-J. et al. Conversion of chirality to twisting via sequential one-dimensional and two-dimensional growth of graphene spirals. *Nature Materials* **2024**, *23*, 331–338.

- (25) Shi, X.; Pugno, H., Nicola M. and Gao Tunable Core Size of Carbon Nanoscrolls. *J. Comput. Theor. Nanosci.* **2010**, *7*, 517–521.
- (26) Perim E, M. L.; DS, G. *Front. Mater.*
- (27) Chang, C.-H.; Ortix, C. Theoretical Prediction of a Giant Anisotropic Magnetoresistance in Carbon Nanoscrolls. *Nano Lett.* **2017**, *17*, 3076–3080.
- (28) Cui, X.; Kong, Z.; Gao, E.; Huang, D.; Hao, Y.; Shen, H.; Di, C.-a.; Xu, Z.; Zheng, J.; Zhu, D. Rolling up transition metal dichalcogenide nanoscrolls via one drop of ethanol. *Nat. Commun.* **2018**, *9*, 1–7.
- (29) Wang, Y.; Tang, X.; Zhou, Q.; Chen, X.; Chen, Q.; Xu, Y. Blue phosphorus nanoscrolls. *Phys. Rev. B* **2020**, *102*, 165428.
- (30) Wang, Y.; Jiang, C.; Chen, Q.; Zhou, Q.; Wang, H.; Wan, J.; Ma, L.; Wang, J. Highly Promoted Carrier Mobility and Intrinsic Stability by Rolling Up Monolayer Black Phosphorus into Nanoscrolls. *J. Phys. Chem. Lett.* **2018**, *9*, 6847–6852.
- (31) Yen, H.-J. et al. Structurally Defined 3D Nanographene Assemblies via Bottom-Up Chemical Synthesis for Highly Efficient Lithium Storage. *Adv. Mater.* **2016**, *28*, 10250–10256.
- (32) Li, Z.; Wang, L.; Li, Y.; Feng, Y.; Feng, W. Carbon-based functional nanomaterials: Preparation, properties and applications. *Compos. Sci. Technol.* **2019**, *179*, 10–40.
- (33) Pomerantseva, E.; Bonaccorso, F.; Feng, X.; Cui, Y.; Gogotsi, Y. Energy storage: The future enabled by nanomaterials. *Science* **2019**, *366*, eaan8285.
- (34) Liu, Z.; Wang, J.; Ding, H.; Chen, S.; Yu, X.; Lu, B. Carbon Nanoscrolls for Aluminum Battery. *ACS Nano* **2018**, *12*, 8456–8466.

- (35) Geng, H.; Peng, Y.; Qu, L.; Zhang, H.; Wu, M. Structure Design and Composition Engineering of Carbon-Based Nanomaterials for Lithium Energy Storage. *Adv. Energy Mater.* **2020**, *10*, 1903030.
- (36) Li, T. C.; Lu, S.-P. Quantum conductance of graphene nanoribbons with edge defects. *Phys. Rev. B* **2008**, *77*, 085408.
- (37) Zhong, Y.-J.; Huang, A.; Liu, H.; Huang, X.-F.; Jeng, H.-T.; You, J.-S.; Ortix, C.; Chang, C.-H. Magnetoconductance modulations due to interlayer tunneling in radial superlattices. *Nanoscale Horiz.* **2022**, *7*, 168–173.
- (38) Groth, C. W.; Wimmer, M.; Akhmerov, A. R.; Waintal, X. Kwant: a software package for quantum transport. *New J. Phys.* **2014**, *16*, 063065.
- (39) McCann, E.; Koshino, M. The electronic properties of bilayer graphene. *Reports on Progress in Physics* **2013**, *76*, 056503.
- (40) Kuzmenko, A. B.; Crassee, I.; van der Marel, D.; Blake, P.; Novoselov, K. S. Determination of the gate-tunable band gap and tight-binding parameters in bilayer graphene using infrared spectroscopy. *Phys. Rev. B* **2009**, *80*, 165406.
- (41) Gava, P.; Lazzeri, M.; Saitta, A. M.; Mauri, F. Ab initio study of gap opening and screening effects in gated bilayer graphene. *Phys. Rev. B* **2009**, *79*, 165431.
- (42) Groth, C. W.; Wimmer, M.; Akhmerov, A. R.; Waintal, X. Kwant: a software package for quantum transport. *New Journal of Physics* **2014**, *16*, 063065.
- (43) Landauer, R. Spatial Variation of Currents and Fields Due to Localized Scatterers in Metallic Conduction. *IBM J. Res. Dev.* **1957**, *1*, 223–231.
- (44) Bagwell, P. F.; Orlando, T. P. Landauer’s conductance formula and its generalization to finite voltages. *Phys. Rev. B* **1989**, *40*, 1456–1464.

- (45) Chang, C.-H.; van den Brink, J.; Ortix, C. Strongly Anisotropic Ballistic Magnetoresistance in Compact Three-Dimensional Semiconducting Nanoarchitectures. *Phys. Rev. Lett.* **2014**, *113*, 227205.
- (46) Bardarson, J. H.; Brouwer, P. W.; Moore, J. E. Aharonov-Bohm Oscillations in Disordered Topological Insulator Nanowires. *Phys. Rev. Lett.* **2010**, *105*, 156803.
- (47) Banszerus, L.; Frohn, B.; Fabian, T.; Somanchi, S.; Epping, A.; Müller, M.; Neumaier, D.; Watanabe, K.; Taniguchi, T.; Libisch, F.; Beschoten, B.; Hassler, F.; Stampfer, C. Observation of the Spin-Orbit Gap in Bilayer Graphene by One-Dimensional Ballistic Transport. *Phys. Rev. Lett.* **2020**, *124*, 177701.
- (48) The Lande g-factor is approximately 2 for bilayer graphene.⁴⁷ At 10 T, the Zeeman energy splitting is calculated to be 0.0012 eV, much smaller than the lowest conduction band edge of 0.02 eV, indicating minimal impact on magneto-conductance. The spin-orbit coupling gap for bilayer graphene ranges from 40 to 80 μeV ,⁴⁷ much weaker than the energy gap at 0 T. Therefore, the impact of spin effects on the large PMC is minimal.
- (49) Zhang, F.; MacDonald, A. H.; Mele, E. J. Valley Chern numbers and boundary modes in gapped bilayer graphene. *Proc. Natl. Acad. Sci. U.S.A.* **2013**, *110*, 10546–10551.
- (50) Ju, L.; Shi, Z.; Nair, N.; Lv, Y.; Jin, C.; Velasco, J., Jr.; Ojeda-Aristizabal, C.; Bechtel, H. A.; Martin, M. C.; Zettl, A.; Analytis, J.; Wang, F. Topological valley transport at bilayer graphene domain walls. *Nature* **2015**, *520*, 650–655.
- (51) Vaezi, A.; Liang, Y.; Ngai, D. H.; Yang, L.; Kim, E.-A. Topological Edge States at a Tilt Boundary in Gated Multilayer Graphene. *Phys. Rev. X* **2013**, *3*, 021018.
- (52) Geisenhof, F. R.; Winterer, F.; Seiler, A. M.; Lenz, J.; Martin, I.; Weitz, R. T. Interplay between topological valley and quantum Hall edge transport. *Nat. Commun.* **2022**, *13*, 1–7.