

# Trivial extensions of monomial algebras are symmetric fractional Brauer configuration algebras of type S

Yuming Liu<sup>a</sup> and Bohan Xing<sup>a,\*</sup>

August 6, 2024

**Abstract:** By giving some equivalent definitions of fractional Brauer configuration algebras of type S in some special cases, we construct a fractional Brauer configuration from any monomial algebra. We show that this algebra is isomorphic to the trivial extension of the given monomial algebra. Moreover, we show that there exists a one-to-one correspondence between the isomorphism classes of monomial algebras and the equivalence classes of pairs consisting of a symmetric fractional Brauer configuration algebra of type S with trivial degree function and a given admissible cut over it.

## 1 Introduction

In the representation theory of algebras, monomial algebras form an important class of finite dimensional quiver algebras. They are nicely graded and often used to test some theories or conjectures. For example, it is known how to construct explicitly the minimal two-sided projective resolution of a given monomial algebra ([1]) and the finitistic dimension conjecture is true for monomial algebras ([6]). On the other hand, monomial algebras contain algebras of different global dimensions and different representation types, so they form a rich class of algebras from the representation theory point of view.

Symmetric algebras are another important class of finite dimensional algebras. One way to construct a symmetric algebras is using the trivial extension of any finite dimensional algebra. For example, there are results linking trivial extension algebras with tilting theory ([11]). Only recently, a characterisation of trivial extension algebras in terms of quivers with relations is obtained in [5, Theorem 1.1].

In [15, Theorem 1.2], Schroll shows that trivial extensions of gentle algebras, which are some special monomial algebras, are Brauer graph algebras, a class of symmetric special biserial algebras. Moreover, she shows that there is a one-to-one correspondence between gentle algebras and Brauer graph algebras with multiplicity one associated with an admissible cut ([15, Theorem 1.3]). These results are generalized by Green and Schroll in [8]. They show that trivial extensions of almost gentle algebras, which are special monomial algebras containing gentle algebras, are Brauer configuration algebras, a class of symmetric special multiserial algebras containing Brauer graph algebras, and moreover, there is a one-to-one correspondence between almost gentle algebras and Brauer configuration algebras with multiplicity one associated with an admissible cut ([8, Theorem 5.5]).

Very recently, Li and Liu give a further generalization of Brauer configuration algebras in [9]. These algebras are defined by fractional Brauer configurations (abbr. f-BCs) and called fractional Brauer

---

*Mathematics Subject Classification(2020):* 16G20, 16G10, 16S99.

*Keywords:* Symmetric fractional Brauer configuration algebra of type S; Monomial algebra; Trivial extension; admissible cut.

<sup>a</sup>School of Mathematical Sciences, Laboratory of Mathematics and Complex Systems, Beijing Normal University, Beijing 100875, P. R. China. E-mail: ymliu@bnu.edu.cn (Y.M. Liu); bhxing@mail.bnu.edu.cn (B.H. Xing).

\*Corresponding author.

configuration algebras (abbr. f-BCAs), which may not be symmetric, may not be multiserial, even may not be finite-dimensional. However, if we assume that our f-BC is of type S, finite, and symmetric (see Section 2.2 for the meaning of these notions), then the corresponding f-BCA is symmetric and finite dimensional. We call such f-BCA a symmetric Brauer configuration algebra of type S (abbr. symmetric  $f_s$ -BCA ).

In this paper, we generalize the results in [15] and [8]. We construct a f-BC from any monomial algebra to get a corresponding f-BCA. We show that this algebra is isomorphic to the trivial extension of the given monomial algebra. Moreover, we show that there exists a one-to-one correspondence between the set of isomorphism classes of monomial algebras and equivalence classes of pairs consisting of a symmetric fractional Brauer configuration algebra of type S with trivial degree function and a given admissible cut over it.

**Outline.** In Section 2, we recall the definitions and basic properties on  $f$ -BC and  $f_s$ -BCA . Moreover, we give some equivalent conditions about the defining relations of  $f_s$ -BCA in Lemma 2.3 and give an equivalent definition of  $f_s$ -BCA in Lemma 2.10 when its corresponding  $f_s$ -BC is symmetric. In Section 3, for each monomial algebra  $A$  we construct an  $f_s$ -BC  $E_A$  in Proposition 3.1. In section 4, we prove that the  $f_s$ -BCA of  $E_A$  is isomorphic to the trivial extension of the given monomial algebra  $A$  (Theorem 4.4). In section 5, we define admissible cuts of symmetric  $f_s$ -BCAs and show that there exists a one-to-one correspondence between the set of isomorphism classes of monomial algebras and the set of equivalence classes of pairs consisting of a symmetric  $f_s$ -BCA with trivial degree function and a given admissible cut over it (Corollary 5.6).

## 2 Basic knowledge about $f_s$ -BCA

### 2.1 Fractional Brauer configuration algebras

We recall some definitions of fractional Brauer configuration algebras in [9], which will play an important role in our following discussions. Furthermore, we give some equivalent conditions of the relations in fractional Brauer configuration algebras.

**Definition 2.1.** ([9, Definition 3.3]) *A fractional Brauer configuration (abbr.  $f$ -BC) is a quadruple  $E = (E, P, L, d)$ , where  $E$  is a  $G$ -set with  $G = \langle g \rangle \cong (\mathbb{Z}, +)$ , an infinite cyclic group,  $P$  and  $L$  are two partitions of  $E$ , and  $d : E \rightarrow \mathbb{Z}_+$  is a function, such that the following conditions hold.*

- (f1)  $L(e) \subseteq P(e)$  and  $P(e)$  is a finite set for each  $e \in E$ .
- (f2) If  $L(e_1) = L(e_2)$ , then  $P(g(e_1)) = P(g(e_2))$ .
- (f3) If  $e_1, e_2$  belong to same  $\langle g \rangle$ -orbit, then  $d(e_1) = d(e_2)$ .
- (f4)  $P(e_1) = P(e_2)$  if and only if  $P(g^{d(e_1)}(e_1)) = P(g^{d(e_2)}(e_2))$ .
- (f5)  $L(e_1) = L(e_2)$  if and only if  $L(g^{d(e_1)}(e_1)) = L(g^{d(e_2)}(e_2))$ .
- (f6)  $L(g^{d(e)-1}(e)) \cdots L(g(e))L(e)$  is not a proper subsequence of  $L(g^{d(h)-1}(h)) \cdots L(g(h))L(h)$ .

For convenience, we recall the following notations in [9, Remark 3.4]. The elements in  $E$  are called angles. The  $\langle g \rangle$ -orbits of  $E$  are called vertices. The partitions  $P$  and  $L$  are called vertices partition and arrows partition, respectively. Moreover, the classes  $P(e)$  of the partition  $P$  are called polygons. The arrows partition  $L$  is said to be trivial if  $L(e) = e$  for each  $e \in E$ .

The function  $d : E \rightarrow \mathbb{Z}_+$  is called degree function. Condition (f3) means that the degree function can be defined on vertices. Let  $v$  be a vertex such that  $v$  is a finite set, define the fractional-degree (abbr. f-degree)  $d_f(v)$  of a vertex  $v$  to be the rational number  $d(v)/|v|$ . The degree function (respectively, the

fractional-degree) is called trivial if each  $d(e) = |v_e|$  (respectively,  $d_f(v_e) = 1$ ) where  $v_e$  is the  $\langle g \rangle$ -orbit of each angle  $e$ .

Denote by  $\sigma$  the map  $E \rightarrow E$ ,  $e \mapsto g^{d(e)}(e)$ , which is called the Nakayama automorphism of  $E$ . Moreover, we call an  $f$ -BC  $E$  is symmetric if its Nakayama automorphism is identity. This equals to say that  $E$  has integral fractional-degree on each vertex.

Recall some basic notations about quiver algebras. Let  $k$  be a field and let  $A$  be a finite-dimensional  $k$ -algebra. Unless explicitly stated otherwise, all modules considered are finitely generated left modules. Furthermore, let  $A = kQ/I$  be a bounded quiver algebra, that means,  $k$  is a field,  $Q$  is a finite quiver and  $I$  is an admissible ideal in  $kQ$ . We denote by  $s(p)$  the source vertex of a path  $p$  and by  $t(p)$  its terminus vertex. We will write paths from right to left, for example,  $p = \alpha_n \alpha_{n-1} \cdots \alpha_1$  is a path with starting arrow  $\alpha_1$  and ending arrow  $\alpha_n$ . The length of a path  $p$  will be denoted by  $l(p)$ . For convenience,  $p, q \in Q$ , we denote  $p \mid q$  if  $p$  is a subpath of  $q$ . By abuse of notation we sometimes view an element in  $kQ$  as an element in  $kQ/I$  if no confusion can arise.

We will understand the concepts in Definition 2.1 easier through the quivers associated with the fractional Brauer configurations.

**Definition 2.2.** ([9, Definition 4.1]) *For an  $f$ -BC  $E = (E, P, L, d)$ , the quiver  $Q_E = (Q_0, Q_1)$  associated with  $E$  defined as follow:  $Q_0 = \{P(e) \mid e \in E\}$  and*

$$Q_1 = \{L(e) \mid e \in E, s(L(e)) = P(e) \text{ and } t(L(e)) = P(g(e))\}.$$

Therefore, the sequence  $L(g^{d(e)-1}(e)) \cdots L(g(e))L(e)$  we considered in condition (f6) in Definition 2.1 is actually a path in the quiver  $Q_E$ . We call the path of the form  $L(g^{d(e)-1}(e)) \cdots L(g(e))L(e)$  the special path starting from  $e \in E$ .

Moreover, we can define the ideal  $I_E$  generated by the following three types of relations in [9, Definition 4.4]:

- (R1)  $L(g^{d(e)-1-k}(e)) \cdots L(g(e))L(e) - L(g^{d(h)-1-k}(h)) \cdots L(g(h))L(h)$ , if  $P(e) = P(h)$ ,  $k \geq 0$  and  $L(g^{d(e)-i}(e)) = L(g^{d(h)-i}(h))$  for  $1 \leq i \leq k$ .
- (R2)  $L(e_n) \cdots L(e_2)L(e_1)$ , if  $P(g(e_i)) = P(e_{i+1})$  for each  $1 \leq i \leq n-1$  and  $\bigcap_{i=1}^n g^{n-i}(L(e_i)) = \emptyset$ .
- (R3)  $L(g^{n-1}(e)) \cdots L(g(e))L(e)$  for  $n > d(e)$ .

Call these three types of relations of  $I_E$  to be of type 1, type 2 and type 3 respectively. Moreover, the quiver algebra  $A = kQ_E/I_E$  is called the fractional Brauer configuration algebra (abbr.  $f$ -BCA) associated with  $f$ -BC  $E$ .

In fact, the above relations are illustrated by using the concepts in the definition of fractional Brauer configurations. To make it easier to understand, let us restate the meaning of these relations in the language of the path algebra  $kQ_E$ . Consider the paths in  $kQ_E$  which are given by following forms.

- (R1')  $L(g^{d(e)-1-k}(e)) \cdots L(g(e))L(e) - L(g^{d(h)-1-k}(h)) \cdots L(g(h))L(h)$  with  $P(e) = P(h)$ , that means  $L(g^{d(e)-1-k}(e)) \cdots L(g(e))L(e)$  and  $L(g^{d(h)-1-k}(h)) \cdots L(g(h))L(h)$  are paths in  $Q_E$  with same source point.

Moreover, there exists a nonzero path  $p$  in  $Q_E$ , such that  $pL(g^{d(e)-1-k}(e)) \cdots L(g(e))L(e)$  and  $pL(g^{d(h)-1-k}(h)) \cdots L(g(h))L(h)$  are special paths of  $e$  and  $h$ , respectively.

- (R2') The nonzero path  $L(e_n) \cdots L(e_2)L(e_1)$  which is not a subpath of the special path of an angle  $e_1 \in E$ , and each subpath of it is a subpath of some special path in  $kQ_E$

By Definition 2.1, it is easy to see that the sequences in the  $f$ -BC  $E$  fitting the condition (R1) is equivalent to the paths in  $Q_E$  fitting the condition (R1'). Moreover, we give the following lemma to show two descriptions of the relations in the ideal in  $kQ_E$  are equivalent.

**Lemma 2.3.** *The ideal generated by (R2') in  $kQ_E$  is equal to the ideal generated by (R2) and (R3).*

*Proof.* On the one hand, we prove each relation in (R2) and (R3) can be generated by (R2') in  $kQ_E$ . For all  $L(g^{n-1}(e)) \cdots L(g(e))L(e)$  which is a relation in (R3) with  $n > d(e)$ , it is obviously not a subpath of the special path  $L(g^{d(e)-1}(e)) \cdots L(g(e))L(e)$  of  $e$ , thus we can find some relation in (R2') that divides it exactly. If there exists a relation  $L(e_n) \cdots L(e_2)L(e_1)$  is a subpath of some special path in  $kQ_E$ , without loss of generality, we can assume it is in the form of  $L(g^{n-1}(e)) \cdots L(g(e))L(e)$ . However, that means  $e_n \in \bigcap_{i=1}^n g^{n-i}(L(e_i)) \neq \emptyset$ , contradict with the condition in (R2).

On the other hand, we prove each relation in (R2') can be generated by (R2) and (R3) in  $kQ_E$ . For each relation  $L(e_n) \cdots L(e_2)L(e_1)$  in (R2'), If it does not contain  $L(g^{d(e_1)-1}(e_1)) \cdots L(g(e_1))L(e_1)$  as a proper subpath, consider the largest positive integer  $m$  such that  $L(e_m) \neq L(g^m(e_1))$ , then by Definition 2.1, in  $f$ -BC  $E$ , we have  $L(e_m) \cap L(g^m(e_1)) = \emptyset$  since  $L$  is a partition of  $E$ . Therefore,  $L(e_m) \cdots L(e_2)L(e_1)$  is a nonzero relation in (R2) which is a subpath of  $L(e_n) \cdots L(e_2)L(e_1)$ .

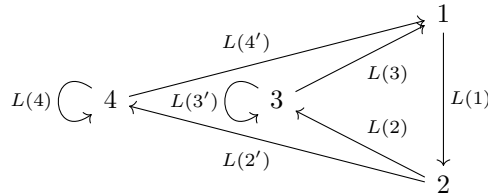
If  $L(e_n) \cdots L(e_2)L(e_1)$  contains  $L(g^{d(e_1)-1}(e_1)) \cdots L(g(e_1))L(e_1)$  as a proper subpath, then there are two cases to consider about the arrow  $L(e_{d(e_1)})$  in  $Q_E$ .

- If  $L(e_{d(e_1)}) = L(g^{d(e)}(e))$ , then it contains  $L(g^{d(e)}(e))L(g^{d(e_1)-1}(e_1)) \cdots L(g(e_1))L(e_1)$  which is a relation in (R3) as a subpath in  $Q_E$ .
- If  $L(e_{d(e_1)}) \neq L(g^{d(e)}(e))$ , then by Definition 2.1, in  $f$ -BC  $E$ , we have  $L(e_{d(e_1)}) \cap L(g^{d(e)}(e)) = \emptyset$  since  $L$  is a partition of  $E$ . Therefore,  $L(e_{d(e_1)}) \cdots L(e_2)L(e_1)$  is a nonzero relation in (R2) which is a subpath of  $L(e_n) \cdots L(e_2)L(e_1)$ .

To sum up, the ideal generated by (R2') in  $kQ_E$  is equal to the ideal generated by (R2) and (R3).  $\square$

Recall some example in [9], and classify their relations according to the new conditions above.

**Example 2.4.** ([9, Example 3.6]) *Let  $E = \{1, 1', 2, 2', 3, 3', 4, 4'\}$ . Define the group action on  $E$  by  $g(1) = 2, g(2) = 3, g(3) = 1, g(1') = 2', g(2') = 4', g(4') = 1', g(3') = 3', g(4) = 4$ . Define  $P(1) = \{1, 1'\}, P(2) = \{2, 2'\}, P(3) = \{3, 3'\}, P(4) = \{4, 4'\}, L(1) = P(1)$  and  $L(e) = \{e\}$  for  $e \neq 1, 1'$ . The degree function  $d$  of  $E$  is trivial. Then  $Q_E$  is the following quiver*



and for example, the special path of  $1 \in E$  is given by

$$L(g^2(1))L(g(1))L(1) = L(3)L(2)L(1),$$

and the special path of  $1' \in E$  is given by

$$L(g^2(1'))L(g(1'))L(1') = L(4')L(2')L(1).$$

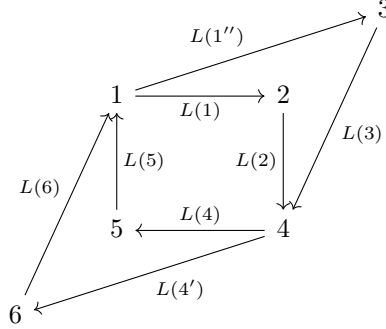
Moreover, the special paths of 4 and 3' are given by  $L(4)$  and  $L(3')$ , respectively.

The ideal  $I_E$  is generated by

$$(R1') \quad L(3') - L(2)L(1)L(3), \quad L(4) - L(2')L(1)L(4'), \quad L(3)L(2) - L(4')L(2').$$

(R2')  $L(2)L(1)L(4')$ ,  $L(2')L(1)L(3)$ ,  $L(3)L(3')$ ,  $L(2)L(3')$ ,  $L(4')L(4)$ ,  $L(4)L(2')$ .

**Example 2.5.** ([9, Example 3.8]) Let  $E = \{1, 1', 1'', 2, 2', 3, 4, 4', 4'', 5, 5', 6\}$ . Define the group action on  $E$  by  $g(1) = 2$ ,  $g(2) = 4$ ,  $g(4) = 5$ ,  $g(5) = 1$ ,  $g(1') = 2'$ ,  $g(2') = 4'$ ,  $g(4') = 6$ ,  $g(6) = 1'$ ,  $g(1'') = 3$ ,  $g(3) = 4''$ ,  $g(4'') = 5'$ ,  $g(5') = 1''$ . Define  $P(1) = \{1, 1', 1''\}$ ,  $P(2) = \{2, 2'\}$ ,  $P(3) = \{3\}$ ,  $P(4) = \{4, 4', 4''\}$ ,  $P(5) = \{5, 5'\}$ ,  $P(6) = \{6\}$ ,  $L(1) = \{1, 1'\}$ ,  $L(2) = \{2, 2'\}$ ,  $L(4) = \{4, 4''\}$ ,  $L(5) = \{5, 5'\}$  and  $L(e) = \{e\}$  for other  $e \in E$ . The degree function  $d$  of  $E$  is trivial. Then  $Q_E$  is the following quiver



and for example, the special path of  $1 \in E$  is given by

$$L(g^3(1))L(g^2(1))L(g(1))L(1) = L(5)L(4)L(2)L(1),$$

the special path of  $1' \in E$  is given by

$$L(g^3(1'))L(g^2(1'))L(g(1'))L(1') = L(6)L(4')L(2)L(1),$$

and the special path of  $1'' \in E$  is given by

$$L(g^3(1''))L(g^2(1''))L(g(1''))L(1'') = L(5)L(4)L(3)L(1'').$$

The ideal  $I_E$  is generated by

$$(R1') \quad L(5)L(4) - L(6)L(4'), \quad L(2)L(1) - L(3)L(1'').$$

$$(R2') \quad L(1'')L(6), \quad L(4')L(3).$$

## 2.2 Fractional Brauer configuration algebras of type S

In this section, we recall a special class of  $f$ -BCAs, which is called the fractional Brauer configuration algebra of type S in [9]. We recall some basic definitions at first.

**Definition 2.6.** ([9, Definition 3.10]) Let  $E$  be an  $f$ -BC, call a sequence  $p = (g^{n-1}(e), \dots, g(e), e)$  with  $e \in E$  and  $0 \leq n \leq d(e)$  a standard sequence of  $E$ . In particular, we define  $p = ( )_e$  when  $n = 0$  which is called a trivial sequence in  $E$ .

A standard sequence of the form  $p = (g^{d(e)-1}(e), \dots, g(e), e)$  with  $e \in E$  is called a full sequence of  $E$ . Actually, there is a corresponding map between the full sequences  $p = (g^{d(e)-1}(e), \dots, g(e), e)$  of  $E$  and the special paths  $L(g^{d(e)-1}(e)) \cdots L(g(e))L(e)$  in  $kQ_E$ .

For a standard sequence  $p = (g^{n-1}(e), \dots, g(e), e)$ , we can define two associated standard sequences

$$\wedge p = \begin{cases} (g^{d(e)-1}(e), \dots, g^{n+1}(e), g^n(e)) & , \quad \text{if } 0 < n < d(e); \\ ( )_{g^{d(e)}(e)} & , \quad \text{if } n = d(e); \\ (g^{d(e)-1}(e), \dots, g(e), e) & , \quad \text{if } n = 0 \text{ and } p = ( )_e, \end{cases}$$

and

$$p^\wedge = \begin{cases} (g^{-1}(e), g^{-2}(e), \dots, g^{n-d(e)}(e)) & , \text{ if } 0 < n < d(e); \\ ()_e & , \text{ if } n = d(e); \\ (g^{-1}(e), \dots, g^{-d(e)}(e)) & , \text{ if } n = 0 \text{ and } p = ()_e. \end{cases}$$

Note that for a standard sequence  $p$  of  $E$ ,  ${}^\wedge pp$  and  $pp^\wedge$  are full sequences of  $E$ .

For a standard sequence  $p = (g^{n-1}(e), \dots, g(e), e)$ , define a formal sequence

$$L(p) = \begin{cases} L(g^{n-1}(e)) \cdots L(g(e))L(e), \dots, g^{n-d(e)}(e) & , \text{ if } 0 < n \leq d(e); \\ e_{P(e)} & , \text{ } p = ()_e. \end{cases}$$

where  $e_P(e)$  is the trivial path at vertex  $P(e)$  in  $kQ_E$ . Actually, it is a subpath of the special path of  $e \in E$ . Moreover, for a set  $\mathcal{X}$  of standard sequences, define  $L(\mathcal{X}) = \{L(p) \mid p \in \mathcal{X}\}$ . By the definition of  $f$ -BCA, for any standard sequence  $p$  in  $f$ -BC  $E$ , the formal sequence  $L(p)$  corresponds to a nonzero path in the associated algebra  $A = kQ_E/I_E$ . By abuse of notation we sometimes view a standard sequence  $p$  in  $E$  as a path in  $kQ_E$  if no confusion can arise.

**Definition 2.7.** ([9, Definition 3.11]) *Let  $E$  be an  $f$ -BC,  $p$  and  $q$  be two standard sequences of  $E$ , define  $p \equiv q$  if  $L(p) = L(q)$ . In the case we say  $p$  and  $q$  are identical.*

Actually, for standard sequences  $p, q$ ,  ${}^\wedge p \equiv {}^\wedge q$  if and only if  $p^\wedge \equiv q^\wedge$ . For a set  $\mathcal{X}$  of standard sequences, denote  $[\mathcal{X}] = \{\text{standard sequence } q \mid q \text{ is identical to some } p \in \mathcal{X}\}$ , denote  ${}^\wedge \mathcal{X} = \{{}^\wedge p \mid p \in \mathcal{X}\}$  (resp.  $\mathcal{X}^\wedge = \{p^\wedge \mid p \in \mathcal{X}\}$ ).

**Definition 2.8.** ([9, Definition 3.13]) *An  $f$ -BC  $E$  is said to be of type  $S$  (or  $E$  is an  $f_s$ -BC for short) if it satisfies additionally the following condition.*

(f7) *For standard sequences  $p \equiv q$ , we have  $[{}^\wedge p]^\wedge = [{}^\wedge q]^\wedge$ .*

The algebra  $A = kQ_E/I_E$  is called the fractional Brauer configuration algebra of type  $S$  (abbr.  $f_s$ -BCA) associated with  $E$ .

**Remark 2.9.** *For a standard sequence  $p$ , we have  $[{}^\wedge p^\wedge] = [{}^\wedge [{}^\wedge p]^\wedge] = [{}^\wedge ({}^\wedge p)^\wedge] = [{}^\wedge p]^\wedge$ .*

Since the definition of  $f_s$ -BC is given by the notations of some  $f$ -BC  $E$ , we also transform it to a concept corresponding to the paths in  $kQ_E$ .

From now on, let the  $f$ -BC  $E$  be symmetric, which means the Nakayama automorphism of  $E$  is identity. In this case, we have all special paths in  $Q_E$  are cycles and  ${}^\wedge p = p^\wedge$  for all standard sequence  $p$  in  $E$ . Given a new condition as following.

(sf7) *For two nonzero relations  $p - q, p' - q'$  of type 1 in  $I_E$ , if  $pp', qp'$  and  $pq'$  are some special paths in  $Q_E$  at the same time, then so is  $qq'$ .*

**Lemma 2.10.** *The condition (f7) implies (sf7). Moreover, if the  $f$ -BC  $E$  is symmetric, then the condition (f7) is equivalent to (sf7).*

*Proof.* On the one hand, we prove (f7) implies (sf7). If (sf7) does not hold, then there exist two nonzero relations  $p - q, p' - q'$  of type 2 in  $I_E$ ,  $pp', qp'$  and  $pq'$  are different special paths in  $Q_E$  at the same time, but  $qq'$  is not. Therefore, denote  $l(p') = n$ , we can find different angles  $e, h \in E$ , such that

$$p' = L(g^{n-1}(e)) \cdots L(g(e))L(e) = L(g^{n-1}(h)) \cdots L(g(h))L(h).$$

with  $p = L(g^{d(e)-1}(e)) \cdots L(g^n(e))$  and  $q = L(g^{d(h)-1}(h)) \cdots L(g^n(h))$ .

Denote the standard sequences corresponding to  $p'$  by  $p_1 = (g^{n-1}(e), \dots, e)$  and  $p_2 = (g^{n-1}(h), \dots, h)$ , thus  $p_1 \equiv p_2$ . Since  $pq'$  is a special path in  $E$  but  $qq'$  is not, we have  $q' \in L([{}^\wedge p_1]^\wedge)$  but  $q' \notin L([{}^\wedge p_2]^\wedge)$ . Therefore, (f7) is also not true at the same time.

On the other hand, we prove (sf7) implies (f7) when  $E$  is symmetric. If not, there exist standard sequences  $p \equiv q$  and  $p \neq q$ , such that  $[[^\wedge p]^\wedge] \neq [[^\wedge q]^\wedge]$ , which is also means  $L([^\wedge p]^\wedge) \neq L([^\wedge q]^\wedge)$  the sets of paths in  $kQ_E$  is not equal.

To be more specific, without loss of generality, there exist a path  $p_0$  in  $Q_E$ , such that  $L(^{\wedge}p)p_0$  is a special path in  $Q_E$ , but  $L(^{\wedge}q)p_0$  is not. In this case, we have  $L(^{\wedge}p) \neq L(^{\wedge}q)$ . Actually, by the definition of standard sequences and  $L(p) = L(q)$ , we have  $L(^{\wedge}p)L(p)$  and  $L(^{\wedge}q)L(p)$  are special paths in  $Q_E$ . Since  $E$  is symmetric, all special paths are cycles in  $Q_E$ . Therefore,  $L(p)L(^{\wedge}p)$  and  $L(p)L(^{\wedge}q)$  are different special paths in  $Q_E$  at the same vertex, that means  $L(^{\wedge}p) - L(^{\wedge}q)$  is a relation of type 1. In the same reason, we have  $L(p) - p_0$  is also a relation of type 1. However,  $L(^{\wedge}p) - L(^{\wedge}q)$  and  $L(p) - p_0$  do not fit the condition (sf7), a contradiction!  $\square$

It is easier to check the  $f$ -BC in Example 2.4 is an  $f_s$ -BC but the  $f$ -BC in Example 2.5 is not by using the lemma above than using the definition of  $f_s$ -BC.

**Proposition 2.11.** ([9, Proposition 5.2, Proposition 5.4]) *If  $E$  is an  $f_s$ -BC with a finite angle set, then the corresponding  $f_s$ -BCA  $A = kQ_E/I_E$  is a finite-dimensional Frobenius algebra with the Nakayama automorphism of  $A$  induced by the Nakayama automorphism of the  $f_s$ -BC  $E$ .*

Therefore, if the  $f_s$ -BC with a finite angle set is symmetric, then  $A = kQ_E/I_E$  is symmetric, that is,  $A \cong \text{Hom}_k(A, k)$  as  $A$ - $A$ -bimodules (More details on equivalent definitions of symmetric algebras can be found, for example, in [12, Theorem 3.1]). These algebras are called symmetric fractional Brauer configuration algebras of type S (abbr. symmetric  $f_s$ -BCA).

### 3 An $f_s$ -BC of a monomial algebra

In this section, we construct an  $f_s$ -BC from a given monomial algebra. Actually, it is a generalization of the graph of a gentle algebra in [15, Section 3.1].

Let  $A = kQ/I$  be a finite-dimensional monomial algebra, that means,  $k$  is a field,  $Q$  is a finite quiver and  $I$  is an ideal in  $kQ$  which is generated by paths. Moreover, consider the set  $\mathcal{M} = \{p_1, \dots, p_m\}$  of maximal paths in  $A$  (for all  $p \in \mathcal{M}$  and  $\alpha \in Q_1$ ,  $\alpha p = 0 = p\alpha$  in  $A$ ).

Define a quadruple  $E_A = (E, P, L, d)$  of the monomial algebra  $A = kQ/I$ .

- $E = \bigcup_{p \in \mathcal{M}} \{(e_i, p) \mid p = (e_1 \rightarrow e_2 \rightarrow \dots \rightarrow e_n)\}$ ;
- $P((e_i, p)) = \{(e'_i, p') \in E \mid e_i = e'_i \in Q_0\}$ ;
- $L((e_i, p)) = \{(e'_i, p') \mid \text{the arrow starting at } e_i \text{ in } p \text{ is same as the arrow starting at } e'_i \text{ in } p'\}$ ;
- $d((e_i, p)) = l(p) + 1$ ;
- if  $p = (e_1 \rightarrow e_2 \rightarrow \dots \rightarrow e_n)$ , then  $g((e_i, p)) = (e_{i+1}, p)$ ,  $i = 1, \dots, n-1$  and  $g((e_n, p)) = (e_1, p)$ .

We need to state that we treat  $(e_i, p)$  and  $(e_j, p)$  with  $i \neq j$  as distinct angles in  $E_A$ , even if  $e_i = e_j \in Q_0$ . It is obviously to find that  $E_A$  has trivial degree function,  $P, L$  are partitions of  $E$  and each  $\langle g \rangle$ -orbit corresponds to a unique maximal path in  $A$ . Actually, by the definition above, for all  $p \in \mathcal{M}$ ,  $L((t(p), p)) = \{(t(p), p)\}$ .

**Proposition 3.1.**  $E_A$  is a symmetric  $f_s$ -BC.

*Proof.* We check the conditions in Definition 2.1 step by step.

(f1). Since  $A$  is finite-dimensional and  $\mathcal{M}$  is contained in a  $k$ -basis of  $A$ , by the definition of  $E_A$ , the angle set  $E$  is finite. Moreover, each  $P((e_i, p)) \subseteq E$  is finite. By the definition of the partitions  $P$  and  $L$  in  $E_A$ , for all  $(e'_i, p') \in L((e_i, p))$ , there exists a common subarrow  $\alpha \in Q_1$  of  $p$  and  $p'$ , such that  $s(\alpha) = e_i = e'_i$ , thus  $(e'_i, p') \in P((e_i, p))$ , that means  $L((e_i, p)) \subseteq P((e_i, p))$  for all  $(e_i, p) \in E$ .

(f2). If  $L((e_i, p)) = L((e'_i, p'))$ , then there exists an arrow  $\alpha$  in  $Q$  with  $\alpha \mid p$  and  $\alpha \mid p'$ , such that  $s(\alpha) = e_i = e'_i \in Q_0$ . Denote the terminus vertex of  $\alpha$  in  $p$  and  $p'$  by  $e_j$  and  $e'_j$ , respectively. Then  $e_j = e'_j \in Q_0$ . Therefore,

$$P(g(e_i, p)) = P((e_j, p)) = P((e'_j, p')) = P(g(e'_i, p')).$$

(f3). For all  $(e_i, p) \in E$ , each  $\langle g \rangle$ -orbit of  $(e_i, p)$  is defined by the maximal path  $p \in \mathcal{M}$ . Therefore, by the definition of degree function, we have  $d((e_i, p)) = d(g^k(e_i, p))$ ,  $k \in \mathbb{Z}$ .

(f4) and (f5). For all  $e \in E$  which is an angle of  $E_A$ , we have  $g^{d(e)}(e) = e$ . Therefore, the conditions (f4) and (f5) are automatically established.

(f6). If  $L(g^{d(e)-1}(e)) \cdots L(g(e))L(e)$  is a proper subsequence of  $L(g^{d(h)-1}(h)) \cdots L(g(h))L(h)$  for some  $e, h \in E$ , without loss of generality, we can assume that there exist a positive integer  $n < d(h)$ , such that

$$L(g^{d(e)-1}(e)) \cdots L(g(e))L(e) = L(g^{n-1}(h)) \cdots L(g(h))L(h).$$

To be more specific, let  $e = (e_i, p)$  and  $h = (e_j, q)$ . By the definition of the partition  $L$  of  $E_A$ , there exist a non-trivial path  $p'$  in  $Q$ , such that  $q = p'p$ . However, that means  $p$  is a proper subpath of  $q$ , contradict to  $p \in \mathcal{M}$  which is a maximal path in  $A$ .

To sum up, by Definition 2.1, we have  $E_A$  is an  $f$ -BC. Moreover, since for all  $e \in E$  which is an angle of  $E_A$ , we have  $g^{d(e)}(e) = e$ . Therefore, the Nakayama automorphism  $\sigma$  of  $E_A$  is identity. That means,  $f$ -BC  $E_A$  is symmetric.

By using Lemma 2.10, we show that the  $f$ -BC  $E_A$  fits the condition (sf7). If not, consider the quiver  $Q_{E_A}$  associated with  $E_A$ , there exist  $p_i := L(g^{n_i-1}(h_i)) \cdots L(g(h_i))L(h_i)$  with  $i = 1, 2, 3, 4$ , and two nonzero path  $q_1, q_2$  in  $Q_{E_A}$  such that  $q_1p_1, q_1p_2, q_2p_3, q_2p_4$  are special paths in  $Q_{E_A}$ . In other words,  $p_1 - p_2, p_3 - p_4$  are relations of type 2 in  $E_A$ . Moreover,  $p_1p_3, p_2p_3, p_1p_4$  are special paths in  $E_A$ , but  $p_2p_4$  is not.

However, if  $p_1 \neq p_2$  and  $q_1p_1, q_1p_2$  are special paths in  $Q_E$ , we have the corresponding elements in  $\mathcal{M}$  is given by  $M_1, M_2$ . Since  $L((t(M_1), M_1))$  is trivial, its corresponding arrow in  $Q_{E_A}$  can only appear in exactly one special path (under cyclic permutation of cycles in  $Q_{E_A}$ ) in  $Q_{E_A}$ . Therefore,  $L((t(M_1), M_1)) \mid p_1$ . Moreover, if  $p_3 \neq p_4$  and  $p_1p_3, p_1p_4$  are special paths in  $Q_E$ , without loss of generality, we have  $p_4 \neq q_1$ . Therefore, the arrow  $L((t(M_1), M_1))$  appears in distinct special paths  $q_1p_1$  and  $p_1p_4$  in  $Q_{E_A}$ . However,  $L((t(M_1), M_1))$  is a trivial angle set, which can only be involved in exactly one  $\langle g \rangle$ -orbit, a contradiction!

In conclusion,  $E_A$  fits (sf7). By Lemma 2.10,  $E_A$  fits (f7) since  $E_A$  is symmetric. Therefore,  $E_A$  is a symmetric  $f_s$ -BC. □

Let  $A = \mathbb{k}Q/I$  be a finite-dimensional monomial algebra and  $E_A = (E, P, L, m)$  be the  $f_s$ -BC associated with  $A$ . Denote the  $f_s$ -BCA of  $E_A$  by  $A_E$ . Since the angle set  $E$  is finite,  $A_E$  is finite-dimensional. By Proposition 2.11 and the discussion that follows it,  $A_E$  is a finite-dimensional symmetric algebra. We call  $A_E$  the symmetric  $f_s$ -BCA associated with the monomial algebra  $A$ .

## 4 Trivial extensions of monomial algebras

Let  $A = \mathbb{k}Q/I$  be a finite-dimensional  $k$ -algebra and let  $D(A) = \text{Hom}_k(A, k)$  be its  $k$ -linear dual. Recall the trivial extension  $T(A) = A \rtimes D(A)$  is an algebra defined as the vector space  $A \oplus D(A)$



and with multiplication given by  $(a, f)(b, g) = (ab, ag + bf)$ , for any  $a, b \in A$  and  $f, g \in D(A)$ . Note that  $D(A)$  is an  $A$ - $A$ -bimodule via the following. If  $a, b \in A$  and  $f \in D(A)$ , then  $afb : A \rightarrow k$  by  $(afb)(x) = f(bxa)$ . It is well-known that the trivial extension algebra  $T(A)$  is a symmetric algebra, see for example in [14, Proposition 6.5]. It is proven in [3, Proposition 2.2] that the vertices of quiver  $Q_{T(A)}$  of  $T(A)$  correspond to the vertices of quiver  $Q$  of  $A$  and that the number of arrows from a vertex  $i$  to a vertex  $j$  in  $T(A)$  is equal to the number of arrows from  $i$  to  $j$  in  $Q$  plus the dimension of the  $k$ -vector space  $e_i(\text{soc}_{A^e} A)e_j$ .

Let  $Q$  be the set of finite directed paths in  $Q$  and suppose that  $I$  is generate by paths, that means,  $A$  is a monomial algebra. Consider  $\mathcal{B} = \{p \in Q \mid p \notin I\}$ . The set  $\pi(\mathcal{B})$  with the canonical surjection  $\pi : kQ \rightarrow A$  forms a  $k$ -basis of  $A$ . We abuse the notation and view  $\mathcal{B}$  as a  $k$ -basis of  $A$ . Then by [8, Section 4], the set  $\mathcal{M}$  of maximal paths of  $A$  is a subset of  $\mathcal{B}$  and forms a  $k$ -basis of  $\text{soc}_{A^e}(A)$ . Therefore, denote the arrow set of the quiver  $Q_{T(A)}$  of  $T(A)$  by  $(Q_{T(A)})_1$  and the arrow set of the quiver  $Q$  of the monomial algebra  $A = kQ/I$  by  $Q_1$ , then we have

$$|(Q_{T(A)})_1| = |Q_1| + |\mathcal{M}|.$$

**Lemma 4.1.** *Let  $A = kQ/I$  be a finite-dimensional monomial algebra. Denote the  $f_s$ -BCA associated with  $A$  by  $A_E = kQ_E/I_E$  and the trivial extension of  $A$  by  $T(A) = kQ_{T(A)}/I_{T(A)}$ . Then the quiver  $Q_E$  is isomorphic to  $Q_{T(A)}$ .*

*Proof.* Denote the  $f_s$ -BC associated with  $A$  by  $E_A = (E, P, L, m)$ . Since the vertices of  $Q_E$  is corresponding to the partition  $P$  of  $E$  and for all  $(e_i, p) \in E$ , the angles in  $P((e_i, p))$  have a common first coordinate in  $Q_0$ , the vertices in  $Q_E$  are corresponding to the vertices in  $Q$ . Thus the vertices in  $Q_E$  are corresponding to the vertices in  $Q_{T(A)}$ .

Now consider the arrows in  $Q_E$  from a vertex  $i$  to a vertex  $j$  in  $Q_E$ . Denote the trivial path corresponding to  $i$  and  $j$  by  $e_i$  and  $e_j$  in  $Q$ . For each arrow  $\alpha$  in  $e_j Q e_i$ , it can be extend to a maximal path  $p$  (may not unique) in  $kQ$ . Moreover, by definition of the  $f_s$ -BC  $E_A$ ,  $g(e_i, p) = (e_j, p)$ . Therefore, by definition of the quiver of  $f$ -BC, there is an arrow in  $Q_E$  corresponding to  $\alpha$ . If we choose a different maximal path  $p'$  containing  $\alpha$ , then by definition of the  $f_s$ -BC  $E_A$ ,  $L((e_i, p)) = L((e_i, p'))$ . Thus this correspondence is a bijection.

For all maximal path  $p \in \mathcal{M}$  from  $j$  to  $i$ , we have  $L((e_i, p))$  is trivial and  $g(e_i, p) = (e_j, p)$ . Therefore, there exist a unique arrow  $\alpha_p$  in  $Q_E$  from  $i$  to  $j$  corresponding to the maximal path  $p$ . Actually,  $p \in e_i(\text{soc}_{A^e} A)e_j$ .

In conclusion, the quiver  $Q_E$  is isomorphic to  $Q_{T(A)}$ . □

Recall some basic properties in  $T(A)$ . The dual basis  $\mathcal{B}^\vee = \{p^\vee \mid p \in \mathcal{B}\}$  is a  $k$ -basis of  $D(A)$  where, if  $p \in \mathcal{B}$ ,  $p^\vee \in D(A)$  is the element in  $D(A)$  defined by  $p^\vee(q) = \delta_{p,q}$  for  $q \in \mathcal{B}$ .

**Lemma 4.2.** ([8, Lemma 4.1]) *Let  $A$  be a finite dimensional monomial algebra with  $k$ -basis  $\mathcal{B}$  as above. Then, for  $p, q, r \in \mathcal{B}$ , the following hold in  $T(A)$ .*

$$(1) (p, 0)(0, r^\vee) = \begin{cases} (0, s^\vee) & , \text{ if there is some } s \in \mathcal{B} \text{ with } sp = r \\ 0 & , \text{ otherwise.} \end{cases}$$

$$(2) (0, r^\vee)(q, 0) = \begin{cases} (0, s^\vee) & , \text{ if there is some } s \in \mathcal{B} \text{ with } qs = r \\ 0 & , \text{ otherwise.} \end{cases}$$

$$(3) (0, p^\vee)(q, 0)(0, r^\vee) = 0.$$

$$(4) \text{ If } prq \in \mathcal{B}, \text{ then } (q, 0)(0, (prq)^\vee)(p, 0) = (0, r^\vee).$$

**Proposition 4.3.** ([8, Proposition 4.2]) *Let  $A$  be a finite-dimensional monomial algebra. Then  $T(A)$  is generated by  $\{(\alpha, 0) \mid \alpha \in Q_1\} \cup \{(0, m^\vee) \mid m \in \mathcal{M}\}$ .*

We now prove the main result of this section.

**Theorem 4.4.** *Let  $A = \mathbb{k}Q/I$  be a finite-dimensional monomial algebra,  $A_E$  the symmetric  $f_s$ -BCA of  $E_A$ , and  $T(A)$  the trivial extension of  $A$  by  $D(A)$ . Then  $A_E$  is isomorphic to  $T(A)$ .*

*Proof.* By Lemma 4.1, we can divide arrows in  $Q_E$  into two parts. Denote the arrow in  $Q_E$  corresponding to some arrow  $\alpha$  in  $Q$  by  $\alpha$ , and the arrow in  $Q_E$  corresponding to some arrow induced by some  $m \in \mathcal{M}$  by  $\alpha_m$ .

We first prove  $\dim_k A_E = 2 \dim_k A$ . Actually, by definition of the  $f_s$ -BC  $E_A$  and the quiver associated with  $E_A$ , we can regard the monomial algebra  $A = \mathbb{k}Q/I$  as a subalgebra of  $A_E$ . Therefore, we can embed the  $k$ -basis  $\mathcal{B}$  of  $A$  to nonzero paths in  $A_E$  without involving arrows induced by maximal paths in  $A$ . To be more specific, it is an injection  $i_1 : A \rightarrow A_E$  of  $k$ -vector space given by  $p \mapsto p$  for all nonzero path  $p \in \mathcal{B}$  in  $A$ .

Recall each nonzero path in  $A_E$  is induced by a standard sequence in  $E_A$ . Thus, we can define the second map  $i_2 : A \rightarrow A_E$  of  $k$ -vector space which is given by  $p \mapsto \wedge p$ . By [9, Lemma 4.18], this is also an injection. Moreover, all nonzero paths in  $\text{Im} i_2$  have a subpath which is an arrow that induced by maximal paths in  $A$ . Therefore,  $\text{Im} i_1 \cap \text{Im} i_2 = \emptyset$ . Moreover, we prove  $\text{Span}_k(\text{Im} i_1 \cup \text{Im} i_2) = A_E$ . It is obviously to find that  $\text{Span}_k(\text{Im} i_1 \cup \text{Im} i_2) \subseteq A_E$ . For all non zero path  $q$  in  $A$ , if  $q$  does not contain a subarrow induced by some maximal path in  $A$ , then  $q \in \text{Im} i_1$ . If there exist an arrow induced by some maximal path in  $A$  that is a subpath of  $q$ , then by definition of  $f_s$ -BCA  $A_E$ ,  $\wedge q \in \text{Im} i_1$ . Therefore,  $q = \wedge \wedge q \in \text{Im} i_2$ . To sum up, we have  $\dim_k A_E = 2 \dim_k A = \dim_k T(A)$ .

We construct a surjection  $\psi : kQ_E \rightarrow T(A)$  of  $k$ -algebras which is given by  $\alpha \in Q_1 \mapsto (\alpha, 0)$ ,  $\alpha_m \mapsto (0, m^\vee)$  with  $m \in \mathcal{M}$ . It is straightforward to see that it is a surjection by Proposition 4.3. Now we prove it can induce a surjection from  $A_E$  to  $T(A)$ , which means for all relations  $\rho \in I_E$ ,  $\psi(\rho) = 0$ .

By discussion in Section 2.1,  $I_E$  can be generated by relations fitting the condition (R1') or the condition (R2').

Let  $\rho = \alpha_n \cdots \alpha_1$  is a relation fitting the condition (R2'). There are two cases to consider as follows.

*Case 1.* If  $\rho$  does not contain arrows induced by maximal paths in  $A$ , then by definition of  $E_A$ , it is actually a relation in the ideal  $I$  in  $A$ . Then  $\psi(\rho) = (\rho, 0) = 0$  in  $T(A)$ .

*Case 2.* If  $\rho$  does not contain an arrow  $\alpha_i$  induced by a maximal path  $m \in \mathcal{M}$  in  $A$ , then we can write  $m = \beta_n \cdots \beta_1$ . If  $\rho$  have some subarrow which is not in  $\{\beta_1, \cdots, \beta_n\}$ , by Lemma 4.2,  $\psi(\rho) = 0$ . If all arrows in  $\rho$  is in  $\{\beta_1, \cdots, \beta_n\}$ , then without loss of generality, we can assume  $\rho = \beta_n \cdots \beta_1 \alpha_i \beta_n$  or  $\rho = \alpha_i \beta_n \cdots \beta_1 \alpha_i$ . Thus

$$\psi(\beta_n \cdots \beta_1 \alpha_i \beta_n) = (\beta_n \cdots \beta_1, 0)(0, (\beta_n \cdots \beta_1)^\vee)(\beta_n, 0) = (0, e_{t(\beta_n)}^\vee)(\beta_n, 0) = 0;$$

$$\psi(\alpha_i \beta_n \cdots \beta_1 \alpha_i) = (0, (\beta_n \cdots \beta_1)^\vee)(\beta_n \cdots \beta_1, 0)(0, (\beta_n \cdots \beta_1)^\vee) = (0, e_{t(\beta_n)}^\vee)(0, (\beta_n \cdots \beta_1)^\vee) = 0.$$

Let  $\rho = \alpha_n \cdots \alpha_1 - \beta_m \cdots \beta_1$  is a relation fitting the condition (R1'). Then there exist a nonzero path  $p$  in  $A_E$ , such that  $p\alpha_n \cdots \alpha_1$  and  $p\beta_m \cdots \beta_1$  are special paths in  $A_E$ . By the proof in Proposition 3.1, there are arrows  $\alpha_i$  and  $\beta_j$  induced by maximal paths  $m_1$  and  $m_2$  in  $A$  which are subarrows of  $\alpha_n \cdots \alpha_1$  and  $\beta_m \cdots \beta_1$  respectively. Moreover,  $m_1 = \alpha_{i-1} \cdots \alpha_1 p \alpha_n \cdots \alpha_{i+1}$  and  $m_2 = \beta_{j-1} \cdots \beta_1 p \beta_m \cdots \beta_{j+1}$ . Therefore,

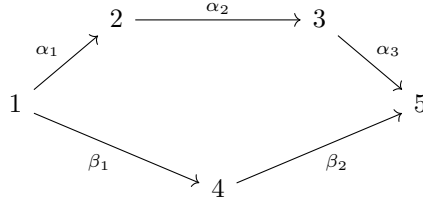
$$\psi(\rho) = (0, p^\vee) - (0, p^\vee) = 0.$$

In conclusion, the surjection  $\psi$  induces a surjection of  $k$ -algebras from  $A_E$  to  $T(A)$ . Moreover, since  $\dim_k A_E = \dim_k T(A)$ ,  $A_E$  is isomorphic to  $T(A)$ . □

Actually, Theorem 4.4 is a generalization of [15, Theorem 1.2] and [8, Theorem 4.3]. They prove that the trivial extensions of gentle algebras are Brauer graph algebras and the trivial extensions of almost gentle algebras are Brauer configuration algebras. In particular, gentle algebras and almost gentle algebras are monomial algebras and Brauer graph algebras and Brauer configuration algebras are symmetric fractional Brauer configuration algebras of type S.

We give some examples of the trivial extensions of monomial algebras which are far from being gentle or almost gentle.

**Example 4.5.** Consider  $A = kQ/I$  with  $Q$  is given by the following quiver:



and  $I = \langle \alpha_3 \alpha_2 \alpha_1 \rangle$ .

Then we have  $\mathcal{M} = \{p_1 := \alpha_3 \alpha_2, p_2 := \alpha_2 \alpha_1, p_3 := \beta_2 \beta_1\}$ . Moreover, consider the  $f_s$ -BC  $E_A$  of  $A$ :

$$E = \{(e_1, p_1), (e_2, p_1), (e_3, p_1), (e_2, p_2), (e_3, p_2), (e_5, p_2), (e_1, p_3), (e_4, p_3), (e_5, p_3)\};$$

$$P((e_1, p_1)) = \{(e_1, p_1), (e_1, p_3)\};$$

$$P((e_2, p_1)) = \{(e_2, p_1), (e_2, p_2)\};$$

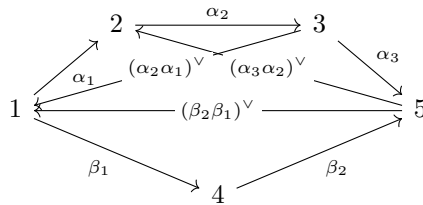
$$P((e_3, p_1)) = \{(e_3, p_1), (e_3, p_2)\};$$

$$P((e_4, p_3)) = \{(e_4, p_3)\};$$

$$P((e_5, p_2)) = \{(e_5, p_2), (e_5, p_3)\};$$

$$L((e_2, p_1)) = \{(e_2, p_1), (e_2, p_2)\},$$

and  $L(e) = \{e\}$ , otherwise. The degree function in  $E_A$  is equal to 3 for all angles in  $E$ . Thus the quiver correspond to  $E_A$  is given by:



It is easy to check that  $\dim_k A_E = 2 \dim_k A = 26$  and  $T(A) \cong A_E$ .

**Example 4.6.** Consider  $A = k[x]/\langle x^3 \rangle$ . The unique maximal path in  $A$  is given by  $x^2$ . Let  $x^2 = (e_1 \rightarrow e_2 \rightarrow e_3)$  with  $e_1 = e_2 = e_3 = 1$  in  $A$ . Therefore, consider the  $f_s$ -BC  $E_A$  of  $A$ :

$$E = \{(e_1, x^2), (e_2, x^2), (e_3, x^2)\};$$

$$P((e_1, x^2)) = E;$$

$$L((e_1, x^2)) = \{(e_1, x^2), (e_2, x^2)\};$$

$$L((e_3, x^2)) = \{(e_3, x^2)\}.$$

The degree function in  $E_A$  is equal to 3 for all angles in  $E$ . Thus the quiver correspond to  $E_A$  is given by:

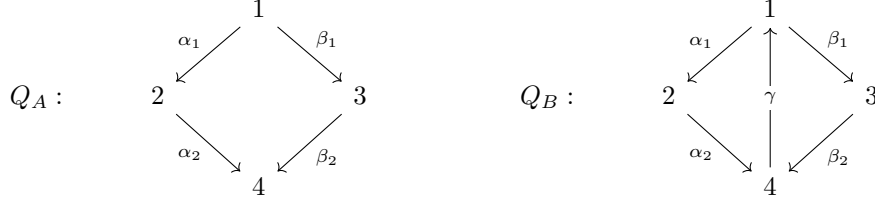
$$y := (x^2)^\vee \curvearrowright \bullet \curvearrowleft x$$

Actually,  $A_E \cong k[x, y]/\langle x^3, y^2 \rangle$ . It is easy to check that  $\dim_k A_E = 2 \dim_k A = 6$  and  $T(A) \cong A_E$ .

It is proven in [10, 13, 17] that  $A$  is gentle if and only if  $T(A)$  is special biserial. That also means  $T(A)$  is a Brauer graph algebra in this case by [15, Theorem 1.1]. In [8, Question 4.5], Green and Schroll left a question about whether an algebra  $A$  is almost gentle if  $T(A)$  is a Brauer configuration algebra, which is still unsolved.

In Theorem 4.4, we prove that the trivial extensions of monomial algebras are symmetric  $f_s$ -BCA. The inverse of the theorem above is not true. We give the following counter-example.

**Example 4.7.** Consider  $A = kQ_A/I_A$  and  $B = Q_B/I_B$  with  $Q_A$  and  $Q_B$  are given by the following quivers:



and  $I_A = \langle \alpha_2\alpha_1 - \beta_2\beta_1 \rangle$ ,  $I_B = \langle \alpha_2\alpha_1 - \beta_2\beta_1, \beta_1\gamma\alpha_2, \alpha_1\gamma\beta_2, \gamma\alpha_2\alpha_1\gamma \rangle$ . By [3, Theorem 3.9],  $B$  is the trivial extension of  $A$ .

Let  $E = \{1, 1', 2, 3, 4, 4'\}$ . Define the group action on  $E$  by  $g(1) = 2, g(2) = 4, g(4) = 1, g(1') = 3, g(3) = 4', g(4') = 1'$ . Define  $P(1) = \{1, 1'\}$ ,  $P(2) = \{2\}$ ,  $P(3) = \{3\}$ ,  $P(4) = \{4, 4'\}$ ,  $L(4) = \{4, 4''\}$  and  $L(e) = \{e\}$  for other  $e \in E$ . The degree function  $m$  of  $E$  is trivial. Therefore,  $E$  is an  $f_s$ -BC and the  $f_s$ -BCA associated with  $E$  is isomorphic to  $B$ .

## 5 Admissible cut on symmetric $f_s$ -BCA

One way of deleting arrows in quivers and constructing new algebras in this way is through the notion of admissible cuts of finite dimensional algebras which has been studied for example in [2, 4].

Now let  $\Lambda = kQ_\Lambda/I_\Lambda$  be symmetric  $f_s$ -BCA with trivial degree function. All special paths (the paths corresponding to  $L(g^{d(e)-1}(e)) \cdots L(g(e))L(e)$  in  $f_s$ -BC) which is actually some cycles in  $Q_\Lambda$  since its associated  $f_s$ -BC is symmetric. We call them special cycles in this case. Denote the set of all special cycles under cyclic permutation by  $\mathcal{S}$ . Let  $\{C_1, \dots, C_t\}$  be a set of equivalence class representatives.

**Definition 5.1.** (Compare to [4, Definition 3.2] and [8, Definition 5.1]) A cutting set  $D$  of  $Q_\Lambda$  is a subset of arrows in  $Q_\Lambda$  consisting of exactly one arrow in each special cycle corresponding to an equivalence class representative  $C_i$  for  $i = 1, \dots, t$ . We call  $kQ_\Lambda/\langle I_\Lambda \cup D \rangle$  the cut algebra associated with  $D$  where  $\langle I_\Lambda \cup D \rangle$  is the ideal generated by  $I_\Lambda \cup D$ . Moreover, we call a cutting set  $D$  is admissible if  $|D| = t$ .

We show the following theorem.

**Theorem 5.2.** *Let  $\Lambda = kQ_\Lambda/I_\Lambda$  be symmetric  $f_s$ -BCA with trivial degree function and let  $D$  be an admissible cut of  $Q_\Lambda$ . Set  $Q$  to be the quiver given by  $Q_0 = (Q_\Lambda)_0$  and  $Q_1 = (Q_\Lambda)_1 \setminus D$ . Then the cut algebra  $kQ_\Lambda/\langle I_\Lambda \cup D \rangle$  associated with  $D$  is isomorphic to  $kQ/\langle I_\Lambda \cap kQ \rangle$ . Moreover,  $kQ/\langle I_\Lambda \cap kQ \rangle$  is a monomial algebra.*

*Proof.* The inclusion of quivers  $Q \subset Q_\Lambda$  induces a  $k$ -algebra homomorphism  $f : kQ \rightarrow kQ_\Lambda/\langle I_\Lambda \cup D \rangle$ .  $f$  is surjective, since each path  $p'$  in a nonzero element which is a linear combination of paths in  $kQ_\Lambda/\langle I_\Lambda \cup D \rangle$  can not contain an arrow in  $D$ . Therefore, we can find the corresponding path  $p$  in  $Q$ , such that  $f(p) = p'$ . By the first isomorphism theorem, we have  $kQ_\Lambda/\langle I_\Lambda \cup D \rangle \cong kQ/\langle I_\Lambda \cap kQ \rangle$ .

Moreover,  $kQ/\langle I_\Lambda \cap kQ \rangle$  is monomial since all the relations of type 2 can be generated by arrows in  $D$ .  $\square$

The next result shows that if one starts with a monomial algebra and takes the appropriate admissible cut in the trivial extension of the monomial algebra, then the monomial algebra is isomorphic to the cut algebra.

**Theorem 5.3.** *Let  $A = kQ/I$  be a monomial algebra with set of maximal paths  $\mathcal{M}$  and let  $T(A) = kQ_{T(A)}/I_{T(A)}$  be the trivial extension of  $A$  by  $D(A)$  where the set of new arrows of  $Q_{T(A)}$  is given by  $D = \{\alpha_m \mid m \in \mathcal{M}\}$ . Then  $D$  is an admissible cut of  $Q_{T(A)}$  and the cut algebra associated with  $D$  is isomorphic to  $A$ .*

*Proof.* By Theorem 4.4, we can regard  $T(A)$  as an  $f_s$ -BCA with  $\mathcal{S} = \{C_1, \dots, C|t\}$ . Moreover, each special cycle in  $T(A)$  corresponding to a unique maximal path in  $A$ . It follows from the construction of  $T(A)$  that there exists exactly one arrow from  $D$  in any special cycle corresponding to an equivalence class representative  $C_i$  for  $i = 1, \dots, t$ . Hence  $D$  is an admissible cut of  $T(A)$ . Moreover, by the proof in Theorem 4.4, the cut algebra associated with  $D$  is isomorphic to  $T(A)$ .  $\square$

The next result shows that if one starts with a symmetric  $f_s$ -BCA with trivial degree function and an admissible cut  $D$ , then the cut algebra associated with  $D$ , trivially extended by its dual, is isomorphic to the original symmetric  $f_s$ -BCA .

**Theorem 5.4.** *Let  $\Lambda = kQ_\Lambda/I_\Lambda$  be a symmetric  $f_s$ -BCA with trivial degree function. Let  $D$  be an admissible cut of  $Q_\Lambda$ . Denote by  $A = kQ/I$  the cut algebra associated with  $D$ . Then  $T(A)$  is isomorphic to  $\Lambda$ .*

*Proof.* By definition of  $f_s$ -BCA , it is easy to see that  $I$  is generated by paths. Actually, the special cycles in  $Q_\Lambda$  are of the form  $C = paq$  for  $\alpha \in D$ . Since  $C$  is a special cycle, we have special cycles  $qp\alpha$  and  $\alpha qp$ . Thus  $qp \notin I_\Lambda$  and hence  $qp \notin I_\Lambda \cap kQ$ . Since  $\Lambda$  is an  $f_s$ -BCA , if there exist an arrow  $\beta$  and an arrow  $\gamma$  in  $Q_\Lambda$ , such that  $\beta qp$  and  $qp\gamma$  is not zero in  $\Lambda$ , then  $\gamma = \beta = \alpha$ . That means for all arrow  $\beta'$  in  $Q$ ,  $\beta' qp = qp\beta' = 0$  in  $A$ . Therefore,  $qp$  is a maximal path in  $A$ . By the definition of the  $f_s$ -BC associated with  $A$  and Theorem 4.4, we have  $T(A) \cong \Lambda$ .  $\square$

**Remark 5.5.** *Actually, we may not need to restrict the cutting set  $D$  to be admissible. For example, in Example 4.7, we can choose the cutting set  $D = \{\gamma\}$  in  $Q_B$ , then the cut algebra of  $B$  associated with  $D$  is isomorphic to  $A$ , which is not a monomial algebra at that time.*

Consider the set of pairs  $(\Lambda, D)$  such that  $\Lambda = kQ_\Lambda/I_\Lambda$  is a symmetric  $f_s$ -BCA with trivial degree function and  $D$  is an admissible cut of  $Q_\Lambda$ . We say that  $(\Lambda, D)$  and  $(\Lambda', D')$  are equivalent if there exists a  $k$ -algebra isomorphism from  $\Lambda$  to  $\Lambda'$  sending  $D$  to  $D'$  and let  $\mathcal{Y}$  denote the equivalent classes. It is obviously to see that all corresponding cut algebras in a same equivalent class are isomorphic. The next result is an immediate consequence of the previous two theorems.

**Corollary 5.6.** *There is a bijection  $\phi : \mathcal{A} \rightarrow \mathcal{Y}$  from the set  $\mathcal{A}$  of isomorphism classes of monomial algebras to the set of equivalence classes of pairs consisting of a symmetric  $f_s$ -BCA and an admissible cut as defined above. The isomorphism is given, for  $A \in \mathcal{A}$ , by  $\phi(A) = (T(A), D)$  where  $D = \{\alpha_m \mid m \text{ is a maximal path in } A\}$ . Moreover, for  $(\Lambda, D)$ , we have  $\phi^{-1}((\Lambda, D)) = A$  where  $A$  is the isomorphism class of the cut algebra associated with the admissible cut  $D$ .*

We finish this section by giving some remarks which are analogues of [8, Remark 5.6].

**Remark 5.7.** (1) *Let  $\Lambda = kQ_\Lambda/I_\Lambda$  be a symmetric  $f_s$ -BCA with trivial degree function. Let  $D$  be an admissible cut of  $Q_\Lambda$ . If  $\Lambda$  is of finite (respectively tame) representation type, then the cut algebra  $A$  associated with  $D$  is of finite (respectively tame) representation type. Actually, since  $\Lambda$  is isomorphic to  $T(A)$ , there exists a fully faithful embedding of the category of finitely generated  $A$ -modules into the category of finitely generated  $\Lambda$ -modules.*

(2) *Given a symmetric  $f_s$ -BCA  $\Lambda = kQ_\Lambda/I_\Lambda$ , two distinct admissible cuts of  $Q_\Lambda$  yield, in general, non-isomorphic, non-derived equivalent cut algebras  $A$  and  $A'$ . We note that  $A$  and  $A'$  have the same number of simple modules and  $\dim_k A = \dim_k A'$ . But we can give an example as follows with  $\text{gldim} A < \infty$  and  $\text{gldim} A' = \infty$ .*

**Example 5.8.** *Consider the Brauer graph algebra with multiplicity one (for more details, see for example in [16]) which is a symmetric  $f_s$ -BCA is given by the following graph  $G$ .*

$$G : \quad \bullet \text{ --- } \bullet \qquad Q_G : \quad \begin{array}{c} \xrightarrow{x_1} \\ \leftarrow x_2 \text{ ---} \\ \leftarrow y_1 \text{ ---} \\ \xrightarrow{y_2} \end{array} \bullet$$

Moreover, the symmetric  $f_s$ -BCA

$$\Lambda = kQ_G / \langle x_1x_2 - y_1y_2, x_2x_1 - y_2y_1, x_1x_2x_1, x_2x_1x_2, y_1y_2y_1, y_2y_1y_2, x_1y_2, y_2x_1, x_2y_1, y_1x_2 \rangle.$$

Give different admissible cuts  $D_1 = \{x_2, y_2\}$  and  $D_2 = \{x_2, y_1\}$ .

$$Q_1 : \quad \bullet \xrightarrow[x_1]{y_1} \bullet \qquad Q_2 : \quad \bullet \xrightarrow[y_2]{x_1} \bullet$$

The cut algebra associated with  $D_1$  is  $A = kQ_1$ , the Kronecker algebra, and the cut algebra associated with  $D_2$  is  $A' = kQ_2 / \langle x_1y_2, y_2x_1 \rangle$ . Actually,  $A'$  is self-injective, but  $A$  is not.

## References

- [1] M. J. Bardzell, The alternating syzygy behavior of monomial algebras. *J. Algebra* **188**(1) (1997), 69-89.
- [2] E.A. Fernández, Extensiones triviales y álgebras inclinadas iteradas. PhD thesis, Universidad Nacional del Sur, Argentina, 1999, <http://inmabb.criba.edu.ar/tesis/1999%20Fernandez-Extensiones%20triviales%20y%20algebras%20inclinadas.pdf>.
- [3] E.A. Fernández, M.I. Platzeck, Presentations of trivial extensions of finite dimensional algebras and a theorem of Sheila Brenner. *J. Algebra* **249**(2) (2002), 326-344.
- [4] E.A. Fernández, M.I. Platzeck, Isomorphic trivial extensions of finite dimensional algebras. *J. Pure Appl. Algebra* **204**(1) (2006), 9-20.

- [5] E.A. Fernández, S. Schroll, H. Treffinger, S. Trepode, Y. Valdivieso, Characterisations of trivial extensions. preprint, arXiv:2206.04581 [math.RA], 2022.
- [6] E.L. Green, E. Kirkman, J. Kuzmanovich, Finitistic dimension of finite dimensional monomial algebras, *J. Algebra* **136** (1991) 37–51.
- [7] E.L. Green, S. Schroll, Brauer configuration algebras: a generalization of Brauer graph algebras. *Bull. Sci. Math.* **141** (2017), 539-572.
- [8] E.L. Green, S. Schroll, Almost gentle algebras and their trivial extensions. *P. Edinburgh Math. Soc.* **62**(2) (2019), 489–504.
- [9] N.Q. Li, Y.M. Liu, Fractional Brauer configuration algebras I: definitions and examples, preprint, arXiv:2406.11468 [math.RT], 2024.
- [10] Z. Pogorzały, A. Skowroński, Self-injective biserial standard algebras, *J. Algebra* **138**(2) (1991), 491-504.
- [11] J. Rickard, Derived categories and stable equivalence. *J. Pure Appl. Algebra* **61** (1989), 303-317.
- [12] J. Rickard, Equivalences of derived categories for symmetric algebras. *J. Algebra* **257** (2002), 460-481.
- [13] C.M. Ringle, The repetitive algebra of a gentle algebra, *Bol. Soc. Mat. Mexicana* **3**(3), 235-253.
- [14] R. Schiffler, *Quiver representations*, CMS Books in Mathematics, Springer-Verlag, 2014.
- [15] S. Schroll, Trivial extensions of gentle algebras and Brauer graph algebras. *J. algebra* **444** (2015), 183-200.
- [16] S. Schroll. Brauer graph algebras. In: *Homological Methods, Representation Theory, and Cluster Algebras*, pp. 177-223, Springer, 2018.
- [17] J. Schröer, On the quiver with relations of a repetitive algebra. *Arch. Math. (Basel)* **72** (1999), 426-432.