

Effect of anomalous HHH and $ZZHH$ couplings on the decay width of $H \rightarrow \nu_e \bar{\nu}_e \nu_\mu \bar{\nu}_\mu$

Pankaj Agrawal^{a,b} and Biswajit Das^{a,b}

^a*Institute of Physics,*

Sainik School Post, Bhubaneswar 751 005, India

^b*Homi Bhabha National Institute,*

Training School Complex, Anushakti Nagar, Mumbai 400094, India

E-mail: agrawal@iopb.res.in, biswajit.das@iopb.res.in

ABSTRACT: Despite the discovery of the Higgs boson, the Higgs sector of the standard model is still not fully established. In particular, the self couplings of the Higgs boson, and its couplings with gauge bosons, are still to be fully determined. We consider electroweak corrections to the process $H \rightarrow \nu_e \bar{\nu}_e \nu_\mu \bar{\nu}_\mu$. The corrections depend on the HHH and $ZZHH$ couplings. We investigate this dependence in κ -framework. We find that the width depends on HHH coupling significantly. The dependence on $ZZHH$ coupling is only marginal. We also discuss the dependence on $ZZWW$ coupling.

Contents

1	Introduction	2
2	The Process	3
3	Calculations	6
3.1	γ^5 -anomaly	6
3.2	Renormalization and CMS at one loop	7
3.3	Input parameter scheme	9
3.4	Anomalous couplings	10
4	Numerical Results	11
4.1	SM prediction	11
4.2	Anomalous coupling effect	12
5	Conclusion	15

1 Introduction

For about fifty years, Standard Model has been tested at many colliders, including at the Large Hadron Collider (LHC). No significant departure from the model predictions have been found [1, 2]. There are some open questions, like the nature of neutrino mass, dark matter, baryogenesis, etc, that may necessitate going beyond the standard model. But there is no hint in the observational and experimental data for any specific model beyond the standard model. In 2012, the last missing piece of the standard model, the Higgs boson, was detected at the LHC. Since then, the properties of this particle have been studied. These properties are consistent with the standard model. However, some of the couplings of the model are still to be determined fully. This has left open the question of the shape of the Higgs potential [3]. It is important to measure all the properties of the Higgs boson with good enough precision to demonstrate the complete validity of the standard model.

The couplings of the Higgs boson can be determined either through a production process, or the decays. Some of the couplings of the Higgs boson, like its self couplings, and quartic couplings with gauge bosons are hard to determine. Even at the high-luminosity LHC (HL-LHC), it is not clear if these couplings can be measured with good enough precision. This is because the requirement of multiple Higgs bosons and/or gauge bosons in the production process. Another avenue to determine these couplings is electroweak radiative corrections to either a single Higgs boson production process (like vector-boson fusion or associated production with a vector boson) or decays like $H \rightarrow VV^*$ (V is either W or Z boson.). One can also study two loop corrections to a few processes to explore possibility of measuring these couplings.

In this Letter, we consider the decay process $H \rightarrow \nu_e \bar{\nu}_e \nu_\mu \bar{\nu}_\mu$. We compute one-loop electroweak corrections to this process. These corrections depend on the trilinear Higgs boson coupling, HHH , and the quartic coupling $ZZHH$. We explore the possibility of measuring these couplings in this decay process. We use κ -framework to determine this dependence. We have focused initially at this process to avoid complications due to final state radiation when there is a charged lepton in the final state. That will be done at a later stage. There are a few groups who have been studied electroweak corrections to $H \rightarrow 4l$ channel [4, 5]. There are loose experimental bounds on these couplings. Using 126 fb⁻¹ of data at 13 TeV, the ATLAS collaboration has put a bound on the couplings using the production of a pair of Higgs boson and subsequent decay into $b\bar{b}b\bar{b}$. They obtained bounds of $-5.4 < \kappa_{HHH} < 11.4$ and $-0.10 < \kappa_{V_2H_2} < 2.56$ at 95% confidence level [6, 7]. Here $\kappa_{V_2H_2}$ is the scaling factor for the $VVHH$ coupling and κ_{HHH} is the scaling factor for the HHH coupling. However, in this process both couplings $WWHH$ and $ZZHH$ are present.

The process $pp \rightarrow HHV$, with a W or a Z boson, allows us to separately measure $WWHH$ and $ZZHH$ couplings. The expected bound from the WHH production at the HL-LHC is $-9.4 < \kappa_{V_2 H_2} < 7.9$ [8], which is quite weak. The decay process under consideration depends on $ZZHH$, not on $WWHH$. According to the future projections for HL-LHC, $-0.5 < \kappa_{HHH} < 6.1$ and $0.7 < \kappa_{V_2 H_2} < 1.4$ at 68% confidence level [9].

The paper is organized as follows. In the next section we discuss the process and the diagrams that contribute to it. In the section 3, we discuss how we did the calculation. In the section 4, we discuss our results. In the last section, we have some conclusions.

2 The Process

We are interested in calculating the decay width of the decay channel $H \rightarrow \nu_e \bar{\nu}_e \nu_\mu \bar{\nu}_\mu$. As our aim to see the effect of anomalous HHH and $ZZHH$ couplings in this channel, we calculate NLO electroweak (EW) correction. There are a few one-loop diagrams where we can vary HHH and $ZZHH$ couplings to study the effect on the decay width.

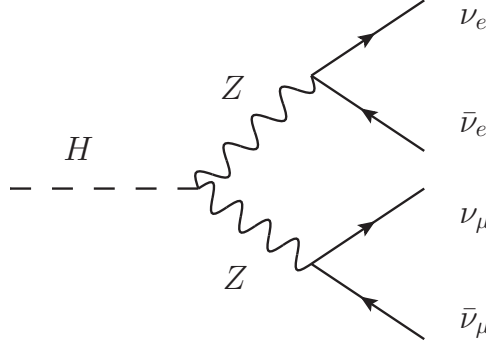


Figure 1: LO Feynman diagram for decay $H \rightarrow \nu_e \bar{\nu}_e \nu_\mu \bar{\nu}_\mu$.

At the leading order (LO), there is only one Feynman diagram as shown in Fig. 1, as we allow one Z to decay into muon neutrinos and another into electron neutrinos. In the calculation of the one-loop (OL) level amplitudes, there are a total of 118 Feynman diagrams. As the process is $1 \rightarrow 4$, the virtual diagrams are of pentagonal, box, triangle and bubble type. The generic one-loop diagrams are shown in Fig. 2.

The generic diagram (a) displayed in Fig. 2, is a pentagon type diagram. There are 6 pentagon diagrams in this process. The generic diagram (b) displayed in Fig. 2, is a box type diagram. There is a another similar generic diagram with other neutrinos that is not shown in Fig. 2. There are 12 box type diagrams in this process. The generic (c) diagram is the correction to HZZ -vertex. This generic diagram has both triangle and bubble type diagrams. We have total 40 virtual diagrams related to this generic diagram, out of which

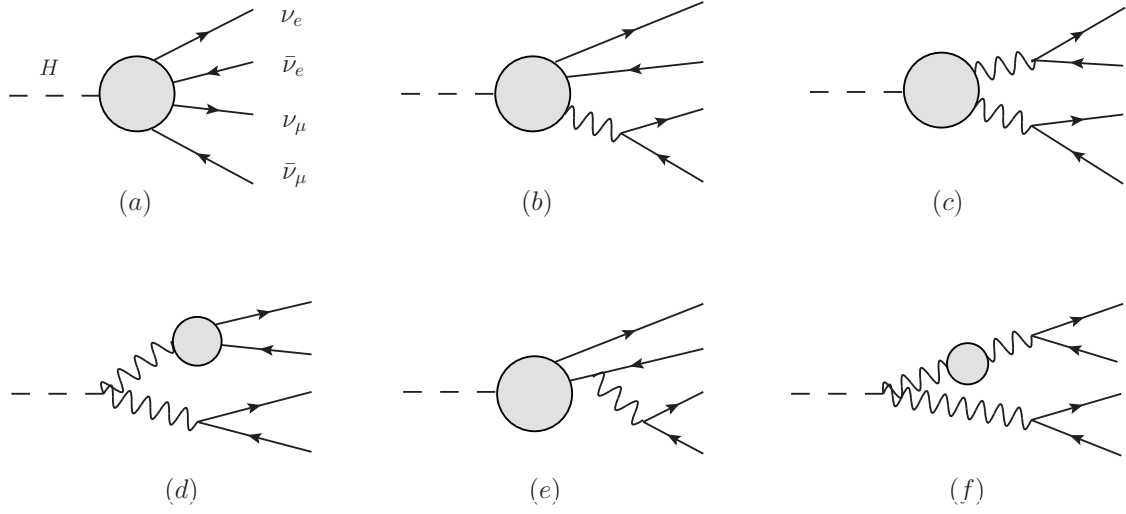


Figure 2: Generic NLO EW virtual Feynman diagrams for $H \rightarrow \nu_e \bar{\nu}_e \nu_\mu \bar{\nu}_\mu$.

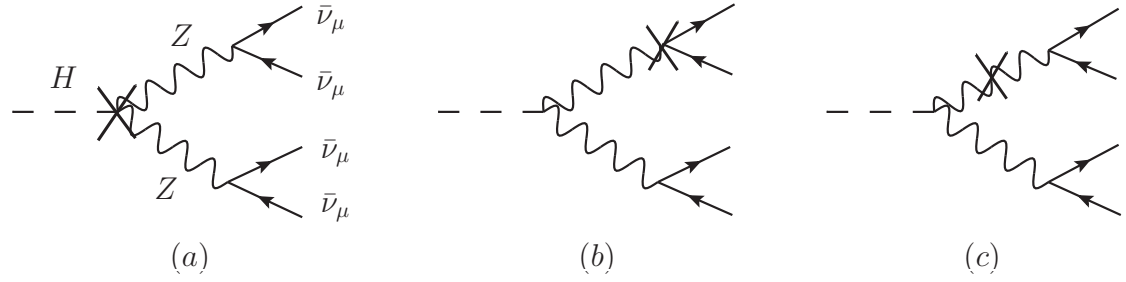


Figure 3: Counterterm diagrams for NLO EW correction to $H \rightarrow \nu_e \bar{\nu}_e \nu_\mu \bar{\nu}_\mu$.

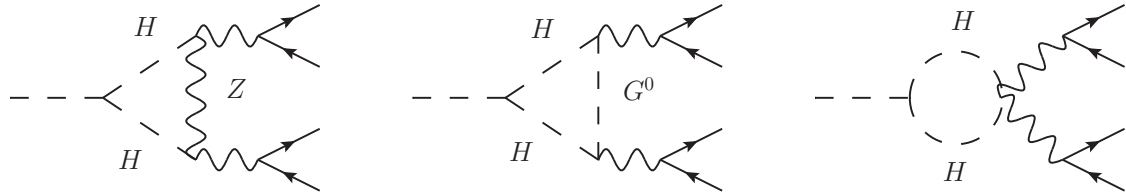


Figure 4: NLO EW virtual diagrams with HHH and $ZZHH$ couplings.

30 are triangle and 10 are bubble type diagrams. HZZ -vertex correction diagrams are relevant in this study, as there are a few diagrams where we can introduce the effect of anomalous HHH , $ZZHH$ and $ZZWW$ couplings. The related diagrams are shown in Fig. 4, Fig. 5 and, Fig. 6. The generic diagram (d) in the second row of Fig. 2, is the virtual correction to $Z\nu\bar{\nu}$ vertex. We also have one more similar generic diagram for other

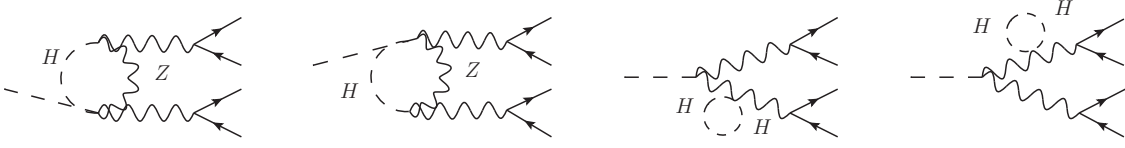


Figure 5: NLO EW virtual diagrams with $ZZHH$ couplings.

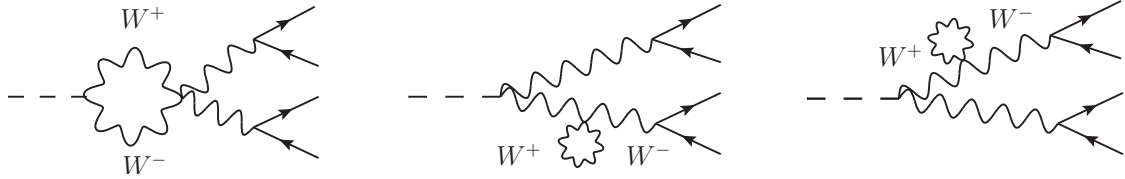


Figure 6: NLO EW virtual diagrams with $ZZWW$ couplings.

$Z\nu\bar{\nu}$ vertex. There is a total of 6 triangle type virtual diagrams related to these generic diagrams. The generic diagram (e) in the second row of Fig. 2, is the triangle type diagram and there is a another similar generic diagram with Higgs and other neutrinos. There are 8 triangle type diagrams related to these generic diagrams. The last generic diagram (f) in Fig. 2, represents the Z -boson self energy diagrams. There is another similar generic diagram with another Z -boson that has not been shown in Fig. 2. All such diagrams are bubble type diagrams. There is also dependence on $ZZHH$ and $ZZWW$ coupling from the Z -boson self energy diagrams. The related diagrams are shown in Fig. 5 and Fig. 6. We have also listed the counterterm (CT) diagrams in Fig. 3. There are another two CT diagrams similar to diagram (b) and (c) related to other $Z\nu\bar{\nu}$ -vertex and other Z -boson self energy diagrams. These five CT diagrams cancel all UV divergence from the virtual amplitudes. As shown in the Fig. 3, diagram (a) is the CT diagram for HZZ -vertex, diagram (b) is the CT diagram for $Z\nu\bar{\nu}$ -vertex and, diagram (c) is the CT diagram for Z -self energy diagrams. The computation of CT diagrams also involve the self-energy diagrams corresponding to Z -boson, W -boson, and, Higgs boson where we can introduce anomalous HHH , $ZZHH$ and, $ZZWW$ couplings. A detail study about the effect of anomalous coupling has been discussed in Sec. 3.4. There are no real emission diagrams as the tree level diagram(Fig. 1) do not have any charged gauge bosons or charged leptons to emit photons. All diagrams have been generated using `FeynArts` [10], a `Mathematica` package.

3 Calculations

There are a few hundreds diagrams at one-loop level. As we treat leptons and light quarks to be massless, a large set of diagrams become zero because of vanishing coupling with the scalars. We also ignore the tadpole diagrams as the renormalization condition will set them to zero. With these considerations, we are left with 118 diagrams to compute as mentioned in Sec. 2. There are another type of diagrams similar to generic diagram (f) in Fig. 2, which are the bubble type diagrams for the mixed propagators between a Goldstone boson and Z -boson. These diagrams do not contribute. We use helicity formalism to compute the process amplitudes at one-loop level as well as at tree level. First we classify the one-loop level diagrams in a few set of prototype amplitudes. Then we compute all virtual diagrams with the help of these prototype amplitudes by suitable crossing, mass and coupling choices. Tree level helicity amplitudes can be computed easily with the spinor products $[pq]$ and $\langle pq \rangle$ [11]. To calculate one-loop level helicity amplitude, we also use a vector current $\langle p\gamma^\mu q \rangle$ [12]. We calculate one-loop amplitudes in 't Hooft and Veltman Scheme(HV) scheme [13]. In this scheme the loop part('observed') is computed in d -dimension and rest of the amplitude('unobserved') is computed in 4-dimension [14]. The gamma matrix, loop momentum algebra in 'observed' part has been done in d -dimension. In this process, we have two fermion-loop (t -quark) diagrams where we face γ^5 -anomaly issues. The detailed discussion on γ^5 -anomaly is in the next sub-section (3.1).

We use the symbolic manipulation program FORM [15], to calculate the helicity amplitudes. Using FORM, the amplitudes are written in terms of spinor products, scalar product of momenta and different vector objects. One needs to also calculate one-loop scalar and tensor integral for NLO amplitude computation. The one-loop scalar integrals have been calculated using a package OneLoop [16]. To calculate the tensor integral, we use an in-house reduction code, OVReduce [17, 18]. At last, the phase space integral has been computed with the Monte Carlo integration package AMCI [19]. In the AMCI package, the VEGAS algorithm [20] has been implemented using parallel virtual machine (PVM) package [21].

3.1 γ^5 -anomaly

At one-loop level, we have two triangle diagrams involving t -quark fermion loop. The corresponding diagrams are shown in Fig. 7. To find these amplitudes, one needs to compute trace involving γ^5 -matrices that come from two $Zt\bar{t}$ vertices. This trace is inconsistent, as one can get different results depending on the different starting points of the trace. The formal definition of $\gamma^5 = \frac{i}{4!}\epsilon_{\mu\nu\rho\sigma}\gamma^\mu\gamma^\nu\gamma^\rho\gamma^\sigma$ is not consistent in d -dimension as the anti-symmetric tensor $\epsilon_{\mu\nu\rho\sigma}$ lives in 4-dimension, so, γ^5 do not anti-commute with other γ -matrices in d -dimension. The problem arises because of simultaneous use of cyclic

properties of the trace and anti-commutation relation between γ^5 and other γ -matrices. Therefore, one of the properties needs to be dropped to get the right result [14].

To address this issue, two elegant treatments have been introduced so far. One is known as BMHV (Breitenlohner-Maison-'t Hooft-Veltman) scheme and other one is known as KKS (Korner-Kreimer-Schilcher) scheme [14, 22]. In our calculation, we use KKS scheme to calculate these traces shown in Fig. 7. Following KKS prescription, we take all γ^5 -matrices to a particular vertex('reading point') by anti-commuting with other γ -matrices. Then we do d -dimensional algebra and compute trace. We also follow same prescription to calculate $Z\nu\bar{\nu}$ -vertex correction where we have a current with d -dimensional γ -matrices and γ^5 -matrices [23]. This removes γ^5 -anomaly from our calculation.

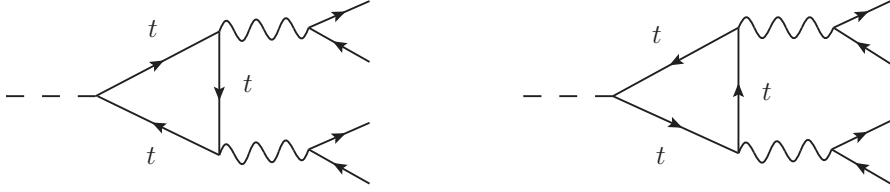


Figure 7: The triangle virtual diagrams with t -quark fermion loop.

3.2 Renormalization and CMS at one loop

We use on-shell renormalization scheme to calculate the required CTs for this process. Following the definition and notation of Ref. [24], we write the required bare parameters in terms of renormalized parameters and corresponding counterterms as follows

$$e_0 = (1 + \delta Z_e)e, \quad M_{W,0}^2 = M_W^2 + \delta M_W^2, \quad \text{and} \quad M_{Z,0}^2 = M_Z^2 + \delta M_Z^2. \quad (3.1)$$

We also need wave function renormalization constants of the fields that are involved in this process to remove the UV divergences. The required wave function renormalization constants are defined as

$$\begin{aligned} Z_0 &= (1 + \frac{1}{2}\delta Z_{ZZ}) Z + \frac{1}{2}\delta Z_{ZA} A, \quad A_0 = (1 + \frac{1}{2}\delta Z_{AA}) A + \frac{1}{2}\delta Z_{AZ} Z, \\ W_0^\pm &= (1 + \frac{1}{2}\delta Z_W) W^\pm, \quad H_0 = (1 + \frac{1}{2}\delta Z_H) H, \quad f_{i,0}^L = (\delta_{ij} + \frac{1}{2}\delta Z_{ij}^{f,L}) f_j^L. \end{aligned} \quad (3.2)$$

The bare quantities are denoted by subscript 0. We take diagonal CKM matrix (V_{CKM}) and no renormalization is needed for V_{CKM} . We also take all leptons and light fermions to be massless. The counterterms can be calculated by imposing suitable renormalization

conditions as given in Ref.[24]. The required renormalization constants are:

$$\begin{aligned}
\delta M_W^2 &= \text{Re } \Sigma_T^W(M_W^2), \quad \delta Z_W = -\text{Re} \frac{\partial}{\partial k^2} \Sigma_T^W(k^2) \Big|_{k^2=M_W^2}, \\
\delta M_Z^2 &= \text{Re } \Sigma_T^{ZZ}(M_Z^2), \quad \delta Z_{ZZ} = -\text{Re} \frac{\partial}{\partial k^2} \Sigma_T^{ZZ}(k^2) \Big|_{k^2=M_Z^2}, \\
\delta Z_{ZA} &= 2 \frac{\Sigma_T^{AZ}(0)}{M_Z^2}, \quad \delta Z_{AA} = -\frac{\partial}{\partial k^2} \Sigma_T^{AA}(k^2) \Big|_{k^2=0}, \\
\delta Z_e &= -\frac{1}{2} \delta Z_{AA} - \frac{s_W}{c_W} \frac{1}{2} \delta Z_{ZA}, \quad \delta Z_H = -\text{Re} \frac{\partial}{\partial k^2} \Sigma^H(k^2) \Big|_{k^2=M_H^2}, \\
\delta Z_{ii}^{f,L} &= -\text{Re } \Sigma_{ii}^{f,L}(m_{f,i}^2) - m_{f,i}^2 \frac{\partial}{\partial k^2} \text{Re} [\Sigma_{ii}^{f,L}(k^2) + \Sigma_{ii}^{f,R}(k^2) + 2\Sigma_{ii}^{f,S}(k^2)] \Big|_{k^2=m_{f,i}^2}. \quad (3.3)
\end{aligned}$$

The self energies Σ , given in Eq. 3.3 can be calculated from self energy of W -boson, Z -boson, photon (also $Z\gamma$) and H -boson propagators. We have neglected tilde(\sim) symbol from 'Re' as we consider real diagonal CKM matrix. We have calculated these Σ and then counterterms given in Eq. 3.3 in the HV scheme. We find exactly same results as given in Ref. [24]. The self energy diagrams of Z -boson have $ZZHH$ and $ZZWW$ coupling dependencies. Similarly, H -self energy diagrams can have HHH coupling and W -boson self-energy diagrams can have $ZZWW$ coupling dependencies. As our primary goal is to study the effect of these anomalous couplings, we also need to scale these couplings in CT diagrams. The Feynman rules for counterterm diagrams given in Fig. 3 have been taken from Ref. [24]. With the counterterms, all UV pole($\frac{1}{\epsilon}$) cancel from the one-loop virtual diagrams.

We use complex mass scheme(CMS) [25] to treat unstable particle in one-loop electroweak corrections. In CMS, the unstable masses are defined with a complex part as

$$m_V^2 \rightarrow \mu_V^2 = m_V^2 - im_V \Gamma_V, \quad (3.4)$$

where $V = W, Z$ and Γ_V is the corresponding decay width. This treatment also makes Weinberg angle complex as $\cos^2 \theta_W = \mu_W^2 / \mu_Z^2$. For the t -quarks, same prescription has been followed. These complex masses and $\cos \theta$ have been used everywhere in the perturbative calculation to maintain the gauge invariance. The renormalization in CMS has been done in a modified version of the on-shell scheme [25, 26]. In this treatment, the renormalized mass is the pole of the corresponding propagator in the complex plane. When renormalized conditions are imposed, one needs to perform the self-energy computation with complex momenta. This computation can be done with Taylor expansion of self energies about the real mass and maintaining the one loop accuracy. We follow the treatment from Ref. [26]

and write the renormalized counterterms as

$$\begin{aligned}
\delta\mu_W^2 &= \Sigma_T^W(M_W^2) + (\mu_W^2 - M_W^2)\Sigma_T'^W(M_W^2) + c_T^W + \mathcal{O}(\alpha^3), \\
\delta\mu_Z^2 &= \Sigma_T^{ZZ}(M_Z^2) + (\mu_Z^2 - M_Z^2)\Sigma_T'^Z(M_Z^2) + \mathcal{O}(\alpha^3), \\
\delta\mathcal{Z}_W &= -\Sigma_T'^W(M_W^2), \quad \delta\mathcal{Z}_{ZZ} = -\Sigma_T'^{ZZ}(M_Z^2), \\
\delta\mathcal{Z}_H &= -\Sigma'^H(M_H^2), \quad \delta\mathcal{Z}_{ZA} = \frac{2}{\mu_Z^2}\Sigma_T^{AZ}(0), \quad \delta\mathcal{Z}_{AA} = -\Sigma_T'^{AA}(0).
\end{aligned} \tag{3.5}$$

$\delta\mathcal{Z}_e$ follows same equation as given in Eq. 3.3. In Eq. 3.5, the 'Re' part is taken out in contrast to the Eq. 3.3 as the self energies become complex in CMS via their complex masses and couplings. The extra term $c_T^W (= \frac{i\alpha}{\pi} M_W \Gamma_W)$ in $\delta\mu_W^2$ comes from the extra photon exchange diagram in W -boson self energy that has the branch cut at $k^2 = \mu_W^2$. With the counterterms given in Eq. 3.5, we do the renormalization for this process and remove all UV divergences from the one-loop virtual amplitudes in CMS.

3.3 Input parameter scheme

The input parameters for EW corrections should be taken in a consistent way to get the right results. As we do on-shell renormalization, the pole masses of massive fermions and vector bosons have been used in our computation. The Weinberg angle is not an independent parameter, but written in terms of W and Z boson masses. The convenient choice for input parameters for EW correction are the electromagnetic coupling α , masses of vector bosons M_Z and M_W , Higgs boson mass M_H and the fermion masses. Depending on the choice of the scale of the process, the coupling α may differ by a few percent, so the choice of the weak coupling also has an impact on results.

The charge renormalization constant $\delta\mathcal{Z}_e$ is calculated from the photon self-energy renormalization constant $\delta\mathcal{Z}_{AA}$ as it can be seen from Eq. 3.3. The renormalization constant $\delta\mathcal{Z}_{AA}$ contains mass singular terms $\alpha \log m_f$ where m_f is the mass of the fermion. These contribution comes from every light fermion loop in $\delta\mathcal{Z}_{AA}$ and remains uncanceled in EW corrections. To renormalize the electric charge, the standard QED on-shell renormalization condition is being imposed in the Thomson limit, where the photon momentum transfer is zero. This renormalizes the QED coupling $\alpha = \alpha(0)$ at $Q^2 = 0$. To have the weak coupling α at desire scale ($Q^2 \sim M_Z^2$) one needs running of α from $Q^2 = 0$ to $Q^2 = M_Z^2$. The running of α remove the mass singular terms from the charge renormalization.

The choice of the running of the coupling α leads to the notion of the input parameter scheme. In $\alpha(M_Z)$ input parameter scheme, the $\Delta\alpha(M_Z)$ is given by [27]

$$\Delta\alpha(M_Z) = \frac{\alpha(0)}{3\pi} \sum_{f \neq t} N_f^c Q_f^2 \left[\ln\left(\frac{M_Z^2}{m_f^2}\right) - \frac{5}{3} \right]. \tag{3.6}$$

The shift in charge renormalization $\delta Z_e|_{\alpha(M_Z^2)} \rightarrow \delta Z_e|_{\alpha(0)} - \frac{1}{2}\Delta\alpha(M_Z^2)$, will remove all mass singularities in δZ_e . The numerical value of $\alpha(M_Z)$ has been extracted from an experimental analysis of e^+e^- annihilation to hadrons [28]. In α_{G_F} scheme, the electromagnetic coupling is derived from the Fermi constant as

$$\alpha_{G_F} = \frac{\sqrt{2}G_F M_W^2 (M_Z^2 - M_W^2)}{\pi M_Z^2}. \quad (3.7)$$

In this scheme, the shift in charge renormalization is given by $\delta Z_e|_{G_F} \rightarrow \delta Z_e|_{\alpha(0)} - \frac{1}{2}\Delta r$, where the Δr is the radiative correction to muon decay [24, 29]. The Δr is given by

$$\begin{aligned} \Delta r = & \Sigma_T^{AA}(0) - \frac{c_W^2}{s_W^2} \left(\frac{\Sigma_T^{ZZ}(M_Z^2)}{M_Z^2} - \frac{\Sigma_T^W(M_W^2)}{M_W^2} \right) + \frac{\Sigma_T^W(0) - \Sigma_T^W(M_W^2)}{M_W^2} \\ & + 2 \frac{c_W}{s_W} \frac{\Sigma_T^{AZ}(0)}{M_Z^2} + \frac{\alpha}{4\pi s_W^2} \left(6 + \frac{7 - 4s_W^2}{2s_W^2} \log c_W^2 \right). \end{aligned} \quad (3.8)$$

We calculate EW correction to this process in the both $\alpha(M_Z)$ and G_F schemes. The “best” scheme will be the one in which the universal correction will be absorbed into the corresponding lower order prediction and leading to smaller perturbative correction. We will see in Sec. 4, the EW correction is smaller in the G_F scheme than $\alpha(M_Z)$ scheme. Hence, the G_F scheme can be regarded as the “best” input scheme for this process.

3.4 Anomalous couplings

As discussed in the above sections, our main goal is to study the effect of anomalous HHH , $ZZHH$ and, $ZZWW$ couplings in this process. There are a few virtual diagrams as displayed in Fig. 4, Fig. 5, and Fig. 6, where we can introduce such anomalous couplings in the κ -framework. The HHH coupling is involved in the diagrams shown in the Fig. 4 and in the Higgs boson wave function renormalization constant which has been computed from its self-energy diagrams. The sum of the triangle diagrams shown in Fig. 4 is UV finite and the contribution of the related diagrams to the Higgs boson wave function renormalization constant is also UV finite. With this UV pole structure, the renormalizability is sustained even after arbitrary scaling of HHH coupling in this process. The reason behind this UV structure is that the HHH coupling comes from the potential term of the standard model Lagrangian and it does not get coupled with the other terms in the Lagrangian. Therefore, we can vary the HHH coupling within the allowed region and study its effect on the partial decay width of the Higgs boson.

The $ZZHH$ and $ZZWW$ couplings can be scaled in the virtual diagrams displayed in Fig. 5 and Fig. 6. There are also other places to vary these couplings in various counterterms that involve W , Z and, Higgs boson self energies. Scaling these two couplings in the diagrams lead to renormalization problem within SM as HVV and $VVHH$ ($V = Z, W$)

couplings are not independent. In this regard, we recall that in the HEFT framework, one can vary HVV and $VVHH$ couplings independently. Furthermore, many beyond-the-standard-model scenarios have different relationship between HVV and $HHVV$ couplings than that in the standard model. The excess UV pole contribution arising from the scaling of the couplings can be absorbed in the HZZ coupling, as, for example, in the context of HEFT. We adopt \overline{MS} scheme for scaled couplings. Therefore, we only cancel excess UV divergent piece with appropriate counterterm. Then, we vary $ZZHH$ and $ZZWW$ couplings and study their effect on the Higgs decay width.

4 Numerical Results

4.1 SM prediction

We use the following set of the standard model input parameters

$$\begin{aligned} M_W &= 80.358 \text{ GeV}, \quad M_Z = 91.153 \text{ GeV}, \quad M_t = 172.5 \text{ GeV} \quad M_H = 125 \text{ GeV}, \\ \Gamma_W &= 2.0872 \text{ GeV}, \quad \Gamma_Z = 2.4944 \text{ GeV}, \quad \Gamma_H = 4.187 \text{ MeV} \text{ and } \Gamma_t = 1.481 \text{ GeV}. \end{aligned} \quad (4.1)$$

We have taken lepton and light quarks as massless particles. Mass parameters in Eq. 4.1 and cosine of Weinberg angle have been promoted to complex numbers following the Eq. 3.4. We calculate this process in the both $\alpha(M_Z)$ and G_F input parameter schemes. The value of electromagnetic coupling $\alpha = 1/128.896$ for the $\alpha(M_Z)$ scheme has been taken from the Ref. [28]. In the G_F scheme, the value of electromagnetic coupling can be calculated from the Eq. 3.7. With the above SM parameters, its numerical value is $1/132.36$ in the G_F scheme. The standard model prediction for the partial decay width of Higgs boson for this process has been listed in Tab. 1. The LO decay widths are 930.71 eV and 1007.72 eV in the G_F and $\alpha(M_Z)$ scheme respectively. The NLO corrected decay widths are 959.66 eV and 948.01 eV in the G_F and $\alpha(M_Z)$ schemes respectively. We define the relative enhancement as $\text{RE} = \frac{\Gamma^{NLO} - \Gamma^{LO}}{\Gamma^{LO}} \times 100\%$. The RE is 3.11% in the G_F scheme whereas it is -5.93% in the $\alpha(M_Z)$ scheme. The LO decay widths differ by $\sim 8\%$ but the NLO corrected widths differ by $\sim 1\%$ among the two input parameter schemes. As we can see from Tab. 1, the relative enhancement is smaller in the G_F scheme i.e., the universal correction has been absorbed in the lower order prediction, so, this scheme can be considered as the “better” scheme.

Input parameter scheme	Γ^{LO} (eV)	Γ^{NLO} (eV)	RE
G_F	930.71	959.66	3.11%
$\alpha(M_Z)$	1007.72	948.01	-5.93%

Table 1: Partial decay widths of Higgs boson in the channel $H \rightarrow \nu_e \bar{\nu}_e \nu_\mu \bar{\nu}_\mu$ in the G_F and $\alpha(M_Z)$ scheme and their relative enhancement.

4.2 Anomalous coupling effect

We vary HHH , $ZZHH$ and $ZZWW$ couplings in the context of kappa (κ) framework. We define relative increment as $RI = \frac{\Gamma_\kappa^{NLO} - \Gamma_{SM}^{NLO}}{\Gamma_{SM}^{NLO}} \times 100\%$.

We have varied κ_{HHH} from -10 to 10 and listed the corresponding RI in Tab. 2. In Tab. 2, we see a significant change in NLO EW decay width (Γ^{NLO}) with varying κ_{HHH} . The RI varies from $\sim 0.35\%$ to $\sim -23.52\%$ in the G_F scheme and from $\sim 0.40\%$ to $\sim -26.48\%$ in the $\alpha(M_Z)$ scheme depending on the value of κ_{HHH} . The RI in two input schemes become positive near $\kappa_{HHH} \sim 2-4$.

κ_{HHH}	RI	
	G_F scheme	$\alpha(M_Z)$ scheme
10	-7.54	-8.48
8	-3.78	-4.25
6	-1.21	-1.36
4	0.17	0.19
2	0.35	0.40
-1	-1.60	-1.80
-2	-2.84	-3.20
-4	-6.23	-7.01
-6	-10.80	-12.16
-8	-16.57	-18.65
-10	-23.52	-26.48

Table 2: Effect of anomalous HHH coupling on the partial decay width of the process $H \rightarrow \nu_e \bar{\nu}_e \nu_\mu \bar{\nu}_\mu$.

Next, we examine the effect of scaling the $ZZHH$ coupling. We have listed the RI with different κ_{ZZHH} values in Tab. 3. As shown in the table, the change in RI due to κ_{ZZHH} is hardly visible in the $\alpha(M_Z)$ scheme. It is less than 1%. In the G_F scheme, the RI varies from $\sim 5.7\%$ to $\sim -7.0\%$ depending upon κ_{ZZHH} . It is positive with positive scaling and negative with negative scaling.

κ_{ZZHH}	RI	
	G_F scheme	$\alpha(M_Z)$ scheme
10	5.74	0.29
8	4.46	0.22
6	3.19	0.16
4	1.91	0.10
2	0.64	0.03
-1	-1.27	-0.06
-2	-1.91	-0.09
-4	-3.19	-0.16
-6	-4.46	-0.22
-8	-5.74	-0.29
-10	-7.01	-0.35

Table 3: Effect of anomalous $ZZHH$ coupling on the partial decay width of the process $H \rightarrow \nu_e \bar{\nu}_e \nu_\mu \bar{\nu}_\mu$.

Although it was not our main goal, since the width of the process also depends on the $ZZWW$ coupling, we scale it to see the effects. We have listed the RI by scaling $ZZWW$ coupling in Tab. 4. As shown in Tab. 4, we see a significant change in Γ^{NLO} with varying κ_{ZZWW} . In the G_F scheme, the RI goes from ~ 10.5 to $\sim -12.8\%$, whereas in the $\alpha(M_Z)$ scheme it goes from -19.3% to 23.5% with the varying κ_{ZZWW} from 10 to -10 .

κ_{ZZWW}	RI	
	G_F scheme	$\alpha(M_Z)$ scheme
10	10.45	-19.29
8	8.13	-14.97
6	5.81	-10.72
4	3.48	-6.43
2	1.16	-2.14
-1	-2.32	4.29
-2	-3.48	6.43
-4	-5.80	10.72
-6	-8.13	15.00
-8	-10.45	19.29
-10	-12.78	23.58

Table 4: Effect of anomalous $ZZWW$ coupling on the partial decay width of the process $H \rightarrow \nu_e \bar{\nu}_e \nu_\mu \bar{\nu}_\mu$.

5 Conclusion

We have studied the effect of scaling HHH and $ZZHH$ couplings, as in κ -framework, on the decay width of the process $H \rightarrow \nu_e \bar{\nu}_e \nu_\mu \bar{\nu}_\mu$. As this process also depends on $ZZWW$ coupling, we also investigated the effect of its variation. Most interesting thing we find is that the width of this process has significant dependence on the κ_{HHH} . The dependency on κ_{HHH} is similar among the two input parameter scheme. As the scaling of HHH coupling does not effect the gauge invariance, we see similar behaviour in the two input schemes. A precise measurement of the width may lead to a better bound on the HHH coupling. We also examine the dependency of κ_{ZZHH} on decay partial width. We see very minimal dependency on κ_{ZZHH} for the $\alpha(M_Z)$ scheme, but in the G_F scheme, we see a bit stronger dependency on κ_{ZZHH} . This is due to the terms $\alpha(M_Z)$ and Δr in charge renormalization δZ_e in two input parameter schemes. In the $\alpha(M_Z)$ in Eq. 3.6, there is no Σ^{ZZ} self-energy term, so no dependency on κ_{ZZHH} ; whereas in the term Δr in Eq. 3.8, there is Σ^{ZZ} self-energy term, hence dependency on κ_{ZZHH} . Because of the dependence of the process on κ_{ZZWW} , we also examined the dependence on this parameter. However, there are other processes to better determine this coupling.

Acknowledgements

We would like to acknowledge useful discussions with C.-P. Yuan and Ambresh Shivaji.

References

- [1] K. Monig, *Highlights and perspectives from the ATLAS experiment, The Large Hadron Collider Physics Conference, 25-30 May 2020* .
- [2] P. McBride, *Highlights and perspectives from the CMS experiment, The Large Hadron Collider Physics Conference, 25-30 May 2020* .
- [3] P. Agrawal, D. Saha, L.-X. Xu, J.-H. Yu and C. P. Yuan, *Determining the shape of the Higgs potential at future colliders*, [*Phys. Rev. D* **101** \(2020\) 075023](#) [[1907.02078](#)].
- [4] A. Bredenstein, A. Denner, S. Dittmaier and M. Weber, *Precision calculations for the higgs decays $h \rightarrow \gamma\gamma/\gamma Z \rightarrow 4$ leptons*, [*Nuclear Physics B - Proceedings Supplements* **160** \(2006\) 131](#).
- [5] S. Boselli, C. M. Carloni Calame, G. Montagna, O. Nicrosini and F. Piccinini, *Higgs boson decay into four leptons at NLOPS electroweak accuracy*, [*JHEP* **06** \(2015\) 023](#) [[1503.07394](#)].
- [6] G. Aad, B. Abbott, D. C. Abbott, A. Abed Abud, K. Abeling, D. K. Abhayasinghe et al., *Erratum to: Search for the $hh \rightarrow b\bar{b}b\bar{b}$ process via vector-boson fusion production using proton-proton collisions at $\sqrt{s} = 13$ tev with the atlas detector*, [*Journal of High Energy Physics* **2021** \(2021\)](#) .
- [7] A. Collaboration, *Search for nonresonant pair production of higgs bosons in the $b\bar{b}b\bar{b}$ final state in pp collisions at $\sqrt{s} = 13$ tev with the atlas detector*, 2023.
- [8] K. Nordström and A. Papaefstathiou, *VHH production at the High-Luminosity LHC*, [*Eur. Phys. J. Plus* **134** \(2019\) 288](#) [[1807.01571](#)].
- [9] ATLAS collaboration, *HL-LHC prospects for the measurement of Higgs boson pair production in the $b\bar{b}b\bar{b}$ final state and combination with the $b\bar{b}\gamma\gamma$ and $b\bar{b}\tau^+\tau^-$ final states at the ATLAS experiment*, .
- [10] T. Hahn, *Generating Feynman diagrams and amplitudes with FeynArts 3*, [*Comput. Phys. Commun.* **140** \(2001\) 418](#) [[hep-ph/0012260](#)].
- [11] M. E. Peskin, *Simplifying Multi-Jet QCD Computation*, in *13th Mexican School of Particles and Fields*, 1, 2011, [1101.2414](#).
- [12] P. Agrawal and B. Das, *$W+W-H$ production through bottom quarks fusion at hadron colliders*, [*Phys. Lett. B* **820** \(2021\) 136461](#) [[2103.02682](#)].
- [13] G. 't Hooft and M. Veltman, *Regularization and renormalization of gauge fields*, [*Nuclear Physics B* **44** \(1972\) 189](#).
- [14] H.-S. Shao, Y.-J. Zhang and K.-T. Chao, *Dijet invariant mass distribution in top quark hadronic decay with qcd corrections*, [*Phys. Rev. D* **84** \(2011\) 094021](#).

- [15] J. Vermaseren, *New features of FORM*, [math-ph/0010025](#).
- [16] A. van Hameren, *OneLOop: For the evaluation of one-loop scalar functions*, *Comput. Phys. Commun.* **182** (2011) 2427 [[1007.4716](#)].
- [17] P. Agrawal and A. Shivaji, *Di-Vector Boson + Jet Production via Gluon Fusion at Hadron Colliders*, *Phys. Rev. D* **86** (2012) 073013 [[1207.2927](#)].
- [18] P. Agrawal and G. Ladinsky, *Production of two photons and a jet through gluon fusion*, *Phys. Rev. D* **63** (2001) 117504 [[hep-ph/0011346](#)].
- [19] S. Veseli, *Multidimensional integration in a heterogeneous network environment*, *Comput. Phys. Commun.* **108** (1998) 9 [[physics/9710017](#)].
- [20] G. Lepage, *A New Algorithm for Adaptive Multidimensional Integration*, *J. Comput. Phys.* **27** (1978) 192.
- [21] A. Geist, A. Beguelin, J. Dongarra, W. Jiang, R. Manchek and V. S. Sunderam, *PVM: A Users' Guide and Tutorial for Network Parallel Computing*. The MIT Press, 11, 1994, [10.7551/mitpress/5712.001.0001](#).
- [22] J. G. Korner, D. Kreimer and K. Schilcher, *A Practicable $\gamma(5)$ scheme in dimensional regularization*, *Z. Phys. C* **54** (1992) 503.
- [23] M. V. Garzelli, I. Malamos and R. Pittau, *Feynman rules for the rational part of the Electroweak 1-loop amplitudes*, *JHEP* **01** (2010) 040 [[0910.3130](#)].
- [24] A. Denner, *Techniques for calculation of electroweak radiative corrections at the one loop level and results for W physics at LEP-200*, *Fortsch. Phys.* **41** (1993) 307 [[0709.1075](#)].
- [25] A. Denner and S. Dittmaier, *The Complex-mass scheme for perturbative calculations with unstable particles*, *Nucl. Phys. B Proc. Suppl.* **160** (2006) 22 [[hep-ph/0605312](#)].
- [26] A. Denner, S. Dittmaier, M. Roth and L. H. Wieders, *Electroweak corrections to charged-current $e^+ e^- \rightarrow 4$ fermion processes: Technical details and further results*, *Nucl. Phys. B* **724** (2005) 247 [[hep-ph/0505042](#)].
- [27] J. R. Andersen et al., *Les Houches 2013: Physics at TeV Colliders: Standard Model Working Group Report*, [1405.1067](#).
- [28] S. Eidelman and F. Jegerlehner, *Hadronic contributions to $g-2$ of the leptons and to the effective fine structure constant $\alpha(M(z)^{**2})$* , *Z. Phys. C* **67** (1995) 585 [[hep-ph/9502298](#)].
- [29] A. Sirlin, *Radiative corrections in the $SU(2)_L \times U(1)$ theory: A simple renormalization framework*, *Phys. Rev. D* **22** (1980) 971.