

NeuSemSlice: Towards Effective DNN Model Maintenance via Neuron-level Semantic Slicing

SHIDE ZHOU, Huazhong University of Science and Technology, China

TIANLIN LI, Nanyang Technological University, Singapore

YIHAO HUANG, Nanyang Technological University, Singapore

LING SHI, Nanyang Technological University, Singapore

KAILONG WANG*, Huazhong University of Science and Technology, China

YANG LIU, Nanyang Technological University, Singapore

HAOYU WANG, Huazhong University of Science and Technology, China

Deep Neural networks (DNNs), extensively applied across diverse disciplines, are characterized by their integrated and monolithic architectures, setting them apart from conventional software systems. This architectural difference introduces particular challenges to maintenance tasks, such as model restructuring (e.g., model compression), re-adaptation (e.g., fitting new samples), and incremental development (e.g., continual knowledge accumulation). Prior research addresses these challenges by identifying task-critical neuron layers, and dividing neural networks into semantically-similar sequential modules. However, such layer-level approaches fail to precisely identify and manipulate neuron-level semantic components, restricting their applicability to finer-grained model maintenance tasks.

In this work, we implement NeuSemSlice, a novel framework that introduces the *semantic slicing* technique to effectively identify critical neuron-level semantic components in DNN models for *semantic-aware model maintenance* tasks. Specifically, *semantic slicing* identifies, categorizes and merges critical neurons across different categories and layers according to their semantic similarity, enabling their flexibility and effectiveness in the subsequent tasks.

For *semantic-aware model maintenance* tasks, we provide a series of novel strategies based on *semantic slicing* to enhance NeuSemSlice. They include semantic components (i.e., critical neurons) preservation for model restructuring, critical neuron tuning for model re-adaptation, and non-critical neuron training for model incremental development. A thorough evaluation has demonstrated that NeuSemSlice significantly outperforms baselines in all three tasks.

ACM Reference Format:

Shide Zhou, Tianlin Li, Yihao Huang, Ling Shi, KAILONG WANG, Yang Liu, and Haoyu Wang. 2018. NeuSemSlice: Towards Effective DNN Model Maintenance via Neuron-level Semantic Slicing. *J. ACM* 37, 4, Article 111 (August 2018), 20 pages. <https://doi.org/XXXXXXX.XXXXXXX>

*Corresponding author.

Authors' Contact Information: Shide Zhou, Huazhong University of Science and Technology, Wuhan, China, shidez@hust.edu.cn; Tianlin Li, Nanyang Technological University, Singapore, Singapore, tianlin001@e.ntu.edu.sg; Yihao Huang, Nanyang Technological University, Singapore, Singapore, huang.yihao@ntu.edu.sg; Ling Shi, Nanyang Technological University, Singapore, Singapore, ling.shi@ntu.edu.sg; KAILONG WANG, Huazhong University of Science and Technology, Wuhan, China, wangkl@hust.edu.cn; Yang Liu, Nanyang Technological University, Singapore, Singapore, yangliu@ntu.edu.sg; Haoyu Wang, Huazhong University of Science and Technology, Wuhan, China, haoyuwang@hust.edu.cn.

Permission to make digital or hard copies of all or part of this work for personal or classroom use is granted without fee provided that copies are not made or distributed for profit or commercial advantage and that copies bear this notice and the full citation on the first page. Copyrights for components of this work owned by others than the author(s) must be honored. Abstracting with credit is permitted. To copy otherwise, or republish, to post on servers or to redistribute to lists, requires prior specific permission and/or a fee. Request permissions from permissions@acm.org.

© 2018 Copyright held by the owner/author(s). Publication rights licensed to ACM.

ACM 1557-735X/2018/8-ART111

<https://doi.org/XXXXXXX.XXXXXXX>

1 Introduction

In the evolving landscape of artificial intelligence, DNNs represent a dynamic shift towards data-driven programming paradigms, extensively adopted across various fields [5, 17, 40]. Analogous to how traditional software evolves to meet shifting requirements and enhance functionality, effective maintenance of DNNs is crucial for combating model drift and ensuring sustained accuracy and reliability as they are continuously exposed to new and changing data. Unlike traditional software systems characterized by their modular and discrete structures, DNNs are typically designed as cohesive, monolithic entities. The unique architecture introduces distinct and challenging maintenance tasks, including **model restructuring**, **re-adaptation**, and **incremental development**. They are pivotal elements for the operational robustness and longevity of neural network-based systems in a rapidly advancing technological milieu [2–4].

Despite various proposals in the literature for maintaining DNN models like the DeepArc framework [36], these methods continue to face several limitations. One major challenge with traditional strategies, which depend largely on periodical model retraining, is their ineffectiveness in combating the unavoidable problem of model drift. DeepArc addresses this problem by modularizing neural networks, organizing layers into modules based on their semantic similarities. This strategy streamlines maintenance tasks, facilitating the pruning and fine-tuning of specific modules or layers for more efficient updates. However, this approach is constrained by its focus on layer-level manipulation. A more refined strategy that decomposes semantic components at a finer level, such as individual neurons, could enhance model restructuring and adaptation. Specifically, selectively pruning and tuning a small number of neurons might offer better effectiveness. Furthermore, the incremental development of models [42] requires preserving the semantics and functions of previous versions while introducing new features. Given that semantics and functions in DNNs are primarily structured around neurons [9, 23, 37, 44, 45], the method of identifying and updating whole layers falls short of preserving the original semantics or functions during the incremental development process.

Acknowledging the existing limitations, our goal is to develop techniques that enhance DNN model maintenance. Drawing inspiration from the significant benefits of dynamic slicing in the maintenance and evolution of traditional software [6, 15], we adopt similar slicing techniques for DNNs [24, 25, 39, 44, 46]. Specifically, dynamic slicing excels in identifying and isolating essential code segments for implementing changes without causing unintended effects. By analogy, DNN slicing provides a systematic way to identify and separate semantic components at the neuron level. This approach is poised to greatly enhance DNN model maintenance, allowing for precise modifications and improvements with a focus on finer detail.

Our work. We introduce the NeuSemSlice framework, building on the concept of semantic decomposition through DNN slicing, to innovate model maintenance practices. This framework features two main components: *semantic slicing* and *semantic-aware model maintenance*. The former facilitates the precise identification of semantic elements within DNNs, such as critical neurons, at a granular level. Following this, the latter delivers tailored strategies for model maintenance tasks that demand an in-depth semantic comprehension, enabling effective and targeted strategies.

The *semantic slicing* module is designed to accurately identify critical neurons across the entire search space by employing a category-specific¹ strategy for optimal performance. Specifically, we compute *neuron contribution scores* [14, 24, 28, 35, 44] for each neuron category individually,

¹To be precise, we identify critical neurons within the network model that have a significant impact on the output of each output neuron, where different categories refer to different output neurons. For example, in classification tasks, categories can be determined based on the labels in the dataset; in regression tasks, it can be considered a single-category task; in other types of tasks, different output neurons are treated as different categories.

selecting a specific range of critical neurons for each category before combining them across the entire dataset. Given the potential variability in the optimal range of critical neurons across different categories and layers—which may hinder effective combination—we refine this process to focus on neurons that encapsulate the layer’s full semantic range. This is achieved by assessing the similarity between the characteristics of these chosen neurons and the entire layer. The subsequent merging strategy further enhances the utility and relevance of the identified critical neurons.

The *semantic-aware model maintenance* module, utilizing semantic slicing, provides the following maintenance tasks for DNN models: ❶ **Model Restructuring**, where only critical neurons are retained to balance predictive precision with reduced storage needs. ❷ **Model Re-adaptation**, focusing on training critical neurons to address prediction errors, thus simplifying the process by tuning fewer parameters. ❸ **Model Incremental Development**, which stabilizes critical neuron parameters to prevent catastrophic forgetting during the integration of new knowledge, facilitating incremental development without extensive reliance on the original dataset.

We conduct extensive experiments to evaluate the performance of NeuSemSlice. For model restructuring, NeuSemSlice enhances the efficiency of existing model compression techniques by an average of 13.46%, while also improving compression rate. For model re-adaptation, NeuSemSlice only trains an average of 61.49% of the parameters, enhancing both accuracy and efficiency. For incremental model development, NeuSemSlice surpasses all other methods, boosting average accuracy by over 40% compared to baseline.

Contributions. The contribution of this paper is summarized as follows: ❶ We propose NeuSemSlice, including *semantic slicing* for finer-grained neuron-level decomposition, and *semantic-aware model maintenance*, offering novel and effective strategies for semantic-aware DNN model maintenance tasks. ❷ We detail a sophisticated *semantic slicing* technique that employs a category-specific strategy to accurately identify and combine critical neurons across the dataset, refining the process of neuron selection based on semantic range to optimize model performance. ❸ We tackle the challenging maintenance tasks via the *semantic-aware model maintenance* module, which significantly advances model restructuring, adaptation, and incremental development tasks. ❹ We conduct extensive experiments on three model maintenance tasks, showcasing the superior performance of NeuSemSlice.

2 Background and Related Work

2.1 Deep Neural Networks

A DNN typically consists of multiple layers of neurons [41], which can be formally defined as follows.

DEFINITION 1. A Deep Neural Network (DNN) f consists of L multiple layers $\langle l_0, l_1, \dots, l_{L-1} \rangle$, where l_0 is the input layer, l_{L-1} is the output layer, and l_1, \dots, l_{L-2} are hidden layers. The inputs of each layer are the outputs of the previous layer.

In this work, we mainly focus on the classifier $f : \mathcal{X} \rightarrow \mathcal{Y}$, where \mathcal{X} is a set of inputs and \mathcal{Y} is a set of classes. Given an input $x \in \mathcal{X}$, we use $f^l(x)$ to represent the internal features extracted by the layer l and $f_n(x)$ to represent the internal features extracted by the neuron n (i.e., the output values of neurons at l). \hat{y} represents the DNNs output (i.e., $f(x)$) and y is the label of the given input x .

There usually exists redundancy in DNNs which refers to components within the network that do not significantly contribute to its performance [7, 44]. This redundancy can manifest in various forms, such as redundant neurons and redundant layers. Nevertheless, determining which components are redundant and can be removed without impacting performance requires sophisticated analysis and careful validation.

2.2 DNN Model Maintenance

This concept, akin to the established practices of traditional software maintenance, addresses the evolving needs within the software engineering community for more efficient and adaptable DNN systems. DeepArc [36] has introduced a new neural network architecture strategy to cut model maintenance costs. This approach identifies semantically similar layers as redundant, allowing for model restructuring by pruning these layers. Only non-redundant layers are fine-tuned on the target data, based on calculated semantic similarities of layer representations: Given a dataset D , the matrix M^{l_i} is denoted as the similarity matrix for the i -th network layer l_i , where

$$M^{l_i}[a, b] = f^{l_i}(x_a) \cdot f^{l_i}(x_b), \quad (1)$$

with x_a and x_b representing any two inputs from the dataset D . Intuitively, M^{l_i} indicates the embedding landscape of the dataset on the i -th layer and the shape of the matrix is solely dependent on the size of the dataset. Similar embedding landscapes (i.e., similar matrix) in two layers indicate they extract comparable semantic information from inputs. With the matrix M^l for each layer l , DeepArc then follows the centered kernel alignment [18] (CKA) metric to calculate the similarity between M^{l_i} and M^{l_j} to represent the semantic similarity between layer f^{l_i} and f^{l_j} .

$$\text{sim}_{\text{sem}}(f^{l_i}, f^{l_j}) = \text{CKA}(M^{l_i}, M^{l_j}) = \frac{M^{l_i} \cdot M^{l_j}}{\|M^{l_i}\| \cdot \|M^{l_j}\|}. \quad (2)$$

A higher sim_{sem} indicates greater semantic similarity between consecutive layers, indicating redundancy. Removing these redundant layers aids in model restructuring, while focusing retraining efforts on only the essential, non-redundant layers facilitates model re-adaptation. This strategy, however, only targets redundant layers without considering redundant neurons, causing limitations to be detailed in Section 2.4.

2.3 DNNs Slicing

DNNs, essentially programs made up of artificial neurons, have seen recent innovations in “slicing” techniques. These methods identify key neurons within DNNs that are crucial for various tasks [44, 46]. The essence of DNN slicing research revolves around using a *neuron contribution metric* to evaluate the impact of each neuron on a dataset D . A *neuron selection strategy* is then applied to pick out critical neurons based on their contribution to the network’s functionality.

Specifically, the process could be formulated as follows: we calculate $C_n^{l,D}$ for each neuron n in layer l based on a dataset D , the *neuron contribution* of the layer l composed of neuron set \mathbf{N}^l could be represented as $\mathbf{C}^{l,D} = \{C_{n_0}^{l,D}, C_{n_1}^{l,D}, \dots, C_{n_{|\mathbf{N}^l|-1}}^{l,D}\}$. We further determine the *selection* of critical neurons according to the calculated neuron contribution and denote the selected critical neurons as $\Omega_k^{l,D}$:

$$\Omega_k^{l,D} = \text{topk}(\mathbf{N}^{l,D}, \mathbf{C}^{l,D}) \quad (3)$$

where $\text{topk}(\cdot)$ represents the top k maximum instances of the input set \mathbf{N}^l based on certain metrics. We can further depict the critical neurons of the model f as $\Omega_k^D = \{\Omega_k^{l_0,D}, \Omega_k^{l_1,D}, \dots, \Omega_k^{l_{L-1},D}\}$. Note the proportion of selected critical neurons is directly controlled by hyperparameter k .

The predominant approaches of *neuron contribution metric* design for neuron n are as follows:

❶ **Avg** (Average of Neuron Activation [35]). We compute the mean activation value for each neuron across the dataset, defined as: $\text{avg}_n(D) = \frac{\sum_{x \in D} f_n(x)}{|D|}$. ❷ **Var** (Variance of Neuron Activation [14]). We compute the activation value variance for each neuron using the formula: $\text{var}_n(D) = \frac{\sum_{x \in D} (f_n(x) - \text{avg}_n(D))^2}{|D|}$. ❸ **Ens** (Ensemble of Neuron Activation). With $\text{avg}_n(D)$ and variance $\text{var}_n(D)$ of each neuron in the neural network concerning dataset D , we normalize the two values to

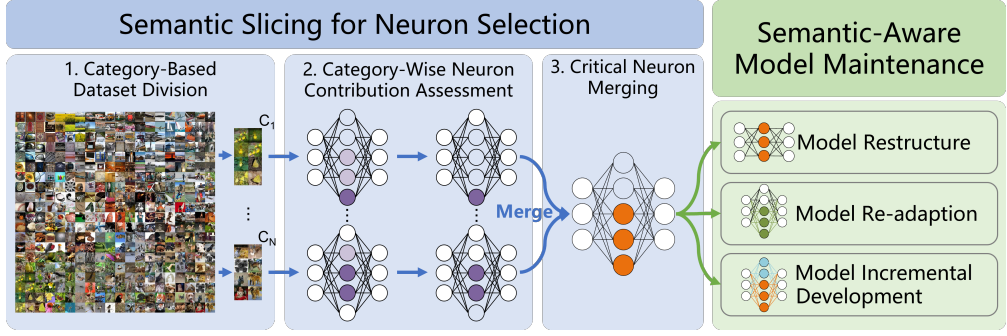


Fig. 1. Overview of NeuSemSlice Framework. In semantic slicing, neuron contributions are highlighted in *purple*, with darker shades signifying greater contributions. Critical neurons are indicated in *orange*. For semantic-aware model maintenance, we preserve only these critical neurons. During model re-adaptation, we train solely the critical neurons, marked in *green*. For incremental development, only the non-critical neurons are trained, shown in *blue*.

[0,1]. ④ **DeepLIFT** (Interpretability-based Score [24, 44]). Given its interpretability, our analysis predominantly utilizes DeepLIFT [37] for computations. In specific, DeepLIFT assigns contribution scores to each neuron based on the *gradient* during the backward propagation process. ⑤ **Taylor** (Pruning-oriented Score [28]). Taylor utilizes *model weights* and *gradient information* to assess the contribution of neurons.

Leveraging the current neuron contribution metrics, there are intuitively two neuron selection strategies. The *global neuron selection method* calculates neuron contribution scores across the entire dataset D , followed by a selection of a specific range of neurons. In contrast, the *category-wise neuron selection approach* computes scores for each category of data (D_{c_0}, D_{c_1}, \dots) separately, identifies a range of critical neurons for each category and layer (*i.e.*, identifying $\Omega_k^{l,D_{c_0}}, \Omega_k^{l,D_{c_1}}, \dots$), and ultimately merges these category-wise critical neurons for the entire dataset as a whole ($\Omega_k^{l,D}$).

2.4 Motivation

The state-of-the-art technique exhibits three noticeable limitations in addressing the challenging tasks of DNN model maintenance: ① **Lack of granularity**. Existing technique is confined to layer level, which lacks the flexibility for optimal model restructuring and adaptation on the finer neuron level. ② **Ineffectiveness for smaller models**. The existing technique is ineffective for smaller DNNs, crucial for on-device deployments, due to their lack of layers with similar semantics. This limits the ability to downsize by removing redundant layers for restructuring or adaptation. ③ **Absence of incremental model development**. This crucial aspect of model maintenance is not adequately addressed. The current technique is unable to identify key components at the neuron level [9], which is essential for the model's functions, leading to challenges in developing new functions while preserving existing ones with only layer-level adjustments.

2.5 NeuSemSlice Overview

To address the issues, we propose NeuSemSlice which focuses on neuron-level DNNs semantic decomposition and involves slicing DNNs to identify and isolate critical neuron components, facilitating a variety of model maintenance tasks. Figure 1 shows a detailed workflow of our NeuSemSlice framework, which mainly consists of two modules: *Semantic Slicing* and *Semantic-aware Model Maintenance*.

Semantic slicing. This module initially identifies and extracts crucial neurons across the entire model. These neurons are representative of the semantics inherent in each layer of the model. By focusing on a more detailed level, it overcomes the initial two limitations, enabling more precise restructuring and adaptation. Additionally, it improves the ability to identify redundant neurons in the smaller layers of models.

Semantic-aware model maintenance. By utilizing the aggregated critical neurons in the model, this approach supports various applications, offering more robust solutions for long-term DNN model maintenance. Beyond restructuring and re-adapting the model, this method also addresses incremental model development for the first time. It specifically counteracts catastrophic forgetting, which occurs when an AI model learns new information, by stabilizing the critical neurons' parameters. This enables the model to incrementally develop functions with limited access to the original training data.

In Section 3, we will provide a detailed introduction to the design methodology behind *Semantic Slicing*. Following that, in Section 4, we will discuss *Semantic-aware Model Maintenance*: the application of *Semantic Slicing* in the context of model maintenance tasks.

3 Semantic Slicing

As discussed in Section 2.3, various neuron contribution metrics and two possible neuron selection strategies can be adopted for neuron-level DNNs slicing. Yet, how well these methods perform in model maintenance tasks has not been fully examined. To address this, Section 3.1 details a pilot study designed to evaluate their effectiveness and efficiency in maintaining models. Following these experiments, we present our approach to semantic slicing in Section 3.3, guided by the insights gained.

3.1 A Pilot Study on Existing DNNs Slicing Strategies

Global Slicing. One possible strategy is the global approach, which calculates contribution metrics across the entire dataset and then selects the top 10% (i.e., set k in Equation 3 as 10%) of neurons, as indicated by these metrics, as critical neurons. This process, outlined in Section 2.3, results in five distinct sets of critical neurons identified using different metrics. We then devise a strategy to evaluate the importance of each set to determine the most effective contribution metric. Specifically, to assess and compare the significance of the critical neurons identified by various metrics, we adopt the method from Xie et al. [44] by zeroing the outputs of these neurons and observing the impact on model predictions. Greater changes in predictions suggest the higher neuron significance.

The study is conducted on CIFAR-10 [19] and training VGG-16 [38] for classifying. Table 1 shows that in a global setting, all neuron contribution metrics have limitations. Surprisingly, masking neurons deemed less critical often leads to more significant accuracy losses, suggesting a misalignment between globally calculated contributions and the neurons' true importance. For example, using the Avg metric, masking 20%→30% of neurons has a greater impact than masking the top 10%→20%, as highlighted by the green arrows in the table. The results suggest that global slicing is not effective for model maintenance tasks.

Category-wise Slicing. Another possible strategy is the category-wise approach. Acknowledging that neuron contributions can vary widely between categories, which may limit the effectiveness of global DNN slicing, we conduct a category-specific analysis. We calculate the five metrics for each category and then conduct masking experiments on data from each category (i.e., zeroing the outputs of neurons deemed critical for that category) to assess accuracy on a per-category basis. The averaged and individual category results are shown in Tables 2 and 3, respectively. Masking the top 10% of neurons shows that certain metrics (e.g., Avg and Ens) drastically lowered classification

Table 1. Model accuracy after masking selected critical neurons globally calculated by different contribution metrics. The anticipated trend in model accuracy is an increase (signified by \uparrow), correlating with the diminishing contribution of masked neurons. Nonetheless, within the context of global slicing, numerous anomalous instances of decreased model accuracy are observed, as indicated by \downarrow .

VGG16-CIFAR10					
performance after masking	Avg \uparrow	Var \uparrow	Ens \uparrow	DeepLIFT \uparrow	Taylor \uparrow
0%→10%	42.85%	46.78%	50.64%	25.78%	41.29%
10%→20%	65.45%	76.91%	62.27%	36.83%	47.94%
20%→30%	60.32% \downarrow	71.28% \downarrow	57.82% \downarrow	35.49% \downarrow	60.13%
30%→40%	69.15%	69.53% \downarrow	70.53%	65.94%	64.67%
40%→50%	65.34% \downarrow	49.47% \downarrow	62.55% \downarrow	63.84% \downarrow	72.05%

Table 2. The model accuracy averaged by category after masking critical neurons derived by various metrics in categorical settings. The anticipated trend in model accuracy is an increase (signified by \uparrow), correlating with the diminishing contribution of masked neurons.

VGG16-CIFAR10					
performance after masking	Avg \uparrow	Var \uparrow	Ens \uparrow	DeepLIFT \uparrow	Taylor \uparrow
0%→10%	0.00%	0.09%	0.00%	0.30%	11.80%
10%→20%	0.07%	5.16%	0.12%	8.48%	27.94%
20%→30%	1.25%	11.02%	2.49%	21.49%	48.24%
30%→40%	31.39%	37.81%	19.58%	59.12%	53.90%
40%→50%	55.45%	58.63%	57.61%	80.79%	62.64%

performance, nearly to zero. This demonstrates that a category-specific approach is more effective in identifying critical neurons than that of the global-based approach.

3.2 Identified Challenges for Semantic Slicing

Identifying critical neurons for model maintenance involves two main challenges: the optimal proportion of critical neurons varies by category and by layer. **① Different category-wise distribution.** Integrating category-specific critical neurons into a set for the entire dataset is complex as the ideal proportion of these neurons differs across categories. For example, masking 10% to 20% of critical neurons in Category 4 hardly affects performance, suggesting redundancy. In comparison, masking 30% to 40% in Category 1 significantly impacts performance, indicating their importance for that category. **② Different layer-wise distribution.** The distribution of critical neurons changes across layers, often becoming sparser in higher layers. Current methods propose a uniform selection range for all categories and layers, which can either overlook crucial neurons or include too many non-critical ones, affecting accuracy and efficiency in model maintenance. Therefore, determining the optimal range of critical neurons for each category and layer is essential for effective DNN slicing.

However, achieving the goal is a challenging endeavor. The challenge lies in the impracticality of conducting an exhaustive search across all possible combinations of critical neuron proportions for each layer and category to assess performance after merging. Both the exhaustive search and the post-merging evaluation are inefficient in their current forms. To address this, we propose *Semantic Slicing*, to be detailed next in Section 3.3.

Table 3. Model performance on selected categories after masking selected critical neurons calculated by different contribution metrics. The anticipated trend in model accuracy is an increase (signified by \uparrow), correlating with the diminishing contribution of masked neurons.

VGG16-CIFAR10 (DeepLIFT)				
	Category 1 \uparrow	Category 4 \uparrow	Category 7 \uparrow	Category 10 \uparrow
0%→10%	0.00%	3.00%	0.00%	0.00%
10%→20%	0.00%	81.80%	0.00%	0.00%
20%→30%	13.30%	80.40%	31.70%	5.90%
30%→40%	33.20%	90.20%	39.20%	86.70%
40%→50%	78.50%	95.80%	90.80%	96.30%

3.3 The Design of Semantic Slicing

The essence of existing DNNs slicing methods revolves around employing a contribution metric and then taking a neuron selection strategy to determine the range of critical neurons. Compared with these approaches, the key novelty of semantic slicing lies in the semantic-based neuron selection strategy. The aim of semantic slicing is to address the issue of determining the appropriate k value in Equation 3 for various layers and categories. To address this issue, we here recognize that the crux of choosing critical neurons lies in *selecting those neurons whose semantics are adequately representative of the entire layer*.

Problem Definition. Inspired by prior layer similarity evaluation works [31, 36], we formally reformulate the task of selecting top k neurons for each layer and category as follows. For each layer l and category c , identify k neurons such that they fulfill the condition: $\text{sim}_{\text{sem}}(f_{\Omega_k^{l,c}}, f^{l,c}) > \Theta$, where Θ represents a unified threshold applicable across various categories and layers, and $\Omega_k^{l,c}$ is the selected neuron set. Employing the CKA metric as in Equation 2, we calculate a similarity metric in the range of $[0, 1]$ as follows:

$$\min|\Omega^{l,c}| \quad \text{subject to} \quad \frac{M^{\Omega^{l,c}} \cdot M^{l,c}}{\|M^{\Omega^{l,c}}\| \cdot \|M^{l,c}\|} > \Theta, \quad (4)$$

where $\Omega^{l,c}$ is a neurons subset of layer l selected on category c , and $M^{l,c}$ is the embedding landscape calculated on category c according to Equation 1. Given the neuron contribution set $C^{l,c} = \{C_{n_0}^{l,c}, C_{n_1}^{l,c}, \dots, C_{n_{|N^l|-1}}^{l,c}\}$, we can further reformulate the given problem into a variant of the *Prefix Sum Problem*². Specifically, the objective is to identify a particular value of k such that $\text{sim}_{\text{sem}}(f_{\Omega_k^{l,c}}, f^{l,c}) > \Theta$ given the layer-wise contribution value set $C^{l,c}$.

Algorithm Implementation. To address the aforementioned issue, we adopt a *Linear Scan* strategy as described by Algorithm 1. Specifically, this approach starts with the neurons possessing the top i highest contribution scores in the array $C^{l,c}$. We initially set $\Omega^{l,c}$ to encompass these top i neurons and proceed to calculate the similarity score. For each neuron contribution score within $C^{l,c}$, the strategy involves sequentially selecting the top i neurons with the highest contribution scores from the neurons not in Ω^l (i.e., $N^l \setminus \Omega^{l,c}$). This process is continued until the condition $\text{sim}_{\text{sem}}(f_{\Omega_k^{l,c}}, f^{l,c}) > \Theta$ is met.

To reduce the computational burden involved in incrementally adding neurons to the subset and computing their semantic similarity with all neurons in the layer, we can increase the value of i .

Categorical Critical Neurons Aggregation. After determining the critical neurons for each category, they can be combined on a category basis to establish the critical neuron set for the entire model, as shown in Figure 1. For an entire dataset D containing m categories, this can be expressed

²The Prefix Sum problem, in its simplest form, involves computing an array of cumulative sums (prefix sums) of a given sequence of numbers.

Algorithm 1: Linear Scan Algorithm.

Data: All neurons N^l of layer l , the neuron contribution set $C^{l,c}$, the semantic similarity threshold Θ , the selection interval i .

Result: The critical neuron set for category c : $\Omega^{l,c}$.

```

1  $\Omega^{l,c} \leftarrow \emptyset$ 
2 while  $\text{sim}_{\text{sem}}(f^{\Omega^{l,c}}, f^{l,c}) < \Theta$  do
3    $\Omega^{l,c} \leftarrow \Omega^{l,c} \cup \text{top}_i(N^l \setminus \Omega^{l,c}, C^{l,c})$ 

```

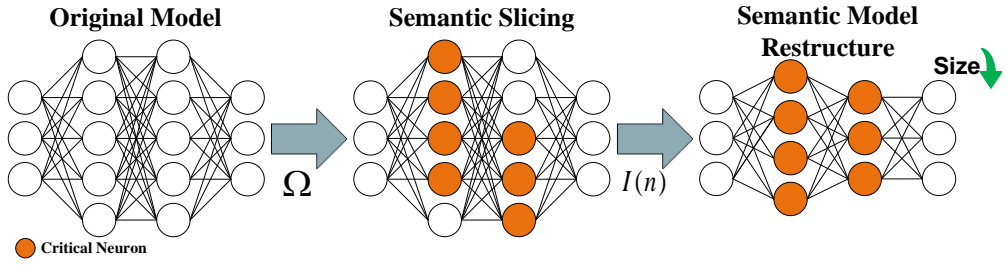


Fig. 2. Model Restructure based on semantic slicing. We only retain the critical neurons for model restructure.

as: $\Omega^{l,D} = \Omega^{l,D_{c_0}} \cup \Omega^{l,D_{c_1}} \cup \dots \cup \Omega^{l,D_{c_{m-1}}}$. We can further depict the neuron contribution of the model f as $\Omega = \{\Omega^{l_0,D}, \Omega^{l_1,D}, \dots, \Omega^{l_{L-1},D}\}$. Given the neuron contribution metrics C , the selection threshold Θ directly determines Ω , simplifying the process by eliminating the need to consider varying optimal neuron proportions across categories and layers.

4 semantic-aware Model Maintenance

4.1 Model Restructure

Identifying critical neurons enables the removal of non-critical ones, keeping only essential neurons in each layer. This reduces the model's size by eliminating 'redundant' elements while preserving prediction accuracy, as shown in Figure 2. This process uses an indicator function $I(n)$ for each neuron n to decide whether to retain it based on its contribution. The model restructure strategy can be expressed as:

$$I(n) = \begin{cases} 1 & \text{if } n \in \Omega, \\ 0 & \text{otherwise.} \end{cases}$$

Then each neuron n' in the restructured model f' could be expressed as $n' = n \cdot I(n)$. Note that the threshold value Θ can be dynamically adjusted to balance model performance and size during restructuring. By adjusting Θ , this method allows for a restructured model that varies in accuracy and size to suit diverse needs. Such restructuring will lead to an effective decrease in the storage space. Moreover, some weight-level unstructured pruning techniques, such as [10, 11, 22, 29], can be combined with our method. By leveraging model restructure, these pruning methods can focus on redundant weights within critical neurons, thus accelerating the pruning process and further reducing the model size.

4.2 Model Re-adaption

Model re-adaptation improves adaptability and robustness by focusing on training parameters related to critical neurons. Previous research [23, 44, 45] has shown that in cases of poor performance, such as adversarial examples, adversarial noise is amplified and propagated through critical neurons. Therefore, the fundamental cause is the abnormal behavior of critical neurons leading to errors,

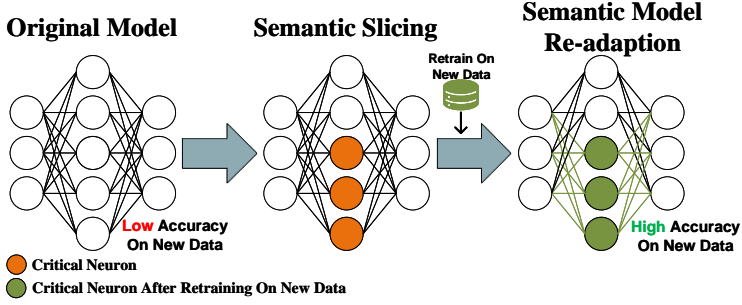


Fig. 3. Model Re-adaption based on semantic slicing. We train only the critical neurons for model re-adaptation.

while other neurons are less affected. Retraining these critical neurons' parameters can thus more efficiently repair and enhance the model in terms of cases with poor performance. The complete model re-adaption workflow is shown in Figure 3. Using adversarial samples as an example, the retraining strategy adopts the following loss function:

$$\mathcal{L} = \mathcal{L}_c(x, y; \theta) + \mathcal{L}_c(adv_x, y; \theta),$$

where \mathcal{L}_c denotes the cross entropy, adv_x is the adversarial counterpart of the sample x , and the notation θ represents the parameters in model f . The parameters update strategy in the retraining is:

$$\theta'_\Omega = \theta_\Omega - \eta \cdot \nabla_{\theta_\Omega} \mathcal{L},$$

where η is the learning rate. Note that in this strategy, the parameters that fall outside the critical neurons set Ω remain unchanged and are not updated.

4.3 Model Incremental Development

The model incremental development refers to the DNN model to learn from new data over time without forgetting previously learned information. This is crucial for creating DNN models that can adapt and evolve in dynamic environments. Taking an image classification designed to recognize different types of animals as an example, we initially only have data to train a DNN to classify images into three categories: Dogs, Cats, and Birds (old task). After the initial training, we collect more data and want the DNN to learn to recognize two new categories Fish and Horses (new task). It is a significant challenge for DNN models. ❶ In practical applications, the training data for the old task might be discarded to save storage space and we only have access to the data of the new task. When training only with the data of the new task, the incremental development of DNNs is prone to 'catastrophic forgetting', where learning new tasks can lead to the loss of old tasks. ❷ Even with the training data of the old task, the training process is less resource-efficient because the DNN models have to be retrained with the entire dataset (new and old data).

This issue is particularly prominent in real-world scenarios, such as in IoT devices [26], where incremental development is essential. Due to space constraints, these devices might initially be trained on a limited set of data categories. However, as new data becomes available, it is often impractical to retrain the entire model from scratch or to delete previously learned categories.

Our strategy achieves model incremental development by freezing critical neurons' weights during new task learning, preserving performance on original tasks while allowing new skills acquisition by training the model's 'redundant' components. Specifically, for a model that has already been trained for task A , our initial step involves identifying the critical neurons associated with task A . Subsequently, when training for a new task, task B , we fix the parameters related to these critical neurons as shown in Figure 4. This approach allows the model to learn B by focusing

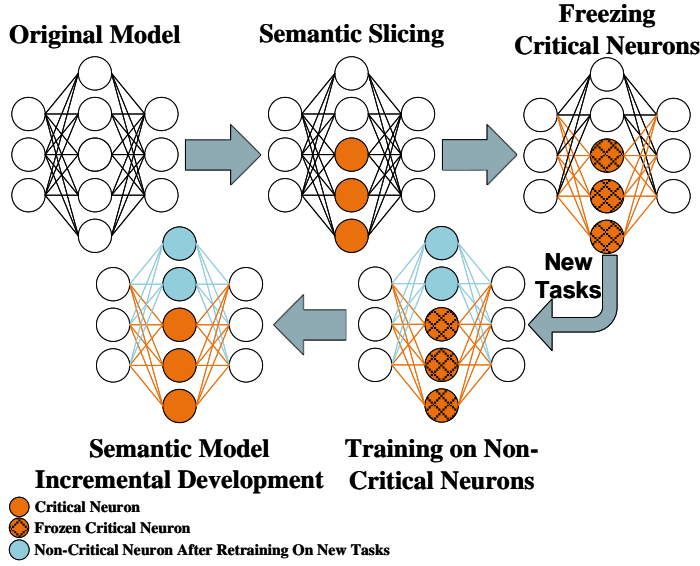


Fig. 4. Model Incremental Development based on semantic slicing. We train only the non-critical neurons for model incremental development.

on training the non-critical neurons. Since the critical neurons and their parameter settings preserve the critical information of task A, we maintain the predictive accuracy for task A by retaining the critical neurons.

The model incremental development strategy follows the following loss:

$$\mathcal{L} = \mathcal{L}_c(x_B, y_B; \theta),$$

where \mathcal{L}_c denotes the cross entropy and (x_B, y_B) represents data pairs from task B. The parameters update strategy is:

$$\theta'_{N \setminus \Omega} = \theta_{N \setminus \Omega} - \eta \cdot \nabla_{\theta_{N \setminus \Omega}} \mathcal{L},$$

where η is the learning rate, N represents all neurons in model f , and $N \setminus \Omega$ represents the neurons outside the critical neurons set Ω . In the inference process, we will exclusively utilize the frozen parameters associated with task A for inference on task A, and employ the remaining parameters for task B.

5 Evaluation

In this section, we evaluate the performance of NeuSemSlice. We first outline the experimental setup and then, we introduce our evaluation aiming to answer the following research questions:

- **RQ1:** How does semantic slicing outperform other DNN slicing methods?
- **RQ2:** Is NeuSemSlice effective for model restructuring?
- **RQ3:** Is NeuSemSlice effective for model re-adaption?
- **RQ4:** Is NeuSemSlice effective for model incremental development?

5.1 Evaluation Setup

To ensure the comprehensiveness and depth of the experiments, we select four datasets widely utilized in the deep neural network domain, along with five network models for experimental evaluation. ① **MNIST** [21] and **Fashion-MNIST** [43]. For training, we use a Multilayer Perceptron (MLP) model with two hidden layers, containing 512 and 256 neurons respectively. ② **CIFAR-10** [19]. Three deep neural network models—AlexNet [20], VGG-16 [38], and ResNet-101 [13]—are

utilized for training. **ImageNet** [8]. Following the setup in [44], only data from the top 10 categories are selected for experiments, with the VGG-19 model employed.

Based on the datasets and models mentioned, six experimental settings are constructed: MLP-MNIST, MLP-FMNIST, AlexNet-CIFAR10, VGG16-CIFAR10, ResNet101-CIFAR10, and VGG19-ImageNet. These experiments include a variety of configurations, ranging from small to large models and datasets. In each experimental setting, we train at least five different models to repeat the experiments to reduce randomness and ensure robustness. The results are presented as mean values to enhance the experiment reliability and precision.

All these experiments are conducted on the Intel Xeon Silver 4214 Processor with 2 Tesla V100 GPUs with 32GB memory. We have implemented our tool based on Pytorch [33]. The source code, related information of datasets and models, and complete experimental results are released at [30].

5.2 RQ1: The performance of semantic slicing

In RQ1, we aim to evaluate and compare various slicing methods. Specifically, we follow [23, 44] to mask the redundant components of the DNN model (*i.e.*, zeroing non-critical neurons) and then compare the model accuracy with only the critical neurons retained. Greater accuracy suggests the slicing method could better identify critical neurons with precision.

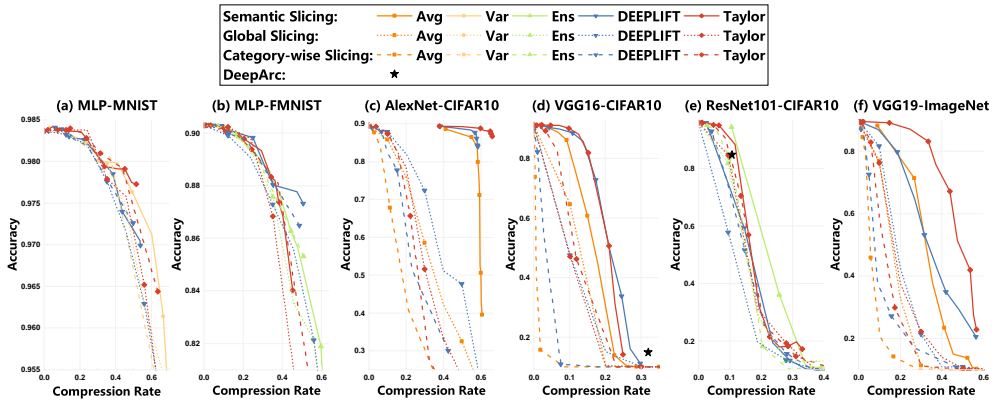


Fig. 5. Comparison results of performance across different slicing methods are presented. Here, we only present the results for the top 3 contribution metrics for better observation. Each dot in the figure represents the model performance (*i.e.*, compression rate and accuracy) after masking the redundant components of neurons identified by a slicing method, with DeepArc represented by a ★. The lines representing semantic slicing are plotted by varying Θ values from 0.9 to 0.99. For global and category-wise slicing, the top 10%, 20%, up to 100% of neurons per layer or category are selected for slicing respectively. The results for DeepArc are obtained by removing redundant layers with semantic similarity greater than 0.99. Ideally, dots (lines) located at the upper right are favored for their higher compression rates and better accuracy performance, which also suggest that the corresponding slicing methods better identify critical neurons in the model.

Detailed Configurations. In RQ1, we compare the following three slicing methods: global slicing, category-wise slicing, and semantic slicing. To assess neuron contribution and select critical neurons, we utilize five neuron contribution metrics: Avg, Var, Ens, DeepLIFT, and Taylor. As outlined in Section 3.1, global slicing and category-wise slicing choose top 10%, 20%, ... up to 100% of neurons in each layer or category for slicing respectively. Additionally, we also introduce DeepArc for comparative analysis. Following the settings used in [36], we set the threshold at 0.99 to identify redundant layers in the model. Subsequently, we remove these redundant layers and compare the model accuracy when only critical semantic layers are retained.

Semantic slicing identifies critical neurons for each category using a set of thresholds $\Theta = 0.9, 0.91, 0.92, 0.93, 0.94, 0.95, 0.96, 0.97, 0.98, 0.99$, following the similar settings used by [36]. Then it merges them into semantic slices, as described in Section 3.3. For RQ1, the compression rate is defined as the percentage reduction of parameters in the model, while model accuracy denotes the predictive accuracy of the model slices on the test dataset. We conducted comparisons of slicing precision across the previously mentioned six experimental settings.

Comparison with Global Slicing and Category-wise Slicing. Figure 5 compares the slicing precision differences among semantic slicing, global slicing, and category-wise slicing (The complete experimental results can be found in [30]). For complex models like AlexNet and VGG16, global slicing and category-wise slicing can only maintain certain model performance at very low compression rates, with accuracy significantly declining as the compression rate increases. Semantic slicing demonstrates significant improvement over the other two techniques across all five neuron contribution metrics. For example, in the AlexNet-CIFAR10 case (Figure 5(c)), semantic slicing uses the neuron contribution metric Taylor to maintain model performance, with only a 0.38% loss in accuracy at a 50% compression rate. Conversely, the other two techniques experience significant accuracy losses of around 70% at the same compression rate. Similarly, on VGG16 using the DeepLIFT metric (Figure 5(d)), semantic slicing at around a 10% compression rate reduces accuracy loss by 41.18% and 77.77% compared to global slicing and category-wise slicing.

On larger models like ResNet101 and VGG19 (Figure 5(e) and (f)), global slicing and category-wise slicing are also less effective. Even for datasets like MNIST and Fashion-MNIST (Figure 5(a) and (b)), which require fewer neurons for high accuracy, semantic slicing still slightly outperforms them, maintaining higher model accuracy across all evaluated neuron contribution metrics at the same levels of compression rate.

These results adequately confirm that inadequate account for the uneven distribution of critical neurons across different categories and network layers would lead to poor slicing performance. This highlights the advantage of the proposed technique, which can dynamically identify critical features and components of the model based on semantic similarity.

The Effects of DeepArc. For DeepArc, we identify redundant layers in six settings based on layer similarity, as shown in Figure 5. Firstly, for the MLP, the model only has two hidden layers. When any layer is removed, we follow the model restructuring detailed in DeepArc and introduce a “sewing layer” to align the input and output of the layers. However, this results in no change in the size of the model, indicating that DeepArc cannot effectively identify redundancies in such models. In the other four configurations, DeepArc only identified redundant layers with a similarity greater than 0.99 in VGG16 and ResNet101.

For AlexNet, the maximum layer similarity is 0.95. If the threshold is lowered to 0.95 and the corresponding redundant layer in the module is removed, a fully connected layer containing 87.97% of the model’s parameters is eliminated, reducing the model accuracy to 10.94%. The results for VGG19 are similar, with the highest layer similarity being only 0.97. For VGG16, removing redundant layers within the module leads to a model compression rate of 32.06% but an accuracy of only 14.84%. For ResNet101, after removing 10.68% of redundant layers, the accuracy remains at 84.77%. However, its precision in identifying critical model components is still not as high as that of NeuSemSlice. These results suggest that DeepArc is relatively effective only in large models with small datasets, due to the difficulty in sharing semantics in smaller models or models with lower redundancy.

Comparing different Neuron Contribution Metrics. Our NeuSemSlice framework is orthogonal to the neuron contribution metrics, meaning it can be integrated seamlessly with a range of contribution metrics. Through our framework, we can fairly compare different neuron contribution metrics. We can observe that in relatively simple models like MLP, the performance of these metrics

Table 4. Results of Model Restructuring.

Compression Algorithm	MLP-MNIST			MLP-FMNIST			AlexNet-CIFAR10			VGG16-CIFAR10			ResNet101-CIFAR10			VGG19-ImageNet		
	CR ↑	NI ↓	MA ↑	CR ↑	NI ↓	MA ↑	CR ↑	NI ↓	MA ↑	CR ↑	NI ↓	MA ↑	CR ↑	NI ↓	MA ↑	CR ↑	NI ↓	MA ↑
LAMP	52.17%	7	98.26%	36.97%	9	90.01%	30.17%	7	89.49%	18.55%	4	91.28%	45.96%	12	90.77%	30.17%	7	89.54%
NeuSemSlice+LAMP	53.05%	5	98.32%	39.70%	8	90.21%	34.88%	6	89.52%	20.36%	4	91.29%	46.46%	10	92.11%	37.25%	6	89.19%
Glob	40.95%	5	98.31%	33.66%	8	90.09%	60.28%	18	89.44%	22.62%	5	91.25%	53.67%	15	72.21%	22.62%	5	89.42%
NeuSemSlice+Glob	42.04%	3	98.37%	36.52%	7	90.18%	62.96%	17	89.44%	24.34%	5	91.28%	54.10%	13	73.96%	26.93%	3	89.12%
Unif	40.95%	5	98.34%	40.13%	10	89.81%	55.99%	16	88.59%	14.26%	3	91.24%	51.23%	14	83.95%	55.99%	16	85.85%
NeuSemSlice+Unif	42.04%	3	98.36%	42.71%	9	89.95%	58.96%	15	88.68%	16.17%	3	91.31%	51.68%	12	84.03%	56.25%	13	87.50%
ERK	34.39%	4	98.30%	30.17%	7	90.08%	55.99%	16	89.37%	26.49%	6	91.19%	14.26%	3	95.66%	26.49%	6	89.58%
NeuSemSlice+ERK	42.04%	3	98.33%	33.18%	6	90.24%	58.96%	15	89.41%	28.13%	6	91.28%	23.34%	3	93.97%	34.06%	5	89.19%

is close. They all effectively assess neuron contributions, enabling the precise selection of critical neurons. For example, in the case of MLP-MNIST, even at a compression rate of 70%, the model's accuracy only drops by approximately 4%. In contrast, for more complex models such as AlexNet and VGG16, DeepLIFT and Taylor metrics perform better. For AlexNet, the Taylor metric achieves a mere 3% accuracy drop at a compression rate of 66.05%; for VGG16, both DeepLIFT and Taylor metrics maintain the model's accuracy within a 2% decrease at a compression rate of approximately 10%. For larger models like ResNet101 and VGG19, the performance of the metrics is similarly close in ResNet101, with Ens achieving only a 1.54% drop in accuracy at a 10.56% compression rate, while in VGG19, Taylor significantly outperforms other metrics, maintaining a 2.54% accuracy drop at a 24.67% compression rate.

The Var metric exhibits lower accuracy after model compression, which is especially evident in AlexNet and VGG16. We also calculate the time required to compute various metrics: Avg, Var, Ens, DeepLIFT, and Taylor, which take 5.4s, 5.5s, 5.6s, 30.9s, and 6.2s respectively on the MNIST dataset. In comparison to other methods, DeepLIFT exhibits significantly higher time consumption. *Overall, the DeepLIFT and Taylor metrics outperform the other three metrics, while DeepLIFT is less efficient.*

Answer to RQ1: Compared to global slicing and category-wise slicing, semantic slicing better identifies critical neurons with precision. At 50% compression rate, semantic slicing increases model performance from 23.24% and 11.55% to 89.20% compared to two other techniques respectively (see AlexNet-CIFAR10, neuron contribution metric Taylor, Figure 5(c)).

5.3 RQ2: Model Restructuring

Detailed Configuration. To systematically assess NeuSemSlice for the model restructuring task, we adopt the same experimental setup detailed in [36], and validate by comparing the compression efficiency and effects on the model before and after applying NeuSemSlice. Specifically, after removing the non-critical neurons of the model, we expect the compression technology to directly focus on the redundant parts within the critical neurons, improving the iteration efficiency³. Based on this, we apply four of the most advanced model compression techniques currently available—LAMP [22], Global [29], Uniform+ [11], and ERK [10]—for optimal compression results.

In our experiments, we take the following metrics to evaluate the performance of model compression. The Compression Rate (CR) indicates the reduction in parameter size, the Number of Iterations (NI) reflects the efficiency of the compression process, and Model Accuracy (MA) measures the predictive performance on the test dataset.

Results and Findings. Table 4 presents the experimental results of NeuSemSlice in model restructuring. Across all experimental settings, the application of NeuSemSlice in model restructuring

³It is important to note that in this experiment and the subsequent RQ3 and RQ4, our method is based on the optimal configuration identified in RQ1. The term “our method combined with DeepArc” refers to retraining the critical neurons identified by our method in the critical modules recognized by DeepArc (targeting adversarial samples).

Table 5. Results of Model Readaptation.

	Method	MLP-MNIST			MLP-FMNIST			AlexNet-CIFAR10			VGG16-CIFAR10			ResNet101-CIFAR10			VGG19-ImageNet		
		TPR	RA	RAA	TPR	RA	RAA	TPR	RA	RAA	TPR	RA	RAA	TPR	RA	RAA	TPR	RA	RAA
FGSM	Fully Training	100.00%	100.00%	14.20%	100.00%	98.25%	10.10%	100.00%	98.40%	43.90%	100.00%	97.83%	13.10%	100.00%	100.00%	49.50%	100.00%	98.54%	48.59%
	DeepArc	75.01%	100.00%	13.40%	75.01%	97.18%	11.20%	99.18%	99.43%	50.40%	67.60%	98.80%	13.70%	56.26%	100.00%	53.60%	95.82%	98.44%	42.66%
	NeuSemSlice	26.74%	100.00%	18.10%	49.26%	97.72%	11.40%	33.95%	99.55%	46.10%	87.41%	99.60%	15.70%	86.35%	100.00%	54.20%	85.22%	98.78%	47.66%
	NeuSemSlice+DeepArc	24.17%	100.00%	21.20%	40.29%	98.00%	11.50%	33.21%	100.00%	52.70%	60.39%	99.88%	37.30%	47.30%	100.00%	54.60%	81.12%	98.85%	44.22%
PGD	Fully Training	100.00%	100.00%	14.00%	100.00%	97.90%	6.00%	100.00%	97.68%	1.30%	100.00%	95.80%	2.90%	100.00%	99.00%	0.90%	100.00%	99.38%	22.81%
	DeepArc	75.01%	100.00%	12.00%	75.01%	97.37%	7.20%	99.18%	99.95%	0.10%	67.60%	99.53%	0.00%	56.26%	95.30%	4.20%	95.82%	99.11%	20.78%
	NeuSemSlice	26.74%	100.00%	12.90%	49.26%	97.90%	5.80%	33.95%	99.30%	1.40%	87.41%	99.75%	0.00%	86.35%	99.40%	1.40%	85.22%	99.18%	20.16%
	NeuSemSlice+DeepArc	24.17%	100.00%	12.60%	40.29%	97.92%	8.10%	33.21%	98.98%	0.30%	60.39%	99.83%	0.00%	47.30%	98.93%	4.40%	81.12%	99.41%	24.06%

allows models to achieve higher compression ratios with fewer iterations, indicating that NeuSemSlice can improve both compression efficiency and effectiveness. Apart from the VGG19-ImageNet configuration, NeuSemSlice not only enhances compression efficiency and rates but also slightly improves model accuracy. Specifically, in six experimental settings, the average number of iterations required for model compression decreases from 8.67 to 7.50, enhancing efficiency by 13.46%, and the model compression ratio increases from 37.26% to 40.26%. These results demonstrate that the application of NeuSemSlice in model restructuring boosts the performance of model compression and enhances the performance of compressed models.

Answer to RQ2: For model restructuring, NeuSemSlice not only elevates the efficiency of compression technology—an average increase of 13.46%—but also achieves approximately a 3% enhancement in the compression rate and a slight increase in accuracy.

5.4 RQ3: Model Re-adaptation

Detailed Configuration. To answer RQ3, we conduct an experiment using two prevalently-employed adversarial sample generation techniques, Fast Gradient Sign Method (FGSM) [12] and Projected Gradient Descent (PGD) [27]. We generate 1,000 adversarial samples, with FGSM reducing the model’s average accuracy to 18.53%, and PGD to 3.8%. We aim to compare the Training Parameter Ratio (TPR) and the Retrained Accuracy (RA) of existing approaches and our proposed method. Specifically, the experiment settings include fully training (i.e., comparison baseline), DeepArc, NeuSemSlice, and a combination of NeuSemSlice with DeepArc under identical training epochs. Additionally, this RQ further assesses the resilience of each method against similar adversarial attacks. We generate another 1,000 adversarial samples after the model re-adaption, and obtain the model accuracy against the samples (i.e., shown as Re-Attack Accuracy, RAA).

Results and Findings. Table 5 presents our experimental results in the four settings. Compared to the traditional method of fully training) and DeepArc, our method demonstrates a significant reduction in the required model parameters for training, averaging only 61.49%. This represents an average decrease of 38.51% in training parameters compared to the fully training strategy and an average reduction of 16.66% reduction relative to DeepArc. Moreover, our method surpasses fully training by an average of 0.67% and DeepArc by an average of 0.50% in Retrained Accuracy, demonstrating advantage in both training cost-efficiency and effectiveness. Among the four methods, our method combined with DeepArc achieves a 0.73% increase in Retrained Accuracy compared to traditional training methods, with the lowest training cost (averaging only 47.75% of the parameters trained).

Our method combined with DeepArc also shows the best performance in terms of re-attack performance, achieving up to a 17.8% improvement in RAA. The results further demonstrate the superior performance of our method in model re-adaptation scenarios. However, we observe that all of the methods experience notable performance loss against re-attack, alerting us to design better methods against adversarial attacks in the future, to be discussed in Section 5.6. Finally, NeuSemSlice is comparable to DeepArc in efficiency, requiring only 93.53% of the time needed for

Table 6. Results of Model Incremental Development.

Method	MLP-MNIST			MLP-FMNIST			AlexNet-CIFAR10			VGG16-CIFAR10			ResNet101-CIFAR10			VGG19-ImageNet		
	TaskA ↑	TaskB ↑	Avg ↑	TaskA ↑	TaskB ↑	Avg ↑	TaskA ↑	TaskB ↑	Avg ↑	TaskA ↑	TaskB ↑	Avg ↑	TaskA ↑	TaskB ↑	Avg ↑	TaskA ↑	TaskB ↑	Avg ↑
Original	98.92	0.00	49.46	97.44	0.00	48.72	89.14	0.00	44.57	92.52	0.00	46.26	96.90	0.00	48.45	92.15	0.00	46.08
Retrain	0.00	98.50	49.25	2.78	83.28	43.03	0.00	89.40	44.70	0.00	90.80	45.40	0.00	85.86	42.93	5.37	88.92	47.15
Replay 5%	87.54	98.32	92.93	83.96	83.14	83.55	46.32	88.94	67.63	54.42	90.76	72.59	26.54	85.00	55.77	85.62	87.77	86.69
Replay 10%	91.86	98.13	95.00	87.90	83.20	85.55	59.70	88.16	73.93	62.80	90.12	76.46	39.40	84.68	62.04	87.23	88.38	87.81
Replay 100%	97.20	97.48	97.34	94.44	81.78	88.11	82.96	85.66	84.31	86.98	88.30	87.64	84.12	90.18	87.15	90.46	89.38	89.92
DeepArc	/	/	/	/	/	/	0.00	84.84	42.42	20.44	0.00	10.22	46.68	0.00	23.34	0.00	84.92	42.46
NeuSemSlice	98.89	97.20	98.04	92.12	82.08	87.10	84.65	87.60	86.13	85.77	86.98	86.37	97.12	82.52	89.82	91.77	90.54	91.15
NeuSemSlice+Replay 10%	98.94	97.17	98.05	96.96	81.90	89.43	87.22	86.66	86.94	91.38	86.02	88.70	98.52	81.46	89.99	92.54	90.38	91.46

full training on average. When NeuSemSlice is combined with DeepArc, it requires only 89.80% of the full training time. The detailed data is available at [30].

Answer to RQ3: Our approach reduces the cost of model re-adaptation by maintaining critical neurons, requiring only an average of 61.49% of the parameters. Our method also exhibits slight advantages in terms of efficiency and model accuracy over baselines.

5.5 RQ4: Model Incremental Development

Detailed Configuration. To answer RQ4, we split the datasets MNIST, FMNIST, CIFAR10, and ImageNet into two subtasks, each with five categories, labeled as task *A* and task *B*. For instance, in the CIFAR10 dataset, which contains ten distinct image categories, task *A* consists of the first five categories, while task *B* consists of the remaining five categories.

To simulate the process of incremental model development, we start by training models exclusively on task *A* in six different experimental setups following the division. Then, we proceed to train these models on task *B* while aiming to preserve their performance on task *A*. The evaluation focuses on the accuracy for both task *A* and task *B*. Here, the accuracy on task *A* evaluates how well the models retain knowledge of the original task without forgetting, while the accuracy on task *B* gauges the models' ability to learn new tasks.

We would like to note that *this setup aims to simulate the actual scenario of model incremental development, where we typically have limited access to the training data of task A*. Therefore, we introduce 'replay' as a baseline for comparison, which refers to relaxing the restrictions on accessing the data of task *A* while learning task *B*. This is done by revisiting some of the task *A* data to aid the model in remembering and maintaining its performance on the old task. In particular, we aim to compare the following seven methods: naive retraining (*i.e.*, directly training with the data of task *B*), Replay 5% (*i.e.*, the training data includes 5% of task *A* data with all data of task *B*), Replay 10%, Replay 100%, DeepArc (*i.e.*, training task *B* only on the redundant layers of the model), NeuSemSlice, and NeuSemSlice combined with Replay.

Results and Findings. The results, as shown in Table 6, initially reveal that direct retraining causes catastrophic forgetting in every setting, with the model completely forgetting knowledge related to task *A* in four settings. Replay methods outperform direct retraining, with 5% data replay resulting in an average 30.45% decrease in predictive accuracy for task *A*, 10% data replay leading to a 23.03% average decrease, and 100% data replay causing a 5.15% average decrease.

Our method significantly outperforms the 5% and 10% data replay and even surpasses the 100% data replay in four experimental settings. The average precision loss for task *A* is only 2.79%, with an average accuracy advantage of 0.69% over the 100% data replay. When combined with 10% data replay, our method consistently achieves the best results in all experimental settings, with an average precision loss for task *A* of only 0.25% and an average accuracy of 90.76%.

These results thoroughly demonstrate that our method effectively mitigates the issue of catastrophic forgetting in task *A*. Even with a fixed portion of the model's parameters, our method incurs only around a 1.64% loss in accuracy on task *B* compared to direct retraining. Notably, in

terms of storage efficiency, replay methods require storing some training data from task *A*, typically needing several to tens of megabytes of storage space under our experimental settings. In contrast, our method only needs to retain index information of critical neurons in the model, significantly reducing storage requirements to just a few kilobytes, which is particularly crucial for applications with limited storage resources. Moreover, in terms of efficiency, our method is slightly superior to the 5% and 10% data replay and is twice as efficient as the 100% data replay, with more details provided in [30]. Overall, considering the combined performance on tasks *A* and *B*, our method demonstrates significant effectiveness in the model incremental development task.

Regarding DeepArc, we find that training on the identified redundant layers of the model does not effectively alleviate catastrophic forgetting. It maintains only partial capability to complete task *A* on VGG16 and ResNet101, and DeepArc leads to a substantial reduction in the model's ability to learn new tasks. A possible explanation is that training only the model's redundant layers is insufficient for learning new tasks.

Answer to RQ4: Our method reduces the average accuracy loss for the original task to 2.79% and achieves 89.77% average accuracy in the incremental model development task. Combined with replay, it consistently excels across all settings, reducing the average accuracy loss for the original task to 0.25% and increasing average accuracy to 90.76%, effectively countering catastrophic forgetting.

5.6 Threats to Validity

5.6.1 External Threats. The threat to external validity arises from the particular settings we have chosen for our study, which means raising the generalizability concern of our proposed approach. To mitigate these threats, we have selected diverse evaluation settings. In more detail, we select four widely utilized datasets—MNIST, Fashion-MNIST, CIFAR10, and ImageNet, and employ five classical DNN architectures—MLP, AlexNet, VGG16, ResNet101, and VGG19. The experiments are conducted under six settings. This selection is intended to enhance the generalizability of our findings across common scenarios within the domain.

5.6.2 Internal Threats. Internal validity threats stem from the tools utilized in our research, which include captum [16] and cleverhans [32]. Additionally, there is a potential threat concerning the accurate reproduction of the contribution assessment metrics and the model modularization framework DeepArc in PyTorch [34]. The use of various deep learning frameworks, such as TensorFlow [1], may impact the results. Additionally, the inherent randomness in model training poses a potential threat to the internal validity. We addressed this issue by repeating key experiments more than five times and reporting the mean values. Finally, as mentioned in Section 5.4, the resilience of the model's re-adaptation to adversarial attacks requires enhancement. This issue, though orthogonal to the main focus of this paper, highlights the need for future work to tackle and reduce its impact.

6 Conclusion

This paper introduces NeuSemSlice, an innovative framework that integrates semantic slicing with semantic-aware model maintenance for deep neural networks. Semantic slicing identifies critical neurons at a granular level, categorizing and merging them across layers based on semantic similarities. This approach markedly enhances the effectiveness of these neurons in model maintenance tasks, surpassing global slicing and category-wise slicing. NeuSemSlice further innovates in semantic-aware model maintenance by offering strategies for model restructuring that preserve critical neurons, efficient model readaptation through tuning only these neurons, and incremental

model development that maintains critical neurons while training non-critical ones. The effectiveness of NeuSemSlice is demonstrated through comprehensive evaluations, showing its superiority over baselines in all three aspects of model maintenance.

References

- [1] Martín Abadi, Ashish Agarwal, Paul Barham, Eugene Brevdo, Zhifeng Chen, Craig Citro, Greg S. Corrado, Andy Davis, Jeffrey Dean, Matthieu Devin, Sanjay Ghemawat, Ian Goodfellow, Andrew Harp, Geoffrey Irving, Michael Isard, Yangqing Jia, Rafal Jozefowicz, Lukasz Kaiser, Manjunath Kudlur, Josh Levenberg, Dandelion Mané, Rajat Monga, Sherry Moore, Derek Murray, Chris Olah, Mike Schuster, Jonathon Shlens, Benoit Steiner, Ilya Sutskever, Kunal Talwar, Paul Tucker, Vincent Vanhoucke, Vijay Vasudevan, Fernanda Viégas, Oriol Vinyals, Pete Warden, Martin Wattenberg, Martin Wicke, Yuan Yu, and Xiaoqiang Zheng. 2015. TensorFlow: Large-Scale Machine Learning on Heterogeneous Systems. <https://www.tensorflow.org/> Software available from tensorflow.org.
- [2] AI & ML Model Maintenance. 2023. <https://f8federal.com/ai-ml-model-maintenance>.
- [3] AI Maintenance: A Robustness Perspective. 2023. <https://ar5iv.labs.arxiv.org/html/2301.03052>.
- [4] AI model maintenance: ensuring accuracy, scalability, and reliability. 2023. <https://aiupbeat.com/ai-model-maintenance-ensuring-accuracy-scalability-and-reliability>.
- [5] Mayank Bansal, Alex Krizhevsky, and Abhijit Ogale. 2018. Chauffeurnet: Learning to drive by imitating the best and synthesizing the worst. *arXiv preprint arXiv:1812.03079* (2018).
- [6] Árpád Beszédes, Tamás Gergely, Z Mihalý Szabo, János Csirik, and Tibor Gyimothy. 2001. Dynamic slicing method for maintenance of large C programs. In *Proceedings Fifth European Conference on Software Maintenance and Reengineering*. IEEE, 105–113.
- [7] Yu Cheng, Felix X Yu, Rogerio S Feris, Sanjiv Kumar, Alok Choudhary, and Shi-Fu Chang. 2015. An exploration of parameter redundancy in deep networks with circulant projections. In *Proceedings of the IEEE international conference on computer vision*. 2857–2865.
- [8] Jia Deng, Wei Dong, Richard Socher, Li-Jia Li, Kai Li, and Li Fei-Fei. 2009. Imagenet: A large-scale hierarchical image database. In *2009 IEEE conference on computer vision and pattern recognition*. Ieee, 248–255.
- [9] Mengnan Du, Ninghao Liu, and Xia Hu. 2019. Techniques for interpretable machine learning. *Commun. ACM* 63, 1 (2019), 68–77.
- [10] Utku Evci, Trevor Gale, Jacob Menick, PabloSamuel Castro, and Erich Elsen. 2019. Rigging the Lottery: Making All Tickets Winners. *arXiv: Learning, arXiv: Learning* (Nov 2019).
- [11] Trevor Gale, Erich Elsen, and Sara Hooker. 2019. The State of Sparsity in Deep Neural Networks. *arXiv: Learning, arXiv: Learning* (Feb 2019).
- [12] Ian J Goodfellow, Jonathon Shlens, and Christian Szegedy. 2014. Explaining and harnessing adversarial examples. *arXiv preprint arXiv:1412.6572* (2014).
- [13] Kaiming He, Xiangyu Zhang, Shaoqing Ren, and Jian Sun. 2016. Deep Residual Learning for Image Recognition. In *2016 IEEE Conference on Computer Vision and Pattern Recognition (CVPR)*. <https://doi.org/10.1109/cvpr.2016.90>
- [14] Jonathan Ish-Horowicz, Dana Udwin, Seth Flaxman, Sarah Filippi, and Lorin Crawford. 2019. Interpreting deep neural networks through variable importance. *arXiv preprint arXiv:1901.09839* (2019).
- [15] Siyuan Jiang, Raul Santelices, Mark Grechanik, and Haipeng Cai. 2014. On the accuracy of forward dynamic slicing and its effects on software maintenance. In *2014 IEEE 14th International Working Conference on Source Code Analysis and Manipulation*. IEEE, 145–154.
- [16] Narine Kokhlikyan, Vivek Miglani, Miguel Martin, Edward Wang, Bilal Alsallakh, Jonathan Reynolds, Alexander Melnikov, Natalia Kliushkina, Carlos Araya, Siqi Yan, and Orion Reblitz-Richardson. 2020. Captum: A unified and generic model interpretability library for PyTorch. *arXiv:2009.07896 [cs.LG]*
- [17] Dimitrios Kollias, Athanasios Tagaris, Andreas Stafylopatis, Stefanos Kollias, and Georgios Tagaris. 2018. Deep neural architectures for prediction in healthcare. *Complex & Intelligent Systems* 4 (2018), 119–131.
- [18] Simon Kornblith, Mohammad Norouzi, Honglak Lee, and Geoffrey Hinton. 2019. Similarity of neural network representations revisited. In *International conference on machine learning*. PMLR, 3519–3529.
- [19] Alex Krizhevsky, Geoffrey Hinton, et al. 2009. Learning multiple layers of features from tiny images. (2009).
- [20] Alex Krizhevsky, Ilya Sutskever, and Geoffrey E Hinton. 2012. Imagenet classification with deep convolutional neural networks. *Advances in neural information processing systems* 25 (2012).
- [21] Yann LeCun, Léon Bottou, Yoshua Bengio, and Patrick Haffner. 1998. Gradient-based learning applied to document recognition. *Proc. IEEE* 86, 11 (1998), 2278–2324.
- [22] Jae-Ho Lee, Sejun Park, Sangwoo Mo, SungSoo Ahn, and Jinwoo Shin. 2020. Layer-adaptive sparsity for the Magnitude-based Pruning. *arXiv: Learning, arXiv: Learning* (Oct 2020).

- [23] Tianlin Li, Aishan Liu, Xianglong Liu, Yitao Xu, Chongzhi Zhang, and Xiaofei Xie. 2021. Understanding adversarial robustness via critical attacking route. *Information Sciences* 547 (2021), 568–578.
- [24] Tianlin Li, Xiaofei Xie, Jian Wang, Qing Guo, Aishan Liu, Lei Ma, and Yang Liu. 2023. Faire: Repairing Fairness of Neural Networks via Neuron Condition Synthesis. *ACM Trans. Softw. Eng. Methodol.* (aug 2023). <https://doi.org/10.1145/3617168> Just Accepted.
- [25] Kang Liu, Brendan Dolan-Gavitt, and Siddharth Garg. 2018. Fine-pruning: Defending against backdooring attacks on deep neural networks. In *International symposium on research in attacks, intrusions, and defenses*. Springer, 273–294.
- [26] Yongxin Liu, Jian Wang, Jianqiang Li, Shuteng Niu, and Houbing Song. 2021. Class-Incremental Learning for Wireless Device Identification in IoT. *IEEE Internet of Things Journal* 8, 23 (2021), 17227–17235. <https://doi.org/10.1109/IJOT.2021.3078407>
- [27] Aleksander Madry, Aleksandar Makelov, Ludwig Schmidt, Dimitris Tsipras, and Adrian Vladu. 2017. Towards deep learning models resistant to adversarial attacks. *arXiv preprint arXiv:1706.06083* (2017).
- [28] Pavlo Molchanov, Arun Mallya, Stephen Tyree, Iuri Frosio, and Jan Kautz. 2019. Importance Estimation for Neural Network Pruning. In *2019 IEEE/CVF Conference on Computer Vision and Pattern Recognition (CVPR)*. 11256–11264. <https://doi.org/10.1109/CVPR.2019.01152>
- [29] AriS. Morcos, Haonan Yu, M. Paganini, and Yuandong Tian. 2019. One ticket to win them all: generalizing lottery ticket initializations across datasets and optimizers. *arXiv: Machine Learning, arXiv: Machine Learning* (Jun 2019).
- [30] NeuSemSlice. 2024. NeuSemSlice: Towards Effective DNN Model Maintenance via Neuron-level Semantic Slicing. <https://sites.google.com/view/neusemslice> Accessed: 2024-03-21.
- [31] Thao Nguyen, Maithra Raghu, and Simon Kornblith. 2020. Do wide and deep networks learn the same things? uncovering how neural network representations vary with width and depth. *arXiv preprint arXiv:2010.15327* (2020).
- [32] Nicolas Papernot, Fartash Faghri, Nicholas Carlini, Ian Goodfellow, Reuben Feinman, Alexey Kurakin, Cihang Xie, Yash Sharma, Tom Brown, Aurko Roy, Alexander Matyasko, Vahid Behzadan, Karen Hambardzumyan, Zhishuai Zhang, Yi-Lin Juang, Zhi Li, Ryan Sheatsley, Abhibhav Garg, Jonathan Uesato, Willi Gierke, Yinpeng Dong, David Berthelot, Paul Hendricks, Jonas Rauber, and Rujun Long. 2018. Technical Report on the CleverHans v2.1.0 Adversarial Examples Library. *arXiv preprint arXiv:1610.00768* (2018).
- [33] Adam Paszke, Sam Gross, Francisco Massa, Adam Lerer, James Bradbury, Gregory Chanan, Trevor Killeen, Zeming Lin, Natalia Gimelshein, Luca Antiga, Alban Desmaison, Andreas Kopf, Edward Yang, Zachary DeVito, Martin Raison, Alykhan Tejani, Sasank Chilamkurthy, Benoit Steiner, Lu Fang, Junjie Bai, and Soumith Chintala. 2019. PyTorch: An Imperative Style, High-Performance Deep Learning Library. In *Advances in Neural Information Processing Systems* 32. Curran Associates, Inc., 8024–8035. <http://papers.neurips.cc/paper/9015-pytorch-an-imperative-style-high-performance-deep-learning-library.pdf>
- [34] Adam Paszke, Sam Gross, Francisco Massa, Adam Lerer, James Bradbury, Gregory Chanan, Trevor Killeen, Zeming Lin, Natalia Gimelshein, Luca Antiga, Alban Desmaison, Andreas Kopf, Edward Yang, Zachary DeVito, Martin Raison, Alykhan Tejani, Sasank Chilamkurthy, Benoit Steiner, Lu Fang, Junjie Bai, and Soumith Chintala. 2019. PyTorch: An Imperative Style, High-Performance Deep Learning Library. In *Advances in Neural Information Processing Systems* 32. Curran Associates, Inc., 8024–8035. <http://papers.neurips.cc/paper/9015-pytorch-an-imperative-style-high-performance-deep-learning-library.pdf>
- [35] Kexin Pei, Yinzhao Cao, Junfeng Yang, and Suman Jana. 2017. Deepxplore: Automated whitebox testing of deep learning systems. In *proceedings of the 26th Symposium on Operating Systems Principles*. 1–18.
- [36] Xiaoning Ren, Yun Lin, Yinxing Xue, Ruofan Liu, Jun Sun, Zhiyong Feng, and Jin Song Dong. 2023. DeepArc: Modularizing Neural Networks for the Model Maintenance. In *2023 IEEE/ACM 45th International Conference on Software Engineering (ICSE)*. IEEE, 1008–1019.
- [37] Avanti Shrikumar, Peyton Greenside, and Anshul Kundaje. 2017. Learning important features through propagating activation differences. In *International conference on machine learning*. PMLR, 3145–3153.
- [38] Karen Simonyan and Andrew Zisserman. 2014. Very deep convolutional networks for large-scale image recognition. *arXiv preprint arXiv:1409.1556* (2014).
- [39] Bing Sun, Jun Sun, Long H Pham, and Jie Shi. 2022. Causality-based neural network repair. In *Proceedings of the 44th International Conference on Software Engineering*. 338–349.
- [40] Thibaut Théate and Damien Ernst. 2021. An application of deep reinforcement learning to algorithmic trading. *Expert Systems with Applications* 173 (2021), 114632.
- [41] Naftali Tishby and Noga Zaslavsky. 2015. Deep learning and the information bottleneck principle. In *2015 IEEE information theory workshop (itw)*. IEEE, 1–5.
- [42] Liyuan Wang, Xingxing Zhang, Hang Su, and Jun Zhu. 2024. A comprehensive survey of continual learning: Theory, method and application. *IEEE Transactions on Pattern Analysis and Machine Intelligence* (2024).
- [43] Han Xiao, Kashif Rasul, and Roland Vollgraf. 2017. Fashion-mnist: a novel image dataset for benchmarking machine learning algorithms. *arXiv preprint arXiv:1708.07747* (2017).

- [44] Xiaofei Xie, Tianlin Li, Jian Wang, Lei Ma, Qing Guo, Felix Juefei-Xu, and Yang Liu. 2022. Npc: Neuron path coverage via characterizing decision logic of deep neural networks. *ACM Transactions on Software Engineering and Methodology (TOSEM)* 31, 3 (2022), 1–27.
- [45] Chongzhi Zhang, Aishan Liu, Xianglong Liu, Yitao Xu, Hang Yu, Yuqing Ma, and Tianlin Li. 2020. Interpreting and improving adversarial robustness of deep neural networks with neuron sensitivity. *IEEE Transactions on Image Processing* 30 (2020), 1291–1304.
- [46] Ziqi Zhang, Yuanchun Li, Yao Guo, Xiangqun Chen, and Yunxin Liu. 2020. Dynamic Slicing for Deep Neural Networks. In *Proceedings of the 28th ACM Joint Meeting on European Software Engineering Conference and Symposium on the Foundations of Software Engineering (Virtual Event, USA) (ESEC/FSE 2020)*. Association for Computing Machinery, New York, NY, USA, 838–850. <https://doi.org/10.1145/3368089.3409676>