

Spin-self-organization in an optical cavity facilitated by inhomogeneous broadening

Marc Nairn,¹ Luigi Giannelli,^{2,3} Giovanna Morigi,⁴ Sebastian Slama,⁵ Beatriz Olmos,¹ and Simon B. Jäger⁶

¹*Institut für Theoretische Physik, Universität Tübingen,
Auf der Morgenstelle 14, 72076 Tübingen, Germany*

²*Dipartimento di Fisica e Astronomia “Ettore Majorana”,
Università di Catania, Via S. Sofia 64, 95123 Catania, Italy*

³*INFN, Sezione di Catania, 95123, Catania, Italy*

⁴*Theoretische Physik, Universität des Saarlandes, Campus E26, D-66123 Saarbrücken, Germany*

⁵*Center for Quantum Science and Physikalisches Institut,
Universität Tübingen, Auf der Morgenstelle 14, 72076 Tübingen, Germany*

⁶*Physics Department and Research Center OPTIMAS,
University of Kaiserslautern-Landau, D-67663, Kaiserslautern, Germany*

(Dated: July 30, 2024)

We study the onset of collective spin-self-organization in a thermal ensemble of driven two-level atoms confined in an optical cavity. The atoms spontaneously form a spin-pattern above a critical driving strength that sets a threshold and is determined by the cavity parameters, the initial temperature, and the transition frequency of the atomic spin. Remarkably, we find that inhomogeneous Doppler broadening facilitates the onset of spin-self-organization. In particular, the threshold is non-monotonic when increasing the spin transition frequency and reaches a minimum when the Doppler broadening is of similar magnitude. This feature emerges due to Doppler-induced resonances. Above the threshold, we find cooperative dynamics of spin, spatial, and momentum degrees of freedom leading to density modulations, fast reduction of kinetic energy, and the emergence of non-thermal states. More broadly, our work demonstrates how broadening can facilitate strong light-matter interactions in many-body systems.

Introduction.— The study of strong light-matter interactions is an active research field including fundamental studies on out-of-equilibrium phases [1–10] and exotic dynamics in open quantum systems [11–15]. Strong light-matter interactions can be realized by placing atoms, molecules or materials in an optical cavity with practical applications in new generations of sensors and clocks [16–20], cavity-enhanced chemistry [21–25], as well as metamaterials such as light-induced superconductors [26–28]. A workhorse for describing features in such systems are the Tavis-Cummings and Dicke models [29–32]. The latter is famous for the prediction of a phase transition to a superradiant state that exhibits macroscopic coherence in the cavity field and the atomic medium above a critical light-matter coupling strength [1, 33, 34]. This coupling strength is determined by the transition frequency of the cavity-coupled states, while the broadening of this transition is generally considered detrimental. In particular, for thermal gases that involve large inhomogeneous broadening the critical coupling strength is determined by the thermal energy [35–39]. Similar effects are also relevant in Fermi gases [40–45] where the Fermi energy can determine the threshold. The bridge between these two regimes from a single well-resolved transition frequency to a broad distribution of frequencies is, however, largely unexplored although relevant not only for thermal atoms but also molecules and materials that are naturally prone of inhomogeneous broadening.

In this work, we fill this gap based on a model of thermal atoms with two ground states (spins) whose transition frequency can be tuned and is inhomogeneously

broadened due to the Doppler effect. By external driving one can engineer strong coupling between the spins and the cavity field. If this coupling exceeds a threshold we find a superradiant transition which is accompanied by spatio-temporal spin organization. We call this effect spin-self-organization. The dynamics recover the Dicke phase transition [33] if the transition frequency exceeds the width of the Doppler-shift distribution (Doppler width); and in the opposite case it reduces to thermal self-organization [37, 46, 47]. However, if the Doppler width and transition frequency are comparable, we find spin-self-organization facilitated by Doppler-resonances. Due to these resonances the critical coupling strength exhibits a minimum that can be below the one of the Dicke model and well below the one of thermal self-organization. We study the emergent patterns above threshold using an approach based on the truncated Wigner approximation [48–51]. Here, we find regimes of weak spin-self-organization where patterns survive only on a very short timescale. In addition we also find strong spin-self-organization stabilized on long timescales by collective reduction of kinetic energy due to resonant coupling of specific momentum classes. This work provides a theoretical description of thresholds and pattern-formation dynamics in strongly interacting light-matter systems facilitated by moderate inhomogeneous broadening.

Physical setup.— The system under consideration consists of a gas of N atoms at finite temperature inside a lossy cavity. The atoms are tightly trapped along the transverse directions, such that their motion is restricted

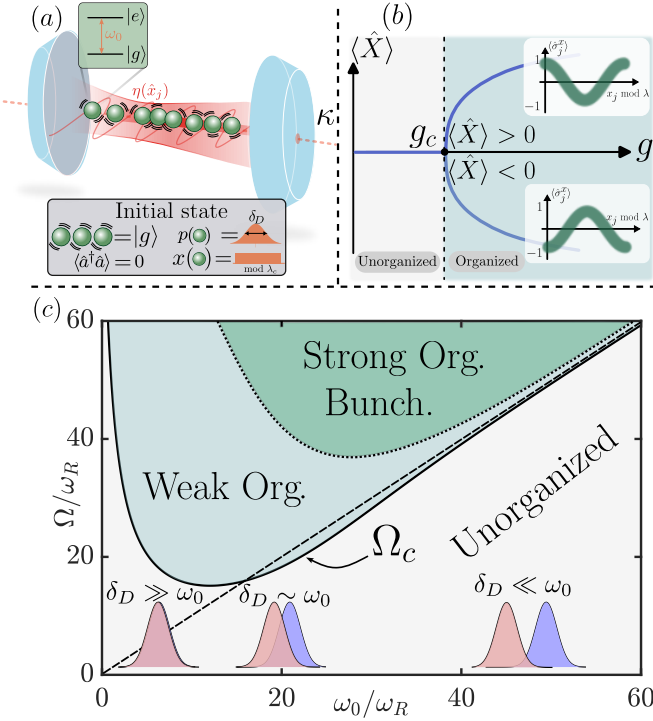


FIG. 1. *Cavity setup and spin-self-organization.* (a): Schematic of the atom-cavity configuration and the initial state of the dynamics. (b): Emergence of the spin-self-organization phase transition as spin-position correlations contained in order parameter $\langle \hat{X} \rangle$ grow once the coupling strength g is tuned beyond the critical g_c . The symmetry-broken $\langle \hat{X} \rangle \neq 0$ phase splits into two real-space spin-aligned configurations. (c): Phase diagram for a thermal Doppler width $\delta_D = 10\omega_R$, with the critical coupling solid line Ω_c marking the onset of (weak) spin-self-organization obtained from the stability analysis (4). The dashed line represents $\Omega_c^{\text{Dicke}} = \omega_0$. The dotted line marks the boundary between the strongly and weakly spin-self-organized phases.

to the longitudinal axis of the cavity [see Fig. 1(a)]. Considering each atom as an external laser- and cavity-driven few-level system in a double Lambda configuration [33, 52, 53], the higher-lying levels can be adiabatically eliminated, such that only two levels coupled via the cavity remain, $|g\rangle$ (ground state) and $|e\rangle$ (excited state), reducing each atom to a spin-1/2 particle. An appropriate choice of the laser parameters [see Supplementary Material (SM) [54] and references therein] leads to dynamics described by the Lindblad equation

$$\partial_t \hat{\rho} = -\frac{i}{\hbar} [\hat{H}, \hat{\rho}] + 2\kappa \left(\hat{a} \hat{\rho} \hat{a}^\dagger - \frac{1}{2} \{ \hat{a}^\dagger \hat{a}, \hat{\rho} \} \right), \quad (1)$$

where κ and \hat{a} are the decay rate and the mode annihilation operator of the cavity field. The Hamiltonian for the internal (spin and cavity photons) and external (motional) degrees of freedom reads

$$\hat{H} = -\hbar \Delta \hat{a}^\dagger \hat{a} + \hat{H}_{\text{at}} + \hbar N g \hat{X} (\hat{a}^\dagger + \hat{a}), \quad (2)$$

where the cavity detuning is given by Δ . The Hamiltonian $\hat{H}_{\text{at}} = \sum_j [\hat{p}_j^2/(2m) + \hbar \omega_0 \hat{\sigma}_j^z/2]$ consists of the atomic kinetic and internal energies, where ω_0 is the atomic inversion frequency and $\hat{\sigma}_j^z = \hat{\sigma}_j^+ \hat{\sigma}_j^- - \hat{\sigma}_j^- \hat{\sigma}_j^+$, with $\hat{\sigma}_j^- = |g\rangle_j \langle e|$, $\hat{\sigma}_j^+ = |e\rangle_j \langle g|$. The cavity field is coupled collectively with strength Ng to the operator

$$\hat{X} = \frac{1}{N} \sum_{j=1}^N \hat{\sigma}_j^x \cos(k \hat{x}_j), \quad (3)$$

whose expectation value is the *spin-self-organization* order parameter. Importantly, it includes, besides the internal spin coherences $\sim \hat{\sigma}_j^x = \hat{\sigma}_j^+ + \hat{\sigma}_j^-$, the information of the cavity mode function with wave vector k . Note that by ignoring $\cos(k \hat{x}_j)$ or $\hat{\sigma}_j^x$ we recover the Dicke [1, 2, 29, 55] or spatial self-organization models [36–38, 56], respectively. In our work, however, it is crucial that spin and motional dynamics are treated on equal footing. The build-up of $\langle \hat{X} \rangle$ is accompanied by emergent spin-position correlations [see Fig. 1(b)] and results in superradiant emission into the cavity.

Stability analysis and spin organization.— We start by analyzing the dynamics of the system at very short timescales in order to identify the parameter regime where the system will undergo spin-self-organization. For this, we assume that initially the cavity is empty, i.e. $\langle \hat{a}^\dagger \hat{a} \rangle = 0$, and the atoms are in the ground state $|g\rangle$ and in a disordered state, with the initial position of the j -th spin x_j distributed uniformly along the cavity axis. The initial momentum distribution is thermal with (Doppler) width $\delta_D = k \sqrt{\langle \hat{p}^2 \rangle}/m = k/\sqrt{m\beta}$ where $\beta = 1/(k_B T)$ is the inverse temperature of the atoms [see Fig. 1(a)].

We perform a linear stability analysis of this unorganized atomic configuration, which is reported in the SM [54]. We find that spin-self-organization requires the coupling strength to overcome a threshold g_c [cf. Fig. 1(b)]. Defining a rescaled coupling strength as $\Omega = -2Ng^2\Delta/(\kappa^2 + \Delta^2)$, this threshold is given by

$$\Omega_c = \left[\int_0^\infty dt e^{-(\delta_D t)^2/2} \sin([\omega_0 + \omega_R]t) \right]^{-1}, \quad (4)$$

where $\omega_R = \hbar k^2/(2m)$ is the recoil frequency. At very low temperatures, i.e. $\delta_D \ll \omega_R$, we recover previously known results from *spinor self-ordering* [57–60], where $\Omega_c^{\text{Spinor}} \approx \omega_0 + \omega_R$: the sum of the usual Dicke threshold [29] and self-organization at zero temperature [61] determined by ω_0 and ω_R , respectively. The focus of this work is, however, on the regime $\delta_D \gg \omega_R$ which is fundamentally different: the threshold in spinor self-ordering is determined by the gap of only two states [57–60] [e.g. $|g, p=0\rangle \leftrightarrow (|e, \hbar k\rangle + |e, -\hbar k\rangle)/\sqrt{2}$], in our case, the cavity field will couple many states.

Now, we may distinguish two extreme regimes: (i) When $\omega_0 \gg \delta_D$, the internal transition frequency ω_0 is well resolved. Here, the coupling strength needs

to overcome ω_0 to enable the formation of a coherent spin state and we find essentially the threshold of the Dicke model [29] $\Omega_c^{\text{Dicke}} = \omega_0$. (ii) When $\delta_D \gg \omega_0$, the internal structure of the atoms cannot be resolved. In this regime we find the threshold of *spatial self-organization* [37, 47, 56], namely, $\Omega_c^{\text{Self-org.}} = 2/(\hbar\beta)$. In the intermediate regime Ω_c is shown in Fig. 1(c) as function of ω_0 for a fixed value of $\delta_D = 10\omega_R$. Starting from $\omega_0 = 0$ where $\Omega_c = \Omega_c^{\text{Self-org.}} = 100\omega_R$ we find that any finite value of ω_0 results in a drastic reduction of Ω_c . For the extreme case $\omega_0 \gg \delta_D$, we find $\Omega_c \approx \Omega_c^{\text{Dicke}}$ but, more remarkably, for finite but large ω_0 we find $\Omega_c < \Omega_c^{\text{Dicke}}$. This shows that small but finite values of δ_D facilitate spin-self-organization. Moreover, the non-monotonic behavior of Ω_c is a consequence of working in the regime $\delta_D \gg \omega_R$ and is not present in *spinor self-ordering*. In general, the threshold Ω_c is not the sum of Ω_c^{Dicke} and $\Omega_c^{\text{Self-org.}}$ in strong contrast to spinor self-ordering. Instead we find a minimum of Ω_c reached for $\delta_D \sim \omega_0$, where both motion and spin evolve on equal timescales. In this regime we find rich dynamics, as we will discuss in the following.

Numerical simulation of the dynamics.— To study the dynamics in the regime where $\delta_D \gg \omega_R$, we combine two established methods [62]: a discrete truncated Wigner simulation for the spins [48, 49], and truncated Wigner simulation for the semiclassical dynamics of continuous variable systems [50, 51]. We simulate trajectories of the semiclassical fields $a_x \sim (\hat{a} + \hat{a}^\dagger)/2$, $a_p \sim i(\hat{a}^\dagger - \hat{a})/2$, positions x_j , momenta p_j including opto-mechanical forces, and Pauli matrices $s_j^\alpha \sim \hat{\sigma}_j^\alpha$ with $\alpha = x, y, z$. Their dynamics are coupled by stochastic differential equations, and expectation values can be calculated by performing an ensemble average $\langle \cdot \rangle_{\text{ens}}$ over many realizations of the initial state (for equations of motion and further information see SM [54]). To describe the initial state, we set $s_j^z = -1$ and sample $s_j^\alpha = \pm 1$ ($\alpha = x, y$) independently. The atomic positions are chosen randomly and uniformly from $[0, 2\pi/k)$ and the momenta are sampled from a Gaussian with zero mean and variance $\langle p^2 \rangle_{\text{ens}} = m/\beta$. To incorporate the initial vacuum fluctuations in the cavity field, we sample a_x and a_p from a Gaussian with zero mean and $\langle a_x^2 \rangle_{\text{ens}} = 1/4 = \langle a_p^2 \rangle_{\text{ens}}$.

Using this simulation method we calculate the time evolution of the order parameter $\langle X^2(t) \rangle_{\text{ens}}$ for a fixed value of $\delta_D = 10\omega_R$ varying the atomic frequency ω_0 and the coupling Ω . For low enough values of Ω , the system remains for all times in the unorganized phase, i.e. $\langle X^2(t) \rangle_{\text{ens}} \approx 0$. As the coupling is increased, this unorganized phase is no longer stable and the system *jumps* at very short times t_p into the spin-self-organized phase, confirmed by a value $\langle X_p^2 \rangle_{\text{ens}} \equiv \langle X^2(t_p) \rangle_{\text{ens}} > 0$. This timescale t_p is determined by the collective coupling strength of the atoms to the cavity which is for our parameters much shorter than $1/\omega_R$ [see Fig. 2(b)]. In Fig. 2(a) we have plotted $\langle X_p^2 \rangle_{\text{ens}}$ for a range of values

of ω_0 and Ω , and observe an almost perfect coincidence of the numerically obtained transition from spin unorganized to self-organized phase with the line predicted by our stability analysis.

Our stability analysis does not predict, though, whether the spin-self-organized phase reached at short times is the true stationary state of the system. Actually, as depicted in Fig. 2(b), the numerical evolution of the system for a finite amount of atoms N can decay back into an unorganized state. In order to determine whether spin-self-organization is present in the thermodynamic limit, we perform a finite-size scaling analysis and compare our results with the simulation of the dynamics in the absence of shot-noise [see Fig. 2(b)]. In the thermodynamic limit, we observe $\langle X^2 \rangle_{\text{ens}} \rightarrow 0$ only for low values of ω_0 , as $\omega_R t \gg 1$. Here, the internal energy of the spins is insufficient to sustain organization on longer times and dissipation channels become commensurate with the Hamiltonian dynamics, resulting in a relaxation back to the unorganized state. For large enough values of Ω and ω_0 , however, the spins remain organized. To highlight these different regimes we have depicted in Fig. 2(c) the observable $\langle X_f^2 \rangle_{\text{ens}} \equiv \langle X^2(t_f) \rangle_{\text{ens}}$ at $t_f = 10\omega_R^{-1}$. The timescales t_f is chosen to be of several $1/\omega_R$ such that the spins have sufficient time to redistribute themselves over several wavelengths. Spin-self-organization on these very different timescales, t_p and t_f , are referred to as weak and strong spin-self-organized phases in this work [see Fig. 1(c)].

We want to emphasize that even the strong spin-self-organization visible in Fig. 2(c) occurs well below the usual threshold for spatial self-organization $\Omega_c^{\text{Self-org.}} = 100\omega_R$. Let us remark that in this regime the initial temperature is too high to allow for conventional atomic self-organization into a spatial density pattern. From this point of view the light-forces are insufficient to trap the atoms at anti-nodes of the cavity mode. This insight together with $\langle X_f^2 \rangle_{\text{ens}} > 0$ suggests the spin exhibits a position dependent alignment $s_j^x \propto \cos(kx_j)$ and the density is homogeneous in space. Remarkably and against this intuition, we find that the density also exhibits a spatial pattern. To demonstrate this ordering, we calculate the bunching parameter $\mathcal{B} = \sum_{j=1}^N \cos^2(kx_j)/N$ [63] at time t_f and show the result in Fig. 2(d), where a density grating is characterized by values $\langle \mathcal{B} \rangle_{\text{ens}} > 1/2$. We find that the strong spin-self-organized phase is indeed accompanied by a density modulation. The resulting state is one where both cavity-modulated spin-alignment and real-space density waves are present, as can be observed in the inset of Fig. 2(d). It should be noted that the timescales for the evolution and saturation of $\langle \mathcal{B} \rangle_{\text{ens}}$ are different than those of $\langle X^2 \rangle_{\text{ens}}$: whereas the spin-self-organization order parameter builds up on a very short timescale t_p , bunching manifestly requires longer times t_f as the initially homogeneous atomic gas has to assemble itself at the cavity field antinodes (see SM [54]). Our findings

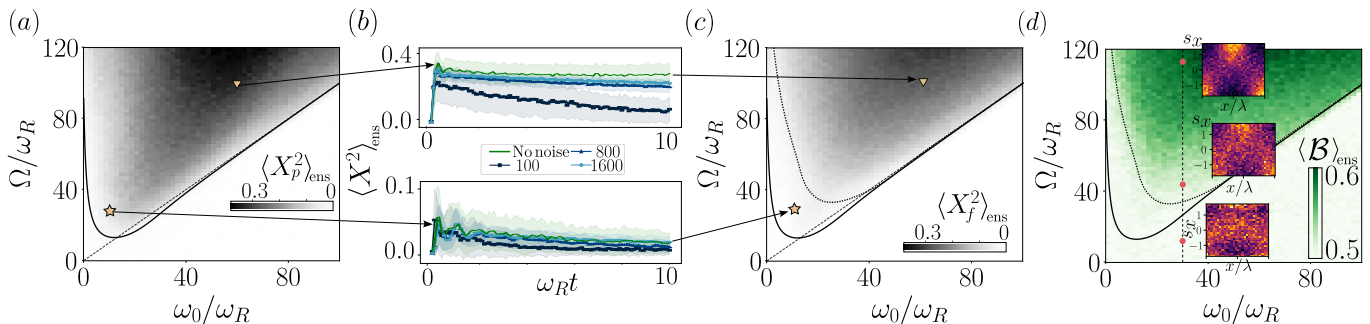


FIG. 2. *Spin-self-organization and bunching.* Dynamics for 100 trajectories with the parameters: $\kappa = 100\omega_R$, $\Delta = -100\omega_R$, and $\delta_D = 10\omega_R$. **(a)**: Peak value $\langle X_p^2 \rangle_{\text{ens}}$ of the numerical simulation for $N = 100$ atoms without cavity shot-noise. The solid black line represents the theoretically predicted threshold Ω_c from the stability analysis (4). **(b)**: Dynamics for $N = 100, 800$ and 1600 in different regions of the phase diagram corresponding to strong spin-self-organized (triangle marker, upper panel) and weak spin-self-organized (star marker, lower panel) behaviours. The results are benchmarked against the mean-field results obtained for $N = 100$ without cavity shot-noise. The shaded regions bound 90% of the trajectories. **(c)**: Final value $\langle X_f^2 \rangle_{\text{ens}}$ at $t_f\omega_R = 10$, showcasing that only a portion of the phase diagram can host strong spin-self-organization, i.e. one that is robust in time. The dotted line is drawn to guide the eye. **(d)**: Bunching parameter $\langle \mathcal{B} \rangle_{\text{ens}}$ at $t_f\omega_R = 10$. Regions with $\langle \mathcal{B} \rangle_{\text{ens}} = 0.5$ correspond to an homogeneous spin density across the cavity. The emergence of an increasingly bunched pattern at the mode-function antinodes as Ω is increased is showcased in the cut at $\omega_0/\omega_R = 30$, where $0.5 < \langle \mathcal{B} \rangle_{\text{ens}} \leq 1$ (only one of two possible patterns is shown here, with 1000 trajectories for improved resolution).

show that density gratings and spin-self-organization are possible for temperatures that are *a priori* too high for ordinary self-organization. To understand this behavior further, we go on to study the kinetic energy and atomic momentum distribution.

Momentum characteristics.— In Fig. 3(a) we show the mean kinetic energy $E_{\text{kin}} = \langle \sum_j p_j^2 / (2m) \rangle_{\text{ens}} / N$ after the time t_f . We find a significant decrease of the kinetic energy with respect to the initial value $E_{\text{kin}}(t=0) = 25\hbar\omega_R$ in the spin-self-organized region. A simple model to understand this feature can be derived by adiabatically eliminating the cavity degrees of freedom relying on $\omega_0, \delta_D \ll \Delta, \kappa$. In this regime, we find that the atomic dynamics are described by the Hamiltonian

$$\hat{H}_{\text{ad}} = \hat{H}_{\text{at}} - \frac{\hbar\Omega N}{2} \hat{X}^2. \quad (5)$$

For energy to be conserved, thus, an increase of $\langle \hat{X}^2 \rangle$ is always accompanied by an increase of $\langle \hat{H}_{\text{at}} \rangle$. Since the atoms start in the internal ground state, their internal energy can only increase on short timescales. However, since \hat{X} couples internal and external degrees of freedom, it provides also a channel for energy exchange. An atom with momentum $p > 0$ can now exhibit a recoil which decreases or increases its kinetic energy. The corresponding frequency gaps are given by $\Delta E_-(p) \approx \omega_0 - kp/m$ and $\Delta E_+(p) \approx \omega_0 + kp/m$, where we dropped the contribution of the recoil energy. Since the process that results in reduction of kinetic energy is closer to resonance $|\Delta E_-| < |\Delta E_+|$ the atoms will more likely couple to lower momentum states. This is confirmed by our simulations, where we find that E_{kin} reduces on very short timescales $\sim t_p$. We remark that this process is very

distinct from cavity cooling [64–67]. The process that we describe here is a collective transfer of energy from external to internal degrees of freedom. Furthermore, it is striking that the phase diagram and some dynamical features share several similarities with the dynamics observed when the atoms are incoherently pumped and the cavity-atom coupling is described by the rotating wave approximation [68, 69]. Differing from that model, the dynamics here analysed is determined by Doppler resonances and the counter-rotating terms turn out to be essential to trigger these dynamics. This opens the possibility to tune the response of the system by controlling the ratio of δ_D and ω_0 .

After the initial dynamics, the system may exhibit either weak or strong spin-self-organization. While this transition is not clearly visible in the kinetic energy, it is encoded in the momentum distribution. We observe weak spin-self-organization approximately in the regime $\omega_0 \lesssim \delta_D$. In this case, there are many atoms that undergo transitions with Doppler resonances $|\Delta E_-(p)| \approx 0$. These are strongly favoured because of a small energy gap and facilitate the spin-self-organization, in a similar manner to Umklapp processes in a degenerate fermionic gas [41] [see Fig. 3(c) left-hand side]. The atoms with the corresponding momenta quickly reduce their momentum, which leads to a non-Gaussian momentum distribution with a pronounced central peak [see Fig. 3(c) right-hand side]. This is measured in Fig. 3(b) with the mean kurtosis $\mathcal{K} = \langle P^4 \rangle_{\text{ens}} / \langle P^2 \rangle_{\text{ens}}^2$, with $\langle P^n \rangle_{\text{ens}} = \langle \sum_j p_j^n \rangle_{\text{ens}} / N$. This quantity is $\mathcal{K} = 3$ for a Gaussian, and the value $\mathcal{K} > 3$ found in our case indicates a momentum distribution with a steeper peak. For larger ω_0 , we find strong spin-self-organization and $\mathcal{K} \approx 3$. In this regime the sys-

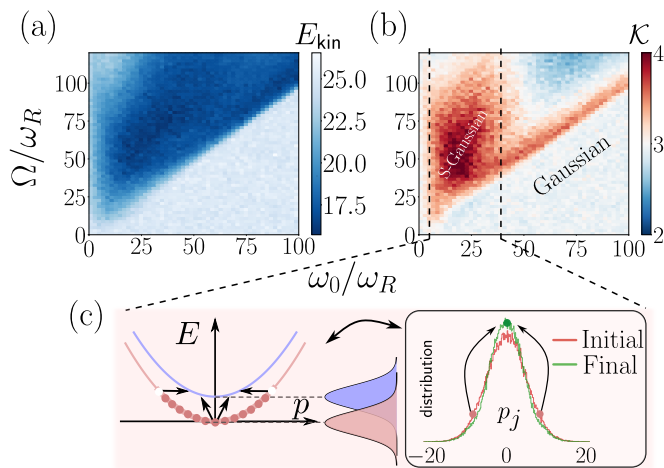


FIG. 3. *Final momentum state statistics.* (a): Kinetic energy at time $t_f = 10/\omega_R$ in units of $\hbar\omega_R$, for an initial kinetic energy of $E_{\text{kin}} = 25\hbar\omega_R$ ($\delta_D = 10\omega_R$). Spin-self-organization is clearly accompanied by cooling. (b): Kurtosis \mathcal{K} of the final momentum distribution. Regions with $\mathcal{K} > 3$, which have tails that asymptotically approach zero more slowly than a Gaussian, are clearly identified in the transition region $\Omega = \omega_0 \gg \delta_D$ and where $\Omega > \omega_0 \sim \delta_D$. (c): Sketches of the energy-momentum distribution and favoured transitions (black arrows) for a fixed momentum distribution of width δ_D at the non-gaussian region $\omega_0 \sim \delta_D$. Transitions from the ground to the excited state at the tails of the momentum distribution are strongly favoured, leading to an effective reduction of the energy gap the system needs to overcome to spin-self-organize.

tem forms a density pattern, which makes the previous considerations only focusing on internal and kinetic energy invalid. We remark, however, that the reduction of kinetic energy reduces the critical coupling strength Ω_c and is therefore a main reason why the threshold for a density pattern is not determined by the initial temperature as for the usual self-organization transition.

Conclusions and Outlook.— This work bridges the gap between strong light-matter interactions in spins with a well-resolved transition frequency to those dominated by inhomogeneous broadening. We find a new intermediate regime of spin-self-organization facilitated by Doppler resonances resulting in an interplay of spin and motional degrees of freedom. This interplay is also responsible for dramatic changes in the momentum statistics, such as an almost instantaneous reduction of kinetic energy of the gas. Beyond the fundamental interest of our study, the regime that we explore is currently experimentally accessible in several groups, including the experiment of one of the authors [70] (see SM [54] for experimental details). Future works can explore the long-time behavior of this model where we expect a pronounced role of dissipation, e.g. in the form of collective cavity cooling. Moreover, we believe that the theoretical results in this work will also be applicable to very different physical setups including

free fermions with two different spin species where we expect to see a similar dynamical and threshold behavior. Another example are insulators where the cavity induces excitations of different momentum modes in the empty band. More general, our work demonstrates how moderate inhomogeneous broadening can enhance strong light-matter interactions in many-body systems.

The authors acknowledge support by the state of Baden-Württemberg through bwHPC and the German Research Foundation (DFG) through grant no INST 40/575-1 FUGG (JUSTUS 2 cluster). The research leading to these results has received funding from the Deutsche Forschungsgemeinschaft (DFG, German Research Foundation) under the Research Unit FOR 5413/1, Grant No. 465199066. S.B.J. acknowledges support from Research Centers of the Deutsche Forschungsgemeinschaft (DFG): Projects A4 and A5 in SFB/Transregio 185: OSCAR. This work was funded by the Deutsche Forschungsgemeinschaft (DFG, German Research Foundation) – Project-ID 429529648 – TRR 306 QuCoLiMa (“Quantum Cooperativity of Light and Matter”), the DFG Forschergruppe WEAVE “Quantum many-body dynamics of matter and light in cavity QED” – Project ID 525057097, and the QuantERA project “QNet: Quantum transport, metastability, and neuro-morphic applications in Quantum Networks” – Project ID 532771420. G.M. thanks Helmut Ritsch for helpful comments. LG acknowledges support from the PNR MUR project PE0000023-NQSTI.

-
- [1] K. Baumann, C. Guerlin, F. Brennecke, and T. Esslinger, *Nature* **464**, 1301 (2010).
 - [2] J. Klinder, H. Keßler, M. Wolke, L. Mathey, and A. Hemmerich, *Proceedings of the National Academy of Sciences* **112**, 3290 (2015).
 - [3] F. Mivehvar, H. Ritsch, and F. Piazza, *Phys. Rev. Lett.* **123**, 210604 (2019).
 - [4] F. Mivehvar, F. Piazza, T. Donner, and H. Ritsch, *Advances in Physics* **70**, 1 (2021).
 - [5] R. Landig, L. Hruby, N. Dogra, M. Landini, R. Mottl, T. Donner, and T. Esslinger, *Nature* **532**, 476 (2016).
 - [6] B. P. Marsh, Y. Guo, R. M. Kroeze, S. Gopalakrishnan, S. Ganguli, J. Keeling, and B. L. Lev, *Phys. Rev. X* **11**, 021048 (2021).
 - [7] R. M. Kroeze, B. P. Marsh, D. A. Schuller, H. S. Hunt, S. Gopalakrishnan, J. Keeling, and B. L. Lev, *arXiv:2311.04216* (2023).
 - [8] Y. Guo, R. M. Kroeze, B. P. Marsh, S. Gopalakrishnan, J. Keeling, and B. L. Lev, *Nature* **599**, 211 (2021).
 - [9] D. Schmidt, H. Tomczyk, S. Slama, and C. Zimmermann, *Phys. Rev. Lett.* **112**, 115302 (2014).
 - [10] S. Slama, S. Bux, G. Krenz, C. Zimmermann, and P. W. Courteille, *Phys. Rev. Lett.* **98**, 053603 (2007).
 - [11] F. Iemini, A. Russomanno, J. Keeling, M. Schirò, M. Dalmonte, and R. Fazio, *Phys. Rev. Lett.* **121**, 035301 (2018).

- [12] Z. Gong, R. Hamazaki, and M. Ueda, *Phys. Rev. Lett.* **120**, 040404 (2018).
- [13] N. Defenu, A. Lerose, and S. Pappalardi, *Physics Reports* **1074**, 1 (2024), out-of-equilibrium dynamics of quantum many-body systems with long-range interactions.
- [14] D. J. Young, A. Chu, E. Y. Song, D. Barberena, D. Wellnitz, Z. Niu, V. M. Schäfer, R. J. Lewis-Swan, A. M. Rey, and J. K. Thompson, *Nature* **625**, 679 (2024).
- [15] S. C. Schuster, P. Wolf, S. Ostermann, S. Slama, and C. Zimmermann, *Phys. Rev. Lett.* **124**, 143602 (2020).
- [16] D. Meiser, J. Ye, D. R. Carlson, and M. J. Holland, *Phys. Rev. Lett.* **102**, 163601 (2009).
- [17] J. G. Bohnet, Z. Chen, J. M. Weiner, D. Meiser, M. J. Holland, and J. K. Thompson, *Nature* **484**, 78 (2012).
- [18] A. D. Ludlow, M. M. Boyd, J. Ye, E. Peik, and P. O. Schmidt, *Rev. Mod. Phys.* **87**, 637 (2015).
- [19] L. Pezzè, A. Smerzi, M. K. Oberthaler, R. Schmied, and P. Treutlein, *Rev. Mod. Phys.* **90**, 035005 (2018).
- [20] C. Luo, H. Zhang, V. P. W. Koh, J. D. Wilson, A. Chu, M. J. Holland, A. M. Rey, and J. K. Thompson, *Science* **384**, 551 (2024).
- [21] D. G. Lidzey, D. D. C. Bradley, M. S. Skolnick, T. Virgili, S. Walker, and D. M. Whittaker, *Nature* **395**, 53 (1998).
- [22] D. G. Lidzey, D. D. C. Bradley, A. Armitage, S. Walker, and M. S. Skolnick, *Science* **288**, 1620 (2000).
- [23] T. Schwartz, J. A. Hutchison, C. Genet, and T. W. Ebbesen, *Phys. Rev. Lett.* **106**, 196405 (2011).
- [24] F. Herrera and F. C. Spano, *Phys. Rev. Lett.* **116**, 238301 (2016).
- [25] K. Hirai, J. A. Hutchison, and H. Uji-i, *Chemical Reviews* **123**, 8099 (2023), pMID: 37390295, <https://doi.org/10.1021/acs.chemrev.2c00748>.
- [26] F. H. L. Koppens, D. E. Chang, and F. J. García de Abajo, *Nano Letters* **11**, 3370 (2011).
- [27] A. Cavalleri, *Contemporary Physics* **59**, 31 (2018).
- [28] A. de la Torre, D. M. Kennes, M. Claassen, S. Gerber, J. W. McIver, and M. A. Sentef, *Rev. Mod. Phys.* **93**, 041002 (2021).
- [29] P. Kirton, M. M. Roses, J. Keeling, and E. G. Dalla Torre, *Advanced Quantum Technologies* **2**, 1800043 (2019).
- [30] J. Larson and T. Mavrogordatos, *The Jaynes–Cummings Model and Its Descendants*, 2053-2563 (IOP Publishing, 2021).
- [31] R. J. Thompson, G. Rempe, and H. J. Kimble, *Phys. Rev. Lett.* **68**, 1132 (1992).
- [32] M. Hertzog, M. Wang, J. Mony, and K. Börjesson, *Chem. Soc. Rev.* **48**, 937 (2019).
- [33] F. Dimer, B. Estienne, A. S. Parkins, and H. J. Carmichael, *Phys. Rev. A* **75**, 013804 (2007).
- [34] Z. Zhiqiang, C. H. Lee, R. Kumar, K. J. Arnold, S. J. Masson, A. S. Parkins, and M. D. Barrett, *Optica* **4**, 424 (2017).
- [35] A. T. Black, H. W. Chan, and V. Vuletić, *Phys. Rev. Lett.* **91**, 203001 (2003).
- [36] P. Domokos and H. Ritsch, *Phys. Rev. Lett.* **89**, 253003 (2002).
- [37] J. K. Asbóth, P. Domokos, H. Ritsch, and A. Vukics, *Phys. Rev. A* **72**, 053417 (2005).
- [38] K. J. Arnold, M. P. Baden, and M. D. Barrett, *Phys. Rev. Lett.* **109**, 153002 (2012).
- [39] S. Schütz, S. B. Jäger, and G. Morigi, *Phys. Rev. Lett.* **117**, 083001 (2016).
- [40] J. Keeling, M. J. Bhaveen, and B. D. Simons, *Phys. Rev. Lett.* **112**, 143002 (2014).
- [41] F. Piazza and P. Strack, *Phys. Rev. Lett.* **112**, 143003 (2014).
- [42] X. Zhang, Y. Chen, Z. Wu, J. Wang, J. Fan, S. Deng, and H. Wu, *Science* **373**, 1359 (2021).
- [43] V. Helsen, T. Zwettler, F. Mivehvar, E. Colella, K. Roux, H. Konishi, H. Ritsch, and J.-P. Brantut, *Nature* **618**, 716 (2023).
- [44] T. Zwettler, G. del Pace, F. Marijanovic, S. Chattopadhyay, T. Bühler, C.-M. Halati, L. Skolc, L. Tolle, V. Helsen, G. Bolognini, A. Fabre, S. Uchino, T. Giamarchi, E. Demler, and J.-P. Brantut, *arXiv:2405.18204* (2024).
- [45] F. Marijanović, S. Chattopadhyay, L. Skolc, T. Zwettler, C.-M. Halati, S. B. Jäger, T. Giamarchi, J.-P. Brantut, and E. Demler, *arXiv:2406.13548* (2024).
- [46] P. Domokos, P. Horak, and H. Ritsch, *Journal of Physics B: Atomic, Molecular and Optical Physics* **34**, 187 (2001).
- [47] S. Schütz, S. B. Jäger, and G. Morigi, *Phys. Rev. A* **92**, 063808 (2015).
- [48] J. Schachenmayer, A. Pikovski, and A. M. Rey, *Phys. Rev. X* **5**, 011022 (2015).
- [49] W. K. Wootters, *Annals of Physics* **176**, 1 (1987).
- [50] D. Walls and G. J. Milburn, *Quantum Optics* (Springer Berlin, Heidelberg, 2008).
- [51] A. Polkovnikov, *Annals of Physics* **325**, 1790 (2010).
- [52] M. P. Baden, K. J. Arnold, A. L. Grimsmo, S. Parkins, and M. D. Barrett, *Phys. Rev. Lett.* **113**, 020408 (2014).
- [53] Z. Zhang, C. H. Lee, R. Kumar, K. J. Arnold, S. J. Masson, A. L. Grimsmo, A. S. Parkins, and M. D. Barrett, *Phys. Rev. A* **97**, 043858 (2018).
- [54] See Supplemental Material for further details about the theory, numerical implementation, and experimental specifications. The Supplemental includes Refs. [29, 33, 46, 48, 50, 52, 53, 56–58, 70–74].
- [55] K. Hepp and E. H. Lieb, *Annals of Physics* **76**, 360 (1973).
- [56] W. Niedenzu, T. Grieser, and H. Ritsch, *Europhysics Letters* **96**, 43001 (2011).
- [57] F. Mivehvar, F. Piazza, and H. Ritsch, *Phys. Rev. Lett.* **119**, 063602 (2017).
- [58] R. M. Kroeze, Y. Guo, V. D. Vaidya, J. Keeling, and B. L. Lev, *Phys. Rev. Lett.* **121**, 163601 (2018).
- [59] R. M. Kroeze, Y. Guo, and B. L. Lev, *Phys. Rev. Lett.* **123**, 160404 (2019).
- [60] E. I. R. Chiacchio and A. Nunnenkamp, *Phys. Rev. Lett.* **122**, 193605 (2019).
- [61] D. Nagy, G. Szirmai, and P. Domokos, *The European Physical Journal D* **48**, 127 (2008).
- [62] L. Giannelli, “Quantum opto-mechanical systems for quantum technologies,” (2020).
- [63] H. Ritsch, P. Domokos, F. Brennecke, and T. Esslinger, *Rev. Mod. Phys.* **85**, 553 (2013).
- [64] V. Vuletić and S. Chu, *Phys. Rev. Lett.* **84**, 3787 (2000).
- [65] P. Horak, G. Hechenblaikner, K. M. Gheri, H. Stecher, and H. Ritsch, *Phys. Rev. Lett.* **79**, 4974 (1997).
- [66] P. Maunz, T. Puppe, I. Schuster, N. Syassen, P. W. H. Pinkse, and G. Rempe, *Nature* **428**, 50 (2004).
- [67] M. Hosseini, Y. Duan, K. M. Beck, Y.-T. Chen, and V. Vuletić, *Phys. Rev. Lett.* **118**, 183601 (2017).
- [68] S. B. Jäger, J. Cooper, M. J. Holland, and G. Morigi, *Phys. Rev. Lett.* **123**, 053601 (2019).
- [69] S. B. Jäger, M. J. Holland, and G. Morigi, *Phys. Rev. A* **101**, 023616 (2020).

- [70] E. Suarez, F. Carollo, I. Lesanovsky, B. Olmos, P. W. Courteille, and S. Slama, *Phys. Rev. A* **107**, 023714 (2023).
- [71] S. B. Jäger, S. Schütz, and G. Morigi, *Phys. Rev. A* **94**, 023807 (2016).
- [72] S. Stenholm, *Rev. Mod. Phys.* **58**, 699 (1986).
- [73] C. Rackauckas and Q. Nie, *Discrete and Continuous Dynamical Systems - B* **22**, 2731 (2017).
- [74] C. Rackauckas and Q. Nie, 2020 IEEE High Performance Extreme Computing Conference (HPEC) , 1 (2020).

Supplemental material: Spin-self-organization in an optical cavity facilitated by inhomogeneous broadening

Marc Nairn,¹ Luigi Giannelli,^{2,3} Giovanna Morigi,⁴ Sebastian Slama,⁵ Beatriz Olmos,¹ and Simon B. Jäger⁶

¹*Institut für Theoretische Physik, Universität Tübingen,
Auf der Morgenstelle 14, 72076 Tübingen, Germany*

²*Dipartimento di Fisica e Astronomia “Ettore Majorana”,
Università di Catania, Via S. Sofia 64, 95123 Catania, Italy*

³*INFN, Sezione di Catania, 95123, Catania, Italy*

⁴*Theoretische Physik, Universität des Saarlandes, Campus E26, D-66123 Saarbrücken, Germany*

⁵*Center for Quantum Science and Physikalisches Institut,
Universität Tübingen, Auf der Morgenstelle 14, 72076 Tübingen, Germany*

⁶*Physics Department and Research Center OPTIMAS,
University of Kaiserslautern-Landau, D-67663, Kaiserslautern, Germany*

(Dated: July 30, 2024)

S 1. ADIABATIC ELIMINATION OF EXCITED STATES

In this section we describe all the necessary steps to, starting from the double- Λ scheme¹ suggested by Dimer et al. [S1–S3], arrive at the effective two-level system we introduce in the main text.

We start with the single-particle Hamiltonian ($\hbar = 1$):

$$\hat{H}^{(1)} = H_C + \hat{H}_S^{(1)} + \hat{H}_I^{(1)} \quad (\text{S1})$$

where

$$\hat{H}_C = \omega_c \hat{a}^\dagger \hat{a}, \quad (\text{S2})$$

$$\hat{H}_S^{(1)} = \frac{\hat{p}^2}{2m} + \sum_{m=1,2,3} \omega_m |m\rangle\langle m| + (\Omega_1 e^{-i\omega_{L1}t} |2\rangle\langle 1| + \Omega_2 e^{-i\omega_{L2}t} |3\rangle\langle 0| + \text{h.c.}), \quad (\text{S3})$$

$$\hat{H}_I^{(1)} = \cos(k\hat{x}) (g_1 \hat{a}^\dagger |0\rangle\langle 2| + g_2 \hat{a}^\dagger |1\rangle\langle 3| + \text{h.c.}). \quad (\text{S4})$$

The atomic energy levels are given by $\{0, \omega_1, \omega_2, \omega_3\}$, respectively, and ω_{L1}, ω_{L2} label the pump laser frequencies driving transitions $|1\rangle \leftrightarrow |2\rangle$ and $|0\rangle \leftrightarrow |3\rangle$, respectively. The position and momentum of the atom are given by \hat{x}, \hat{p} such that $[\hat{x}, \hat{p}] = i$, and \hat{a} is the annihilation operator of the cavity mode with frequency ω_c and wavenumber k , such that $[\hat{a}, \hat{a}^\dagger] = 1$.

We move to the interaction picture to drop time-dependent terms $\propto e^{i\omega t}$ introducing the unitary $\hat{U}(t) = e^{i\hat{H}_0 t}$ with

$$\hat{H}_0 = \left(\frac{\omega_{L1} + \omega_{L2}}{2} \right) \hat{a}^\dagger \hat{a} + \omega_{L2} |3\rangle\langle 3| + \left(\frac{\omega_{L2} + \omega_{L1}}{2} \right) |2\rangle\langle 2| + \left(\frac{\omega_{L2} - \omega_{L1}}{2} \right) |1\rangle\langle 1|. \quad (\text{S5})$$

The Hamiltonian in the rotating frame can then be calculated as

$$\begin{aligned} \hat{H}'^{(1)} &= \hat{U} \hat{H}^{(1)} \hat{U}^\dagger + i \frac{\partial \hat{U}}{\partial t} \hat{U}^\dagger \\ &= \hat{H}'_C + \hat{H}'_S + \hat{H}'_I - H_0, \end{aligned} \quad (\text{S6})$$

where we have defined $\hat{H}'_C = \hat{U} \hat{H}_C \hat{U}^\dagger$, $\hat{H}'_S = \hat{U} \hat{H}_S \hat{U}^\dagger$, and $\hat{H}'_I = \hat{U} \hat{H}_I \hat{U}^\dagger$. Summing over all these terms results in the time-independent Hamiltonian

$$\begin{aligned} \hat{H}'^{(1)} &= -\Delta \hat{a}^\dagger \hat{a} + \frac{\hat{p}^2}{2m} - \delta_1 |1\rangle\langle 1| - \delta_2 |2\rangle\langle 2| - \delta_3 |3\rangle\langle 3| \\ &\quad + \left(\Omega_1 |2\rangle\langle 1| + \Omega_2 |3\rangle\langle 0| + \text{h.c.} \right) + \cos(k\hat{x}) \left(g_1 \hat{a}^\dagger |0\rangle\langle 2| + g_2 \hat{a}^\dagger |1\rangle\langle 3| + \text{h.c.} \right), \end{aligned} \quad (\text{S7})$$

where we have introduced the detunings

$$\begin{aligned}\Delta &= \left(\frac{\omega_{L1} + \omega_{L2}}{2}\right) - \omega_c, & \delta_1 &= \left(\frac{\omega_{L2} - \omega_{L1}}{2}\right) - \omega_1, \\ \delta_2 &= \left(\frac{\omega_{L1} + \omega_{L2}}{2}\right) - \omega_2, & \delta_3 &= \omega_{L2} - \omega_3.\end{aligned}\quad (\text{S8})$$

To obtain the model that is given in the main text we need to eliminate the two excited levels $|2\rangle$ and $|3\rangle$. This is justified if the driving is strongly off-resonant so that $\delta_{2,3} \gg \delta_1, \Omega_{1,2}, g, \Delta, \kappa$. This allows us to capture the dynamics by means of an effective Hamiltonian that couples the two levels $|1\rangle \leftrightarrow |0\rangle$. Writing out the atomic part of the single-particle Hamiltonian in the four-level basis, we have

$$\hat{H}^{(\text{at})} = \begin{bmatrix} 0 & 0 & g_1 \cos(k\hat{x})\hat{a}^\dagger & \Omega_2^* \\ 0 & -\delta_1 & \Omega_1^* & g_2 \cos(k\hat{x})\hat{a}^\dagger \\ g_1 \cos(k\hat{x})\hat{a} & \Omega_1 & -\delta_2 & 0 \\ \Omega_2 & g_2 \cos(k\hat{x})\hat{a} & 0 & -\delta_3 \end{bmatrix}. \quad (\text{S9})$$

Take the state $|\Psi\rangle = [\alpha, \beta, \gamma, \xi]^T$ satisfying the Schrödinger equation for $\hat{H}^{(\text{at})}$ given by

$$i\dot{\alpha}(t) = \Omega_2^* \xi + g_1 \cos(k\hat{x})\hat{a}^\dagger \gamma \quad (\text{S10a})$$

$$i\dot{\beta}(t) = -\delta_1 \beta + g_2 \cos(k\hat{x})\hat{a}^\dagger \xi + \Omega_1^* \gamma \quad (\text{S10b})$$

$$i\dot{\gamma}(t) = -\delta_2 \gamma + \Omega_1 \beta + g_1 \cos(k\hat{x})\hat{a} \alpha \quad (\text{S10c})$$

$$i\dot{\xi}(t) = \Omega_2 \alpha + g_2 \cos(k\hat{x})\hat{a} \beta - \delta_3 \xi. \quad (\text{S10d})$$

Since δ_2 and δ_3 are by far the largest frequencies in these equations we can adiabatically eliminate the dynamics of γ and ξ . This is done by performing a formal integration of the dynamical equations of γ and ξ , and using the result in the equations for α and β . This allows us to find a dynamical description within the reduced subspace spanned only by the ground states, $|1\rangle$ and $|2\rangle$, governed by

$$i\partial_t \begin{pmatrix} \alpha \\ \beta \end{pmatrix} = H_{\text{eff}}^{(\text{at})} \begin{pmatrix} \alpha \\ \beta \end{pmatrix} \quad (\text{S11})$$

with effective Hamiltonian

$$\hat{H}_{\text{eff}}^{(\text{at})} = \begin{pmatrix} \frac{g_1^2}{\delta_2} \hat{a}^\dagger \hat{a} \cos^2(k\hat{x}) + \frac{|\Omega_2|^2}{\delta_3} & \left(\frac{g_2 \Omega_2}{\delta_3} \hat{a} + \frac{g_1 \Omega_1}{\delta_2} \hat{a}^\dagger\right) \cos(k\hat{x}) \\ \left(\frac{g_2 \Omega_2}{\delta_3} \hat{a}^\dagger + \frac{g_1 \Omega_1}{\delta_2} \hat{a}\right) \cos(k\hat{x}) & -\delta_1 + \left(\frac{g_2^2}{\delta_3} \hat{a}^\dagger \hat{a} \cos^2(k\hat{x}) + \frac{|\Omega_1|^2}{\delta_2}\right) \end{pmatrix}. \quad (\text{S12})$$

We mention that we have discarded spontaneous emission from the excited manifold, $|2\rangle$ and $|3\rangle$, in this description. This is justified if the total spontaneous emission rate γ_{tot} is much smaller than the detuning δ_2 and δ_3 . In this case the dynamics are dominated by coherent Raman scattering processes and the incoherent scattering rate is sufficiently small.

In order to set the ground state energy for the zero cavity field at zero energy we introduce the global energy shift $\hat{U} = \exp\left(i\frac{|\Omega_2|^2}{\delta_3}t\right)$. Consequently, we arrive at the effective Hamiltonian

$$\hat{H}_{\text{eff}}^{(\text{at})} = \omega_0 |1\rangle\langle 1| + \cos^2(k\hat{x}) \left(U_1 |0\rangle\langle 0| + U_2 |1\rangle\langle 1| \right) \hat{a}^\dagger \hat{a} + g \cos(k\hat{x}) \left(\hat{a}^\dagger |0\rangle\langle 1| + \hat{a}^\dagger |1\rangle\langle 0| + \text{h.c.} \right) \quad (\text{S13})$$

where we introduced $\omega_0 = \frac{|\Omega_1|^2}{\delta_2} - \frac{|\Omega_2|^2}{\delta_3} - \delta_1$, $U_1 = \frac{|g_1|^2}{\delta_2}$, $U_2 = \frac{|g_2|^2}{\delta_3}$ and $\frac{g_1 \Omega_1}{\delta_2} = g = \frac{g_2 \Omega_2}{\delta_3}$. To obtain the Hamiltonian that has been used in the main text we assumed $g_1 \Omega_1 / \delta_2 = g_2 \Omega_2 / \delta_3$, we discarded U_1 and U_2 which is strictly justified if $NU_j \ll \Delta$ and $U_j \langle \hat{a}^\dagger \hat{a} \rangle \ll \omega_0$. Introducing the remaining terms from (S7) and applying this approach to an atomic ensemble, we obtain the Hamiltonian shown in the main text

$$\hat{H} = -\hbar \Delta \hat{a}^\dagger \hat{a} + \sum_j^N \left[\frac{\hat{p}_j^2}{2m} + \hbar \omega_0 \hat{\sigma}_j^\dagger \hat{\sigma}_j + \hbar g \eta(\hat{x}_j) (\hat{\sigma}_j^+ + \hat{\sigma}_j^-) (\hat{a}^\dagger + \hat{a}) \right]. \quad (\text{S14})$$

Here we defined $\hat{\sigma}_j^+ = |1\rangle_j \langle 0|$ and $\hat{\sigma}_j^- = |0\rangle_j \langle 1|$ and in the main text we have slightly changed notations $|1\rangle$ to $|\uparrow\rangle$ and $|0\rangle$ to $|\downarrow\rangle$.

S 2. DERIVATION OF CRITICAL COUPLING THRESHOLD

In this section we provide details on the calculation of the critical coupling strength Ω_c above which we find spin-self-organization.

The starting point of this analysis is a quantum mean-field description of the atoms and a mean-field description of the cavity field. This assumes that the density matrix of the atoms is factorized $\hat{\rho} \approx \hat{\rho}_1 \otimes \hat{\rho}_1 \otimes \dots \otimes \hat{\rho}_1$ and the cavity field is in a coherent field described by α . Here, $\hat{\rho}_1$ is the single-particle density matrix and α is the coherent field amplitude. Their coupled dynamics are governed by the following equations

$$\frac{\partial \hat{\rho}_1}{\partial t} = \mathcal{L}_0 \hat{\rho}_1 - ig(\delta\alpha + \delta\alpha^*)[\hat{\sigma}^x \cos(k\hat{x}_j), \hat{\rho}_1], \quad (\text{S15})$$

$$\frac{d\alpha}{dt} = -(i\Delta + \kappa)\alpha - iNg\text{Tr}(\hat{\sigma}^x \cos(k\hat{x})\hat{\rho}_1), \quad (\text{S16})$$

where we introduced

$$\mathcal{L}_0 \hat{\rho}_1 = \frac{1}{i\hbar} \left[\frac{\hat{p}^2}{2m} + \hbar\omega_0 \hat{\sigma}^+ \hat{\sigma}^-, \hat{\rho}_1 \right]. \quad (\text{S17})$$

Initially we prepare the atoms in a homogeneous thermal stationary state $\hat{\rho}_0 = \hat{\rho}_{\text{ext}} \otimes |\downarrow\rangle\langle\downarrow|$ with $\rho_{\text{ext}} = \sum_p \rho_p |p\rangle\langle p|$ which is stationary when the cavity is empty, $\alpha_0 = 0$. We then study the dynamics of the fluctuations around this stationary state

$$\hat{\rho} = \hat{\rho}_0 + \delta\rho, \quad (\text{S18})$$

$$\alpha = \delta\alpha. \quad (\text{S19})$$

The dynamics of the fluctuations are governed by the following coupled differential equations

$$\frac{\partial \delta\hat{\rho}}{\partial t} = \mathcal{L}_0 \delta\hat{\rho} - ig(\delta\alpha + \delta\alpha^*)[\hat{\sigma}^x \cos(k\hat{x}), \delta\hat{\rho}] \quad (\text{S20})$$

$$\frac{d\delta\alpha}{dt} = -(i\Delta + \kappa)\delta\alpha - iNg\text{Tr}(\hat{\sigma}^x \cos(k\hat{x})\delta\hat{\rho}) \quad (\text{S21})$$

where we discarded second order terms in fluctuations. A useful tool to solve this linearized differential equation is the Laplace transform defined as

$$L[\hat{O}](s) = \int_0^\infty e^{-st} \hat{O}(t). \quad (\text{S22})$$

Applying the Laplace transform, we write out the two new equations

$$sL[\delta\hat{\rho}] - \delta\hat{\rho}(0) = \mathcal{L}_0 L[\delta\hat{\rho}] - ig(L[\delta\alpha] + L[\delta\alpha^*])[\hat{\sigma}^x \cos(k\hat{x}), \hat{\rho}_0], \quad (\text{S23})$$

$$sL[\delta\alpha] - \delta\alpha(0) = -(i\Delta + \kappa)L[\delta\alpha] - iNg\text{Tr}(\hat{\sigma}^x \cos(k\hat{x})L[\delta\hat{\rho}]). \quad (\text{S24})$$

Solving for $L[\delta\hat{\rho}]$ in the top equation and substituting into the bottom equation we obtain

$$A(s)L[\delta\alpha] + B(s)L[\delta\alpha^*] = \delta\alpha(0) - iNg\text{Tr}(\hat{\sigma}^x \cos(k\hat{x})(s - \mathcal{L}_0)^{-1} \delta\hat{\rho}(0)) \quad (\text{S25})$$

with

$$A(s) = s + \kappa + i\Delta + B(s), \quad (\text{S26})$$

$$B(s) = Ng^2 \text{Tr}(\hat{\sigma}^x \cos(k\hat{x})(s - \mathcal{L}_0)^{-1} [\hat{\sigma}^x \cos(k\hat{x}), \hat{\rho}_0]). \quad (\text{S27})$$

We now simplify the $B(s)$ term, which can be done by noting the relation $f(t) = e^{ht} \Rightarrow L[f](s) = \frac{1}{s - h}$.

Therefore, applying the inverse Laplace transform we have

$$\text{Tr}(\hat{\sigma}^x \cos(k\hat{x})(s - \mathcal{L}_0)^{-1} [\hat{\sigma}^x \cos(k\hat{x}), \hat{\rho}_0]) = \int_0^\infty dt e^{-st} \text{Tr}(\hat{\sigma}^x \cos(k\hat{x}) e^{\mathcal{L}_0 t} [\hat{\sigma}^x \cos(k\hat{x}), \hat{\rho}_0]), \quad (\text{S28})$$

$$= \int_0^\infty dt e^{-st} \langle [\hat{\sigma}^x(t) \cos(k\hat{x}(t)), \hat{\sigma}^x \cos(k\hat{x})] \rangle. \quad (\text{S29})$$

Here, we have used the adjoint channel of $\exp(\mathcal{L}_0 t)$ to transform the initial time-independent operators $\hat{\sigma}_x$ and \hat{x} into their time-dependent Heisenberg frame. The time-evolution of $\hat{\sigma}^x$ and \hat{x} governed by \mathcal{L}_0 is given by

$$\hat{\sigma}^x(t) = \hat{\sigma}^x \cos(\omega_0 t) - \hat{\sigma}^y \sin(\omega_0 t) \quad (\text{S30})$$

$$\hat{x}(t) = \hat{x} + \frac{\hat{p}t}{m}. \quad (\text{S31})$$

We can split the expression into the two non-zero commutators

$$B(s) = Ng^2 \int_0^\infty dt e^{-st} \langle [\hat{\sigma}^x(t) \cos(k\hat{x}(t)), \hat{\sigma}^x \cos(k\hat{x})] \rangle \quad (\text{S32})$$

$$= Ng^2 \int_0^\infty dt e^{-st} \langle \hat{\sigma}^x(t) \hat{\sigma}^x [\cos(k\hat{x}(t)), \cos(k\hat{x})] \rangle + Ng^2 \int_0^\infty dt e^{-st} \langle [\hat{\sigma}^x(t), \hat{\sigma}^x] \cos(k\hat{x}) \cos(k\hat{x}(t)) \rangle. \quad (\text{S33})$$

We now calculate the products inside the expectation values

$$\langle \hat{\sigma}^x(t) \hat{\sigma}^x \rangle = \langle (\hat{\sigma}^x \cos(\omega_0 t) - \hat{\sigma}^y \sin(\omega_0 t)) \hat{\sigma}^x \rangle \quad (\text{S34})$$

$$= \cos(\omega_0 t) - i \sin(\omega_0 t) = e^{-i\omega_0 t}, \quad (\text{S35})$$

where we explicitly used that the initial state is in the ground state and $\langle \downarrow | \hat{\sigma}^z | \downarrow \rangle = -1$. For the terms including the position and momentum operators we use the Baker-Campbell-Hausdorff formula to evaluate

$$\cos(k\hat{x}) \cos(k\hat{x}(t)) = \frac{1}{2} \cos\left(\frac{kpt}{m}\right) e^{i\omega_R t}. \quad (\text{S36})$$

Here we have introduced the recoil frequency $\omega_R = (\hbar k^2)/(2m)$. With this we can calculate

$$\langle \cos(k\hat{x}) \cos(k\hat{x}(t)) \rangle = \frac{e^{i\omega_R t}}{2} \int_{-\infty}^{\infty} dp \rho_p \cos\left(\frac{kpt}{m}\right) \quad (\text{S37})$$

$$= \frac{e^{i\omega_R t}}{2} \sqrt{\frac{\beta}{2\pi m}} \int_{-\infty}^{\infty} dp e^{-\beta \frac{p^2}{2m}} \cos\left(\frac{kpt}{m}\right) \quad (\text{S38})$$

$$= \frac{e^{i\omega_R t}}{2} e^{-\frac{t^2}{2t_c^2}} \quad (\text{S39})$$

where we have used that the momentum distribution is a Maxwell-Boltzmann

$$\rho_p = \sqrt{\frac{\beta}{2\pi m}} e^{-\beta \frac{p^2}{2m}}, \quad (\text{S40})$$

and introduced

$$t_c = \sqrt{\frac{m\beta}{k^2}} \equiv \delta_D^{-1}. \quad (\text{S41})$$

Combining the results in Eqs. (S34) and (S39) we can derive an expression for $B(s)$ that reads

$$B(s) = -iNg^2 \int_0^\infty dt e^{-st} e^{-\frac{t^2}{2t_c^2}} \sin([\omega_0 + \omega_R]t). \quad (\text{S42})$$

In order to find the dynamics of the field we need to solve

$$\mathbf{D}(s) \begin{pmatrix} L[\delta\alpha] \\ L[\delta\alpha^*] \end{pmatrix} = \begin{pmatrix} \delta\alpha(0) - iNg \text{Tr}(\hat{\sigma}^x \cos(k\hat{x})(s - \mathcal{L}_0)^{-1} \delta\hat{\rho}(0)) \\ \delta\alpha^*(0) + iNg \text{Tr}(\hat{\sigma}^x \cos(k\hat{x})(s - \mathcal{L}_0)^{-1} \delta\hat{\rho}(0)) \end{pmatrix} \quad (\text{S43})$$

with

$$\mathbf{D}(s) = \begin{pmatrix} A(s) & B(s) \\ B^*(s) & A^*(s) \end{pmatrix}. \quad (\text{S44})$$

Thus the Laplace transform of the field $L[\delta\alpha]$ can be found by inverting the matrix $\mathbf{D}(s)$. The dynamics of the real time $\delta\alpha$ is determined by the poles of $\mathbf{D}^{-1}(s)$ and therefore by the zeros of $D(s) = \det(\mathbf{D}(s))$. To determine the

stability of fluctuations we distinguish two scenarios: if all zeros of $D(s)$ have negative real part then the real-time evolution of $\delta\alpha$ will be damped and thus the initial configuration ρ_0 is stable. If at least one zero of $D(s)$ has positive real part then we expect exponential amplification and fluctuations will grow. In this case the initial state $\hat{\rho}_0$ is unstable. To find the threshold between the two we solve

$$D(0) = 0. \quad (\text{S45})$$

We use now Eq. (S42) and get

$$D(0) = \kappa^2 + \Delta^2 - 2\Delta N g^2 \int_0^\infty dt e^{-\frac{t^2}{2t_c^2}} \sin([\omega_0 + \omega_R]t). \quad (\text{S46})$$

Solving now Eq. (S45) for g we get the critical coupling g_c which is expressed as

$$\Omega_c = \frac{1}{\int_0^\infty dt e^{-\frac{t^2}{2t_c^2}} \sin([\omega_0 + \omega_R]t)}. \quad (\text{S47})$$

This is the expression we outline in the main text, with $\Omega_c = -N g_c^2 \frac{2\Delta}{\kappa^2 + \Delta^2}$.

At last we want to discuss the steps to find the analytical results for the thermal $\delta_D \gg \omega_0 + \omega_R$ and quantum regimes $\omega_0 + \omega_R \gg \delta_D$.

a. Thermal regime For large temperatures (or the limit $\omega_0 \rightarrow 0$), $[\omega_0 + \omega_R]t_c \ll 1$, we have

$$\int_0^\infty dt e^{-\frac{t^2}{2t_c^2}} \sin([\omega_0 + \omega_R]t) = \int_0^\infty dt e^{-\frac{t^2}{2t_c^2}} [\omega_0 + \omega_R]t = [\omega_0 + \omega_R]t_c^2, \quad (\text{S48})$$

and we get

$$N g_c^2 = \frac{\kappa^2 + \Delta^2}{2\Delta} \frac{k^2}{m\beta[\omega_0 + \omega_R]} = \frac{\kappa^2 + \Delta^2}{2\Delta} \frac{2\omega_R}{\hbar\beta[\omega_0 + \omega_R]} \quad (\text{S49})$$

which, for $\omega_0 = 0$, coincides with the classical threshold for self-organization [S4, S5].

b. Quantum regime In the quantum regime, $\delta_D \rightarrow 0$, we have $(\omega_0 + \omega_R)t_c \gg 1$ which reduces our expression to

$$\int_0^\infty dt e^{-\frac{t^2}{2t_c^2}} \sin([\omega_0 + \omega_R]t) \approx \frac{1}{\omega_0 + \omega_R}. \quad (\text{S50})$$

Therefore,

$$N g_c^2 = \frac{\kappa^2 + \Delta^2}{2\Delta} \frac{k^2}{m\beta[\omega_0 + \omega_R]} = \frac{\kappa^2 + \Delta^2}{2\Delta} [\omega_0 + \omega_R] \quad (\text{S51})$$

where we recover the phase transition of spinor self-ordering [S6, S7]. When additionally assuming $\omega_R \ll \omega_0$ we recover the standard result for the Dicke phase transition [S8].

S 3. NUMERICAL SIMULATION OF THE DYNAMICS

In this section we provide additional details to the simulation method.

The simulation method is a combination of discrete truncated Wigner simulation [S9] for the atomic internal degrees of freedom and truncated Wigner for the atomic external degrees of freedom [S10–S12]. The latter assumes that the atomic ensemble is in the semiclassical regime where the momentum recoil is very small compared to the single particle momentum width, $\omega_R \ll \Delta p$. This implies that $\delta_D \gg \omega_R$ which is outside of the validity regime of a generalized Gross Pitaevskii equation that are for instance used for spinor self-ordering [S6]. Our method enables the dynamical analysis of the system using trajectories of the semiclassical fields $a_x \sim (\hat{a} + \hat{a}^\dagger)/2$, $a_p \sim i(\hat{a}^\dagger - \hat{a})/2$ and positions and momenta x_j and p_j . In addition, we sample semiclassical values for the Pauli matrices $s_j^\alpha \sim \hat{\sigma}_j^\alpha$ with $\alpha = x, y, z$.

Their dynamics are coupled by the following stochastic differential equations

$$d_t a_x = \Delta a_p - \kappa a_x + \mathcal{N}_x \quad (\text{S52a})$$

$$d_t a_p = -\Delta a_x - \kappa a_p + NgX + \mathcal{N}_p \quad (\text{S52b})$$

$$d_t s_j^x = -\omega_0 s_j^y \quad (\text{S52c})$$

$$d_t s_j^y = \omega_0 s_j^x - 2g \cos(kx_j) s_j^z a_x \quad (\text{S52d})$$

$$d_t s_j^z = -2g \cos(kx_j) s_j^y a_x \quad (\text{S52e})$$

$$d_t x_j = p_j/m \quad (\text{S52f})$$

$$d_t p_j = 2\hbar kg \sin(kx_j) s_j^x a_x. \quad (\text{S52g})$$

We used $d_t = d/(dt)$, introduced the cavity shot noises \mathcal{N}_x and \mathcal{N}_p that are independent and defined by $\langle \mathcal{N}_x \rangle_{\text{ens}} = 0 = \langle \mathcal{N}_p \rangle_{\text{ens}}$ and $\langle \mathcal{N}_x(t) \mathcal{N}_x(t') \rangle_{\text{ens}} = \kappa \delta(t - t')/2 = \langle \mathcal{N}_p(t) \mathcal{N}_p(t') \rangle_{\text{ens}}$, and $X \sim \hat{X}$ is the spin-self-organization order parameter in this description. We introduced here $\langle \cdot \rangle_{\text{ens}}$ which describes an average over several initializations. In order to describe the initial ground state we sample $s_j^\alpha = \pm 1$ ($\alpha = x, y$) independently and $s_j^z = -1$. The atomic position are chosen randomly and uniformly from $[0, 2\pi/k)$. This choice is justified since the above equations are periodic in space. The momenta are sampled from a Gaussian with zero mean and variance $\langle p^2 \rangle_{\text{ens}} = m/\beta$. To incorporate the initial vacuum fluctuations in the cavity field we sample a_x and a_p from a Gaussian with zero mean and $\langle a_x^2 \rangle_{\text{ens}} = 1/4 = \langle a_p^2 \rangle_{\text{ens}}$. We simulate this set of stochastic differential equations and the described initial conditions with a stability-optimized algorithm that makes explicit use of the fact that the noise terms are additive [S13, S14]. The open-source implementation may be found in [S15].

S 4. EXPERIMENTAL CONSIDERATIONS

In this section, we connect the theoretical model studied in the main text to parameters attainable in the ^{87}Rb experiment in Tübingen [S16]. With recoil frequency $\omega_R = \hbar k^2/2m = 2\pi \times 38$ kHz the assumed thermal Doppler width of $\delta_D = 10\omega_R$ corresponds to a temperature of $T = 9$ μK , which is within the reach of laser cooling. Also, by realizing the ground and excited state of the model Hamiltonian with Zeeman sublevels $m_F = \pm 1$ of the $F = 1$ -manifold of the $5S_{1/2}$ ground state, the transition frequency can be tuned to $\omega_0 = 100\omega_R$ as in Fig. 2 in the main text by a moderate magnetic field of $B = 1.1$ G. Moreover, a rescaled coupling strength of $\Omega = 100\omega_R$ can be obtained with a number of $N = 10\,000$ atoms, a usual laser intensity of $I = 400$ mW/cm², an atomic detuning of $\Delta_a = 2\pi \times 1$ GHz, cavity detuning $\Delta = \kappa$ and a cavity with coupling constant $g_0 = 2\pi \times 500$ kHz and field decay rate $\kappa = 2\pi \times 300$ kHz. Thus, incoherent scattering is with $\gamma_{\text{scatt}} = 2\pi \times 1.4$ kHz negligible compared to all other rates. The corresponding light power leaking out of the cavity for typical values of $X^2 = 0.1$ reported in the main text is $P_{\text{out}} = 6.2$ nW which can be used for detection of the phase transition. We thus conclude that we can implement the theoretical findings in our experiment.

S 5. ADDITIONAL FIGURES

Here we present a few additional figures to highlight the nature of the dynamics of the different observables. In particular, as stated in the main text, we show how the bunching and spin self-organization parameters build up in a different fashion. We see $\langle \mathcal{B} \rangle_{\text{ens}}$ requires longer times to build up coherence across the gas, compared to $\langle X^2 \rangle_{\text{ens}}$.

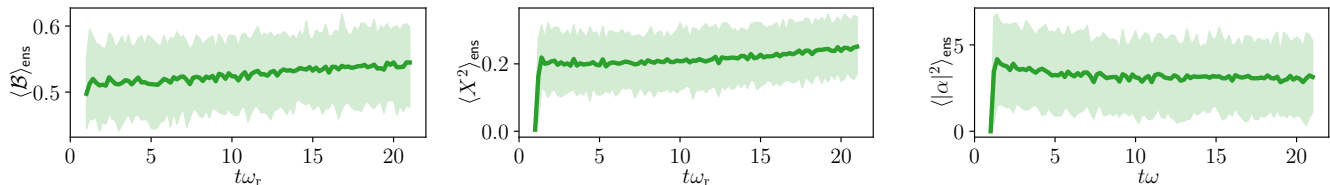


FIG. S1: Dynamics of bunching $\langle \mathcal{B} \rangle_{\text{ens}}$ (left), spin self-organization $\langle X^2 \rangle_{\text{ens}}$ (middle) and cavity occupation $\langle |\alpha|^2 \rangle_{\text{ens}}$ (right) over time in the strongly organized regime evaluated for 100 atoms and averaged over 100 trajectories. The solid line represents the average and the shaded region contains 90% of trajectories.

-
- [S1] F. Dimer, B. Estienne, A. S. Parkins, and H. J. Carmichael, Proposed realization of the dicke-model quantum phase transition in an optical cavity qed system, *Phys. Rev. A* **75**, 013804 (2007).
- [S2] Z. Zhang, C. H. Lee, R. Kumar, K. J. Arnold, S. J. Masson, A. L. Grimsmo, A. S. Parkins, and M. D. Barrett, Dicke-model simulation via cavity-assisted raman transitions, *Phys. Rev. A* **97**, 043858 (2018).
- [S3] M. P. Baden, K. J. Arnold, A. L. Grimsmo, S. Parkins, and M. D. Barrett, Realization of the dicke model using cavity-assisted raman transitions, *Phys. Rev. Lett.* **113**, 020408 (2014).
- [S4] W. Niedenzu, T. Griebner, and H. Ritsch, Kinetic theory of cavity cooling and self-organisation of a cold gas, *Europhysics Letters* **96**, 43001 (2011).
- [S5] S. B. Jäger, S. Schütz, and G. Morigi, Mean-field theory of atomic self-organization in optical cavities, *Phys. Rev. A* **94**, 023807 (2016).
- [S6] F. Mivehvar, F. Piazza, and H. Ritsch, Disorder-driven density and spin self-ordering of a bose-einstein condensate in a cavity, *Phys. Rev. Lett.* **119**, 063602 (2017).
- [S7] R. M. Kroeze, Y. Guo, V. D. Vaidya, J. Keeling, and B. L. Lev, Spinor self-ordering of a quantum gas in a cavity, *Phys. Rev. Lett.* **121**, 163601 (2018).
- [S8] P. Kirton, M. M. Roses, J. Keeling, and E. G. Dalla Torre, Introduction to the dicke model: From equilibrium to nonequilibrium, and vice versa, *Advanced Quantum Technologies* **2**, 1800043 (2019).
- [S9] J. Schachenmayer, C. Genes, E. Tignone, and G. Pupillo, Cavity-enhanced transport of excitons, *Phys. Rev. Lett.* **114**, 196403 (2015).
- [S10] D. Walls and G. J. Milburn, *Quantum Optics* (Springer Berlin, Heidelberg, 2008).
- [S11] P. Domokos, P. Horak, and H. Ritsch, Semiclassical theory of cavity-assisted atom cooling, *Journal of Physics B: Atomic, Molecular and Optical Physics* **34**, 187 (2001).
- [S12] S. Stenholm, The semiclassical theory of laser cooling, *Rev. Mod. Phys.* **58**, 699 (1986).
- [S13] C. Rackauckas and Q. Nie, Adaptive methods for stochastic differential equations via natural embeddings and rejection sampling with memory, *Discrete and Continuous Dynamical Systems - B* **22**, 2731 (2017).
- [S14] C. Rackauckas and Q. Nie, Stability-optimized high order methods and stiffness detection for pathwise stiff stochastic differential equations, 2020 IEEE High Performance Extreme Computing Conference (HPEC) , 1 (2020).
- [S15] M. Nairn, Spinorg (2024), accessed: 2024-07-05.
- [S16] E. Suarez, F. Carollo, I. Lesanovsky, B. Olmos, P. W. Courteille, and S. Slama, Collective atom-cavity coupling and nonlinear dynamics with atoms with multilevel ground states, *Phys. Rev. A* **107**, 023714 (2023).