

N_f -contribution to the virtual correction for electroweak vector boson production at NNLO

Dario Kermanschah,^{a,b} Matilde Vicini^c

^a*Physics Department, Technical University Munich, James-Frank-Strasse 1, 85748 Garching, Germany*

^b*Rudolf Peierls Centre for Theoretical Physics, Oxford University, Clarendon Laboratory, Parks Road, Oxford OX1 3PU, UK*

^c*Institute for Theoretical Physics, ETH Zurich, Wolfgang-Pauli-Strasse 27, 8093 Zürich, Switzerland*

E-mail: d.kermanschah@gmail.com, mvicini@phys.ethz.ch

ABSTRACT: Multi-loop scattering amplitudes are difficult to evaluate due to singularities of the integrals involved, especially with increasing number of loops, external legs, and mass scales. For the first time at two loops, we enable their direct numerical integration by tackling infrared, ultraviolet and threshold singularities simultaneously using local subtractions. We demonstrate the feasibility of our approach by calculating previously unknown perturbative corrections for processes of interest to the Large Hadron Collider.

TUM-HEP-1516/24, OUTP-24-04P

Contents

1	Introduction	2
1.1	Overview	2
2	Framework	6
3	Method	9
3.1	Scattering kinematics and singular surfaces	12
3.1.1	Negative invariants ($p = p_1 - p_S$)	13
3.1.2	$p = p_1$ or $p = p_2$	13
3.1.3	Positive invariants ($p = p_S$)	14
3.2	Construction of IR- and UV- finite amplitudes	15
3.2.1	The one-loop amplitude	15
3.2.2	The N_f -contribution to the two-loop amplitude	16
3.3	Treatment of thresholds	18
3.3.1	Integration of loop energies	18
3.3.2	Subtraction of threshold singularities	19
4	Implementation	25
4.1	Integrand generation	25
4.2	Parametrisation and Monte Carlo integration	27
5	Results	29
6	Conclusion	35
A	Catani finite remainders and integrated counterterms	37
A.1	Catani IR poles	38
A.2	Master integrals	39
B	Two- and three-body phase space parametrisation	40

1 Introduction

The calculation of higher-order perturbative corrections within the Standard Model presents a difficult challenge due to the complexity of the loop integrals involved. These integrals have infrared (IR) and ultraviolet (UV) divergences, which are regularised in $d = 4 - 2\varepsilon$ parametric spacetime dimensions, thus captured as singularities in the dimensional regulator ε . Additionally, the integrands exhibit threshold singularities when intermediate particles become on-shell. These singularities are handled by the $i\epsilon$ causal prescription, which dictates the analytic continuation of the integral.

The evaluation of loop integrals requires specialised techniques, which quickly reach their limitations when the number of loops, external legs, and involved mass scales are increased. In particular, resilient numerical integration methods cannot immediately be applied due to the presence of these analytic regulators. Our paper addresses this challenge for the first time at two loops by subtracting IR, UV and threshold singularities with suitable local counterterms. The resulting hard scattering contributions, which are locally finite in $d = 4$ spacetime dimensions, are evaluated using Monte Carlo methods. As a first application, we target the N_f -contribution to the virtual cross sections at next-to-next-to-leading order (NNLO) in QCD for the production of multiple electroweak vector bosons in proton-proton collisions and present previously unavailable results for up to three massive bosons. These rare processes are relevant for the Large Hadron Collider (LHC), as they have recently become experimentally accessible to ATLAS [1, 2] and CMS [3, 4]. Our calculation demonstrates the feasibility, efficiency and flexibility of this numerical method, building upon the progress made in recent years. Below, in section 1.1, we try to place our method within the broader context of loop calculations.

The rest of the paper is organised as follows. In section 2 we establish the notation for the various components involved in our calculation. Our method is presented in detail in section 3. First, in section 3.1, we discuss the singularity structure of the integrand of the loop amplitude. We then address the treatment of IR and UV, as well as threshold singularities, in sections 3.2 and 3.3, respectively. The integrated counterterms in dimensional regularisation are supplemented in appendix A. The implementation of the method is described in section 4, with further details on phase space integration in appendix B. We present our results for the virtual cross sections in section 5, followed by a summary and outlook in section 6.

1.1 Overview

The High-Luminosity program at the LHC will collect a substantial amount of new data, necessitating precise, percent-level theoretical predictions across a wide range of Standard Model processes to uncover new physics [5–7]. In response, recent years have witnessed remarkable efforts in perturbative calculations that have led to tremendous progress. While next-to-leading-order (NLO) calculations have matured and can now be comfortably performed using public automated tools [8–17], powerful advances have been made in calculations at NNLO and higher. NNLO QCD corrections for $2 \rightarrow 2$ processes have become the state of the art, pushing the frontier to $2 \rightarrow 3$ processes, of which exact cutting-edge

calculations with photons and/or jets in the final state have recently been performed [18–34]. Nonetheless, the availability of multi-scale, multi-loop scattering amplitudes remains a major bottleneck in advancing fixed-order calculations. The many mass scales, especially in the production of electroweak particles, and the large multiplicity of external legs make the calculation of these amplitudes highly technical and computationally expensive, typically tackled on a case-by-case basis. A most recent milestone is the computation of all 5-point master integrals with massless internal propagators and one massive external leg [35, 36].

The latest progress in higher-order calculations was enabled by a better understanding of the function space of loop integrals, as well as the development of new algorithms and optimisations for integral reduction [37–41]. On the other hand, the persistent appearance of new conceptual and computational challenges has given rise to entire programs investigating the mathematical structure of loop integrals and has motivated seeking for alternative approaches to overcome these obstacles. A recurring theme in this direction has been a shift away from symbolic towards numerical integration. This idea is viable because a few digits precision of fixed-order cross section calculations are already sufficient. Moreover, it is particularly promising in overcoming the complexity barrier faced by many methods, as it proves resilient to changes in the number of legs, loops and internal and external masses. Over the last few decades, significant efforts have been dedicated to Feynman-parametric integrals. This progress has been facilitated by sector decomposition within dimensional regularisation [42–44] combined with contour deformation around threshold singularities [45–52]. Several public codes are now available that enable the numerical integration of challenging multi-scale, multi-loop integrals [53–60]. Lately, these techniques were used to calculate two-loop contributions to $t\bar{t}H$ production [61]. An alternative approach leverages the tropical geometric structure of the parametric integrand to achieve highly efficient Monte Carlo integration of quasi-finite integrals [62, 63].

Recently, there has been renewed interest in performing perturbative calculations using direct numerical integration in momentum space. While naturally aligning with Monte Carlo phase space generators, the factorised denominator structure in momentum space representations has also been instrumental in establishing direct connections to on-shell thresholds and local factorisation. Moreover, in contrast to Feynman parametrisation, the number of integrations does not increase with the number of propagators. Additionally, this framework aims to bypass the large systems of integration-by-parts identities involved in integral reduction and the challenges associated with solving master integrals. Ideally, especially for the sake of automation, the integrand undergoes only minimal manipulations in a largely process-generic manner before being numerically integrated over the physical loop and phase space degrees of freedom. However, a good understanding of the divergent regions of the integrands of loop amplitudes in four spacetime dimensions becomes essential. These efforts are therefore connected to the revival of the analytic S-matrix bootstrap program from the 1960s, which explores the analytic structure of scattering amplitudes through the related concepts of cut diagrams, discontinuities and Landau singularities [64–84]. With subsequent numerical integration in mind, an understanding of the local singularity structure restricted to the physical kinematic region may already be sufficient.

A method for perturbative calculations based on numerical integration in momentum space was proposed by Soper over 25 years ago [47, 85–88]. His work introduced many seminal concepts and resulted in a computer program [89] that calculates NLO QCD corrections for $e^+e^- \rightarrow 3$ jets. At the heart of this numerical method lies a local representation of the optical theorem, expressed as a sum of various cuts of Feynman diagrams that contribute to the forward-scattering amplitude. The loop energies are analytically integrated out in order to identify and localise singular surfaces, the integration contour is deformed to regularise threshold singularities according to the $i\epsilon$ causal prescription, UV renormalisation is locally performed, complications related to self-energies were addressed and specialised importance sampling densities were worked out. The final representation exhibits local cancellations of IR singularities due to final-state radiation (FSR) between real and virtual contributions, thereby locally realising the cancellations described by the Kinoshita-Lee-Nauenberg (KLN) theorem [90, 91]. This paradigm, now referred to as local unitarity [92], has recently been extended beyond NLO providing automated local renormalisation and treatment of self-energy corrections [93], and has led to new results for light-by-light scattering [94]. The traction of this approach is further supported by the recent proposal of closely related ideas [95–97]. Other considerations aiming at local IR cancellations among real and virtual contributions, based on mappings between loop and phase space, were investigated in refs. [98–103]. From the outset, remaining open questions were recognised regarding the factorisation associated with initial-state hadrons and practical challenges related to the treatment of threshold singularities. Both of which may potentially be resolved in combination with the following techniques.

A complementary avenue targets the numerical integration of virtual corrections in momentum space, separately from real contributions. In this approach, the IR (and UV) divergent regions must first be subtracted using local counterterms before numerical integration. These counterterms are then analytically integrated in dimensional regularisation and added back. Note that this strategy has already proven effective for the calculation of real corrections. First one-loop subtractions were introduced in ref. [104] and were originally formulated graph-by-graph for each diagram contributing to the amplitude. Later, inspired by the extensive work on IR factorisation [105–120], it was found that local one-loop IR subtractions can be constructed at the amplitude level without referring to individual Feynman diagrams [121, 122]. These subtractions, in combination with a suitable contour deformation around the remaining threshold singularities, enabled first NLO calculations with up to 7 jets in electron-positron annihilation [123, 124]. In this context, two variants of contour deformation were explored, one directly in the four-dimensional loop momentum space [123–126] and one where additional auxiliary Feynman parameters [46, 127] were introduced. However, both variants did not take advantage of the possibility of analytic loop energy integration and the resulting simplified singularity structure. Recently, suitable IR (and UV) counterterms for two-loop amplitudes were formulated, initially on a graph-by-graph basis [128] and later following the local factorisation paradigm for electroweak production in electron-positron [129], quark-antiquark collisions [130], and gluon fusion [131]. This approach pays special attention to ensuring the universality of the counterterms and preserving quadratic propagators. Ref. [132] implemented this approach together

with analytic loop energy integration and subsequent numerical integration using contour deformation of spatial loop momenta for one-loop triphoton production amplitudes. It also presented an alternative construction of IR-finite scalar one-loop integrals.

Representations for loop integrals without explicit loop energy integration originate from old-fashioned perturbation theory of quantum field theory (QFT). This formulation, also known as time-ordered perturbation theory (TOPT) [105, 107, 133, 134], breaks manifest Lorentz covariance and expresses a Feynman diagram as a sum of diagrams with time-ordered vertices. Later, inspired by the Feynman tree theorem, a locally equivalent but algebraically different representation was derived by iteratively integrating out loop energies using the residue theorem. The resulting identity, called loop-tree duality (LTD) [135–141], expresses a graph with loops as a sum of its spanning trees. TOPT and LTD introduce spurious (non-causal) singularities, which prompted the search for alternative representations, referred to as causal LTD [137, 138, 142–150], the cross-free family (CFF) representation [151, 152], and partially time-ordered perturbation theory (PTOPT) [95]. While these representations share similarities with TOPT, they explicitly eliminate spurious singular surfaces. The remaining singular surfaces are precisely the threshold and collinear singularities associated with physical intermediate states.

A deformation of the integration contour of the spatial loop momenta around the threshold singularities was originally proposed in ref. [85] and was reconsidered in the context of LTD at one loop [148, 153] and beyond [132]. However, contour deformations are typically difficult to control and lead to an oscillating integrand, which in turn results in inefficient numerical integration, as illustrated in ref. [154]. Other methods have been explored that set the causal prescription to a small number and use extrapolation [155–158] or other techniques [159, 160]. An alternative approach based on the subtraction of threshold singularities offers a more robust solution, as it inherently produces a flat integrand. While this method was first explored in ref. [161], it did not account for intersecting thresholds. Recently, a new construction was introduced in ref. [162] that effectively handles complicated threshold singularity structures. A consequence of this approach is the explicit separation of dispersive and absorptive parts of loop integrals, where resulting expression for the latter constitutes a local representation of the generalised¹ optical theorem, as explicitly shown at one loop in [162]. This includes an alternative parametrisation of Soper’s original representation – the sum of cuts of forward-scattering diagrams – as a special case.

In this paper, we will combine the aforementioned techniques to push perturbative calculations beyond the current frontier. More precisely, we will use the local IR and UV counterterms of [130], integrate out the loop energies in accordance with the CFF representation [151] and subtract the threshold singularities following the construction in [162]. Our calculation not only provides new results for the production of three massive electroweak bosons at the LHC but also demonstrates the feasibility of this numerical approach in handling IR, UV and threshold singularities simultaneously in challenging two-loop computations.

¹Here, we refer to the optical theorem in a broader context that extends beyond forward-scattering amplitudes, as directly implied by the unitarity of the S-matrix.

2 Framework

We consider the production of N (possibly distinct) electroweak vector bosons in a proton-proton collision in the Standard Model

$$p + p \rightarrow V_1 + \cdots + V_N. \quad (2.1)$$

By p we denote a proton and by V_i any electroweak vector boson, i.e. either a (virtual) photon $\gamma^{(*)}$ or a Z or W^\pm boson. We write the hadronic cross section $\sigma_{pp \rightarrow N \times V}$ in terms of the partonic cross sections $\hat{\sigma}_{ab \rightarrow N \times V}$ using collinear factorisation [119, 163], which holds up to power corrections,

$$d\sigma_{pp \rightarrow N \times V}(s, \mu_F, \mu) = \sum_{a,b} \int dx_1 dx_2 f_a(x_1, \mu_F) f_b(x_2, \mu_F) d\hat{\sigma}_{ab \rightarrow N \times V}(x_1 x_2 s, \mu), \quad (2.2)$$

where s is the squared centre of mass energy of the collision, μ_F and μ are the factorisation and renormalisation scales and $f_{a,b}(x_{1,2}, \mu_F)$ are the parton distribution functions (PDFs) of partons a, b with momentum fraction $x_{1,2}$, respectively. From now on, we will omit the process specification.

We consider QCD corrections to our process of interest and organise the perturbative expansion of the partonic cross section in terms of the renormalised strong coupling $\alpha_s(\mu)$ as

$$d\hat{\sigma} = d\hat{\sigma}_{\text{LO}} + \left(\frac{\alpha_s}{4\pi}\right) d\hat{\sigma}_{\text{NLO}} + \left(\frac{\alpha_s}{4\pi}\right)^2 d\hat{\sigma}_{\text{NNLO}} + \mathcal{O}(\alpha_s^3). \quad (2.3)$$

For the purposes of this paper, we are not interested in the full NNLO correction but only in its N_f -part

$$d\sigma_{\text{NNLO}, N_f} \quad (2.4)$$

defined as the contribution of $d\sigma_{\text{NNLO}}$ proportional to the number of massless quarks N_f . The respective expansion of the hadronic cross section follows analogously to eq. (2.3). Beyond leading order, the cross section receives contributions from real radiation and virtual corrections. We will refer to the latter by $d\sigma^V$. The real radiation contributions will not be considered further in this paper.

The LO, NLO and the NNLO- N_f contributions to the hadronic cross section are initiated through the channel $q + \bar{q} \rightarrow V_1 + \cdots + V_N$ by a quark-antiquark pair² q and \bar{q} . For example, the relevant Feynman diagrams for diphoton production are given in figures 1 and 2. We can explicitly extract the colour structure and denote the UV-renormalised scattering amplitude with fixed helicities h by $\delta_{ij} \overline{M}_h$, where i and j are colour indices. The virtual partonic cross section can then be expressed as

$$d\hat{\sigma}^V = \frac{1}{N_c} \frac{1}{4} \sum_h \left| \overline{M}_h \right|^2 \frac{d\Pi_N}{F}. \quad (2.5)$$

²The quarks can have different flavours if W bosons are produced.

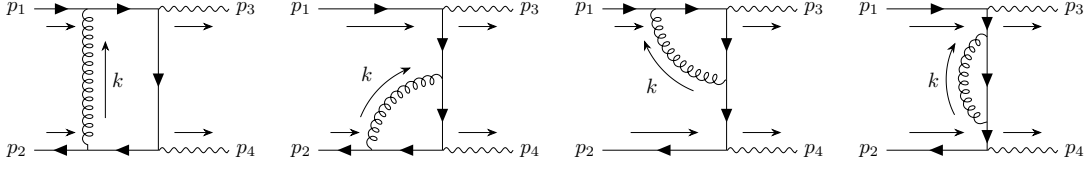


Figure 1: The one-loop Feynman diagrams for $q(p_1)\bar{q}(p_2) \rightarrow \gamma(p_3)\gamma(p_4)$ for one fixed ordering in the final state photons. The momentum labels consistent with the local IR and UV counterterms reported in section 3.2.

Here, $d\Pi_N$ denotes the N -body phase space measure and $F = 4|\vec{p}_a p_b^0 - \vec{p}_b p_a^0| = 2x_1 x_2 s$ is the flux factor, where $p_{a,b}$ are the back-to-back momenta of the two colliding quarks, respectively. The helicities of the final state are summed over and the helicities and colours of the initial state are averaged over.

The UV renormalisation is performed in the modified minimal subtraction scheme ($\overline{\text{MS}}$) in $d = 4 - 2\varepsilon$ spacetime dimensions. The bare coupling α_s^0 satisfies

$$\alpha_s^0 \mu_0^{2\varepsilon} S_\varepsilon = \alpha_s \mu^{2\varepsilon} Z_{\alpha_s}, \quad S_\varepsilon = (4\pi)^\varepsilon e^{-\varepsilon\gamma_E}, \quad (2.6)$$

where μ_0 is the regularisation scale and

$$Z_{\alpha_s} = 1 - \frac{2\beta_0}{\varepsilon} \left(\frac{\alpha_s}{4\pi} \right) + \mathcal{O}(\alpha_s^2), \quad \text{where} \quad \beta_0 = \frac{11C_A - 4N_f T_F}{6} \quad (2.7)$$

is the first coefficient in the QCD beta function. The perturbative expansion of the renormalised amplitude reads

$$\overline{M}(\alpha_s) = \overline{M}^{(0)} + \left(\frac{\alpha_s}{4\pi} \right) \overline{M}^{(1)} + \left(\frac{\alpha_s}{4\pi} \right)^2 \overline{M}^{(2)} + \mathcal{O}(\alpha_s). \quad (2.8)$$

The renormalised amplitude is expressed in terms of the bare amplitude M through $\overline{M}(\alpha_s) = M(\alpha_s^0)$, such that the coefficients in the perturbative expansion are related by

$$\overline{M}^{(0)} = M^{(0)}, \quad \overline{M}^{(1)} = M^{(1)}, \quad \overline{M}^{(2)} = M^{(2)} - \frac{2\beta_0}{\varepsilon} M^{(1)}. \quad (2.9)$$

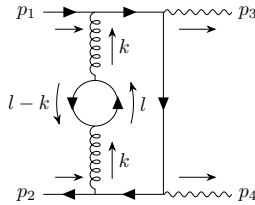


Figure 2: One diagram contributing to the N_f -part of the two-loop amplitude for $q(p_1)\bar{q}(p_2) \rightarrow \gamma(p_3)\gamma(p_4)$. All other diagrams can be constructed from the one-loop amplitude by inserting a fermion bubble into the gluon propagator.

The bare amplitude is an integral over n loop momenta

$$M^{(n)} = \int \left(\prod_{i=1}^n [d^d k_i] \right) \mathcal{M}^{(n)}(\{k_i\}), \quad (2.10)$$

where the loop measure is defined through

$$\mu^{2\epsilon} S_\epsilon^{-1} g_s^2 \frac{d^d k}{(2\pi)^d} = \mu^{2\epsilon} e^{\epsilon \gamma_E} \left(\frac{\alpha_s}{4\pi} \right) \frac{d^d k}{\pi^{d/2}} \equiv \left(\frac{\alpha_s}{4\pi} \right) [d^d k]. \quad (2.11)$$

The two-loop N_f -part we define analogously to eq. (2.4) to be the amplitude contribution proportional to N_f . The virtual partonic cross section has IR singularities, exposed as poles in the dimensional regulator. To define the IR-finite remainder R of the UV-renormalised amplitude, we subtract the Catani poles [106, 164]. The operators for this type of processes were derived in [165]. The IR divergences of the integrated amplitude factorise as $\bar{M} = \mathbf{Z}R$, which upon expansion in α_s and ϵ yields

$$\bar{M}^{(0)} = R^{(0)}, \quad (2.12)$$

$$\bar{M}^{(1)} = R^{(1)} + \mathbf{Z}^{(1)} \bar{M}^{(0)} + \mathcal{O}(\epsilon), \quad (2.13)$$

$$\bar{M}^{(2)} = R^{(2)} + \mathbf{Z}^{(1)} \bar{M}^{(1)} + \mathbf{Z}^{(2)} \bar{M}^{(0)} + \mathcal{O}(\epsilon). \quad (2.14)$$

In appendix A.1, we report the relevant operators $\mathbf{Z}^{(1)}$ and $\mathbf{Z}^{(2, N_f)}$ in the $\overline{\text{MS}}$ factorisation scheme, following the same conventions as ref. [20]. We can infer the finite higher-order contributions to the virtual partonic cross section:

$$d\hat{\sigma}_{\text{NLO}}^{\text{V,CS}} = \frac{1}{N_c} \frac{1}{4} \sum_h 2 \text{Re} \left[\left(R_h^{(0)} \right)^* R_h^{(1)} \right] \frac{d\Pi_N}{F}, \quad (2.15)$$

$$d\hat{\sigma}_{\text{NNLO}, N_f}^{\text{V,CS}} = \frac{1}{N_c} \frac{1}{4} \sum_h 2 \text{Re} \left[\left(R_h^{(0)} \right)^* R_h^{(2, N_f)} \right] \frac{d\Pi_N}{F}. \quad (2.16)$$

The Born contribution is stated for completeness

$$d\hat{\sigma}_{\text{LO}} = \frac{1}{N_c} \frac{1}{4} \sum_h \left| R_h^{(0)} \right|^2 \frac{d\Pi_N}{F}. \quad (2.17)$$

The respective contributions to the virtual hadronic cross section are obtained by the convolution with the PDFs in eq. (2.2).

3 Method

We calculate the NLO and the N_f -part of the NNLO contribution to the virtual (differential) cross section for electroweak vector boson production in proton-proton collisions. Our approach centres around rewriting the cross sections' finite remainders in terms of integrals that can be efficiently numerically integrated using Monte Carlo methods. Since the various contributions involve divergent integrals, we will first perform a variety of analytic manipulations and subtractions at the amplitude level, which expose and locally remove regions in momentum space that produce integral divergences in $d = 4$ spacetime dimensions. In particular, this involves the local subtraction of IR, UV and threshold singularities, as well as the analytic integration over the energy component of the loop momenta.

Our starting points are the one-loop amplitude $M^{(1)}$ and the N_f -part of the two-loop amplitude $M^{(2,N_f)}$ in $d = 4 - 2\varepsilon$ spacetime dimensions. The former is given in terms of Feynman rules and the integrand of the latter we modify according to ref. [129],

$$\mathcal{M}^{(2,N_f)}(k, l) = C \frac{1}{l^2 + i\epsilon} \frac{1}{(l+k)^2 + i\epsilon} \mathcal{M}^{(1)}(k), \quad \text{where} \quad C = iN_f T_F \frac{2(d-2)}{d-1}. \quad (3.1)$$

This equivalent integrand representation³ facilitates the construction of suitable local IR and UV counterterms. The local singularity structure of the one-loop and two-loop N_f -amplitudes are discussed in more detail in section 3.1.

First, as we will show in section 3.2, the IR and UV divergences are locally removed from the amplitude $M^{(n)}$ at the level of the integrand $\mathcal{M}^{(n)}$ by subtracting the counterterms of refs. [129, 130]. This achieves a separation of the form

$$\mathcal{M}^{(n)} = \mathcal{M}_{\text{finite}}^{(n)} + \mathcal{M}_{\text{singular}}^{(n)}. \quad (3.2)$$

This separation is inherently ambiguous because the singular contribution may have a non-zero finite piece. However, this ambiguity corresponds to the choice of a UV renormalisation and a IR factorisation scheme. To facilitate comparisons with existing literature, we convert our finite remainders, $M_{\text{finite}}^{(1)}$ and $M_{\text{finite}}^{(2,N_f)}$, in the scheme defined by our chosen counterterms to the finite remainders in $\overline{\text{MS}}$ via the scheme change:

$$R^{(1)} = M_{\text{finite}}^{(1)} + R_{\text{singular}}^{(1)} \quad (3.3)$$

$$R^{(2,N_f)} = M_{\text{finite}}^{(2,N_f)} + M_{\text{finite}}^{(1)} R_{\text{singular}}^{(1,N_f)} + R_{\text{singular}}^{(2,N_f)}, \quad (3.4)$$

where $R_{\text{singular}}^{(1)}$, $R_{\text{singular}}^{(1,N_f)}$ and $R_{\text{singular}}^{(2,N_f)}$ are finite in $d = 4$ dimensions. In sections 3.2.1 and 3.2.2, we explicitly calculate these contributions in dimensional regularisation.

The remaining hard scattering contributions are the loop integrals

$$M_{\text{finite}}^{(1)} = \int \frac{d^4 k}{\pi^2} \mathcal{M}_{\text{finite}}^{(1)}(k), \quad (3.5)$$

$$M_{\text{finite}}^{(2,N_f)} = \int \frac{d^4 k}{\pi^2} \frac{d^4 l}{\pi^2} \mathcal{M}_{\text{finite}}^{(2,N_f)}(k, l), \quad (3.6)$$

³This representation can be derived by performing a tensor reduction on the fermion bubble, followed by a repeated application of the Ward identity. Alternatively, it can be viewed as the result of introducing a local counterterm that integrates to zero (the original integrand minus the tensor-reduced one).

which we aim to evaluate using numerical methods. Although these integrals are finite in $d = 4$ dimensions by construction, their integrands still suffer from threshold singularities. They are responsible for the amplitudes' absorptive part. Threshold singularities are regularised by the $i\epsilon$ causal prescription, which effectively moves the singularity away from the integration domain. However, this method is unsuitable for Monte Carlo integration and we have to adopt an alternative approach, which we will describe in section 3.3.2.

First, we analytically integrate out the energy components of the loop momenta,

$$\int \left(\prod_{j=1}^n \frac{dk_j^0}{\pi^2} \right) \mathcal{M}_{\text{finite}}^{(n)}(\{k_i\}) = \mathcal{I}_{\text{finite}}^{(n)}(\{\vec{k}_i\}), \quad (3.7)$$

resulting in an expression $\mathcal{I}_{\text{finite}}^{(n)}$ that remains to be integrated over the spatial loop momenta. This procedure exposes the threshold singularities as poles of $\mathcal{I}_{\text{finite}}^{(n)}$ in the integration domain.

Subsequently, these poles are locally removed by subtracting the threshold counterterms of ref. [154, 162]. These counterterms are conveniently constructed such that their dispersive part integrates to zero. Therefore, a local (but not unique) separation of absorptive and dispersive part, denoted by Re and Im, respectively, is achieved at integrand-level:

$$\mathcal{I}_{\text{finite}}^{(n)} = \mathcal{I}_{\text{Re, finite}}^{(n)} + \mathcal{I}_{\text{Im, finite}}^{(n)}. \quad (3.8)$$

The dispersive part of the hard scattering amplitude is then given by the integral

$$\text{Re} \left[M_{\text{finite}}^{(n)} \right] = \int \left(\prod_{j=1}^n d^3 \vec{k}_j \right) \mathcal{I}_{\text{Re, finite}}^{(n)}, \quad (3.9)$$

where the $i\epsilon$ causal prescription can be entirely removed from the integrand prior to integration. The expression for the absorptive part is given in eq. (3.64) but will not be needed for our calculation of the cross section.

Eventually, we can express the virtual cross sections in terms of contributions of different loop multiplicities

$$d\sigma_{\text{NLO}}^{\text{V,CS}} = d\sigma_{\text{NLO}}^{\text{V,(1)}} + d\sigma_{\text{NLO}}^{\text{V,(0)}}, \quad (3.10)$$

$$d\sigma_{\text{NNLO}, N_f}^{\text{V,CS}} = d\sigma_{\text{NNLO}, N_f}^{\text{V,(2)}} + d\sigma_{\text{NNLO}, N_f}^{\text{V,(1)}} + d\sigma_{\text{NNLO}, N_f}^{\text{V,(0)}}. \quad (3.11)$$

Here, $d\sigma_{\text{NLO}}^{\text{V,(1)}}$ and $d\sigma_{\text{NNLO}, N_f}^{\text{V,(2)}}$ represent the hard contributions to the virtual cross section, whereas the remaining terms can be understood as a consequence of a UV renormalisation and IR factorisation scheme change. They are defined as the integrals

$$d\sigma_{\text{NLO}}^{\text{V,(1)}} = 2 \oint dX^{(1)} \left(R^{(0)} \right)^* \mathcal{I}_{\text{Re, finite}}^{(1)}, \quad (3.12)$$

$$d\sigma_{\text{NLO}}^{\text{V,(0)}} = 2 \text{Re} \oint dX^{(0)} \left(R^{(0)} \right)^* R_{\text{singular}}^{(1)}, \quad (3.13)$$

$$d\sigma_{\text{NNLO}, N_f}^{\text{V,(2)}} = 2 \oint dX^{(2)} \left(R^{(0)} \right)^* \mathcal{I}_{\text{Re, finite}}^{(2)}, \quad (3.14)$$

$$d\sigma_{\text{NNLO}, N_f}^{\text{V,(1)}} = R_{\text{singular}}^{(1, N_f)} d\sigma_{\text{NLO}}^{\text{V,(1)}}, \quad (3.15)$$

$$d\sigma_{\text{NNLO}, N_f}^{\text{V,(0)}} = 2 \text{Re} \oint dX^{(0)} \left(R^{(0)} \right)^* R_{\text{singular}}^{(2, N_f)}, \quad (3.16)$$

which can be efficiently numerically integrated using Monte Carlo methods. Observables and phase-space cuts can be accommodated by multiplying the integrands with the appropriate measurement functions. We introduced the short-hand notation

$$\rlap{-}\!\!\!\int dX^{(n)} = \int dx_1 dx_2 \sum_{a,b} f_a(x_1, \mu_F) f_b(x_2, \mu_F) \frac{d\Pi_N}{F} \left(\prod_{j=1}^n d^3\vec{k}_j \right) \frac{1}{N_c} \frac{1}{4} \sum_h \quad (3.17)$$

for the integration over the 2 Bjorken momentum fractions, the sum over partons, the integration over the $(3N - 4)$ -dimensional⁴ N -body phase space and the n 3-dimensional spatial loop momenta, as well as the sum over helicity configurations. The helicities and colours of initial state are averaged over. The dependence of the integrands in eqs. (3.12) to (3.16) on all of the aforementioned integration and summation variables is left implicit. We emphasise that the phase space and loop integrations are simultaneously performed in a single Monte Carlo integration. For completeness, we also define the Born contribution by

$$d\sigma^{\text{LO}} = \rlap{-}\!\!\!\int dX^{(0)} \left| R^{(0)} \right|^2. \quad (3.18)$$

In section 4 we describe how we implemented the above calculations in a computer program. This program was used to approximate the virtual cross sections for $2 \rightarrow 2$ and $2 \rightarrow 3$ processes with massless and massive vector bosons in the final state. Our results are presented in section 5.

⁴If $N = 1$ the phase space dimension is zero.

3.1 Scattering kinematics and singular surfaces

Our process of interest

$$q(p_1) + \bar{q}(p_2) \rightarrow V_1(q_1) + \cdots + V_N(q_N) \quad (3.19)$$

imposes the on-shell conditions $p_1^2 = p_2^2 = 0$ and $q_i^2 = m_i^2 \geq 0$. Moreover, we define

$$p_S = \sum_{i \in S} q_i \quad (3.20)$$

for all non-empty, $S \neq \emptyset$, proper subsets $S \subsetneq \{1, \dots, N\}$, to distinguish between positive and negative invariants $p_S^2 \geq 0$ and $(p_1 - p_S)^2 \leq 0$, respectively.

The singularities of loop integrands are dictated by unitarity and causality and can easily be inferred from the Cutkosky cuts of the amplitude⁵. In the one-loop amplitude the singularities lie on surfaces of the form

$$t_1 \equiv |\vec{k}| + |\vec{k} - \vec{p}| - |p^0| = 0, \quad (3.21)$$

where p can represent various linear combinations of external momenta, as we will discuss below. In the N_f -part of the two-loop amplitude we additionally find the surface

$$t_2 \equiv |\vec{l}| + |\vec{l} + \vec{k}| + |\vec{k} - \vec{p}| - |p^0| = 0. \quad (3.22)$$

The conditions t_1 and t_2 are a consequence of energy conservation of two and three on-shell loop momenta, respectively, along with a total momentum p . Causality aligns the energy flow and thereby fixes the signs of the on-shell energies of the (massless) momenta propagating in the loop. The conservation of the total spatial momentum is automatically satisfied by the loop momentum routing. Therefore, eqs. (3.21) and (3.22) are characteristic

⁵The singular surfaces can be deduced from the denominator structure of the contributing Feynman diagrams. In particular, they become manifest after the energy component of the loop momenta has been integrated out, such as in the (causal) LTD, CFF, or TOPT representations. However, the considerations presented in this section do not rely on a particular representation.

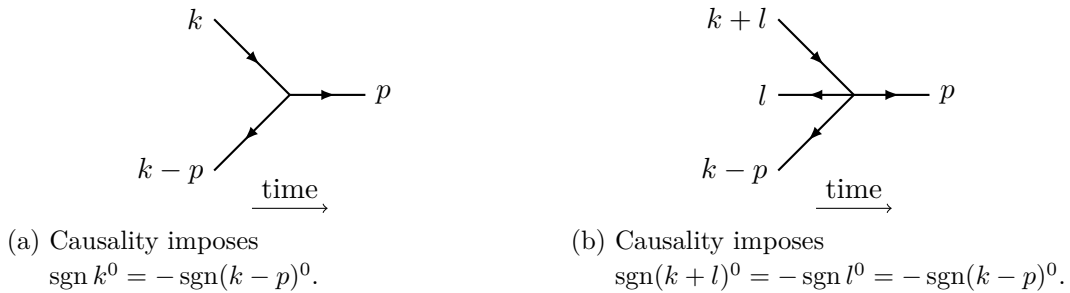


Figure 3: Diagrammatic representation of momentum conservation in one- and two-loop diagrams. On-shell momenta must satisfy the respective conditions in eqs. (3.21) and (3.22), for the specified (or equivalently reversed) time direction.

of the two- and three-body phase space and graphically depicted in figure 3a and 3b, respectively.

The solutions of $t \in \{t_1, t_2\}$ is referred to as a pinch surface if $p^2 = 0$ and as a threshold singularity if $p^2 > 0$. While threshold singularities are regularised by shifting poles away from the integration contour using the $i\epsilon$ causal prescription, pinch surfaces are not. This is because, as $\epsilon \rightarrow 0$, two poles pinch the contour, forcing it to pass through a non-integrable singularity. If $p^2 < 0$ the equation $t = 0$ does not have solutions for real momenta and therefore does not describe singularities in the integration domain.

For our purposes, we differentiate between three situations, which we discuss below.

3.1.1 Negative invariants ($p = p_1 - p_S$)

If $p^2 < 0$, the surfaces t_1 and t_2 do not have solutions. They become pinch surfaces when $p^2 = 0$, requiring all q_i for $i \in S$ to be lightlike and collinear to p_1 . However, transverse momentum and/or rapidity cuts within the phase space exclude these configurations, ensuring that the pinch surface is never reached.

3.1.2 $p = p_1$ or $p = p_2$

In this case $p^2 = 0$ and the equations t_1 and t_2 describe pinch surfaces.

The surface t_1 is parameterised by the lightlike collinear (and soft) loop configurations $k = xp$, where $x \in [0, 1]$ is a momentum fraction of p . By writing $\vec{k} \rightarrow x\vec{p} + \delta\vec{k}_\perp$, we find that in the collinear limit the one-dimensional surface vanishes quadratically in the two transverse directions \vec{k}_\perp , such that the integrand of the one-loop amplitude scales as

$$\frac{d^3\vec{k}}{t_1} \sim \frac{\delta^2}{\delta^2} = \delta^0 \quad (3.23)$$

and therefore develops a logarithmic divergence.

The surface t_2 is parameterised by lightlike (anti-)collinear loop momenta, denoted as $k = x_1p$ and $l = -x_2p$, where $x_{1,2} \in [0, 1]$ are positive momentum fractions that satisfy $x_1 \geq x_2$. In the six-dimensional integration domain of the two-loop amplitude, t_2 is therefore a two-dimensional slice within the larger four-dimensional one-loop pinch surface t_1 , which only constrains k to be a momentum fraction of p , while l can be any on-shell vector. In the (double) collinear limit, $\vec{k} \rightarrow x_1\vec{p} + \delta\vec{k}_\perp$, $\vec{l} \rightarrow -x_2\vec{p} + \delta\vec{l}_\perp$, both t_2 and t_1 vanish quadratically in the four transverse directions:

$$\frac{d^3\vec{k}d^3\vec{l}}{t_1t_2} \sim \frac{\delta^4}{\delta^2\delta^2} = \delta^0, \quad (3.24)$$

leading to a logarithmic divergence.

To obtain the correct scaling at the soft endpoints, one must account for the overlaps of pinch surfaces, which can vanish along with on-shell energies. By employing the power counting procedure of refs. [117–119, 128–130], we can identify that the soft configurations $k = 0$ and $l = 0$ also lead to logarithmic divergences at one loop and in our representation of the two-loop N_f -part. Both the collinear and soft divergences will be locally removed using the IR counterterms specified in section 3.2.

3.1.3 Positive invariants ($p = p_S$)

If $p^2 > 0$, the surface t_1 describes a threshold singularity and is regularised by the $i\epsilon$ causal prescription. To eventually enable numerical integration, we will instead subtract the singularity with the threshold counterterms described in section 3.3.2.

If $p^2 = 0$, all q_i for $i \in S$ must be collinear to a common lightlike direction k . In this case, t_1 describes a pinch surface. The loop momenta l and $l - p$ then have to be collinear and anti-collinear to the same direction k , respectively. They can be parameterised as $l = xk$, $l - p = -yk$ and $q_i = x_i k$ for some positive momentum fractions $x, y, x_i > 0$ that satisfy $\sum_{i \in S} x_i = x + y$. However, for this collinear configuration, the numerator contains

$$\not{k} \not{\epsilon}_i^* \not{k} = -\not{\epsilon}_i^* k^2 + 2(\epsilon_i^* \cdot k) \not{k} \quad (3.25)$$

which vanishes for physical (transverse) polarisation vectors $\epsilon_i^* \equiv \epsilon_i^*(q_i)$,

$$\epsilon_i^* \cdot q_i = \epsilon_i^* \cdot k = 0, \quad (3.26)$$

thereby preventing the amplitude from exhibiting an IR divergence.

Note that the momentum p in the surface t_2 cannot be timelike. Consequently, the threshold singularities of the two-loop N_f -contribution are the same as those already encountered at one loop and are described by t_1 .

3.2 Construction of IR- and UV- finite amplitudes

In this section, we follow the procedure of refs. [129, 130] to locally remove the IR and UV singularities from the one-loop and the two-loop N_f amplitude. The approach achieves a separation of the amplitude at the level of the integrand into a finite and a divergent part in $d = 4$ spacetime dimensions

$$\mathcal{M}^{(n)} = \mathcal{M}_{\text{finite}}^{(n)} + \mathcal{M}_{\text{singular}}^{(n)}. \quad (3.27)$$

For completeness we report the necessary details in sections 3.2.1 and 3.2.2, respectively.

3.2.1 The one-loop amplitude

The IR and UV divergences of the one-loop amplitude are locally removed by introducing suitable counterterms for the respective singularities. More precisely, the full counterterm can be expressed as

$$\mathcal{M}_{\text{singular}}^{(1)} = \mathcal{R}_{\text{IR}}\mathcal{M}^{(1)} + \mathcal{R}_{\text{UV}}\mathcal{M}^{(1)} - \mathcal{R}_{\text{UV}}\mathcal{R}_{\text{IR}}\mathcal{M}^{(1)}, \quad (3.28)$$

where $\mathcal{R}_{\text{IR}}\mathcal{M}^{(1)}$ and $\mathcal{R}_{\text{UV}}\mathcal{M}^{(1)}$ have the same local IR and UV behaviour as $\mathcal{M}^{(1)}$, respectively, and $\mathcal{R}_{\text{UV}}\mathcal{R}_{\text{IR}}\mathcal{M}^{(1)}$ removes the UV divergences introduced by the IR counterterm $\mathcal{R}_{\text{IR}}\mathcal{M}^{(1)}$.

The infrared counterterm corresponds to a form factor triangle diagram and reads

$$\mathcal{R}_{\text{IR}}\mathcal{M}^{(1)} = \mathcal{F}^{(1)}[\mathbf{P}_1 \widetilde{\mathcal{M}}^{(0)} \mathbf{P}_1] = -iC_F \frac{\bar{v}(p_2)\gamma^\mu(\not{k} - \not{p}_2) \left[\mathbf{P}_1 \widetilde{\mathcal{M}}^{(0)} \mathbf{P}_1 \right] (\not{p}_1 + \not{k})\gamma_\mu u(p_1)}{k^2(k - p_2)^2(k + p_1)^2}, \quad (3.29)$$

where

$$\mathbf{P}_1 = \frac{\not{p}_1 \not{p}_2}{2p_1 \cdot p_2} \quad (3.30)$$

is a projector and $\widetilde{\mathcal{M}}^{(0)}$ is defined through the tree-level amplitude via

$$\mathcal{M}^{(0)} = \bar{v}(p_2)\widetilde{\mathcal{M}}^{(0)}u(p_1). \quad (3.31)$$

Note the above IR counterterm has an s -channel threshold singularity for $s = 2p_1 \cdot p_2 > 0$, which will have to be addressed before numerical integration.

Its corresponding UV counterterm is

$$\mathcal{R}_{\text{UV}}\mathcal{R}_{\text{IR}}\mathcal{M}^{(1)}(k) = -iC_F \frac{\bar{v}(p_2)\gamma^\mu \not{k} \left[\mathbf{P}_1 \widetilde{\mathcal{M}}^{(0)} \mathbf{P}_1 \right] \not{k}\gamma_\mu u(p_1)}{(k^2 - M^2)^3}, \quad (3.32)$$

where an extra mass parameter M is introduced to avoid originating additional IR singularities while retaining the leading $k \rightarrow \infty$ behaviour of eq. (3.29). The UV mass M can be considered a renormalisation scale, whose dependence will be replaced by μ once combined with the integrated counterterms – a change in the UV-renormalisation scheme.

The UV divergences of the one-loop amplitude either arise from the subamplitudes with a vertex $\mathcal{M}_{\text{vertex}}^{(1)}$ or a quark self-energy correction $\mathcal{M}_{\text{self-energy}}^{(1)}$:

$$\mathcal{R}_{\text{UV}}\mathcal{M}^{(1)} = \mathcal{R}_{\text{UV}}\mathcal{M}_{\text{vertex}}^{(1)} + \mathcal{R}_{\text{UV}}\mathcal{M}_{\text{self-energy}}^{(1)}. \quad (3.33)$$

The counterterm $\mathcal{R}_{\text{UV}}\mathcal{M}_{\text{vertex}}^{(1)}$ is constructed by replacing the vertex correction

$$g_0 \Gamma^{(1),\nu}(p, q, k) = -g_0 g_{0,s}^2 C_F \frac{\gamma^\mu (\not{p} - \not{q} + \not{k}) V^\nu (\not{p} + \not{k}) \gamma_\mu}{(p - q + k)^2 (p + k)^2 k^2}, \quad (3.34)$$

in each Feynman diagram with

$$\mathcal{R}_{\text{UV}}[g \Gamma^{(1),\nu}(p, q, k)] = -g_0 g_{0,s}^2 C_F \frac{\gamma^\mu \not{k} V^\nu \not{k} \gamma_\mu}{(k^2 - M^2)^3}, \quad (3.35)$$

where $g_0 V^\nu = Q e_0 \gamma^\nu$ or $g_0 V^\nu = e_0 (v \gamma^\nu - a \gamma^\nu \gamma^5)$ depending on the external gauge boson and the quark flavour. Similarly, in order to construct $\mathcal{R}_{\text{UV}}\mathcal{M}_{\text{self-energy}}^{(1)}$, we replace the self-energy correction

$$\Pi^{(1)}(p, k) = -g_{0,s}^2 C_F \frac{\gamma^\mu (\not{p} + \not{k}) \gamma_\mu}{(p + k)^2 k^2}, \quad (3.36)$$

with its corresponding UV counterterm from ref. [130]

$$\mathcal{R}_{\text{UV}}[\Pi^{(1)}(p, k)] = -g_{0,s}^2 C_F \left(\frac{\gamma^\mu (\not{p} + \not{k}) \gamma_\mu}{(k^2 - M^2)^2} - 2k \cdot p \frac{\gamma^\mu \not{k} \gamma_\mu}{(k^2 - M^2)^3} \right). \quad (3.37)$$

Note that the above UV counterterms do not introduce additional threshold singularities.

Finally, the finite remainder of the one-loop amplitude reads

$$R^{(1)} = M_{\text{finite}}^{(1)} + R_{\text{singular}}^{(1)}, \quad (3.38)$$

where

$$R_{\text{singular}}^{(1)} = M_{\text{singular}}^{(1)} - \mathbf{Z}^{(1)} M^{(0)} + \mathcal{O}(\varepsilon) \quad (3.39)$$

is given explicitly in appendix A.

3.2.2 The N_f -contribution to the two-loop amplitude

The local IR and UV counterterms for the two-loop N_f -amplitude of eq. (3.1) were devised in ref. [129]. A separation of the two-loop N_f integrand into finite and singular parts, as in eq. (3.27), is then achieved by

$$\mathcal{M}_{\text{finite}}^{(2,N_f)}(k, l) = C \left(\frac{1}{l^2(l+k)^2} - \frac{1}{(l^2 - M^2)^2} \right) \mathcal{M}_{\text{finite}}^{(1)}(k), \quad (3.40)$$

and

$$\mathcal{M}_{\text{singular}}^{(2,N_f)}(k, l) = C \left(\frac{\mathcal{M}_{\text{singular}}^{(1)}(k)}{l^2(l+k)^2} + \frac{\mathcal{M}_{\text{finite}}^{(1)}(k)}{(l^2 - M^2)^2} \right). \quad (3.41)$$

To evaluate the Catani finite remainder, we follow the same procedure as was used in ref. [166] for the corresponding QED correction. The calculation is more subtle than at one loop, as it mixes one- and two-loop contributions. The finite remainder reads

$$R^{(2,N_f)} = M^{(2,N_f)} - \frac{2\beta_0^{(N_f)}}{\varepsilon} M^{(1)} - \mathbf{Z}^{(2,N_f)} M^{(0)} + \mathcal{O}(\varepsilon) \quad (3.42)$$

$$= M_{\text{finite}}^{(2,N_f)} + M_{\text{singular}}^{(2,N_f)} - \frac{2\beta_0^{(N_f)}}{\varepsilon} \left(M_{\text{finite}}^{(1)} + M_{\text{singular}}^{(1)} \right) - \mathbf{Z}^{(2,N_f)} M^{(0)} + \mathcal{O}(\varepsilon), \quad (3.43)$$

where we used that $\mathbf{Z}^{(1)}$ is independent of N_f and $\beta_0^{(N_f)}$ is the N_f -part of β_0 ,

$$\beta_0^{(N_f)} = -\frac{2}{3} N_f T_F. \quad (3.44)$$

Using the counterterm in eq. (3.41), the finite remainder of the N_f part of the two-loop amplitude can be expressed as

$$R^{(2,N_f)} = M_{\text{finite}}^{(2,N_f)} + M_{\text{finite}}^{(1)} R_{\text{singular}}^{(1,N_f)} + R_{\text{singular}}^{(2,N_f)}, \quad (3.45)$$

where the coefficients are computed analytically in $d = 4 - 2\varepsilon$ dimensions and read

$$R_{\text{singular}}^{(1,N_f)} = -\frac{2\beta_0^{(N_f)}}{\varepsilon} + C \int [d^d l] \frac{1}{(l^2 - M^2)^2} + \mathcal{O}(\varepsilon) = \frac{4}{9} N_f T_F \left(1 - 3 \log \left(\frac{\mu^2}{M^2} \right) \right), \quad (3.46)$$

$$R_{\text{singular}}^{(2,N_f)} = -\frac{2\beta_0^{(N_f)}}{\varepsilon} M_{\text{singular}}^{(1)} + C \int [d^d k] [d^d l] \frac{\mathcal{M}_{\text{singular}}^{(1)}(k)}{l^2(l+k)^2} - \mathbf{Z}^{(2,N_f)} M^{(0)} + \mathcal{O}(\varepsilon). \quad (3.47)$$

The integrated expression for $R_{\text{singular}}^{(2,N_f)}$ is given explicitly in appendix A. We emphasise that contributions of order $\mathcal{O}(\varepsilon)$ of $M_{\text{finite}}^{(1)}$, whose calculation would be tedious and cumbersome especially if γ^5 is present, are not needed in eq. (3.45), since the corresponding coefficient $R_{\text{singular}}^{(1,N_f)}$ is finite.

3.3 Treatment of thresholds

Although the amplitude $M_{\text{finite}}^{(n)}$ is UV- and IR-finite by construction, it is still challenging to evaluate using Monte Carlo numerical integration. This is because it relies on the $i\epsilon$ causal prescription of the propagators to be well-defined. Without it, the on-shell poles of the integrand $\mathcal{M}_{\text{finite}}^{(n)}$ fall within the integration domain. While the $i\epsilon$ causal prescription formally regularises the integral, it is not suitable for numerical integration. In this section, we explain how we construct an integrand representation that is appropriate for Monte Carlo integration.

3.3.1 Integration of loop energies

First, we focus on the two poles implied by each (inverse) propagator

$$D_i = l_i^2 - m_i^2 + i\epsilon = (l_i^0 - E_i)(l_i^0 + E_i), \quad (3.48)$$

which occur at positive and negative on-shell energies. According to the residue theorem, we can explicitly get rid of them by analytically integrating out the energy component of the loop momenta:

$$\int \left(\prod_{j=1}^n \frac{dk_j^0}{\pi^2} \right) \mathcal{M}_{\text{finite}}^{(n)}(\{k_i\}) = \mathcal{I}^{(n)}(\{\vec{k}_i\}). \quad (3.49)$$

The resulting integrand over the spatial loop momenta $\mathcal{I}^{(n)}$ is a rational function of the on-shell energies and can be written in various algebraic forms. These different, yet locally identical, expressions include the LTD [135, 141], CFF [151], and TOPT [105, 107, 133, 134] representations. Below, we address their respective advantages.

The LTD representation is the most compact of the three. Diagrammatically, it relates a loop graph to the sum of all its spanning trees, where the momenta flowing through the remaining (cut) edges are on-shell. However, the expression has spurious singularities, which lead to large local cancellations among the summands and consequently impair the stability of the numerical evaluation. Moreover, the construction of the LTD expression in the presence of raised propagators becomes cumbersome as it involves taking derivatives. Nonetheless, for our purposes, the LTD representation serves as a convenient intermediate expression. More explicitly, the phase space residues, introduced in section 3.3.2, are in a more compact form when derived from LTD rather than CFF or TOPT. Moreover, their interpretation as interferences of tree diagrams becomes manifest.

The CFF and TOPT expressions share many similarities. In particular, their construction is unaffected by the presence of raised propagators and the numerators of the individual terms take the same form. The CFF expression distinguishes itself from TOPT and LTD through its absence of spurious singularities, making its evaluation more numerically stable. This advantage of CFF, despite typically involving more terms, makes it our preferred representation for numerical evaluation.

3.3.2 Subtraction of threshold singularities

After analytic integration over the loop energies, the finite amplitude is expressed as an integral over spatial loop momenta. The integrand $\mathcal{I}^{(n)}$, defined in eq. (3.49), still has poles for loop momentum configurations, where $n + 1$ propagators go on-shell. Those poles are precisely the threshold singularities that are responsible for the absorptive part of the amplitude. Their existence depends on the external momentum configuration and internal masses. In section 3.1 we already discussed the thresholds of the one-loop and the two-loop N_f -contributions. Following the procedure outlined in ref. [162], we will locally eliminate these threshold singularities and thereby separate dispersive and absorptive part of the amplitude into two distinct integral representations. We can safely remove the $i\epsilon$ causal prescription from both integrals and efficiently calculate them using Monte Carlo numerical integration. We stress that for our purposes we can ignore the absorptive part of the amplitude as it does not contribute to the cross section.

We intend to locally subtract the threshold singularities of the amplitude using suitable counterterms. We first express the integrand $\mathcal{I}^{(n)}$ in hyperspherical coordinates $(\vec{k}_1, \dots, \vec{k}_n) = \vec{k} = r\hat{\mathbf{k}}$ and expand it in the vicinity of a single threshold singularity t

$$\mathcal{I}(r\hat{\mathbf{k}}) = \frac{1}{r^{3n-1}} \frac{\text{Res} \left[r^{3n-1} \mathcal{I}, r = r_t(\hat{\mathbf{k}}) \right]}{r - r_t(\hat{\mathbf{k}})} + \mathcal{O} \left((r - r_t(\hat{\mathbf{k}}))^0 \right), \quad (3.50)$$

where $r_t(\hat{\mathbf{k}})$ parameterises the threshold singularity for any unit direction $\hat{\mathbf{k}}$, defined implicitly through the on-shell condition

$$t(r_t(\hat{\mathbf{k}})\hat{\mathbf{k}}) = 0. \quad (3.51)$$

Any valid threshold counterterm has to subtract the leading term in the above expansion.

Our parametrisation is characterised by the origin of the spherical coordinates system, which we call the source \vec{s} . It plays a crucial role for two main reasons:

1. We demand the source to lie within the threshold, $t(\vec{s}) < 0$. If it does not, the residue in eq. (3.50) will have undesirable integrable singularities at the tangents of the surface $t(\vec{k}) = 0$ through the source.
2. The source is also constrained by the intersections of thresholds. At these intersections, the expansion in eq. (3.50) generally⁶ has to be modified to include higher-order poles. To correctly subtract these poles, the intersecting thresholds must be parameterised with respect to the same source.

Consequently, the source must lie inside all intersecting thresholds simultaneously⁷. If this is not possible, one may resort to a multi-channelling procedure, where the integrand is

⁶ At an intersection $\vec{k}_* = r_*\hat{\mathbf{k}}_*$ of two thresholds t_1 and t_2 , along some direction $\hat{\mathbf{k}}_*$ where $t_1(\vec{k}_*) = t_2(\vec{k}_*) = 0$, the integrand has higher-order poles at $r = r_*$ if $\mathcal{I} \propto (t_1 t_2)^{-1}$ but not if $\mathcal{I} \propto t_1^{-1} + t_2^{-1}$.

⁷This requirement is related to the construction of the contour deformation of ref. [132], where the overlaps of all ellipsoids are identified algorithmically.

partitioned into channels, as

$$\mathcal{I} = \sum_{c \in C} m_c \mathcal{I}, \quad \text{where} \quad \sum_{c \in C} m_c = 1. \quad (3.52)$$

The channels must be constructed in such a way that a single source \vec{s}_c can be identified for each channel $m_c \mathcal{I}$. In the following, we will investigate the thresholds and their overlap structure for our process of interest.

First, we split the finite amplitude into partial amplitudes $M_{\text{finite}}^{(n,\sigma)}$, whose external bosons are attached in a fixed order σ , as

$$M_{\text{finite}}^{(n)} = \sum_{\sigma \in S_N} M_{\text{finite}}^{(n,\sigma)}, \quad (3.53)$$

where S_N is the set of all permutations of N external bosons. Note that according to the counterterms in section 3.2, the partial amplitudes $M_{\text{finite}}^{(n,\sigma)}$ are individually IR- and UV-finite. We can therefore consider them separately.

The partial amplitudes $M_{\text{finite}}^{(1,\sigma)}$ and $M_{\text{finite}}^{(2,N_f,\sigma)}$ at one loop and for the N_f -part at two loops, respectively, have

$$\binom{N+1}{2} - N_0 \quad (3.54)$$

thresholds, where N_0 external vector bosons are massless and $N - N_0$ are massive. In table 1, we explicitly list the thresholds that appear in their respective integrands $\mathcal{I}^{(1,\sigma)}$ and $\mathcal{I}^{(2,N_f,\sigma)}$ with two and three external vector bosons. The corresponding Cutkosky cuts

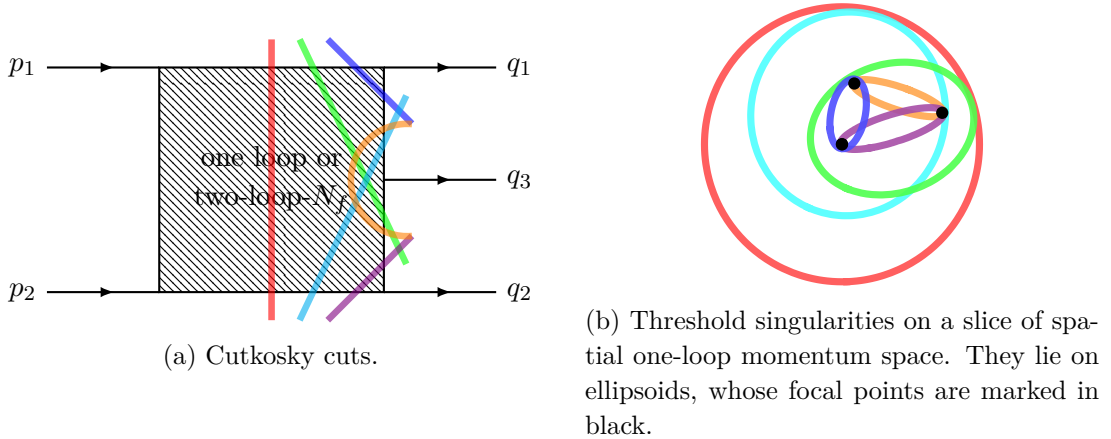


Figure 4: Thresholds of the one-loop and the N_f -part of the two-loop partial amplitude for $q(p_1)\bar{q}(p_2) \rightarrow V(q_1)V(q_3)V(q_2)$, where the massive electroweak vector bosons V are attached in the depicted order. With matching colours we highlight in (a) the Cutkosky cuts, in (b) the singular surfaces for one particular configuration in phase space in the COM frame with example external boson masses $m_{\{1,2,3\}} = \hat{E}_{\text{CM}}/\{8, 10, 12\}$, and in eqs. (3.55) to (3.60) their respective definitions.

Process (fixed ordering cf. 4a)	Thresholds T	Channels C in COM frame ($\vec{p}_1 = -\vec{p}_2$)	
		Groups T_c	Source \vec{s}_c
$q(p_1)\bar{q}(p_2) \rightarrow \gamma(q_1)\gamma(q_2)$	$\{\textcolor{red}{t}_{s_{12}}\}$	T	\vec{p}_2
$q(p_1)\bar{q}(p_2) \rightarrow V(q_1)V(q_2)$	$\{\textcolor{red}{t}_{s_{12}}, \textcolor{blue}{t}_{s_1}, \textcolor{violet}{t}_{s_2}\}$	T	\vec{p}_2
$q(p_1)\bar{q}(p_2) \rightarrow \gamma(q_1)\gamma(q_3)\gamma(q_2)$	$\{\textcolor{red}{t}_{s_{12}}, \textcolor{green}{t}_{s_{13}}, \textcolor{blue}{t}_{s_{23}}\}$	T	\vec{p}_2
$q(p_1)\bar{q}(p_2) \rightarrow V(q_1)V(q_3)V(q_2)$	$\{\textcolor{red}{t}_{s_{12}}, \textcolor{green}{t}_{s_{13}}, \textcolor{blue}{t}_{s_{23}}, \textcolor{blue}{t}_{s_1}, \textcolor{orange}{t}_{s_3}, \textcolor{violet}{t}_{s_2}\}$	$\{\textcolor{blue}{t}_{s_1}, \textcolor{orange}{t}_{s_3}\}$	$-\vec{p}_1 + \vec{q}_1$
		$\{\textcolor{orange}{t}_{s_3}, \textcolor{violet}{t}_{s_2}\}$	$\vec{p}_2 - \vec{q}_2$
		$\{\textcolor{red}{t}_{s_{12}}, \textcolor{green}{t}_{s_{13}}, \textcolor{blue}{t}_{s_{23}}, \textcolor{blue}{t}_{s_1}, \textcolor{violet}{t}_{s_2}\}$	\vec{p}_2

Table 1: The channels and their respective parametrisations according to the thresholds present in the one-loop and the two-loop- N_f contributions to the $2 \rightarrow 2$ and $2 \rightarrow 3$ processes. By V we denote any massive vector boson.

for the $2 \rightarrow 3$ process are illustrated in figure 4a. The threshold singularities are defined as

$$\textcolor{red}{t}_{s_{12}} = E_1 + E_2 - (p_1^0 + p_2^0), \quad (3.55)$$

$$\textcolor{green}{t}_{s_{13}} = E_1 + E_4 - (q_1^0 + q_3^0), \quad (3.56)$$

$$\textcolor{blue}{t}_{s_{23}} = E_2 + E_3 - (q_2^0 + q_3^0), \quad (3.57)$$

$$\textcolor{blue}{t}_{s_1} = E_1 + E_3 - q_1^0, \quad (3.58)$$

$$\textcolor{orange}{t}_{s_3} = E_3 + E_4 - q_3^0, \quad (3.59)$$

$$\textcolor{violet}{t}_{s_2} = E_2 + E_4 - q_2^0, \quad (3.60)$$

where we choose the momentum routing such that the on-shell energies are

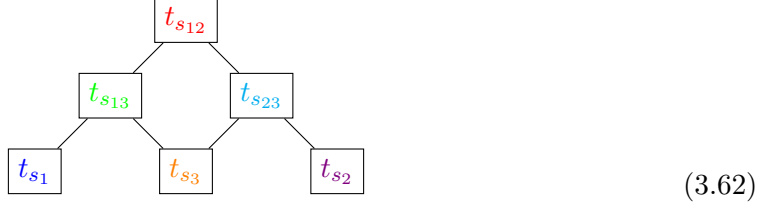
$$E_1 = |\vec{k} + \vec{p}_1|, \quad E_2 = |\vec{k} - \vec{p}_2|, \quad E_3 = |\vec{k} + \vec{p}_1 - \vec{q}_1|, \quad E_4 = |\vec{k} - \vec{p}_2 + \vec{q}_2|. \quad (3.61)$$

While in the $2 \rightarrow 3$ process with massive external bosons all of the above thresholds exist, the surfaces involving q_3 drop out in the $2 \rightarrow 2$ process. Moreover, the surface t_{s_i} only exists if $q_i^2 = m_i^2 > 0$.

The threshold singularities $t(\vec{k}) = 0$ describe rotational ellipsoids in spatial loop momentum space of \vec{k} . For a single ellipsoid, a natural choice for the source \vec{s} may be one of the two focal points, i.e. $\vec{k} = 0$ and $\vec{k} = -\vec{p}$ for the ellipsoid $|\vec{k} + \vec{p}| + |\vec{k}| - p^0 = 0$.

Moreover, the source must lie within the overlaps of intersecting ellipsoids. Note that thresholds change their shape and their intersections can generally move and can possibly disappear under Lorentz transformations. However, the presence of those intersections that result in higher-order poles (see footnote 6) is a Lorentz invariant property. These intersections are constrained by the scattering kinematics. A hierarchy becomes apparent

if we arrange them in a diagram



where the parent and child nodes P and C satisfy $P \leq C$, as a consequence of the triangle inequality. Therefore, the ellipsoid $C = 0$ is contained within the ellipsoid $P = 0$. Due to this hierarchy, it is sufficient to understand the overlaps of the smallest ellipsoids, which we will address next.

In the centre-of-mass (COM) frame, where $p_1 + p_2$ is at rest, the two focal points at $\vec{k} = -\vec{p}_1$ and $\vec{k} = \vec{p}_2$ coincide and automatically lie inside all ellipsoids except t_{s3} . Therefore, for the $2 \rightarrow 2$ process with massless and massive final momenta as well as the $2 \rightarrow 3$ with massless final momenta, where t_{s3} does not exist, we can choose the source at $\vec{s} = -\vec{p}_1 = \vec{p}_2$. For the $2 \rightarrow 3$ process with massive final momenta, the threshold t_{s3} exists and a single point in the interior of all ellipsoids can in general not be found and we have to look at the overlap structure more closely. A plot of the singular surfaces for particular phase space configuration is illustrated in figure 4b.

Since the intersections $t_{s1} \cap t_{s3}$ and $t_{s3} \cap t_{s2}$ are double poles of the integrand, the two intersecting surfaces have to be parameterised with respect to the same source. Otherwise, the local cancellations among the residues of the singularity at the intersection of the two thresholds is broken. Since we cannot find a common point in the interior of all three thresholds simultaneously, we need to resort to the multi-channelling procedure of eq. (3.52) with at least two channels. However, if we were to use two channels, the multi-channel factor could become singular, because in the COM frame t_{s1} and t_{s2} can simultaneously vanish (although the integrand only has a simple pole at their intersection). It is therefore necessary to construct three channels, as summarised in table 1.

Strictly speaking, one can actually avoid multi-channelling by boosting the external momenta to the frame where q_3 is at rest. In this Lorentz frame, the surface $t_{s3} = 0$ is a sphere, whose centre $\vec{s} = -\vec{p}_1 + \vec{q}_1 = \vec{p}_2 - \vec{q}_2$ simultaneously lies inside all ellipsoids. In practice, this means that each subamplitude with fixed final state ordering has to be evaluated in a different boosted frame.

Since the thresholds of the two-loop N_f -part and the one-loop amplitude are the same, the above considerations apply for both. Note that also at two loops a parametrisation of the thresholds in the magnitude $|\vec{k}|$ would be sufficient. However, in future two-loop applications, such a projection to a one-loop problem is generally not possible anymore. Therefore, we chose to parameterise the thresholds in the magnitude r of the combined loop momenta $(\vec{k}, \vec{l}) = r\hat{\mathbf{k}}$. Note that in this case the source reads $\vec{s} = (\vec{s}_1, \vec{s}_2)$, where we picked $\vec{s}_2 = 0$, although in principle any other vector would be fine.

Eventually, we can express the dispersive part of the amplitude as an integral over n

spatial loop momenta,

$$\text{Re } I = \sum_{c \in C} \int d^{3n} \vec{\mathbf{k}} \left(\mathcal{I}_c(\vec{\mathbf{k}}) - \sum_{t \in T_c} \mathcal{C}_t[\mathcal{I}_c](\vec{\mathbf{k}}) \right), \quad (3.63)$$

where $\mathcal{I}_c(\vec{\mathbf{k}}) = m_c \mathcal{I}(\vec{\mathbf{k}} - \vec{\mathbf{s}}_c)$ and the absorptive part as an integral over the $(n+1)$ -body phase space,

$$\text{Im } I = \pi \sum_{c \in C} \int d^{3n-1} \hat{\mathbf{k}} \sum_{t \in T_c} R_t[\mathcal{I}_c](\hat{\mathbf{k}}), \quad (3.64)$$

where r_t is the solution $r = r_t > 0$ of the on-shell condition

$$t(r\hat{\mathbf{k}} - \vec{\mathbf{s}}) = 0. \quad (3.65)$$

For our purposes, the threshold condition reduces to a quadratic equation, whose solution⁸ was explicitly worked out in eq. (3.21) of ref. [162]. We emphasise that the expressions in eqs. (3.63) and (3.64) are locally integrable, allowing for the safe removal of the $i\epsilon$ causal prescription. This makes them well-suited for direct numerical integration using Monte Carlo methods.

The threshold counterterm we define as

$$\mathcal{C}_t[f(r\hat{\mathbf{k}})] = \frac{R_t[f]}{r^{3n-1}} \left(\frac{\chi(r-r_t)}{r-r_t-i\epsilon} + \frac{\chi(-r-r_t)}{-r-r_t-i\epsilon} \right), \quad (3.66)$$

where χ is any symmetric function around the origin, which satisfies $\chi(0) = 1$ and $\chi(x) \rightarrow 0$ for $x \rightarrow \pm\infty$. For our results we opted for a Gaussian with a cutoff,

$$\chi(x) = \exp \left[- \left(\frac{x}{E_{\text{CM}}} \right)^2 \right] \Theta \left[(3E_{\text{CM}})^2 - x^2 \right]. \quad (3.67)$$

The integrated counterterm only contributes to the absorptive part of the integral since the Cauchy principal value vanishes by construction, i.e.

$$\int_0^\infty dr r^{3n-1} \mathcal{C}_t[f(r\hat{\mathbf{k}})] = i\pi R_t[f](\hat{\mathbf{k}}). \quad (3.68)$$

The residue reads

$$R_t[f(\vec{\mathbf{k}})] = \text{Res} \left[r^{3n-1} f(r\hat{\mathbf{k}}), r = r_t(\hat{\mathbf{k}}) \right] = \frac{r^{3n-1}}{\frac{dr}{dt}} \lim_{t \rightarrow 0} (tf) \Big|_{r=r_t(\hat{\mathbf{k}})}. \quad (3.69)$$

At one loop, it is precisely the (helicity summed) interference of the two trees separated by the Cutkosky cut, including the phase space measure. Specifically, the denominator is an artifact of the parametrisation. Therefore, the expression for the absorptive part in eq. (3.64) constitutes a local representation of the generalised optical theorem. In the two-loop N_f -part, the residue is the one-loop interference multiplied by a scalar bubble after integration over the loop energy.

⁸Since ref. [162] assumed \hat{k} to be a unit vector, we need to modify its eq. (3.18) and replace 1 by \hat{k}^2 .

The multi-channelling is determined by the groups of thresholds T_c in table 1. Naturally, they must satisfy $\bigcup_{c \in C} T_c = T$. We define the multi-channelling coefficients as

$$m_c = \frac{\left(\prod_{t \in T \setminus T_c} \frac{t}{E_{\text{CM}}}\right)^2}{\sum_{c \in C} \left(\prod_{t \in T \setminus T_c} \frac{t}{E_{\text{CM}}}\right)^2}, \quad (3.70)$$

where C denotes the set of channels and $\sum_{c \in C} m_c = 1$. Note that by design the denominator cannot be zero, and the numerator cancels all thresholds in $\mathcal{I}_c = m_c \mathcal{I}$ except for the desired ones in T_c . For numerical stability, it is important to algebraically perform the cancellations between the numerator of m_c and the denominator of \mathcal{I} . Additionally, since the number of thresholds per group is generally different, we normalise by E_{CM} so that all terms are dimensionless. This normalisation is essential for maintaining numerical stability.

Note that the residue in eq. (3.69) is generally more compact if derived from the LTD expression than from CFF, since in the former t generally appears in fewer summands. Moreover, we will exploit that the cross section only depends on the dispersive part of the amplitude. Therefore, the absorptive part in eq. (3.64) is not needed for the results presented in section 5.

4 Implementation

In this section we describe the numerical implementation we used to produce the results in section 5. Some aspects of our pipeline are generic for arbitrary processes, while others are specifically tailored to our current application. Our pipeline is separated into two parts: integrand generation and Monte Carlo integration. In the following sections we discuss these two parts in detail.

4.1 Integrand generation

Our starting point is the list of Feynman diagrams that contribute to the amplitude with final state photons, generated by QGRAF [167]. The Feynman rules are substituted in and the IR and UV counterterms of section 3.2 are supplied as extra diagrams. Each diagram is of the form

$$\frac{\mathcal{N}(l_1, \dots, l_m)}{\prod_{i=1}^m D_i} \quad (4.1)$$

with a numerator \mathcal{N} that depends on the propagator momenta l_i and quadratic Feynman propagators

$$D_i = l_i^2 - m_i^2 + i\epsilon. \quad (4.2)$$

The propagator momenta l_i are a linear combination of loop momenta k_j and incoming and outgoing momenta p_j and q_j , respectively. For each diagram, we generate both the CFF representation \mathcal{I}_{CFF} of ref. [151] and the LTD representation \mathcal{I}_{LTD} of ref. [141]. Recall that the two representations are locally identical, $\mathcal{I}_{\text{CFF}} = \mathcal{I}_{\text{LTD}}$. However, due to the presence of spurious singularities, the LTD representation is generally more numerically unstable than the CFF expression. Therefore, we will eventually not use LTD for direct evaluation but merely for the generation of factorised threshold counterterms. Moreover, the CFF expression remains unaffected by the presence of raised propagators, which appear in the UV counterterms.

We generate the CFF expression \mathcal{I}_{CFF} according to the algorithm of ref. [151], which we implemented in PYTHON. The numerators multiplying each CFF summands, we denote compactly

$$\mathcal{N}_{\text{CFF}}(\sigma_1, \dots, \sigma_m) = \mathcal{N}(l_1, \dots, l_m)|_{l_j^0 = \sigma_j E_j} \quad (4.3)$$

where $\sigma_j \in \{+1, -1\}$ and $E_j = \sqrt{\vec{l}_j^2 + m_j^2} - i\epsilon$ is the positive on-shell energy. If the numerator is independent of l_j we set $\sigma_j = 0$ in order to later collect identical expressions for optimisation purposes.

The LTD expression \mathcal{I}_{LTD} we derive explicitly in FORM [168–170] under the assumptions that raised propagators are absent. Since we will use LTD solely as an intermediate step to construct the threshold counterterms, this assumption will be sufficient for our purposes, as our expressions include only raised UV propagators and not raised thresholds.

First, we iteratively identify the poles in k_j^0 and sum those residues, whose poles lie within the integration contour. By default we choose all integration contours to close in

the lower complex half-plane, such that only poles at $k_j^0 = k_j^*$ contribute, where k_j^* is a sum of positive on-shell energies and some shift given as a linear combination of the energy components of the external momenta as well as the loop energies k_r^0 with $r > j$, which are integrated out in subsequent iterations. We keep track of the numerators of the LTD residues as

$$\mathcal{N}_{\text{LTD}}(k_1^*, \dots, k_n^*) = \mathcal{N}(l_1, \dots, l_m)|_{k_j^0 = k_j^*}. \quad (4.4)$$

We use FORM's `extrasymbols` to collect the on-shell energies E_i and all singular surfaces S_i arising in the CFF and LTD expressions into separate variables and write them into a YAML dictionary.

For our processes of interest, the threshold singularities as well as the channels are supplied manually, as identified in table 1. The groups of thresholds, that define the corresponding channels, are supplied to a FORM routine. The latter constructs the multi-channelling factors in eq. (3.70), the channels $C_i \mathcal{I}$ for both $\mathcal{I} \in \{\mathcal{I}_{\text{CFF}}, \mathcal{I}_{\text{LTD}}\}$ and carries out algebraic simplification between the numerator of the multi-channel factor and the denominator of \mathcal{I} . These channels are then exported in a YAML dictionary.

To construct the threshold counterterms, we first need to derive the corresponding phase space residues at a given threshold t . In the LTD representation, the denominator factor t typically appears in fewer terms compared to the CFF representation. Therefore, we choose to derive the residue from LTD, as it is generally more compact. However, we express the UV-tadpoles that multiply the residues for the N_f -part in their CFF representation rather than in the LTD one, in order to more easily accommodate equal UV masses (which lead to raised propagators). We use FORM to algebraically remove the threshold t as in eq. (3.69) and export the symbolic expression in a YAML dictionary. Note that we perform numerically at runtime the construction of the counterterm and the evaluation of the residue at the on-shell radius.

The CFF and LTD expressions and the phase space residues are expressed symbolically as functions of on-shell energies, energy components of external momenta and a numerator. While the CFF and LTD expressions can be evaluated for arbitrary spatial loop momenta, the phase space residue is only meaningful if evaluated for on-shell configurations, defined by some threshold $t = 0$. Note that in both the CFF and in the LTD representation the numerator retains its functional form and it is only evaluated at different on-shell configurations. It is therefore sufficient to implement a single numerator per diagram as a function of loop four-momenta. The spin chains in the numerator are numerically evaluated using the Weyl representation of gamma matrices. Repeated indices are summed over recursively. To accommodate external vector bosons other than photons, we replace the corresponding polarisations ϵ_i^* with $\epsilon_i^* V_i$, where $V_i = v\mathbb{1} - a\gamma^5$. Here, v and a are respectively the vector and axial couplings to the Z or W^\pm bosons.

The integrand generation is steered by a PYTHON script and the final expressions in the YAML files are exported in a RUST dynamic library. The integrated counterterms proportional to tree-level amplitudes in eqs. (3.39) and (3.47) are automatically generated and also exported in a RUST dynamic library.

4.2 Parametrisation and Monte Carlo integration

The dynamic libraries generated as discussed in the previous section are imported into a RUST code, where the integration domain is parameterised and the Monte Carlo integration is performed. The code evaluates the individual diagrams, the threshold counterterms, sums permutations of final momentum configurations, computes the interferences, convolutes with the PDFs and applies phase space cuts.

We use the Vegas adaptive Monte-Carlo algorithm [171, 172] of the CUBA library [173] for multidimensional numerical integration. For each Monte Carlo sample on the hypercube we generate the Bjorken variables and the phase space and spatial loop momenta. The phase space parametrisation is discussed in appendix B. The spinors of the initial quarks as well as the polarisation vectors of the final bosons are generated according to the HELAS conventions [174]. We generate the loop momenta in hyperspherical coordinates, as $\vec{k} = r\hat{k}$, where at one loop $\vec{k} = \vec{k}$ and at two loops $\vec{k} = (\vec{k}, \vec{l})$. We sample the magnitude from the unit hypercube variable $x \in [0, 1]$ as

$$r = E_{\text{CM}} \frac{x}{1-x}, \quad \frac{dr}{dx} = \frac{(E_{\text{CM}} + r)^2}{E_{\text{CM}}}. \quad (4.5)$$

The unit vector is parameterised in the standard hyperspherical coordinates with $3n - 1$ angles ϕ_i . The angles are sampled linearly from the unit hypercube. The on-shell radii $r_t(\hat{k})$ on which the threshold counterterms (and residues) depend are calculated according to ref. [162]. Internal parameters, such as the UV mass and couplings are supplied as constants. If the kinematic configuration is allowed by any phase space cut, the loop and conjugate tree amplitudes are evaluated for all permutations of final kinematics and multiplied before they are summed over all (non-vanishing) helicity configurations. The interference is multiplied by the PDFs taken from LHAPDF6 [175].

The stability of the numerical evaluation can optionally be checked at runtime using a rotation test, as performed in ref. [141]: if the integrand evaluation at the original and at a rotated kinematic configuration have a specified minimum number of digits in common, the evaluation is considered stable. The rotation test can optionally be repeated in quadruple precision, which potentially rescues an unstable sample. If the evaluation remains unstable it is set to zero. The number of unstable and rescued samples is monitored and the former should not surpass some upper bound in order not to distort the Monte Carlo estimate.

The integration is steered by a designated settings file in YAML format. In particular, it is possible to individually enable or disable the PDFs, the phase space or loop integrations, the helicity sum and the permutation of final state kinematics. The phase (dispersive or absorptive part) of the amplitude(s) can also be specified. For our calculation of the cross section only the dispersive part is needed. Moreover, when integrating over a phase space of n indistinguishable final state particles, we exploit this symmetry to save a factor of $n!$ in evaluation time by only permuting the final state of the (computationally much lighter) tree amplitude. Note that the aforementioned settings allow for the calculation of intermediate results, such as helicity amplitudes and interferences at fixed phase space configurations. This enabled us to conduct early comparisons of matrix elements with OPENLOOPS [16, 17, 176, 177], MADGRAPH [15, 178] and own analytic calculations documented in ref. [179].

We also supply other physical and technical parameters through the settings file. Our physical parameters are the centre-of-mass energy E_{CM} , minimum transverse momentum $p_{T,\text{min}}$ for the final state bosons and the factorisation and renormalisation scales. Among the technical parameters there are Vegas and stability related settings.

5 Results

First, we highlight the new results calculated with our method, namely the N_f -contribution to the NNLO virtual corrections for the processes $pp \rightarrow \gamma^* \gamma^* \gamma^*$ and $pd\bar{p}d \rightarrow Z \gamma_1^* \gamma_2^*$, where for the latter we only present the $d\bar{d}$ -initiated contribution.

Process	$(\frac{\alpha_s}{4\pi})^2 \sigma_{\text{NNLO}, N_f}^{\text{V,CS}} [10^{-5} \text{ pb}]$	$\Delta [\%]$
$pp \rightarrow \gamma^* \gamma^* \gamma^*$	-1.4212 ± 0.0140	0.988
$pd\bar{p}d \rightarrow Z \gamma_1^* \gamma_2^*$	-2.4301 ± 0.0229	0.941

Table 2: N_f -contributions to the NNLO virtual correction for the production of three massive vector bosons. The parameters are specified in table 4.

A summary of all our results for the LO, NLO, and the N_f -part of the NNLO corrections to the virtual cross section, as defined in eqs. (3.18), (3.10), and (3.11), respectively, are displayed in table 5 for $2 \rightarrow 2$ processes, and in tables 6 and 7 for $2 \rightarrow 3$ processes. The tables also show the various summands contributing to the higher-order corrections, according to eqs. (3.12) to (3.16), each evaluated using separate Monte Carlo integrations.

Moreover, table 6 shows two alternative computations of the virtual cross section at NLO and the N_f -contribution at NNLO for $pp \rightarrow \gamma^* \gamma^* \gamma^*$. The one labelled *stabilised* applied the numerical stability check described in section 4. Statistics on the stability of the integrand evaluations are shown in table 3. We can consider our integral estimate reliable as we encounter numerically unstable points in only $\mathcal{O}(1\%)$ or fewer evaluations. The other computation used a different UV mass $M = 1 \text{ GeV}$, upon which the local UV counterterms depend. Since the virtual cross section must be independent of M^9 , this

⁹The dependence of the hard scattering contribution on the UV mass M is replaced by a dependence on the renormalisation scale μ once combined with the integrated counterterms (cf. eqs. (3.3) and (3.4)).

Part	Unstable [%]	Rescued [%]	Discarded [%]
$\sigma_{\text{NLO}}^{\text{V},(0)}$	0.41	53.3	0.19
$\sigma_{\text{NLO}}^{\text{V},(1)}$	0.26	82.3	0.05
$\sigma_{\text{NNLO}, N_f}^{\text{V},(0)}$	0.36	51.8	0.17
$\sigma_{\text{NNLO}, N_f}^{\text{V},(2)}$	2.56	87.9	0.31

Table 3: Stability analysis for the process $pp \rightarrow \gamma^* \gamma^* \gamma^*$ based on the integrations labelled *stabilised* in table 6. Stability checks were performed as detailed in section 4, testing for 7 numerically stable digits. The table presents the relative number of unstable evaluations in double precision, the percentage of those recovered by repeating the evaluation in quadruple precision and the discarded evaluations that remained unstable even in quadruple precision, which were consequently set to zero.

result serves a strong internal cross-check for our implementation. Note that while the two contributions at NLO are constant in M after integration, the three contributions at N_f -NNLO individually depend on M . Their sum, however, must be independent of M , as confirmed by our results.

For the LO and NLO results, we provide reference benchmarks generated using MADGRAPH [15, 178]. Therefore, for comparisons at NLO, we adopt, instead of the $\overline{\text{MS}}$ factorisation scheme, the BLHA normalisation convention [180, 181] that MADGRAPH implements. This affects only the numerical result for $\sigma_{\text{NLO}}^{\text{V},(0)}$, defined in eq. (3.13), and amounts to a replacement of the $\overline{\text{MS}}$ remainder $R_{\text{singular}}^{(1)}$ in eq. (A.15) with

$$R_{\text{singular}}^{(1),(\text{BLHA})} = R_{\text{singular}}^{(1)} - \frac{\pi^2}{6} C_F M^{(0)}. \quad (5.1)$$

Notably, the hard contribution $\sigma_{\text{NLO}}^{\text{V},(1)}$ is unaffected by the factorisation scheme and can therefore be reused for $\sigma_{\text{NNLO},N_f}^{\text{V},(1)}$ as per eq. (3.15). The reference result for the N_f -part of the NNLO triphoton production virtual cross section was obtained using the `FivePointAmplitudes-cpp` library [22] in the $\overline{\text{MS}}$ factorisation scheme in combination with our own phase space generator.

The parameters used for the runs are listed in table 4. We computed the virtual cross sections at the LHC’s collision energy of 13 TeV. Transverse momentum cuts are imposed for both massless and massive vector bosons, although the finiteness of the virtual cross section relies only on the former. We used the CT10 NLO PDF set [182] from LHAPDF6 [175]. Five quark flavours were used for all virtual cross sections except those involving a Z boson in the final state, for which only the PDFs of the d and \bar{d} quarks were used. Thus, in the table, we denote the initial state by $p_d p_{\bar{d}}$ for these processes. The renormalisation scale μ , factorisation scale μ_F , and UV mass M are all fixed to the Z boson mass M_Z unless explicitly specified in table 6. The invariant masses of all virtual photons are also

centre-of-mass energy	$E_{\text{CM}} \equiv \sqrt{s} = 13 \text{ TeV}$
phase-space cuts	$p_T^{\text{min}} = \begin{cases} 50 \text{ GeV} & \text{for massless bosons} \\ 25 \text{ GeV} & \text{for massive bosons} \end{cases}$
PDFs	CT10 NLO PDF, <code>lhpdf_id: 11000</code> [182] flavours = $\begin{cases} d, \bar{d} & \text{if } Z \text{ boson in final state} \\ u, \bar{u}, d, \bar{d}, c, \bar{c}, s, \bar{s}, b, \bar{b} & \text{otherwise} \end{cases}$
masses / scales	$M_Z = 91.1876 \text{ GeV}$, $M_{\gamma_1^*} = 20 \text{ GeV}$, $M_{\gamma_2^*} = 50 \text{ GeV}$ $\mu = \mu_F = M = M_{\gamma^*} = M_Z$
couplings at M_Z	$\alpha_s = 0.118001$, $\alpha = (132.5070)^{-1}$, $a_{Zd} = \frac{1}{4 \cos \theta_W \sin \theta_W}$, $v_{Zd} = \frac{3-4 \sin^2 \theta_W}{12 \cos \theta_W \sin \theta_W}$, $\sin^2 \theta_W = 0.22225$
other constants	$N_c = 3$, $N_f = 5$, $T_F = \frac{1}{2}$, $C_F = \frac{4}{3}$

Table 4: Process specification parameters.

set to M_Z , except for the process $p_d p_d \rightarrow Z \gamma_1^* \gamma_2^*$, where all invariant masses are different. The strong coupling $\alpha_s(M_Z)$ is specified by the PDF set, and the electroweak coupling α , as well as the axial and vector couplings a_{Zd} and v_{Zd} of the Z boson to the d quark were taken from MADGRAPH. The remaining constants are $N_c = 3$, $N_f = 5$, $T_F = \frac{1}{2}$, and $C_F = \frac{4}{3}$.

In the table headers, N_p refers to the number of Monte Carlo evaluations, t/p to the average time per evaluation, Exp. to the power of ten that multiplies the result, and Δ to the relative uncertainty of the result. Our calculations were performed on a standard computer with an Intel Xeon Gold 6136 CPU @ 3.00GHz in two sockets with 12 cores each. The average evaluation time was determined by dividing the total runtime by the number of Monte Carlo samples. The number of Monte Carlo evaluations and the evaluation time are not specified for the MadGraph reference results, nor for $\sigma_{\text{NNLO}, N_f}^{\text{V}, (1)}$, since, according to eq. (3.15), it is recycled from $\sigma_{\text{NLO}}^{\text{V}, (1)}$. They are also not specified for the higher-order virtual cross sections, as they are determined by sums of terms.

The Vegas parameters `nstart` and `nincrease` are set to 10^5 . The integrand evaluations were all performed in double precision and without numerical stability checks unless explicitly noted in table 6. For our calculations, we aimed for an uncertainty of 1% or less. For the NNLO N_f -contribution with the unphysical choice for the UV mass $M = 1 \text{ GeV}$ shown in table 7, we observe large cancellations among the contributions, making it more difficult to achieve a small uncertainty.

The N_f -part to the NNLO virtual cross section of $p_d p_d \rightarrow Z \gamma_1^* \gamma_2^*$, the by far most complex of the performed calculations, ran for almost a month to achieve 1% accuracy on a standard computer. We anticipate significant runtime optimisations through improved Dirac chain evaluations, removal of integrable singularities at vanishing on-shell energies, and employing importance sampling to flatten phase-space resonances. Furthermore, thanks to the parallelisability of Monte Carlo integrations, substantial speed improvements are anticipated on high-performance computer clusters.

Process	Order	Part	N_p [10^6]	t/p [μs]	Exp.	Result [pb]	Δ [%]
$pp \rightarrow \gamma\gamma$	LO	σ_{LO}	10	0.1		6.0995 ± 0.0021	0.035
		reference				6.0890 ± 0.0038	0.062
	NLO	$(\frac{\alpha_s}{4\pi})\sigma_{\text{NLO}}^{V,(0)}$	10	0.2	10^{-1}	3.6477 ± 0.0014	0.037
		$(\frac{\alpha_s}{4\pi})\sigma_{\text{NLO}}^{V,(1)}$	366	2	10^{-1}	1.6374 ± 0.0164	1.000
		$(\frac{\alpha_s}{4\pi})\sigma_{\text{NLO}}^{\text{V,CS}}$			10^{-1}	5.2851 ± 0.0164	0.311
		reference			10^{-1}	5.2560 ± 0.0036	0.068
	NNLO, N_f	$(\frac{\alpha_s}{4\pi})^2\sigma_{\text{NNLO},N_f}^{V,(0)}$	10	0.3	10^{-2}	-2.8241 ± 0.0010	0.036
		$(\frac{\alpha_s}{4\pi})^2\sigma_{\text{NNLO},N_f}^{V,(1)}$			10^{-3}	1.7084 ± 0.0171	1.000
		$(\frac{\alpha_s}{4\pi})^2\sigma_{\text{NNLO},N_f}^{V,(2)}$	1720	3	10^{-2}	-3.4942 ± 0.0348	0.997
		$(\frac{\alpha_s}{4\pi})^2\sigma_{\text{NNLO},N_f}^{\text{V,CS}}$			10^{-2}	-6.1475 ± 0.0349	0.568
$pp \rightarrow \gamma^*\gamma^*$	LO	σ_{LO}	11	0.3		2.5022 ± 0.0005	0.020
		reference				2.4970 ± 0.0016	0.064
	NLO	$(\frac{\alpha_s}{4\pi})\sigma_{\text{NLO}}^{V,(0)}$	11	1	10^{-1}	1.3053 ± 0.0005	0.038
		$(\frac{\alpha_s}{4\pi})\sigma_{\text{NLO}}^{V,(1)}$	11	12	10^{-1}	3.0119 ± 0.0089	0.295
		$(\frac{\alpha_s}{4\pi})\sigma_{\text{NLO}}^{\text{V,CS}}$			10^{-1}	4.3172 ± 0.0089	0.206
		reference			10^{-1}	4.3160 ± 0.0028	0.065
	NNLO, N_f	$(\frac{\alpha_s}{4\pi})^2\sigma_{\text{NNLO},N_f}^{V,(0)}$	11	1	10^{-3}	-7.4003 ± 0.0025	0.033
		$(\frac{\alpha_s}{4\pi})^2\sigma_{\text{NNLO},N_f}^{V,(1)}$			10^{-3}	3.1425 ± 0.0093	0.295
		$(\frac{\alpha_s}{4\pi})^2\sigma_{\text{NNLO},N_f}^{V,(2)}$	99	26	10^{-2}	-3.2685 ± 0.0322	0.986
		$(\frac{\alpha_s}{4\pi})^2\sigma_{\text{NNLO},N_f}^{\text{V,CS}}$			10^{-2}	-3.6943 ± 0.0322	0.873
$pd\bar{p}d \rightarrow ZZ$	LO	σ_{LO}	11	1		4.0516 ± 0.0008	0.020
		reference				4.0490 ± 0.0028	0.069
	NLO	$(\frac{\alpha_s}{4\pi})\sigma_{\text{NLO}}^{V,(0)}$	11	2	10^{-1}	2.1312 ± 0.0008	0.037
		$(\frac{\alpha_s}{4\pi})\sigma_{\text{NLO}}^{V,(1)}$	11	21	10^{-1}	4.8755 ± 0.0158	0.325
		$(\frac{\alpha_s}{4\pi})\sigma_{\text{NLO}}^{\text{V,CS}}$			10^{-1}	7.0067 ± 0.0159	0.226
		reference			10^{-1}	7.0020 ± 0.0046	0.066
	NNLO, N_f	$(\frac{\alpha_s}{4\pi})^2\sigma_{\text{NNLO},N_f}^{V,(0)}$	11	2	10^{-2}	-1.2060 ± 0.0004	0.033
		$(\frac{\alpha_s}{4\pi})^2\sigma_{\text{NNLO},N_f}^{V,(1)}$			10^{-3}	5.0869 ± 0.0165	0.325
		$(\frac{\alpha_s}{4\pi})^2\sigma_{\text{NNLO},N_f}^{V,(2)}$	113	44	10^{-2}	-5.2390 ± 0.0520	0.992
		$(\frac{\alpha_s}{4\pi})^2\sigma_{\text{NNLO},N_f}^{\text{V,CS}}$			10^{-2}	-5.9363 ± 0.0520	0.876

Table 5: Virtual contributions to $2 \rightarrow 2$ cross sections.

Process	Order	Part	N_p [10 ⁶]	t/p [μ s]	Exp.	Result [pb]	Δ [%]
$pp \rightarrow \gamma^* \gamma^* \gamma^*$	LO	σ_{LO}	11	2	10 ⁻³	1.0876 \pm 0.0005	0.042
		reference			10 ⁻³	1.0890 \pm 0.0008	0.073
	NLO	$(\frac{\alpha_s}{4\pi}) \sigma_{\text{NLO}}^{V,(0)}$	11	4	10 ⁻⁵	-9.9080 \pm 0.0052	0.052
		$(\frac{\alpha_s}{4\pi}) \sigma_{\text{NLO}}^{V,(1)}$	78	127	10 ⁻⁴	2.4600 \pm 0.0144	0.584
		$(\frac{\alpha_s}{4\pi}) \sigma_{\text{NLO}}^{V,\text{CS}}$			10 ⁻⁴	1.4692 \pm 0.0144	0.979
		$(\frac{\alpha_s}{4\pi}) \sigma_{\text{NLO}}^{V,(0)} \text{ (stabilised)}$	11	8	10 ⁻⁵	-9.9080 \pm 0.0052	0.052
		$(\frac{\alpha_s}{4\pi}) \sigma_{\text{NLO}}^{V,(1)} \text{ (stabilised)}$	78	305	10 ⁻⁴	2.4572 \pm 0.0141	0.575
		$(\frac{\alpha_s}{4\pi}) \sigma_{\text{NLO}}^{V,\text{CS}} \text{ (stabilised)}$			10 ⁻⁴	1.4664 \pm 0.0141	0.964
		$(\frac{\alpha_s}{4\pi}) \sigma_{\text{NLO}}^{V,(0)} (M = 1 \text{ GeV})$	11	4	10 ⁻⁵	-9.9080 \pm 0.0052	0.052
		$(\frac{\alpha_s}{4\pi}) \sigma_{\text{NLO}}^{V,(1)} (M = 1 \text{ GeV})$	118	125	10 ⁻⁴	2.4487 \pm 0.0143	0.585
		$(\frac{\alpha_s}{4\pi}) \sigma_{\text{NLO}}^{V,\text{CS}} (M = 1 \text{ GeV})$			10 ⁻⁴	1.4579 \pm 0.0143	0.982
		reference			10 ⁻⁴	1.4490 \pm 0.0008	0.055
	NNLO, N_f	$(\frac{\alpha_s}{4\pi})^2 \sigma_{\text{NNLO},N_f}^{V,(0)}$	11	4	10 ⁻⁶	2.7263 \pm 0.0015	0.053
		$(\frac{\alpha_s}{4\pi})^2 \sigma_{\text{NNLO},N_f}^{V,(1)}$			10 ⁻⁶	2.5667 \pm 0.0150	0.584
		$(\frac{\alpha_s}{4\pi})^2 \sigma_{\text{NNLO},N_f}^{V,(2)}$	1252	269	10 ⁻⁵	-1.9594 \pm 0.0136	0.696
		$(\frac{\alpha_s}{4\pi})^2 \sigma_{\text{NNLO},N_f}^{V,\text{CS}}$			10 ⁻⁵	-1.4301 \pm 0.0137	0.959
		$(\frac{\alpha_s}{4\pi})^2 \sigma_{\text{NNLO},N_f}^{V,(0)} \text{ (stabilised)}$	11	7	10 ⁻⁶	2.7264 \pm 0.0015	0.053
		$(\frac{\alpha_s}{4\pi})^2 \sigma_{\text{NNLO},N_f}^{V,(1)} \text{ (stabilised)}$			10 ⁻⁶	2.5637 \pm 0.0147	0.575
		$(\frac{\alpha_s}{4\pi})^2 \sigma_{\text{NNLO},N_f}^{V,(2)} \text{ (stabilised)}$	1174	1040	10 ⁻⁵	-1.9502 \pm 0.0140	0.716
		$(\frac{\alpha_s}{4\pi})^2 \sigma_{\text{NNLO},N_f}^{V,\text{CS}} \text{ (stabilised)}$			10 ⁻⁵	-1.4212 \pm 0.0140	0.988
		$(\frac{\alpha_s}{4\pi})^2 \sigma_{\text{NNLO},N_f}^{V,(0)} (M = 1 \text{ GeV})$	11	4	10 ⁻⁵	1.8117 \pm 0.0008	0.042
		$(\frac{\alpha_s}{4\pi})^2 \sigma_{\text{NNLO},N_f}^{V,(1)} (M = 1 \text{ GeV})$			10 ⁻⁵	-6.6625 \pm 0.0389	0.585
		$(\frac{\alpha_s}{4\pi})^2 \sigma_{\text{NNLO},N_f}^{V,(2)} (M = 1 \text{ GeV})$	914	272	10 ⁻⁵	3.3998 \pm 0.0320	0.943
		$(\frac{\alpha_s}{4\pi})^2 \sigma_{\text{NNLO},N_f}^{V,\text{CS}} (M = 1 \text{ GeV})$			10 ⁻⁵	-1.4509 \pm 0.0504	3.476

Table 6: Virtual contributions to the $pp \rightarrow \gamma^* \gamma^* \gamma^*$ cross section. We compare with two alternative setups using numerical stability checks and a different UV mass M .

Process	Order	Part	N_p [10^6]	t/p [μs]	Exp.	Result [pb]	Δ [%]
$pp \rightarrow \gamma\gamma\gamma$	LO	σ_{LO}	10	0.3	10^{-3}	2.5999 ± 0.0023	0.089
		reference			10^{-3}	2.5980 ± 0.0018	0.069
	NLO	$(\frac{\alpha_s}{4\pi}) \sigma_{\text{NLO}}^{V,(0)}$	10	1	10^{-4}	-1.0386 ± 0.0017	0.165
		$(\frac{\alpha_s}{4\pi}) \sigma_{\text{NLO}}^{V,(1)}$	1420	6	10^{-4}	2.5260 ± 0.0139	0.549
		$(\frac{\alpha_s}{4\pi}) \sigma_{\text{NLO}}^{V,\text{CS}}$			10^{-4}	1.4874 ± 0.0140	0.940
		reference			10^{-4}	1.5090 ± 0.0010	0.066
	NNLO, N_f	$(\frac{\alpha_s}{4\pi})^2 \sigma_{\text{NNLO},N_f}^{V,(0)}$	10	1	10^{-6}	1.4781 ± 0.0074	0.499
		$(\frac{\alpha_s}{4\pi})^2 \sigma_{\text{NNLO},N_f}^{V,(1)}$			10^{-6}	2.6355 ± 0.0145	0.549
		$(\frac{\alpha_s}{4\pi})^2 \sigma_{\text{NNLO},N_f}^{V,(2)}$	7703	12	10^{-5}	-2.9574 ± 0.0236	0.798
		$(\frac{\alpha_s}{4\pi})^2 \sigma_{\text{NNLO},N_f}^{V,\text{CS}}$			10^{-5}	-2.5460 ± 0.0237	0.929
		reference	177		10^{-5}	-2.5732 ± 0.0006	0.023
$pd\bar{p}d \rightarrow Z\gamma_1^*\gamma_2^*$	LO	σ_{LO}	11	5	10^{-3}	1.3831 ± 0.0010	0.072
		reference			10^{-3}	1.3830 ± 0.0009	0.066
	NLO	$(\frac{\alpha_s}{4\pi}) \sigma_{\text{NLO}}^{V,(0)}$	11	21	10^{-5}	-2.6582 ± 0.0077	0.289
		$(\frac{\alpha_s}{4\pi}) \sigma_{\text{NLO}}^{V,(1)}$	108	1056	10^{-4}	2.7258 ± 0.0210	0.771
		$(\frac{\alpha_s}{4\pi}) \sigma_{\text{NLO}}^{V,\text{CS}}$			10^{-4}	2.4600 ± 0.0210	0.855
		reference			10^{-4}	2.4440 ± 0.0016	0.065
	NNLO, N_f	$(\frac{\alpha_s}{4\pi})^2 \sigma_{\text{NNLO},N_f}^{V,(0)}$	19	20	10^{-7}	-2.1367 ± 0.0204	0.954
		$(\frac{\alpha_s}{4\pi})^2 \sigma_{\text{NNLO},N_f}^{V,(1)}$			10^{-6}	2.8440 ± 0.0219	0.771
		$(\frac{\alpha_s}{4\pi})^2 \sigma_{\text{NNLO},N_f}^{V,(2)}$	927	2403	10^{-5}	-2.6932 ± 0.0228	0.845
		$(\frac{\alpha_s}{4\pi})^2 \sigma_{\text{NNLO},N_f}^{V,\text{CS}}$			10^{-5}	-2.4301 ± 0.0229	0.941

Table 7: Virtual contributions to $2 \rightarrow 3$ cross sections.

6 Conclusion

We introduced an efficient numerical method to evaluate virtual cross sections for the production of multiple electroweak vector bosons in proton-proton collisions. Our approach offers a potential solution to overcome the complexity barrier encountered by established methods when calculating two-loop $2 \rightarrow 3$ scattering amplitudes involving multiple massive particles in the final state. The feasibility of this method was demonstrated by computing previously inaccessible N_f -contributions to the virtual cross section at NNLO, involving up to three equal-mass off-shell photons, and the $d\bar{d}$ -initiated contributions to the production of two different-mass off-shell photons alongside a Z boson. Additionally, we showcased its flexibility by calculating these and other lower-order contributions using the same computational pipeline.

The method relies on the local subtraction of UV and IR divergences using counterterms, based on the local factorisation paradigm of refs. [129, 130], to construct locally finite amplitudes that capture the hard scattering contributions. The integration of these counterterms and their combination with the IR and UV poles is analytically performed within dimensional regularisation, which allows to choose any preferred IR factorisation and UV renormalisation schemes. The integrated expressions apply universally to the production of any number of external electroweak vector bosons, without the need to calculate additional integrals nor carry out Dirac algebra away from four spacetime dimensions.

The hard scattering amplitude is evaluated by first analytically integrating out the loop energies according to the loop-tree duality and the cross-free family expression of the respective refs. [141, 151]. Subsequently, we subtract the threshold singularities following the method of ref. [162], before numerically performing the interference with the tree amplitude. Finally, the expression is numerically integrated over the (spatial) loop momenta and the phase space using Monte Carlo methods.

Looking forward, this approach can readily accommodate four or more external electroweak bosons, necessitating only considerations of additional thresholds. Other future directions include the combination of the virtual contributions with the real ones. Our next goal is to extend this method beyond the N_f -part and encompass the complete NNLO virtual contribution.

Acknowledgments

We are grateful to C. Anastasiou for his encouragement and valuable discussions throughout this project. We also thank Z. Capatti, R. Haindl, J. Karlen, A. Lazopoulos, A. Pelloni and G. Sterman for insightful discussions. Special thanks to F. Buccioni and V. Hirschi for their assistance with OPENLOOPS and MADGRAPH, respectively. We appreciate N. Kalntis and A. Schweitzer for their earlier efforts towards the realisation of this project. D.K. extends his gratitude to L. Tancredi and F. Caola for hosting him at TUM and the University of Oxford, respectively. He is also thankful to the Galileo Galilei Institute for their hospitality during the 2023 scientific program. M.V. is grateful to L. Tancredi and his group for the opportunity to present part of this project at TUM. This work was supported by the Swiss National Science Foundation through its Postdoc.Mobility funding scheme (grant number 211062) and project funding scheme (grant number 10001706).

A Catani finite remainders and integrated counterterms

The Catani finite remainders of the one-loop and the N_f -part of the two-loop amplitudes are given in eq. (3.38) and eq. (3.45), respectively. In this section we calculate the two contributions in $d = 4 - 2\varepsilon$ spacetime dimensions,

$$R_{\text{singular}}^{(1)} = \mathcal{R}_{\text{IR}} M^{(1)} + \mathcal{R}_{\text{UV}} M^{(1)} - \mathcal{R}_{\text{UV}} \mathcal{R}_{\text{IR}} M^{(1)} - \mathbf{Z}^{(1)} M^{(0)} + \mathcal{O}(\varepsilon), \quad (\text{A.1})$$

$$R_{\text{singular}}^{(2, N_f)} = \left(-\frac{2\beta_0^{(N_f)}}{\varepsilon} M_{\text{singular}}^{(1)} + C(Y_{\text{IR}} - Y_{\text{UV\&IR}} + Y_{\text{UV}}) \right) - \mathbf{Z}^{(2, N_f)} M^{(0)} + \mathcal{O}(\varepsilon), \quad (\text{A.2})$$

where $\beta_0^{(N_f)}$ is the part of β_0 proportional to N_f :

$$\beta_0^{(N_f)} = -\frac{2}{3} N_f T_F. \quad (\text{A.3})$$

The coefficients $\mathbf{Z}^{(1)}$ and $\mathbf{Z}^{(2, N_f)}$ can be found in section A.1. The integrated one-loop counterterms evaluate to

$$\mathcal{R}_{\text{IR}} M^{(1)} = -i \left[-\mathcal{T}_1 \left(\frac{2}{\varepsilon} + \frac{\varepsilon}{1-\varepsilon} \right) + \mathcal{T}_2 \frac{1}{4} \frac{1}{1-\varepsilon} \right] \text{Bub}(s_{12}), \quad (\text{A.4})$$

$$\mathcal{R}_{\text{UV}} \mathcal{R}_{\text{IR}} M^{(1)} = -i \mathcal{T}_2 \frac{1-\varepsilon}{4} \frac{\text{TadP}(M^2)}{M^2}, \quad (\text{A.5})$$

$$\mathcal{R}_{\text{UV}} M_{\text{vertex}}^{(1)} = -i N \mathcal{T}_1 (1-\varepsilon)^3 \frac{\text{TadP}(M^2)}{M^2}, \quad (\text{A.6})$$

$$\mathcal{R}_{\text{UV}} M_{\text{self-energy}}^{(1)} = i(N-1) \mathcal{T}_1 (1-\varepsilon)^2 \frac{\text{TadP}(M^2)}{M^2}, \quad (\text{A.7})$$

where the contributions from vertex and self-energy corrections combine as

$$\mathcal{R}_{\text{UV}} M^{(1)} = \mathcal{R}_{\text{UV}} M_{\text{vertex}}^{(1)} + \mathcal{R}_{\text{UV}} M_{\text{self-energy}}^{(1)}. \quad (\text{A.8})$$

The integrated two-loop counterterms are

$$Y_{\text{IR}} = \int [d^d l][d^d k] \frac{\mathcal{R}_{\text{IR}} \mathcal{M}^{(1)}(k)}{l^2(l+k)^2} = -i \left[\mathcal{T}_1 \left(\frac{8}{3} \frac{1}{3\varepsilon-2} - \frac{1}{\varepsilon} + \frac{1}{3} \right) + \mathcal{T}_2 \frac{1}{2} \frac{1}{2-3\varepsilon} \right] \text{Tri}(s_{12}), \quad (\text{A.9})$$

$$Y_{\text{UV\&IR}} = \int [d^d l][d^d k] \frac{\mathcal{R}_{\text{UV}} \mathcal{R}_{\text{IR}} \mathcal{M}^{(1)}(k)}{l^2(l+k)^2} = i \left(\varepsilon + \frac{3}{2} \frac{1}{\varepsilon-2} + \frac{1}{2} \right) \mathcal{T}_2 \frac{\text{Tad2P}(M^2)}{M^2}, \quad (\text{A.10})$$

$$Y_{\text{UV}}^{\text{v}} = \int [d^d l][d^d k] \frac{\mathcal{R}_{\text{UV}} \mathcal{M}_{\text{vertex}}^{(1)}(k)}{l^2(l+k)^2} = -2i \frac{(2\varepsilon-1)(\varepsilon-1)^3}{2-\varepsilon} N \mathcal{T}_1 \frac{\text{Tad2P}(M^2)}{M^2}, \quad (\text{A.11})$$

$$Y_{\text{UV}}^{\text{se}} = \int [d^d l][d^d k] \frac{\mathcal{R}_{\text{UV}} \mathcal{M}_{\text{self-energy}}^{(1)}(k)}{l^2(l+k)^2} = 2i \frac{(2\varepsilon-1)(\varepsilon-1)}{2-\varepsilon} (N-1) \mathcal{T}_1 \frac{\text{Tad2P}(M^2)}{M^2}, \quad (\text{A.12})$$

such that $Y_{\text{UV}} = Y_{\text{UV}}^{\text{v}} + Y_{\text{UV}}^{\text{se}}$. We used that for N external gauge bosons, we have N diagrams with a vertex correction and $N-1$ diagrams with a self-energy insertion. The

master integrals Bub, TadP, Tri and Tad2P are presented in section A.2. We define the modified tree amplitudes \mathcal{T}_1 and \mathcal{T}_2 as

$$\mathcal{T}_1 = C_F M^{(0)} = C_F \bar{v}(p_2) \left[\widetilde{\mathcal{M}}^{(0)} \right] u(p_1), \quad (\text{A.13})$$

$$\mathcal{T}_2 = C_F \bar{v}(p_2) \gamma^\mu \gamma^\nu \left[\mathbf{P}_1 \widetilde{\mathcal{M}}^{(0)} \mathbf{P}_1 \right] \gamma_\nu \gamma_\mu u(p_1). \quad (\text{A.14})$$

Finally, combining all contributions yields the final expressions

$$R_{\text{singular}}^{(1)} = \left(\mathcal{T}_1 - \frac{\mathcal{T}_2}{4} \right) m_\mu - \left(l_\mu^2 + N + 4l_\mu + 10 - \frac{\pi^2}{6} \right) \mathcal{T}_1 + \frac{\mathcal{T}_2}{4} (l_\mu + 3), \quad (\text{A.15})$$

$$\begin{aligned} R_{\text{singular}}^{(2, N_f)} = & \frac{4}{9} T_F N_f \left[\left(-\frac{3\mathcal{T}_1}{2} + \frac{3\mathcal{T}_2}{8} \right) m_\mu^2 \right. \\ & + \left(\left(3N - \frac{7}{2} \right) \mathcal{T}_1 + \frac{\mathcal{T}_2}{8} \right) m_\mu \\ & + \left(l_\mu^3 + 11l_\mu^2 + \left(\pi^2 + \frac{133}{3} \right) l_\mu + \zeta_3 + \frac{23\pi^2}{12} + 2N + \frac{5291}{72} \right) \mathcal{T}_1 \\ & \left. - \frac{3}{8} \left(l_\mu^2 + \frac{19}{3} l_\mu + \frac{25}{2} \right) \mathcal{T}_2 \right], \end{aligned} \quad (\text{A.16})$$

with the abbreviations $l_\mu = \ln\left(-\frac{\mu^2}{s_{12} + i\epsilon}\right)$ and $m_\mu = \ln\left(\frac{\mu^2}{M^2}\right)$.

One important remark is in order. The finite remainders in eqs. (A.15) and (A.16) feature \mathcal{T}_1 and \mathcal{T}_2 , which contain gamma matrices (and may contain γ^5 depending on the external gauge bosons). In particular, \mathcal{T}_2 contains two pairs of repeated Lorentz indices, which we retain in order to preserve the underlying tree-level structure intact. One could naively believe that we need to treat \mathcal{T}_1 and \mathcal{T}_2 as d -dimensional objects when we evaluate eq. (A.16). However, it is not necessary to explicitly consider the evanescent contributions of such objects in dimensional regularisation, since only the order $O(\epsilon^0)$ will contribute to $R^{(1)}$ and $R^{(2, N_f)}$.

A.1 Catani IR poles

For completeness we report the expressions for $\mathbf{Z}^{(1)}$ and $\mathbf{Z}^{(2, N_f)}$

$$\mathbf{Z}^{(1)} = -C_F \left(\frac{2}{\epsilon^2} + \frac{2l_\mu + 3}{\epsilon} \right), \quad (\text{A.17})$$

$$\mathbf{Z}^{(2, N_f)} = N_f C_F T_F \left(-\frac{2}{\epsilon^3} - \frac{4}{9\epsilon^2} (3l_\mu + 2) + \frac{1}{27\epsilon} (9\pi^2 + 60l_\mu + 65) \right), \quad (\text{A.18})$$

where $l_\mu = \ln\left(-\frac{\mu^2}{s_{12} + i\epsilon}\right)$. We follow the same conventions as ref. [20]. $\mathbf{Z}^{(2, N_f)}$ is the contribution proportional to N_f of $\mathbf{Z}^{(2)}$ in eq. (2.14).

A.2 Master integrals

The integrated IR and UV counterterms in eqs. (A.4) to (A.7) and eqs. (A.9) to (A.12) are expressed in terms of the following master integrals. At one loop we need

$$\text{Bub}(p^2) = \int [d^d k] \frac{1}{(k+p)^2 + i\epsilon} \frac{1}{k^2 + i\epsilon} = i e^{\varepsilon \gamma_E} \frac{\Gamma(\varepsilon) \Gamma(1-\varepsilon)^2}{\Gamma(2-2\varepsilon)} \left(-\frac{\mu^2}{p^2 + i\epsilon} \right)^\varepsilon, \quad (\text{A.19})$$

$$\frac{\text{TadP}(M^2)}{M^2} = \frac{1}{M^2} \int [d^d k] \frac{1}{k^2 - M^2 + i\epsilon} = -i e^{\varepsilon \gamma_E} \Gamma(\varepsilon - 1) \left(\frac{\mu^2}{M^2 - i\epsilon} \right)^\varepsilon. \quad (\text{A.20})$$

The relevant two-loop integrals are

$$\begin{aligned} \frac{\text{Tad2P}(M^2)}{M^2} &= \frac{1}{M^2} \int [d^d k] [d^d l] \frac{1}{l^2 + i\epsilon} \frac{1}{(l+k)^2 + i\epsilon} \frac{1}{k^2 - M^2 + i\epsilon} \\ &= e^{2\varepsilon \gamma_E} \frac{\Gamma(\varepsilon) \Gamma(1-\varepsilon)^2 \Gamma(2\varepsilon-1)}{\Gamma(2-\varepsilon)} \left(\frac{\mu^2}{M^2 - i\epsilon} \right)^{2\varepsilon}, \end{aligned} \quad (\text{A.21})$$

$$\begin{aligned} \text{Tri}(p^2) &= \int [d^d k] [d^d l] \frac{1}{l^2 + i\epsilon} \frac{1}{(l+k)^2 + i\epsilon} \frac{1}{k^2 + i\epsilon} \frac{1}{(k+p)^2 + i\epsilon} \\ &= -e^{2\varepsilon \gamma_E} \frac{\Gamma(2\varepsilon) \Gamma(1-2\varepsilon)^2}{\Gamma(2-3\varepsilon)} \frac{\Gamma(\varepsilon) \Gamma(1-\varepsilon)^2}{\Gamma(2-2\varepsilon)} \left(-\frac{\mu^2}{p^2 + i\epsilon} \right)^{2\varepsilon}. \end{aligned} \quad (\text{A.22})$$

They were calculated in ref. [183]. The measure is defined as

$$[d^d k] = \mu^{2\epsilon} e^{\varepsilon \gamma_E} \frac{d^d k}{\pi^{d/2}}. \quad (\text{A.23})$$

and the additional factors of $e^{\varepsilon \gamma_E}$ remove the γ_E -dependence in the results.

B Two- and three-body phase space parametrisation

In this section we describe the phase space parametrisation we used for evaluating the virtual cross sections for the $2 \rightarrow 2$ and $2 \rightarrow 3$ processes (cf. [184–189]).

The momentum fractions x_1 and x_2 are parameterised using the τ and the rapidity η , defined as

$$\tau = x_1 x_2, \quad \eta = \frac{1}{2} \ln \frac{x_1}{x_2} \quad \text{or} \quad x_1 = \sqrt{\tau} \exp \eta, \quad x_2 = \sqrt{\tau} \exp -\eta. \quad (\text{B.1})$$

The integral measure and boundaries transform as

$$\int_0^1 dx_1 \int_0^1 dx_2 \longrightarrow \int_0^1 d\tau \int_{\frac{1}{2} \ln \tau}^{-\frac{1}{2} \ln \tau} d\eta. \quad (\text{B.2})$$

We sample τ and η linearly from the hypercube. The incoming momenta are taken along the z -axis and expressed in the center-of-mass frame

$$p_1 = \frac{\hat{E}_{\text{CM}}}{2} (1, 0, 0, 1), \quad p_2 = \frac{\hat{E}_{\text{CM}}}{2} (1, 0, 0, -1), \quad (\text{B.3})$$

where $\hat{E}_{\text{CM}} = \sqrt{\tau} E_{\text{CM}} = \sqrt{\tau s}$.

The two-body phase space we decompose as

$$\int d\Pi_2(q_1, q_2) = \frac{\lambda^{\frac{1}{2}}(s, s_1, s_2)}{8s} \int_{-1}^1 d\cos\theta \int_0^{2\pi} d\varphi, \quad (\text{B.4})$$

where $s_1 = q_1^2$, $s_2 = q_2^2$, $s = p^2$ and $p = q_1 + q_2$ is the total incoming momentum. In the rest frame of p the momenta q_1 and q_2 are back-to-back along a direction determined by the angles φ and $\cos\theta$. The outgoing momenta read

$$q_1 = B(\vec{v}) R(\varphi, \cos\theta) \begin{pmatrix} \frac{s+s_1-s_2}{2\sqrt{s}} \\ 0 \\ 0 \\ \frac{\lambda^{1/2}(s, s_1, s_2)}{2\sqrt{s}} \end{pmatrix} \quad \text{and} \quad q_2 = p - q_1 \quad (\text{B.5})$$

where $R(\varphi, \cos\theta)$ is a rotation matrix and $B(\vec{v})$ a boost with velocity $\vec{v} = \vec{p}/p^0$. The three-body phase space we decompose as

$$\int \Pi_3 = \int d\Pi_2(q_1, q_{32}) \int_{s_{32,\min}}^{s_{32,\max}} ds_{32} \int d\Pi(q_3, q_2) \quad (\text{B.6})$$

where the bounds are

$$s_{32,\min} = (\sqrt{s_2} + \sqrt{s_3})^2 \quad \text{and} \quad s_{32,\max} = (\hat{E}_{\text{CM}} - \sqrt{s_1})^2 \quad (\text{B.7})$$

for $s_i = q_i^2$.

The invariant s_{32} and the angle φ are sampled linearly from the unit hypercube. We further express the $\cos \theta$ of the two-body phase space building blocks as t -channel invariants. For two incoming momenta p_a and p_b with $p = p_a + p_b$ the invariant reads

$$t = (q_1 - p_1)^2 = s_1 + s_a - \frac{(s + s_1 - s_2)(s + s_a - s_b) - \lambda^{\frac{1}{2}}(s, s_1, s_2)\lambda^{\frac{1}{2}}(s, s_a, s_b) \cos \theta}{2s} \quad (\text{B.8})$$

where $s_a = p_a^2$ and $s_b = p_b^2$. The integral transforms as

$$\int_{-1}^1 d \cos \theta = \frac{2s}{\lambda^{\frac{1}{2}}(s, s_1, s_2)\lambda^{\frac{1}{2}}(s, s_a, s_b)} \int_{-t_{\max}}^{-t_{\min}} d|t| \quad (\text{B.9})$$

where the bounds of t follow from the bounds of $\cos \theta$ and eq. (B.8). We use importance sampling to map the invariant t from the hypercube variable r to explicitly account for the pure t -channel resonance structure $1/t^2$ using the change of variables

$$\phi(r) = \left[(\phi_{\max} - m^2)^{1-\nu} r + (\phi_{\min} - m^2)^{1-\nu} (1-r) \right]^{\frac{1}{1-\nu}} + m^2 \quad (\text{B.10})$$

$$\frac{d\phi}{dr} = \frac{[(\phi_{\max} - m^2)^{1-\nu} - (\phi_{\min} - m^2)^{1-\nu}]}{1-\nu} (\phi - m^2)^\nu, \quad (\text{B.11})$$

for $\phi = |t|$, $\phi_{\min} = -t_{\max}$ and $\phi_{\max} = -t_{\min}$. We set $m^2 = 0$ if $\phi_{\min} \neq 0$ and otherwise to a small parameter $m^2 = -E_{\text{CM}}^2/10^2$. In the latter case, the phase space is subject to a transverse momentum and/or rapidity cut in order for the cross section to be finite. Instead of $\nu = 2$, we find $\nu = 1.5$ to result in better performance, which may be related to numerator effects and the interference contribution with the u -channel. Note that we do not address the pure u -channel resonance $1/u^2$, which is typically accounted for using multi-channelling. However, for indistinguishable particles in the final state we can effectively map the u -channel onto the t -channel.

References

- [1] ATLAS collaboration, *Observation of WWW Production in pp Collisions at $\sqrt{s} = 13$ TeV with the ATLAS Detector*, *Phys. Rev. Lett.* **129** (2022) 061803 [[2201.13045](#)].
- [2] ATLAS collaboration, *Search for triboson $W^\pm W^\pm W^\mp$ production in pp collisions at $\sqrt{s} = 8$ TeV with the ATLAS detector*, *Eur. Phys. J. C* **77** (2017) 141 [[1610.05088](#)].
- [3] CMS collaboration, *Observation of $WW\gamma$ production and search for $H\gamma$ production in proton-proton collisions at $\sqrt{s} = 13$ TeV*, *Phys. Rev. Lett.* **132** (2024) 121901 [[2310.05164](#)].
- [4] CMS collaboration, *Observation of the Production of Three Massive Gauge Bosons at $\sqrt{s} = 13$ TeV*, *Phys. Rev. Lett.* **125** (2020) 151802 [[2006.11191](#)].
- [5] F. Caola, W. Chen, C. Duhr, X. Liu, B. Mistlberger, F. Petriello et al., *The Path forward to N^3 LO*, in *Snowmass 2021*, 3, 2022 [[2203.06730](#)].
- [6] R. Boughezal et al., *Theory Techniques for Precision Physics – Snowmass 2021 TF06 Topical Group Report*, [2209.10639](#).
- [7] J. Andersen et al., *Les Houches 2023: Physics at TeV Colliders: Standard Model Working Group Report*, in *Physics of the TeV Scale and Beyond the Standard Model: Intensifying the Quest for New Physics*, 6, 2024 [[2406.00708](#)].
- [8] W.T. Giele and G. Zanderighi, *On the Numerical Evaluation of One-Loop Amplitudes: The Gluonic Case*, *JHEP* **06** (2008) 038 [[0805.2152](#)].
- [9] C.F. Berger, Z. Bern, L.J. Dixon, F. Febres Cordero, D. Forde, H. Ita et al., *An Automated Implementation of On-Shell Methods for One-Loop Amplitudes*, *Phys. Rev. D* **78** (2008) 036003 [[0803.4180](#)].
- [10] S. Badger, B. Biedermann, P. Uwer and V. Yundin, *Numerical evaluation of virtual corrections to multi-jet production in massless QCD*, *Comput. Phys. Commun.* **184** (2013) 1981 [[1209.0100](#)].
- [11] M. Czakon, C.G. Papadopoulos and M. Worek, *Polarizing the Dipoles*, *JHEP* **08** (2009) 085 [[0905.0883](#)].
- [12] G. Bevilacqua, M. Czakon, M.V. Garzelli, A. van Hameren, A. Kardos, C.G. Papadopoulos et al., *HELAC-NLO*, *Comput. Phys. Commun.* **184** (2013) 986 [[1110.1499](#)].
- [13] S. Actis, A. Denner, L. Hofer, A. Scharf and S. Uccirati, *Recursive generation of one-loop amplitudes in the Standard Model*, *JHEP* **04** (2013) 037 [[1211.6316](#)].
- [14] A. Denner, J.-N. Lang and S. Uccirati, *Recola2: REcursive Computation of One-Loop Amplitudes 2*, *Comput. Phys. Commun.* **224** (2018) 346 [[1711.07388](#)].
- [15] V. Hirschi, R. Frederix, S. Frixione, M.V. Garzelli, F. Maltoni and R. Pittau, *Automation of one-loop QCD corrections*, *JHEP* **05** (2011) 044 [[1103.0621](#)].
- [16] F. Cascioli, P. Maierhofer and S. Pozzorini, *Scattering Amplitudes with Open Loops*, *Phys. Rev. Lett.* **108** (2012) 111601 [[1111.5206](#)].
- [17] F. Buccioni, J.-N. Lang, J.M. Lindert, P. Maierhöfer, S. Pozzorini, H. Zhang et al., *OpenLoops 2*, *Eur. Phys. J. C* **79** (2019) 866 [[1907.13071](#)].
- [18] H.A. Chawdhry, M.L. Czakon, A. Mitov and R. Poncelet, *NNLO QCD corrections to three-photon production at the LHC*, *JHEP* **02** (2020) 057 [[1911.00479](#)].

- [19] S. Abreu, B. Page, E. Pascual and V. Sotnikov, *Leading-Color Two-Loop QCD Corrections for Three-Photon Production at Hadron Colliders*, *JHEP* **01** (2021) 078 [[2010.15834](#)].
- [20] H.A. Chawdhry, M. Czakon, A. Mitov and R. Poncelet, *Two-loop leading-color helicity amplitudes for three-photon production at the LHC*, *JHEP* **06** (2021) 150 [[2012.13553](#)].
- [21] S. Kallweit, V. Sotnikov and M. Wiesemann, *Triphoton production at hadron colliders in NNLO QCD*, *Phys. Lett. B* **812** (2021) 136013 [[2010.04681](#)].
- [22] S. Abreu, G. De Laurentis, H. Ita, M. Klinkert, B. Page and V. Sotnikov, *Two-loop QCD corrections for three-photon production at hadron colliders*, *SciPost Phys.* **15** (2023) 157 [[2305.17056](#)].
- [23] H.A. Chawdhry, M. Czakon, A. Mitov and R. Poncelet, *NNLO QCD corrections to diphoton production with an additional jet at the LHC*, *JHEP* **09** (2021) 093 [[2105.06940](#)].
- [24] S. Badger, T. Gehrmann, M. Marcoli and R. Moodie, *Next-to-leading order QCD corrections to diphoton-plus-jet production through gluon fusion at the LHC*, *Phys. Lett. B* **824** (2022) 136802 [[2109.12003](#)].
- [25] S. Badger, C. Brønnum-Hansen, D. Chicherin, T. Gehrmann, H.B. Hartanto, J. Henn et al., *Virtual QCD corrections to gluon-initiated diphoton plus jet production at hadron colliders*, *JHEP* **11** (2021) 083 [[2106.08664](#)].
- [26] S. Badger, M. Czakon, H.B. Hartanto, R. Moodie, T. Peraro, R. Poncelet et al., *Isolated photon production in association with a jet pair through next-to-next-to-leading order in QCD*, *JHEP* **10** (2023) 071 [[2304.06682](#)].
- [27] S. Abreu, F. Febres Cordero, H. Ita, B. Page and V. Sotnikov, *Planar Two-Loop Five-Parton Amplitudes from Numerical Unitarity*, *JHEP* **11** (2018) 116 [[1809.09067](#)].
- [28] S. Abreu, F. Febres Cordero, H. Ita, B. Page and V. Sotnikov, *Leading-color two-loop QCD corrections for three-jet production at hadron colliders*, *JHEP* **07** (2021) 095 [[2102.13609](#)].
- [29] M. Czakon, A. Mitov and R. Poncelet, *Next-to-Next-to-Leading Order Study of Three-Jet Production at the LHC*, *Phys. Rev. Lett.* **127** (2021) 152001 [[2106.05331](#)].
- [30] G. De Laurentis, H. Ita, M. Klinkert and V. Sotnikov, *Double-virtual NNLO QCD corrections for five-parton scattering. I. The gluon channel*, *Phys. Rev. D* **109** (2024) 094023 [[2311.10086](#)].
- [31] B. Agarwal, F. Buccioni, A. von Manteuffel and L. Tancredi, *Two-loop leading colour QCD corrections to $q\bar{q} \rightarrow \gamma\gamma g$ and $qg \rightarrow \gamma\gamma q$* , *JHEP* **04** (2021) 201 [[2102.01820](#)].
- [32] B. Agarwal, F. Buccioni, A. von Manteuffel and L. Tancredi, *Two-Loop Helicity Amplitudes for Diphoton Plus Jet Production in Full Color*, *Phys. Rev. Lett.* **127** (2021) 262001 [[2105.04585](#)].
- [33] B. Agarwal, F. Buccioni, F. Devoto, G. Gambuti, A. von Manteuffel and L. Tancredi, *Five-parton scattering in QCD at two loops*, *Phys. Rev. D* **109** (2024) 094025 [[2311.09870](#)].
- [34] G. De Laurentis, H. Ita and V. Sotnikov, *Double-virtual NNLO QCD corrections for five-parton scattering. II. The quark channels*, *Phys. Rev. D* **109** (2024) 094024 [[2311.18752](#)].
- [35] D. Chicherin, V. Sotnikov and S. Zoia, *Pentagon functions for one-mass planar scattering amplitudes*, *JHEP* **01** (2022) 096 [[2110.10111](#)].

- [36] S. Abreu, D. Chicherin, H. Ita, B. Page, V. Sotnikov, W. Tschernow et al., *All Two-Loop Feynman Integrals for Five-Point One-Mass Scattering*, *Phys. Rev. Lett.* **132** (2024) 141601 [[2306.15431](#)].
- [37] K.G. Chetyrkin and F.V. Tkachov, *Integration by parts: The algorithm to calculate β -functions in 4 loops*, *Nucl. Phys. B* **192** (1981) 159.
- [38] S. Laporta, *High-precision calculation of multiloop Feynman integrals by difference equations*, *Int. J. Mod. Phys. A* **15** (2000) 5087 [[hep-ph/0102033](#)].
- [39] A.V. Kotikov, *Differential equations method: New technique for massive Feynman diagrams calculation*, *Phys. Lett. B* **254** (1991) 158.
- [40] J.M. Henn, *Multiloop integrals in dimensional regularization made simple*, *Phys. Rev. Lett.* **110** (2013) 251601 [[1304.1806](#)].
- [41] A. von Manteuffel and R.M. Schabinger, *A novel approach to integration by parts reduction*, *Phys. Lett. B* **744** (2015) 101 [[1406.4513](#)].
- [42] M. Roth and A. Denner, *High-energy approximation of one loop Feynman integrals*, *Nucl. Phys. B* **479** (1996) 495 [[hep-ph/9605420](#)].
- [43] T. Binoth and G. Heinrich, *An automatized algorithm to compute infrared divergent multiloop integrals*, *Nucl. Phys. B* **585** (2000) 741 [[hep-ph/0004013](#)].
- [44] G. Heinrich, *Sector Decomposition*, *Int. J. Mod. Phys. A* **23** (2008) 1457 [[0803.4177](#)].
- [45] T. Binoth, J.P. Guillet, G. Heinrich, E. Pilon and C. Schubert, *An Algebraic/numerical formalism for one-loop multi-leg amplitudes*, *JHEP* **10** (2005) 015 [[hep-ph/0504267](#)].
- [46] Z. Nagy and D.E. Soper, *Numerical integration of one-loop Feynman diagrams for N-photon amplitudes*, *Phys. Rev. D* **74** (2006) 093006 [[hep-ph/0610028](#)].
- [47] D.E. Soper, *Techniques for QCD calculations by numerical integration*, *Phys. Rev. D* **62** (2000) 014009 [[hep-ph/9910292](#)].
- [48] C. Anastasiou, K. Melnikov and F. Petriello, *The Electron energy spectrum in muon decay through $O(\alpha^2)$* , *JHEP* **09** (2007) 014 [[hep-ph/0505069](#)].
- [49] A. Lazopoulos, K. Melnikov and F. Petriello, *QCD corrections to tri-boson production*, *Phys. Rev. D* **76** (2007) 014001 [[hep-ph/0703273](#)].
- [50] C. Anastasiou, S. Beerli and A. Daleo, *Evaluating multi-loop Feynman diagrams with infrared and threshold singularities numerically*, *JHEP* **05** (2007) 071 [[hep-ph/0703282](#)].
- [51] A. Lazopoulos, T. McElmurry, K. Melnikov and F. Petriello, *Next-to-leading order QCD corrections to $t\bar{t}Z$ production at the LHC*, *Phys. Lett. B* **666** (2008) 62 [[0804.2220](#)].
- [52] A. Lazopoulos, K. Melnikov and F.J. Petriello, *NLO QCD corrections to the production of $t\bar{t}Z$ in gluon fusion*, *Phys. Rev. D* **77** (2008) 034021 [[0709.4044](#)].
- [53] S. Borowka, J. Carter and G. Heinrich, *Numerical Evaluation of Multi-Loop Integrals for Arbitrary Kinematics with SecDec 2.0*, *Comput. Phys. Commun.* **184** (2013) 396 [[1204.4152](#)].
- [54] S. Borowka, G. Heinrich, S.P. Jones, M. Kerner, J. Schlenk and T. Zirke, *SecDec-3.0: numerical evaluation of multi-scale integrals beyond one loop*, *Comput. Phys. Commun.* **196** (2015) 470 [[1502.06595](#)].

- [55] S. Borowka, G. Heinrich, S. Jahn, S.P. Jones, M. Kerner, J. Schlenk et al., *pySecDec: a toolbox for the numerical evaluation of multi-scale integrals*, *Comput. Phys. Commun.* **222** (2018) 313 [[1703.09692](#)].
- [56] C. Bogner and S. Weinzierl, *Resolution of singularities for multi-loop integrals*, *Comput. Phys. Commun.* **178** (2008) 596 [[0709.4092](#)].
- [57] A.V. Smirnov and M.N. Tentyukov, *Feynman Integral Evaluation by a Sector decomposiTiOn Approach (FIESTA)*, *Comput. Phys. Commun.* **180** (2009) 735 [[0807.4129](#)].
- [58] A.V. Smirnov, V.A. Smirnov and M. Tentyukov, *FIESTA 2: Parallelizeable multiloop numerical calculations*, *Comput. Phys. Commun.* **182** (2011) 790 [[0912.0158](#)].
- [59] A.V. Smirnov, *FIESTA4: Optimized Feynman integral calculations with GPU support*, *Comput. Phys. Commun.* **204** (2016) 189 [[1511.03614](#)].
- [60] A.V. Smirnov, N.D. Shapurov and L.I. Vysotsky, *FIESTA5: Numerical high-performance Feynman integral evaluation*, *Comput. Phys. Commun.* **277** (2022) 108386 [[2110.11660](#)].
- [61] B. Agarwal, G. Heinrich, S.P. Jones, M. Kerner, S.Y. Klein, J. Lang et al., *Two-loop amplitudes for $t\bar{t}H$ production: the quark-initiated N_f -part*, *JHEP* **05** (2024) 013 [[2402.03301](#)].
- [62] M. Borinsky, H.J. Munch and F. Tellander, *Tropical Feynman integration in the Minkowski regime*, *Comput. Phys. Commun.* **292** (2023) 108874 [[2302.08955](#)].
- [63] M. Borinsky, *Tropical Monte Carlo quadrature for Feynman integrals*, *Ann. Inst. H. Poincaré D Comb. Phys. Interact.* **10** (2023) 635 [[2008.12310](#)].
- [64] S. Bloch and D. Kreimer, *Cutkosky Rules and Outer Space*, [1512.01705](#).
- [65] S. Abreu, R. Britto, C. Duhr and E. Gardi, *From multiple unitarity cuts to the coproduct of Feynman integrals*, *JHEP* **10** (2014) 125 [[1401.3546](#)].
- [66] S. Abreu, R. Britto, C. Duhr and E. Gardi, *Cuts from residues: the one-loop case*, *JHEP* **06** (2017) 114 [[1702.03163](#)].
- [67] N. Arkani-Hamed and E.Y. Yuan, *One-Loop Integrals from Spherical Projections of Planes and Quadrics*, [1712.09991](#).
- [68] E.T. Tomboulis, *Causality and Unitarity via the Tree-Loop Duality Relation*, *JHEP* **05** (2017) 148 [[1701.07052](#)].
- [69] J. Collins, *A new and complete proof of the Landau condition for pinch singularities of Feynman graphs and other integrals*, [2007.04085](#).
- [70] J.L. Bourjaily, H. Hannesdottir, A.J. McLeod, M.D. Schwartz and C. Vergu, *Sequential Discontinuities of Feynman Integrals and the Monodromy Group*, *JHEP* **01** (2021) 205 [[2007.13747](#)].
- [71] H.S. Hannesdottir, A.J. McLeod, M.D. Schwartz and C. Vergu, *Implications of the Landau equations for iterated integrals*, *Phys. Rev. D* **105** (2022) L061701 [[2109.09744](#)].
- [72] R.P. Klausen, *Kinematic singularities of Feynman integrals and principal A-determinants*, *JHEP* **02** (2022) 004 [[2109.07584](#)].
- [73] S. Mizera, *Crossing symmetry in the planar limit*, *Phys. Rev. D* **104** (2021) 045003 [[2104.12776](#)].

- [74] M. Correia, A. Sever and A. Zhiboedov, *Probing multi-particle unitarity with the Landau equations*, *SciPost Phys.* **13** (2022) 062 [[2111.12100](#)].
- [75] J.L. Bourjaily, C. Vergu and M. von Hippel, *Landau singularities and higher-order polynomial roots*, *Phys. Rev. D* **108** (2023) 085021 [[2208.12765](#)].
- [76] W. Flieger and W.J. Torres Bobadilla, *Landau and leading singularities in arbitrary space-time dimensions*, [2210.09872](#).
- [77] G. Gambuti, D.A. Kosower, P.P. Novichkov and L. Tancredi, *Finite Feynman Integrals*, [2311.16907](#).
- [78] C. Fevola, S. Mizera and S. Telen, *Landau Singularities Revisited: Computational Algebraic Geometry for Feynman Integrals*, *Phys. Rev. Lett.* **132** (2024) 101601 [[2311.14669](#)].
- [79] M. Mühlbauer, *Cutkosky’s Theorem: one-loop and beyond*, Ph.D. thesis, Humboldt U., Berlin, 2023. [10.18452/27487](#).
- [80] H.S. Hannesdottir, L. Lippstreu, A.J. McLeod and M. Polackova, *Minimal Cuts and Genealogical Constraints on Feynman Integrals*, [2406.05943](#).
- [81] C. Dlapa, M. Helmer, G. Papathanasiou and F. Tellander, *Symbol alphabets from the Landau singular locus*, *JHEP* **10** (2023) 161 [[2304.02629](#)].
- [82] P. Tourkine and A. Zhiboedov, *Scattering amplitudes from dispersive iterations of unitarity*, *JHEP* **11** (2023) 005 [[2303.08839](#)].
- [83] M.Q. Huber, W.J. Kern and R. Alkofer, *Analytic structure of three-point functions from contour deformations*, *Phys. Rev. D* **107** (2023) 074026 [[2212.02515](#)].
- [84] E. Gardi, F. Herzog, S. Jones, Y. Ma and J. Schlenk, *The on-shell expansion: from Landau equations to the Newton polytope*, *JHEP* **07** (2023) 197 [[2211.14845](#)].
- [85] D.E. Soper, *Talk on QCD calculations by numerical integration*, in *4th International Symposium on Radiative Corrections: Applications of Quantum Field Theory to Phenomenology*, pp. 305–315, 9, 1998 [[hep-ph/9812324](#)].
- [86] D.E. Soper, *QCD calculations by numerical integration*, *Phys. Rev. Lett.* **81** (1998) 2638 [[hep-ph/9804454](#)].
- [87] D.E. Soper, *Choosing integration points for QCD calculations by numerical integration*, *Phys. Rev. D* **64** (2001) 034018 [[hep-ph/0103262](#)].
- [88] M. Krämer and D.E. Soper, *Next-to-leading order numerical calculations in Coulomb gauge*, *Phys. Rev. D* **66** (2002) 054017 [[hep-ph/0204113](#)].
- [89] D.E. Soper, “beowulf” <https://pages.uoregon.edu/soper/beowulf/>.
- [90] T. Kinoshita, *Mass singularities of Feynman amplitudes*, *J. Math. Phys.* **3** (1962) 650.
- [91] T.D. Lee and M. Nauenberg, *Degenerate Systems and Mass Singularities*, *Phys. Rev.* **133** (1964) B1549.
- [92] Z. Capatti, V. Hirschi, A. Pelloni and B. Ruijl, *Local Unitarity: a representation of differential cross-sections that is locally free of infrared singularities at any order*, *JHEP* **04** (2021) 104 [[2010.01068](#)].
- [93] Z. Capatti, V. Hirschi and B. Ruijl, *Local unitarity: cutting raised propagators and localising renormalisation*, *JHEP* **10** (2022) 120 [[2203.11038](#)].

- [94] A. A. H., E. Chaubey, M. Fraaije, V. Hirschi and H.-S. Shao, *Light-by-light scattering at next-to-leading order in QCD and QED*, *Phys. Lett. B* **851** (2024) 138555 [[2312.16956](#)].
- [95] G. Sterman and A. Venkata, *Local infrared safety in time-ordered perturbation theory*, *JHEP* **02** (2024) 101 [[2309.13023](#)].
- [96] LTD collaboration, *Vacuum amplitudes and time-like causal unitarity in the loop-tree duality*, [2404.05492](#).
- [97] S. Ramírez-Uribe, P.K. Dhani, G.F.R. Sborlini and G. Rodrigo, *Rewording theoretical predictions at colliders with vacuum amplitudes*, [2404.05491](#).
- [98] S. Buchta, G. Chachamis, P. Draggiotis, I. Malamos and G. Rodrigo, *On the singular behaviour of scattering amplitudes in quantum field theory*, *JHEP* **11** (2014) 014 [[1405.7850](#)].
- [99] R.J. Hernandez-Pinto, G.F.R. Sborlini and G. Rodrigo, *Towards gauge theories in four dimensions*, *JHEP* **02** (2016) 044 [[1506.04617](#)].
- [100] G.F.R. Sborlini, F. Driencourt-Mangin, R. Hernandez-Pinto and G. Rodrigo, *Four-dimensional unsubtraction from the loop-tree duality*, *JHEP* **08** (2016) 160 [[1604.06699](#)].
- [101] G.F.R. Sborlini, F. Driencourt-Mangin and G. Rodrigo, *Four-dimensional unsubtraction with massive particles*, *JHEP* **10** (2016) 162 [[1608.01584](#)].
- [102] R. Runkel, Z. Ször, J.P. Vesga and S. Weinzierl, *Integrands of loop amplitudes within loop-tree duality*, *Phys. Rev. D* **101** (2020) 116014 [[1906.02218](#)].
- [103] S. Seth and S. Weinzierl, *Numerical integration of subtraction terms*, *Phys. Rev. D* **93** (2016) 114031 [[1605.06646](#)].
- [104] Z. Nagy and D.E. Soper, *General subtraction method for numerical calculation of one loop QCD matrix elements*, *JHEP* **09** (2003) 055 [[hep-ph/0308127](#)].
- [105] G.F. Sterman, *Partons, factorization and resummation*, *TASI 95*, in *Theoretical Advanced Study Institute in Elementary Particle Physics (TASI 95): QCD and Beyond*, pp. 327–408, 6, 1995 [[hep-ph/9606312](#)].
- [106] G.F. Sterman and M.E. Tejeda-Yeomans, *Multiloop amplitudes and resummation*, *Phys. Lett. B* **552** (2003) 48 [[hep-ph/0210130](#)].
- [107] G.F. Sterman, *An Introduction to quantum field theory*, Cambridge University Press (8, 1993).
- [108] O. Erdoğan and G. Sterman, *Ultraviolet divergences and factorization for coordinate-space amplitudes*, *Phys. Rev. D* **91** (2015) 065033 [[1411.4588](#)].
- [109] Y. Ma, *A Forest Formula to Subtract Infrared Singularities in Amplitudes for Wide-angle Scattering*, *JHEP* **05** (2020) 012 [[1910.11304](#)].
- [110] R. Akhoury, *Mass Divergences of Wide Angle Scattering Amplitudes*, *Phys. Rev. D* **19** (1979) 1250.
- [111] A. Sen, *Asymptotic Behavior of the Wide Angle On-Shell Quark Scattering Amplitudes in Nonabelian Gauge Theories*, *Phys. Rev. D* **28** (1983) 860.
- [112] S. Catani and M.H. Seymour, *NLO calculations in QCD: A General algorithm*, *Nucl. Phys. B Proc. Suppl.* **51** (1996) 233 [[hep-ph/9607318](#)].

- [113] J.C. Collins, *Sudakov form-factors*, *Adv. Ser. Direct. High Energy Phys.* **5** (1989) 573 [[hep-ph/0312336](#)].
- [114] L.J. Dixon, L. Magnea and G.F. Sterman, *Universal structure of subleading infrared poles in gauge theory amplitudes*, *JHEP* **08** (2008) 022 [[0805.3515](#)].
- [115] T. Becher and M. Neubert, *Infrared singularities of scattering amplitudes in perturbative QCD*, *Phys. Rev. Lett.* **102** (2009) 162001 [[0901.0722](#)].
- [116] I. Feige and M.D. Schwartz, *Hard-Soft-Collinear Factorization to All Orders*, *Phys. Rev. D* **90** (2014) 105020 [[1403.6472](#)].
- [117] G.F. Sterman, *Mass Divergences in Annihilation Processes. 1. Origin and Nature of Divergences in Cut Vacuum Polarization Diagrams*, *Phys. Rev. D* **17** (1978) 2773.
- [118] S.B. Libby and G.F. Sterman, *Jet and Lepton Pair Production in High-Energy Lepton-Hadron and Hadron-Hadron Scattering*, *Phys. Rev. D* **18** (1978) 3252.
- [119] J.C. Collins, D.E. Soper and G.F. Sterman, *Factorization of Hard Processes in QCD*, *Adv. Ser. Direct. High Energy Phys.* **5** (1989) 1 [[hep-ph/0409313](#)].
- [120] T. Becher, A. Broggio and A. Ferroglia, *Introduction to Soft-Collinear Effective Theory*, vol. 896, Springer (2015), [10.1007/978-3-319-14848-9](#), [[1410.1892](#)].
- [121] M. Assadsolimani, S. Becker and S. Weinzierl, *A Simple formula for the infrared singular part of the integrand of one-loop QCD amplitudes*, *Phys. Rev. D* **81** (2010) 094002 [[0912.1680](#)].
- [122] M. Assadsolimani, S. Becker, C. Reuschle and S. Weinzierl, *Infrared singularities in one-loop amplitudes*, *Nucl. Phys. B Proc. Suppl.* **205-206** (2010) 224 [[1006.4609](#)].
- [123] S. Becker, D. Goetz, C. Reuschle, C. Schwan and S. Weinzierl, *NLO results for five, six and seven jets in electron-positron annihilation*, *Phys. Rev. Lett.* **108** (2012) 032005 [[1111.1733](#)].
- [124] S. Becker, C. Reuschle and S. Weinzierl, *Efficiency Improvements for the Numerical Computation of NLO Corrections*, *JHEP* **07** (2012) 090 [[1205.2096](#)].
- [125] W. Gong, Z. Nagy and D.E. Soper, *Direct numerical integration of one-loop Feynman diagrams for N-photon amplitudes*, *Phys. Rev. D* **79** (2009) 033005 [[0812.3686](#)].
- [126] S. Becker and S. Weinzierl, *Direct numerical integration for multi-loop integrals*, *Eur. Phys. J. C* **73** (2013) 2321 [[1211.0509](#)].
- [127] S. Becker, C. Reuschle and S. Weinzierl, *Numerical NLO QCD calculations*, *JHEP* **12** (2010) 013 [[1010.4187](#)].
- [128] C. Anastasiou and G. Sterman, *Removing infrared divergences from two-loop integrals*, *JHEP* **07** (2019) 056 [[1812.03753](#)].
- [129] C. Anastasiou, R. Haindl, G. Sterman, Z. Yang and M. Zeng, *Locally finite two-loop amplitudes for off-shell multi-photon production in electron-positron annihilation*, *JHEP* **04** (2021) 222 [[2008.12293](#)].
- [130] C. Anastasiou and G. Sterman, *Locally finite two-loop QCD amplitudes from IR universality for electroweak production*, *JHEP* **05** (2023) 242 [[2212.12162](#)].
- [131] C. Anastasiou, J. Karlen, G. Sterman and A. Venkata, *Locally finite two-loop amplitudes for electroweak production through gluon fusion*, [2403.13712](#).

- [132] Z. Capatti, V. Hirschi, D. Kermanschah, A. Pelloni and B. Ruijl, *Numerical Loop-Tree Duality: contour deformation and subtraction*, *JHEP* **04** (2020) 096 [[1912.09291](#)].
- [133] G.T. Bodwin, *Factorization of the Drell-Yan Cross-Section in Perturbation Theory*, *Phys. Rev. D* **31** (1985) 2616.
- [134] J.C. Collins, D.E. Soper and G.F. Sterman, *Factorization for Short Distance Hadron - Hadron Scattering*, *Nucl. Phys. B* **261** (1985) 104.
- [135] S. Catani, T. Gleisberg, F. Krauss, G. Rodrigo and J.-C. Winter, *From loops to trees by-passing Feynman's theorem*, *JHEP* **09** (2008) 065 [[0804.3170](#)].
- [136] J.J. Aguilera-Verdugo, F. Driencourt-Mangin, J. Plenter, S. Ramírez-Urbe, G. Rodrigo, G.F.R. Sborlini et al., *Causality, unitarity thresholds, anomalous thresholds and infrared singularities from the loop-tree duality at higher orders*, *JHEP* **12** (2019) 163 [[1904.08389](#)].
- [137] J.J. Aguilera-Verdugo, F. Driencourt-Mangin, R.J. Hernández-Pinto, J. Plenter, S. Ramírez-Urbe, A.E. Renteria Olivo et al., *Open Loop Amplitudes and Causality to All Orders and Powers from the Loop-Tree Duality*, *Phys. Rev. Lett.* **124** (2020) 211602 [[2001.03564](#)].
- [138] J. Jesús Aguilera-Verdugo, R.J. Hernández-Pinto, G. Rodrigo, G.F.R. Sborlini and W.J. Torres Bobadilla, *Mathematical properties of nested residues and their application to multi-loop scattering amplitudes*, *JHEP* **02** (2021) 112 [[2010.12971](#)].
- [139] S. Ramírez-Urbe, R.J. Hernández-Pinto, G. Rodrigo and G.F.R. Sborlini, *From Five-Loop Scattering Amplitudes to Open Trees with the Loop-Tree Duality*, *Symmetry* **14** (2022) 2571 [[2211.03163](#)].
- [140] R. Runkel, Z. Ször, J.P. Vesga and S. Weinzierl, *Causality and loop-tree duality at higher loops*, *Phys. Rev. Lett.* **122** (2019) 111603 [[1902.02135](#)].
- [141] Z. Capatti, V. Hirschi, D. Kermanschah and B. Ruijl, *Loop-Tree Duality for Multiloop Numerical Integration*, *Phys. Rev. Lett.* **123** (2019) 151602 [[1906.06138](#)].
- [142] J.J. Aguilera-Verdugo, R.J. Hernandez-Pinto, G. Rodrigo, G.F.R. Sborlini and W.J. Torres Bobadilla, *Causal representation of multi-loop Feynman integrands within the loop-tree duality*, *JHEP* **01** (2021) 069 [[2006.11217](#)].
- [143] S. Ramírez-Urbe, R.J. Hernández-Pinto, G. Rodrigo, G.F.R. Sborlini and W.J. Torres Bobadilla, *Universal opening of four-loop scattering amplitudes to trees*, *JHEP* **04** (2021) 129 [[2006.13818](#)].
- [144] G.F.R. Sborlini, *Geometrical approach to causality in multiloop amplitudes*, *Phys. Rev. D* **104** (2021) 036014 [[2102.05062](#)].
- [145] W.J. Torres Bobadilla, *Loop-tree duality from vertices and edges*, *JHEP* **04** (2021) 183 [[2102.05048](#)].
- [146] W.J.T. Bobadilla, *Lotty – The loop-tree duality automation*, *Eur. Phys. J. C* **81** (2021) 514 [[2103.09237](#)].
- [147] P. Benincasa and W.J.T. Bobadilla, *Physical representations for scattering amplitudes and the wavefunction of the universe*, *SciPost Phys.* **12** (2022) 192 [[2112.09028](#)].
- [148] S. Kromin, N. Schwanemann and S. Weinzierl, *Amplitudes within causal loop-tree duality*, *Phys. Rev. D* **106** (2022) 076006 [[2208.01060](#)].

- [149] Z. Capatti, V. Hirschi, D. Kermanschah, A. Pelloni and B. Ruijl, *Manifestly Causal Loop-Tree Duality*, [2009.05509](#).
- [150] Z. Capatti, V. Hirschi, D. Kermanschah, A. Pelloni and B. Ruijl, *cLTD*, Sept., 2020. <https://doi.org/10.5281/zenodo.7229437>.
- [151] Z. Capatti, *Exposing the threshold structure of loop integrals*, *Phys. Rev. D* **107** (2023) L051902 [[2211.09653](#)].
- [152] Z. Capatti, *Derivation of the Cross-Free Family representation for the box diagram*, *PoS RADCOR2023* (2024) 027 [[2311.14374](#)].
- [153] S. Buchta, G. Chachamis, P. Draggiotis and G. Rodrigo, *Numerical implementation of the loop-tree duality method*, *Eur. Phys. J. C* **77** (2017) 274 [[1510.00187](#)].
- [154] D. Kermanschah, *Numerical integration of loop integrals in momentum space*, Ph.D. thesis, Zurich, ETH, 2022. 10.3929/ethz-b-000602637.
- [155] E. de Doncker, Y. Shimizu, J. Fujimoto, F. Yuasa, K. Kaugars, L. Cucos et al., *Loop integration results using numerical extrapolation for a non-scalar integral*, *Nucl. Instrum. Meth. A* **534** (2004) 269 [[hep-ph/0405098](#)].
- [156] F. Yuasa, E. de Doncker, N. Hamaguchi, T. Ishikawa, K. Kato, Y. Kurihara et al., *Numerical Computation of Two-loop Box Diagrams with Masses*, *Comput. Phys. Commun.* **183** (2012) 2136 [[1112.0637](#)].
- [157] E. de Doncker, F. Yuasa, K. Kato, T. Ishikawa, J. Kapenga and O. Olagbemi, *Regularization with Numerical Extrapolation for Finite and UV-Divergent Multi-loop Integrals*, *Comput. Phys. Commun.* **224** (2018) 164 [[1702.04904](#)].
- [158] J. Baglio, F. Campanario, S. Glaus, M. Mühlleitner, J. Ronca, M. Spira et al., *Higgs-Pair Production via Gluon Fusion at Hadron Colliders: NLO QCD Corrections*, *JHEP* **04** (2020) 181 [[2003.03227](#)].
- [159] R. Pittau and B. Webber, *Direct numerical evaluation of multi-loop integrals without contour deformation*, *Eur. Phys. J. C* **82** (2022) 55 [[2110.12885](#)].
- [160] R. Pittau, *Monte Carlo evaluation of divergent one-loop integrals without contour deformation*, [2404.14868](#).
- [161] W. Kilian and T. Kleinschmidt, *Numerical Evaluation of Feynman Loop Integrals by Reduction to Tree Graphs*, [0912.3495](#).
- [162] D. Kermanschah, *Numerical integration of loop integrals through local cancellation of threshold singularities*, *JHEP* **01** (2022) 151 [[2110.06869](#)].
- [163] G. Sterman, *Comments on collinear factorization*, in *Snowmass 2021*, 7, 2022 [[2207.06507](#)].
- [164] S. Catani, *The Singular behavior of QCD amplitudes at two loop order*, *Phys. Lett. B* **427** (1998) 161 [[hep-ph/9802439](#)].
- [165] C. Anastasiou, E.W.N. Glover and M.E. Tejeda-Yeomans, *Two loop QED and QCD corrections to massless fermion boson scattering*, *Nucl. Phys. B* **629** (2002) 255 [[hep-ph/0201274](#)].
- [166] R. Haindl, *Infrared Singularities in Higher Order Computations in Gauge Theories*, Ph.D. thesis, Zurich, ETH, 2022. 10.3929/ethz-b-000589945.
- [167] P. Nogueira, *Automatic Feynman Graph Generation*, *J. Comput. Phys.* **105** (1993) 279.

- [168] J.A.M. Vermaseren, *New features of FORM*, [math-ph/0010025](#).
- [169] B. Ruijl, T. Ueda and J. Vermaseren, *FORM version 4.2*, [1707.06453](#).
- [170] T. Ueda, T. Kaneko, B. Ruijl and J.A.M. Vermaseren, *Further developments of FORM*, *J. Phys. Conf. Ser.* **1525** (2020) 012013.
- [171] G.P. Lepage, *A New Algorithm for Adaptive Multidimensional Integration*, *J. Comput. Phys.* **27** (1978) 192.
- [172] G.P. Lepage, *Adaptive multidimensional integration: VEGAS enhanced*, *J. Comput. Phys.* **439** (2021) 110386 [[2009.05112](#)].
- [173] T. Hahn, *CUBA: A Library for multidimensional numerical integration*, *Comput. Phys. Commun.* **168** (2005) 78 [[hep-ph/0404043](#)].
- [174] H. Murayama, I. Watanabe and K. Hagiwara, *HELAS: HELicity amplitude subroutines for Feynman diagram evaluations*, .
- [175] A. Buckley, J. Ferrando, S. Lloyd, K. Nordström, B. Page, M. Rüfenacht et al., *LHAPDF6: parton density access in the LHC precision era*, *Eur. Phys. J. C* **75** (2015) 132 [[1412.7420](#)].
- [176] S. Kallweit, J.M. Lindert, P. Maierhöfer, S. Pozzorini and M. Schönherr, *NLO electroweak automation and precise predictions for W +multijet production at the LHC*, *JHEP* **04** (2015) 012 [[1412.5157](#)].
- [177] F. Buccioni, S. Pozzorini and M. Zoller, *On-the-fly reduction of open loops*, *Eur. Phys. J. C* **78** (2018) 70 [[1710.11452](#)].
- [178] J. Alwall, R. Frederix, S. Frixione, V. Hirschi, F. Maltoni, O. Mattelaer et al., *The automated computation of tree-level and next-to-leading order differential cross sections, and their matching to parton shower simulations*, *JHEP* **07** (2014) 079 [[1405.0301](#)].
- [179] C. Anastasiou, J. Karlen and M. Vicini, *Tensor reduction of loop integrals*, *JHEP* **12** (2023) 169 [[2308.14701](#)].
- [180] T. Binoth et al., *A Proposal for a Standard Interface between Monte Carlo Tools and One-Loop Programs*, *Comput. Phys. Commun.* **181** (2010) 1612 [[1001.1307](#)].
- [181] S. Alioli et al., *Update of the Binoth Les Houches Accord for a standard interface between Monte Carlo tools and one-loop programs*, *Comput. Phys. Commun.* **185** (2014) 560 [[1308.3462](#)].
- [182] H.-L. Lai, M. Guzzi, J. Huston, Z. Li, P.M. Nadolsky, J. Pumplin et al., *New parton distributions for collider physics*, *Phys. Rev. D* **82** (2010) 074024 [[1007.2241](#)].
- [183] C. Anastasiou, E.W.N. Glover and C. Oleari, *The two-loop scalar and tensor pentabox graph with light-like legs*, *Nucl. Phys. B* **575** (2000) 416 [[hep-ph/9912251](#)].
- [184] J. Hilgart, R. Kleiss and F. Le Diberder, *An Electroweak Monte Carlo for four fermion production*, *Comput. Phys. Commun.* **75** (1993) 191.
- [185] F.A. Berends, R. Pittau and R. Kleiss, *All electroweak four fermion processes in electron - positron collisions*, *Nucl. Phys. B* **424** (1994) 308 [[hep-ph/9404313](#)].
- [186] A. Denner, S. Dittmaier, M. Roth and D. Wackeroth, *Predictions for all processes $e^+ e^- \rightarrow 4$ fermions + gamma*, *Nucl. Phys. B* **560** (1999) 33 [[hep-ph/9904472](#)].
- [187] M. Roth, *Precise predictions for four fermion production in electron positron annihilation*, other thesis, 1999, [[hep-ph/0008033](#)].

- [188] S. Dittmaier and M. Roth, *LUSIFER: A LUCid approach to six FERMion production*, *Nucl. Phys. B* **642** (2002) 307 [[hep-ph/0206070](#)].
- [189] B.P. Kersevan and E. Richter-Was, *Improved phase space treatment of massive multi-particle final states*, *Eur. Phys. J. C* **39** (2005) 439 [[hep-ph/0405248](#)].