

Landscapes of an out-of-equilibrium anyonic sea

Gu Zhang,^{1,*} Igor Gornyi,^{2,†} and Yuval Gefen^{3,‡}

¹*Beijing Academy of Quantum Information Sciences, Beijing 100193, China*

²*Institute for Quantum Materials and Technologies and Institut für Theorie der Kondensierten Materie, Karlsruhe Institute of Technology, 76131 Karlsruhe, Germany*

³*Department of Condensed Matter Physics, Weizmann Institute of Science, Rehovot 761001, Israel*

The low-energy dynamics of two-dimensional topological matter hinges on its one-dimensional edge modes. Tunneling between fractional quantum Hall edge modes facilitates the study of anyonic statistics: it induces time-domain braiding that dominates signals from diluted anyon beams. We develop a framework for characterizing one-dimensional out-of-equilibrium anyonic states and define their effective potential and temperature, both arising from anyonic braiding, as well as the landscape of their excitations. Unlike fermions, the effective anyon potential depends on the type of the tunneling quasiparticles; non-equilibrium anyonic states are underlain by power-law energy distributions. This allows “hot” anyons to tunnel above the chemical potential of the source, which we capture by a measurable universal witness function. Our analysis raises the prospect of generalizing the kinetic approach to compressible anyonic matter in higher dimensions.

The foundational observations associated with non-conventional quantum statistics (see, e.g., Refs. [1–4]), and the prospects for harnessing this for the design of quantum information platforms [5–9], render the physics of anyons a focal point of interest, with recent experiments on fractional quantum Hall (QH) edge states [10–20] following a long line of theoretical study [21–50]. Remarkable breakthrough has been reported in identifying the anyonic braiding phase employing Fabry-Perot interferometry [10, 11, 13, 14], Mach-Zehnder [15, 20, 51], as well as Hong-Ou-Mandel (HOM) collider setups [12, 16, 18, 19]. With the latter, the anyonic braiding phase was produced through “time-domain braiding” [43], a generalization of “bubble-diagram braiding” [35, 36], see Supplemental Information (SI) [52] Sec. S1 for illustration. This process comprises an exchange between an incoming anyon (part of a source-injected non-equilibrium beam) [35, 36] and a quasiparticle-quasihole pair generated at the collider; this is followed by the annihilation of this pair at a later time, hence “time-domain braiding”. Admittedly, the results reported in Refs. [12, 16, 18, 19] do not provide a direct observation of how time-domain braiding influences individual-anyon tunneling events, in which the anyonic gas is maintained out of equilibrium.

The study reported here introduces the notion of *Laughlin surface*, the anyonic counterpart of electrons’ Fermi surface. Considering such strongly-correlated interacting particles, the very possibility of employing the quantum kinetic approach is far from obvious. The challenging questions here are: (i) whether the physics of non-equilibrium anyons, with Pauli blockade replaced by fractional statistics, differs from that of a non-equilibrium Fermi landscape, and (ii) whether non-equilibrium anyons can be described in terms of an effective surface, dubbed “Laughlin surface”, characterized by (iii) anyonic distribution functions with (iv) effective chemical potential and temperature. We show that the answer to these questions is in the affirmative.

Below we investigate the non-equilibrium landscape of excitations around the Laughlin surface, focusing on the impact of anyon-braiding dynamics. The inclusion of the latter radically distinguishes our analysis from earlier studies (Refs. [53, 54]), where equilibrium distributions of anyons have been evaluated with standard statistical-mechanics tools. The braiding-induced kinetics is behind our main findings, as detailed below.

Main results—(I). Anyon braiding induces an effective shift of the potential, V_{eff} , and an effective temperature, T_{eff} , in an out-of-equilibrium anyonic system (one-dimensional channel A below). These are diagnosed by an equilibrium anyonic channel B prepared at potential V_B and temperature T_B , tuned such that no net charge or heat transport between the channels implies $V_{\text{eff}} = V_B$ and $T_{\text{eff}} = T_B$ (cf. Refs. [55–57]). We further show that V_{eff} is generated by the non-equilibrium current, I_A , while T_{eff} is influenced by the corresponding non-equilibrium current noise S_A . **(II).** The non-equilibrium distribution function of excited anyon modes decreases slowly (power law) at high energies, in sharp contrast to the exponential decrease with the energy of equilibrium excitations. This implies finite non-equilibrium particle excitations even above the “ceiling” (the energy above which zero-temperature equilibrium particle distribution at the source vanishes). Hereafter, this is referred to as the generation of hot anyons by braiding. We construct a universal measurable function, \mathcal{W} , witnessing and characterizing this phenomenon. **(III).** At zero ambient temperature, charge tunneling from the non-equilibrium channel to the equilibrium one is only possible above the Laughlin surface (the surface of the anyonic sea) of the latter; The tunneling of anyons with energies below this Laughlin surface is blocked, in analogy to Pauli blocking for fermions. **(IV).** The effective potential depends on the type of quasiparticles that tunnel between the anyonic channels. These remarkable features are unique to out-of-equilibrium anyonic landscapes, which rely on

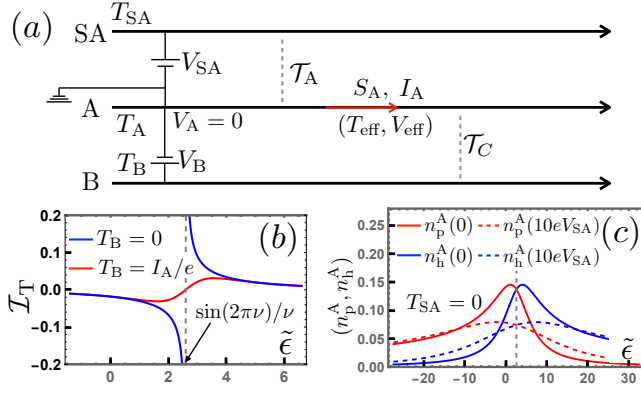


FIG. 1. The model, spectrum, and particle/hole distribution functions, as function of the dimensionless energy $\tilde{\epsilon} \equiv \epsilon/(I_A/e)$. (a) Channel A supports non-equilibrium current, I_A , coming from source SA. The effective potential V_{eff} and temperature T_{eff} of channel A are diagnosed by the equilibrium channel B. (b) The tunneling-current spectrum $\mathcal{I}_T(\epsilon)$ [in units of $(\tau_c I_A/e)^{2\nu-2}$], when $V_B = V_{\text{eff}} = I_A \sin(2\pi\nu)/\nu^2 e^2$, for zero (blue curve) and finite ($T_B = I_A/e$, red curve) temperatures of channel B. In both cases, the charge tunneling current vanishes: $I_T \equiv \nu e \int d\epsilon \mathcal{I}_T(\epsilon) = 0$. (c) Particle and hole distributions in channel A [in units of $(\tau_c I_A/e)^{\nu-1}$], for ambient $T_A = 0$ (solid curves) and $T_A = 10eV_{\text{SA}}$ (dashed curves), with $T_{\text{SA}} = 0$.

the anyonic statistical phase, and thus expected for compressible anyonic matter beyond quantum Hall edges.

The model—Consider the setup in Fig. 1(a) (cf. Ref. [23]), representing three chiral anyonic channels that may support quasiparticles of charge νe . Channel A is grounded at its source; non-equilibrium current I_A is injected from source SA via a tunneling bridge (“diluter”, $x = 0$). Channel B is tunnel-coupled to channel A at the “collider” ($x = L$). Equilibrium channels SA (with temperature T_{SA}) and B (with temperature T_B) are biased at voltages V_{SA} and V_B , respectively. The three chiral channels are described by the free Hamiltonian $H_{\text{edge}} = \frac{1}{4\pi} \sum_{\alpha} \int dx (\partial_x \phi_{\alpha})^2$, where ϕ_{α} is the dynamical bosonic field operator, satisfying $[\phi_{\alpha}(x), \phi_{\alpha'}(x')] = i\pi \delta_{\alpha\alpha'} \text{sgn}(x - x')$, with $\alpha = \text{SA}, \text{A}, \text{B}$ (hereafter, we set $\hbar = k_B = 1$). The diluter Hamiltonian is $H_{\text{SA-A}} = t_A \psi_{\text{SA}}^{\dagger}(0) \psi_A(0) + \text{H.c.}$, where $\psi_{\text{SA}}^{\dagger}(0) \psi_A(0) = F_{\text{SA}}^{\dagger} F_A \exp[-i\sqrt{\nu}(\phi_{\text{SA}} - \phi_A)]/(2\pi\tau_c)$, with τ_c the ultraviolet cutoff, $F_{\text{SA}}^{\dagger} F_A$ the product of Klein factors, and $|t_A|^2 = \mathcal{T}_A$. Downstream of the diluter, channel A carries a non-equilibrium current I_A with noise $S_A \equiv \int dt [\langle \hat{I}_A(t) \hat{I}_A(0) \rangle - I_A^2]$. The collider Hamiltonian is $H_T = t_C \psi_A^{\dagger}(L) \psi_B(L) + \text{H.c.}$, where $|t_C|^2 = \mathcal{T}_C$.

For strong dilution, $I_A \ll \nu^2 e^2 V_{\text{SA}}$, non-equilibrium anyons emanating from the source SA rarely participate in tunneling at the collider. Instead, they mainly influence tunneling indirectly, via the time-domain braiding [18, 33, 35, 42]—braiding between an anyon-hole pair excitation generated at the collider and an injected (di-

luted) anyon beam. The relevant building-block correlations are derived in Sec. S2 of SI:

$$\frac{\langle \psi_A^{\dagger}(L, t) \psi_A(L, 0) \rangle_{\text{neq}} \langle \psi_A(L, t) \psi_A^{\dagger}(L, 0) \rangle_{\text{neq}}}{\langle \psi_A(L, t) \psi_A^{\dagger}(L, 0) \rangle_{\text{neq}}} = \frac{e^{-\frac{1-\cos(2\pi\nu)}{\nu^2 e^2} S_A |t| \pm i \frac{\sin(2\pi\nu)}{\nu e} I_A t}}{2(\pi\tau_c)^{1-\nu} \sin^{\nu}[\pi T_A(\tau_c + it)]/T_A^{\nu}}. \quad (1)$$

Here, “neq” indicates that correlations are evaluated in the non-equilibrium state at $x > 0$ (setting $\mathcal{T}_C = 0$). Compared with zero temperature [18, 33, 35, 42], for which $S_A = \nu e I_A$, finite temperature enters Eq. (1) through T_A and T_{SA} , both rendering the ratio S_A/I_A temperature-dependent. Note also that Eq. (1) is only valid when T_A is smaller than $\nu e V_{\text{SA}}$; otherwise, thermal fluctuations undermine time-domain braiding. Channel B is characterized by the equilibrium correlation functions (labeled by “0”; again evaluated at $\mathcal{T}_C = 0$):

$$\frac{\langle \psi_B^{\dagger}(L, t) \psi_B(L, 0) \rangle_0 \langle \psi_B(L, t) \psi_B^{\dagger}(L, 0) \rangle_0}{\langle \psi_B(L, t) \psi_B^{\dagger}(L, 0) \rangle_0} = \frac{e^{\pm i\nu e V_B t}}{2(\pi\tau_c)^{1-\nu} \sin^{\nu}[\pi T_B(\tau_c + it)]/T_B^{\nu}}. \quad (2)$$

Anyon distribution functions—The tunneling current between channels A and B reads, to leading order in $\mathcal{T}_C \ll 1$, as

$$I_T \equiv \nu e \mathcal{T}_C \int dt \left[\langle \psi_A^{\dagger}(L, t) \psi_A(L, 0) \rangle_{\text{neq}} \langle \psi_B(L, t) \psi_B^{\dagger}(L, 0) \rangle_0 - \langle \psi_A(L, 0) \psi_A^{\dagger}(L, 0) \rangle_{\text{neq}} \langle \psi_B^{\dagger}(L, 0) \psi_B(L, 0) \rangle_0 \right]. \quad (3)$$

The structure of Eq. (3) suggests introducing the anyonic particle and hole distributions (cf. Ref. [41]; see Sec. S3 of SI for explicit expressions):

$$\left. \begin{matrix} n_p^{\alpha}(\epsilon) \\ n_h^{\alpha}(\epsilon) \end{matrix} \right\} \equiv \int dt \left\{ \begin{matrix} e^{-i\epsilon t} \langle \psi_{\alpha}^{\dagger}(t) \psi_{\alpha}(0) \rangle_a, \\ e^{i\epsilon t} \langle \psi_{\alpha}(t) \psi_{\alpha}^{\dagger}(0) \rangle_a, \end{matrix} \right. \quad (4)$$

where $a = \text{neq}, 0, 0$ for $\alpha = \text{A}, \text{SA}, \text{B}$, respectively. With these distributions, we define the charge tunneling rate $\mathcal{I}_T(\epsilon)$ at energy ϵ , such that $I_T = \nu e \int_{-\infty}^{\infty} d\epsilon \mathcal{I}_T(\epsilon)$:

$$\mathcal{I}_T(\epsilon) \equiv n_p^{\text{A}}(\epsilon) n_h^{\text{B}}(\epsilon) - n_h^{\text{A}}(\epsilon) n_p^{\text{B}}(\epsilon). \quad (5)$$

Although the distributions used in Eq. (5) are defined upstream of the collider, their definition, Eq. (4), applies to any point between the diluter and the collider. In the limit of small \mathcal{T}_C , this also applies to positions downstream of the collider (SI Sec. S3). Crucially, for anyonic systems, $n_h^{\alpha}(\epsilon) \neq 1 - n_p^{\alpha}(\epsilon)$, unlike the fermionic case. With the anyonic distribution functions (4), we will be able to describe the charge and heat tunneling transport in general kinetic terms, without resorting to from-scratch field-theoretical derivations for every observable.

Effective chemical potential—The effective potential V_{eff} of A is defined as the value of V_B , at which the net charge current at the collider vanishes [58]. Following this definition, with Eqs. (1) and (2), we obtain

$$V_{\text{eff}} = I_A \sin(2\pi\nu)/\nu^2 e^2, \quad (6)$$

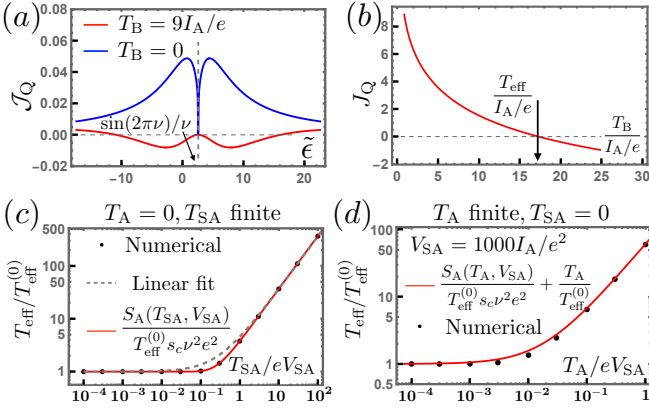


FIG. 2. Heat current and effective temperature of channel A, for $\nu = 1/3$. (a) The heat-current spectrum $J_Q(\epsilon)$ [in units of $(\tau_c I_A/e)^{2\nu-1}/\tau_c$] at energy $\epsilon = (I_A/e)\tilde{\epsilon}$, when $V_B = V_{\text{eff}} = I_A \sin(2\pi\nu)/\nu^2 e^2$, for zero (blue curve) and finite ($T_B = 9I_A/e$, red curve) temperatures. (b) The total heat current $J_Q = \int d\epsilon J_Q(\epsilon)$, in units of $(\tau_c I_A/e)^{2\nu}/\tau_c$, as a function of eT_B/I_A ; $J_Q = 0$ when $T_B = T_{\text{eff}}$. (c) When only T_{SA} is finite, the effective temperature T_{eff} is proportional to the noise S_A . (d) When the ambient temperature T_A is finite, T_{eff} is approximately a sum of T_A and the noise-induced term.

which holds for arbitrary T_A and/or T_{SA} . Setting $V_B = V_{\text{eff}}$, we have $\langle \psi_A^\dagger(L, t) \psi_A(L, 0) \rangle_{\text{neq}} \langle \psi_B(L, t) \psi_B(L, 0) \rangle_0 = \langle \psi_B^\dagger(L, t) \psi_B(L, 0) \rangle_0 \langle \psi_A(L, t) \psi_A^\dagger(L, 0) \rangle_{\text{neq}}$, yielding zero for the integrand in Eq. (3). The energy-resolved tunneling rate \mathcal{I}_T [Eq. (5)], defined through anyonic distributions (4), satisfies $\mathcal{I}_T(\epsilon - \nu e V_{\text{eff}}) = -\mathcal{I}_T(-\epsilon + \nu e V_{\text{eff}})$, indicating a vanishing tunneling current $I_T = 0$ [see Fig. 1(b) for $T_B = 0$ and $T_B = I_A/e$, and more general cases in SI Sec. S6]. This means that V_{eff} depends on the non-equilibrium state only through the diluted current I_A .

The above features follow from the particle-hole symmetry with respect to the induced Laughlin surface:

$$n_p^A(\epsilon - \nu e V_{\text{eff}}) = n_h^A(-\epsilon + \nu e V_{\text{eff}}), \quad (7)$$

see Fig. 1(c). This particle-hole symmetry is absent in the fermionic case, where braiding is absent. Even for anyonic systems, this symmetry is undermined when processes of direct tunneling or collisions of non-equilibrium anyons supplied by SA are taken into account in the distribution functions (SI Sec. S8). Their effect on $n_{p,h}^A$ is negligible for tunneling transport in the limiting case of strongly dilute beams [59]: the corresponding correction to the effective potential is $\delta V_{\text{eff}} \sim T_A V_{\text{eff}} \ll V_{\text{eff}}$.

Effective temperature—To set the effective temperature T_{eff} of channel A, we fix $V_B = V_{\text{eff}}$ and calibrate T_{eff} against T_B , at which no *net* heat current tunnels between A and B. The heat current is given by $J_Q = \int_{-\infty}^{\infty} d\epsilon J_Q(\epsilon)$, where heat refers to the energy counted from the Laughlin surface, $\nu e V_B$, of channel B:

$$J_Q(\epsilon) \equiv [n_p^A(\epsilon) n_h^B(\epsilon) - n_h^A(\epsilon) n_p^B(\epsilon)] (\epsilon - \nu e V_B). \quad (8)$$

We start with Eqs. (1),(2),(4), and first set $T_A = T_{\text{SA}} = 0$. When $T_B = 0$ [the blue curve of Fig. 2(a)], $J_Q(\epsilon)$ is positive for all energies, indicating a net heat current from A to B. With T_B finite, however, $J_Q(\epsilon)$ can become negative at low energies [$T_B = 9I_A/e$, the red curve of Fig. 2(a)]. A sign change of J_Q is thus anticipated when T_B becomes large enough [Fig. 2(b); note that the heat flow vanishes when $T_B = T_{\text{eff}} \approx 17.3I_A/e$ (SI Sec. S6E)].

The effective temperature, obtained by requiring $J_Q = 0$, is shown in the lower panels of Fig. 2 (for $\nu = 1/3$), where $T_{\text{eff}}^{(0)}$ (chosen as the energy unit) is the effective temperature when $T_A = T_{\text{SA}} = 0$. For $T_{\text{SA}} = 0$ [Fig. 2(c)], T_{eff} (dotted points) is proportional to S_A (the red curve), identifying S_A as the source of T_{eff} :

$$T_{\text{eff}} = S_A/[s_c(\nu)\nu^2 e^2] \quad \text{for } T_A = T_{\text{SA}} = 0, \quad (9)$$

where $s_c(\nu) \propto 1/[1 - \cos(2\pi\nu)]$ depends only on the filling fraction ν of the channels (SI Sec. S6E). When $T_A \neq 0$, the effective temperature in A, downstream of the diluter, has two contributions: the real temperature T_A and the temperature associated with the noise at the diluter (S_A) through a Johnson-Nyquist relation (SI Sec. S10). The effective temperature T_{eff} is then approximately the sum of these two temperatures, as illustrated in Fig. 2(d). Crucially, for $\nu = 1$ (fermions), s_c diverges (SI Sec. S6E), and the corresponding effective temperature (9) vanishes as $(1 - \nu)^2$. From this perspective, at zero ambient temperature, T_{eff} originates from anyonic statistics: a feature shared by the effective chemical potential [60].

Hot anyons from time-domain braiding—Non-equilibrium noisy anyonic current introduces an effective temperature in an anyonic channel. One would thus naturally anticipate the presence of “thermal” quasiparticle excitations in channel A around the shifted chemical potential. Indeed, as Fig. 3(a) shows, the particle distribution is smeared by T_{eff} and has a tail for positive high-energy states (counted from the effective chemical potential $\nu e V_{\text{eff}}$). This tail however decays slowly in energy ϵ , in a power-law manner: $n_p^A \propto (\epsilon e/I_A)^{\nu-2}$ (see SI Sec. S9 for the full expression), in contrast to the exponential decay of equilibrium thermal distributions. Most remarkably, the distribution remains finite even for energies larger than $\nu e V_{\text{SA}}$, the Laughlin surface of source SA. We refer to these high-energy anyons as hot anyons (similar to hot electrons in semiconductors and superconductors [61, 62]) generated by time-domain-braiding. In sharp contrast, for zero-ambient-temperature fermionic systems, particle energies should *never* exceed the Fermi surface of the source.

We define a “witness function,” identifying the presence of hot anyons generated by time-domain braiding:

$$\mathcal{W} \equiv (e^2 V_B/I_A) (\partial_{V_B} S_T)^{-1} \partial_{V_B} (e I_T + S_T/\nu). \quad (10)$$

Here, $S_T \equiv \int dt [\langle \hat{I}_T(t) \hat{I}_T(0) \rangle - I_T^2]$ is the tunneling-current noise at the collider, with \hat{I}_T the tunneling-

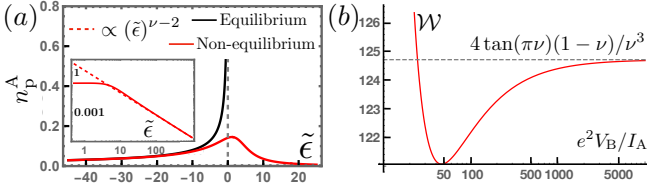


FIG. 3. Hot anyons for $\nu = 1/3$. (a) Particle distributions [in units of $(\tau_e I_A/e)^{\nu-1}$, with $\tilde{\epsilon} \equiv \epsilon/(I_A/e)$], with (red curve) and without (black curve) a non-equilibrium current. Inset: with a non-equilibrium current, particle distributions decay as a power law, $\propto (\tilde{\epsilon})^{\nu-2}$ for positive energies. (b) The value of \mathcal{W} [Eq. (10)] as a function of the bias V_B . When $e^2 V_B \gg I_A$, $\mathcal{W} \rightarrow 4 \tan(\pi\nu)(1-\nu)/\nu^3$, a universal value that depends only on the filling factor.

current operator. The function \mathcal{W} is accessible by measuring the current auto-correlations in channel B (SI Sec. S7). As shown by Fig. 3(b), when the bias V_B in channel B becomes much larger than I_A , \mathcal{W} approaches $4(1-\nu)\tan(\pi\nu)/\nu^3$, a “universal value” that only depends on the Laughlin filling fraction, with the factor $\tan(\pi\nu)$ stemming from the “braiding phase” and $(1-\nu)/\nu^3$ from the fractional charge.

As stated above, $\mathcal{W}(\nu = 1) = 0$, i.e., \mathcal{W} vanishes for fermions, indicating that any finite \mathcal{W} is an anyon-specific feature. In comparison to the “generalized Fano factor” of Refs. [18, 33, 42], \mathcal{W} has several advantages. First, when $V_B > V_{SA}$, contributions to \mathcal{W} come entirely from quasiparticles whose energy is above the “anyonic sea”, representing hot anyons. Second, to obtain the universal value of \mathcal{W} , one requires $e^2 V_B \gg I_A$, which is more easily accessible experimentally than the limit of vanishingly small transmission through the diluter. Focusing on \mathcal{W} at large bias also minimizes the effect of thermal contributions. Finally, \mathcal{W} is defined in terms of the differential current and noise instead of the total current and noise. With this definition, one overcomes the difficulty of dealing with energy-dependent transmission amplitudes experimentally (see recent discussion in Refs. [63, 64]).

Role of the type of tunneling quasiparticles—

We have shown above how the effective chemical potential and effective temperature originate from the non-equilibrium current I_A and its noise, owing to anyonic braiding. These results are obtained for the setup, in which all three chiral channels are characterized by the same filling factor ν , with the same quasiparticles of charge νe tunneling at both the diluter and the collider. However, when different channels have different filling factors and different types of quasiparticles may be involved in inter-channel tunneling, the effective chemical potential also depends on the charge of tunneling quasiparticles. This is yet another feature that distinguishes a non-equilibrium anyonic channel from a fermionic one.

Let us consider an out-of-equilibrium edge A (filling fraction ν), whose effective chemical potential is cali-

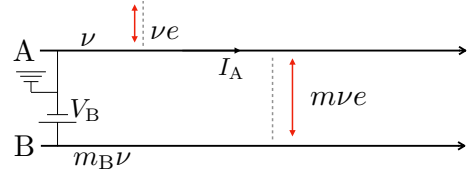


FIG. 4. An out-of-equilibrium anyonic channel A (with filling fraction ν and non-equilibrium current I_A , after receiving charge νe quasiparticles from the not-shown source), whose effective chemical potential is calibrated by an equilibrium channel B (with filling fraction $m_B \nu$ and bias V_B). These two channels communicate via quasiparticles with charge $m \nu e$.

brated by an equilibrium edge B, whose filling fraction is $m_B \nu$, with m_B an integer (Fig. 4). Channel A carries a diluted current I_A , provided by charge- νe quasiparticles from the source SA. We further assume that these two channels communicate via tunneling of charge- $m \nu e$ quasiparticles, with m an integer; m_B and m are determined by sample-specific features, see SI Secs. S11 and S12 for the discussion of specific cases. Tunneling from A to B (Fig. 4) is described by the operator $\propto \exp[-i(m\sqrt{\nu}\phi_A - m\sqrt{\nu}/m_B\phi_B)]$, with ϕ_A and ϕ_B the corresponding bosonic fields. The net tunneling current between A and B vanishes when $n_p^A n_h^B = n_p^B n_h^A$, which now happens for (SI Sec. S11)

$$V_B = V_{\text{eff}} = I_A \sin(2m\pi\nu)/(m\nu^2 e^2). \quad (11)$$

Equation (S82) displays a notable feature: the generalized effective potential induced by time-domain braiding depends on the statistical phase $m\nu$ of quasiparticles that tunnel at the collider. This is because the braiding phase of tunneling quasiparticles appears in the exponential factor of the channel-A correlators [cf. Eq. (1)], where $2\pi\nu$ is replaced with $2\pi m\nu$. In addition, the voltage V_B (used for calibrating V_{eff}) appears in the correlation functions [generalizing Eq. (2)] being multiplied with the quasiparticle charge $m \nu e$. In particular, for $\nu = 1/3$ and $m = m_B = 3$, the channels A and B communicate by tunneling of charge- e fermions, which results in the absence of time-domain braiding (anyons do not braid with fermions) and, hence, the corresponding shift of the chemical potential vanishes, $V_{\text{eff}} = 0$. At the same time, m_B determines only the power in the denominator of the equilibrium correlation function of channel B [cf. Eq. (2)] and is thus irrelevant to determining the effective chemical potential.

Remarkably, the above insights indicate that, contrary to common wisdom for fermions, the effective chemical potential of an anyonic channel only becomes well-defined after specifying the type of quasiparticles with which the anyonic channel is probed. For out-of-equilibrium anyons, the “transitivity” of the potentials (for thermodynamic chemical potentials of three systems, if $\mu_1 = \mu_2$ and $\mu_2 = \mu_3$, then $\mu_1 = \mu_3$) only holds when the commu-

nication between the systems is established by quasiparticles of the same type. Equivalently, the non-equilibrium distributions (4) of anyons can only be accessed by tunneling of these same anyons. The above conclusions also apply to setups where channel A has the filling fraction $m_A\nu$, with m_A an integer, as well as to the effective temperature in such setups (SI Sec. S11).

This unique anyonic feature could be relevant to tunneling between out-of-equilibrium anyonic edges with $\nu = 1/3$ and $2/3$. In particular, at the Kane-Fisher-Polchinski [65] fixed point, the $2/3$ channel consists of a neutral node and a charge- $2e/3$ mode, where inter-channel tunneling may rely on either charge- $e/3$ or $2e/3$ quasiparticles, with some experimental tuning in place [66], see details in SI Sec. S12.

Discussion and Perspective—We have generalized the concept of non-equilibrium Fermi sea to anyonic sea, involving non-equilibrium landscapes of Laughlin surface. The definition and characterization of these new entities establish the basis of new and rich prospects: (i) Generalization to QH states beyond the Laughlin fractions, e.g., for hole-like QH states, reconstructed edges [67–71], and counter-propagating modes; (ii) The dependence of the above picture on the degree of decoherence and inter-mode equilibration (see, e.g., Refs. [56, 57, 72–91]); (iii) An extension to the boundaries of non-Abelian QH phases; (iv) Developing an effective linear-response theory on top of the non-equilibrium Laughlin surface, including effective fluctuation-dissipation relations. Finally, our quantum kinetic approach, based on anyonic distribution functions that reveal fractional statistics through braiding with probe quasiparticles, is potentially relevant to higher-dimensional strongly-correlated systems hosting anyons, such as fractons [92, 93] or semions [94, 95], in particular, in the context of quantum spin liquids [96].

Acknowledgments—We are grateful to Gabriele Campagnano, Domenico Giuliano, Frédéric Pierre, and Bernd Rosenow for discussions. G.Z. acknowledges the support from National Natural Science Foundation of China, (Grant No. 12374158), and Innovation Program for Quantum Science and Technology (Grant No. 2021ZD0302400). I.G. and Y.G. acknowledge the support by the Deutsche Forschungsgemeinschaft (DFG) through grant No. MI 658/10-2. Y.G. acknowledges support from the DFG Grant RO 2247/11-1, the US-Israel Binational Science Foundation, and the Minerva Foundation. Y.G. is the incumbent of the InfoSys chair.

* zhanggu@baqis.ac.cn

† igor.gornyi@kit.edu

‡ yuval.gefen@weizmann.ac.il

[1] R. B. Laughlin, “Anomalous quantum Hall effect: An incompressible quantum fluid with fractionally charged

excitations,” *Phys. Rev. Lett.* **50**, 1395–1398 (1983).

- [2] Daniel Arovas, J. R. Schrieffer, and Frank Wilczek, “Fractional statistics and the quantum Hall effect,” *Phys. Rev. Lett.* **53**, 722–723 (1984).
- [3] A. Yu. Kitaev, “Unpaired Majorana fermions in quantum wires,” *Uspekhi Fizicheskikh Nauk (UFN)* **44**, 131–136 (2001).
- [4] Roger S. K. Mong, David J. Clarke, Jason Alicea, Natan H. Lindner, Paul Fendley, Chetan Nayak, Yuval Oreg, Ady Stern, Erez Berg, Kirill Shtengel, and Matthew P. A. Fisher, “Universal topological quantum computation from a superconductor-Abelian quantum Hall heterostructure,” *Phys. Rev. X* **4**, 011036 (2014).
- [5] Ryszard Horodecki, Paweł Horodecki, Michał Horodecki, and Karol Horodecki, “Quantum entanglement,” *Rev. Mod. Phys.* **81**, 865–942 (2009).
- [6] Michael A. Nielsen and Isaac L. Chuang, *Quantum Computation and Quantum Information: 10th Anniversary Edition* (Cambridge University Press, Cambridge, 2010).
- [7] Mark M. Wilde, *Quantum Information Theory* (Cambridge University Press, Cambridge, 2013).
- [8] Otfried Gühne and Géza Tóth, “Entanglement detection,” *Physics Reports* **474**, 1–75 (2009).
- [9] Alexander Streltsov, Gerardo Adesso, and Martin B. Plenio, “Colloquium: Quantum coherence as a resource,” *Rev. Mod. Phys.* **89**, 041003 (2017).
- [10] J. Nakamura, S. Fallahi, H. Sahasrabudhe, R. Rahman, S. Liang, G. C. Gardner, and M. J. Manfra, “Aharonov–Bohm interference of fractional quantum Hall edge modes,” *Nature Physics* **15**, 563–569 (2019).
- [11] J. Nakamura, S. Liang, G. C. Gardner, and M. J. Manfra, “Direct observation of anyonic braiding statistics,” *Nature Physics* **16**, 931–936 (2020).
- [12] H. Bartolomei, M. Kumar, R. Bisognin, A. Marguerite, J.-M. Berroir, E. Bocquillon, B. Plaçais, A. Cavanna, Q. Dong, U. Gennser, Y. Jin, and G. Fève, “Fractional statistics in anyon collisions,” *Science* **368**, 173–177 (2020).
- [13] J. Nakamura, S. Liang, G. C. Gardner, and M. J. Manfra, “Impact of bulk-edge coupling on observation of anyonic braiding statistics in quantum Hall interferometers,” *Nature Communications* **13**, 344 (2022).
- [14] James Nakamura, Shuang Liang, Geoffrey C. Gardner, and Michael J. Manfra, “Fabry-Perot interferometry at the $\nu = 2/5$ fractional quantum Hall state,” (2023), [arXiv:2304.12415 \[cond-mat.mes-hall\]](https://arxiv.org/abs/2304.12415).
- [15] Hemanta Kumar Kundu, Sourav Biswas, Nissim Ofek, Vladimir Umansky, and Moty Heiblum, “Anyonic interference and braiding phase in a Mach-Zehnder interferometer,” *Nature Physics* **19**, 515–521 (2023).
- [16] P. Glidic, O. Maillet, A. Aassime, C. Piquard, A. Cavanna, U. Gennser, Y. Jin, A. Anthore, and F. Pierre, “Cross-correlation investigation of anyon statistics in the $\nu = 1/3$ and $2/5$ fractional quantum Hall states,” *Phys. Rev. X* **13**, 011030 (2023).
- [17] P. Glidic, O. Maillet, C. Piquard, A. Aassime, A. Cavanna, Y. Jin, U. Gennser, A. Anthore, and F. Pierre, “Quasiparticle Andreev scattering in the $\nu = 1/3$ fractional quantum Hall regime,” *Nature Communications* **14**, 514 (2023).
- [18] June-Young M. Lee, Changki Hong, Tomer Alkalay, Noam Schiller, Vladimir Umansky, Moty Heiblum, Yuval Oreg, and H. S. Sim, “Partitioning of diluted anyons reveals their braiding statistics,” *Nature* **617**, 277–281

- (2023).
- [19] M. Ruelle, E. Frigerio, J.-M. Berroir, B. Plaçais, J. Rech, A. Cavanna, U. Gennser, Y. Jin, and G. Fève, “Comparing fractional quantum Hall Laughlin and Jain topological orders with the anyon collider,” *Phys. Rev. X* **13**, 011031 (2023).
 - [20] Bikash Ghosh, Maria Labendik, Liliia Musina, Vladimir Umansky, Moty Heiblum, and David F. Mross, “Anyonic Braiding in a Chiral Mach-Zehnder Interferometer,” (2024), [arXiv:2410.16488 \[cond-mat.mes-hall\]](#).
 - [21] D. J. Thouless and Y. Gefen, “Fractional quantum Hall effect and multiple Aharonov-Bohm periods,” *Phys. Rev. Lett.* **66**, 806–809 (1991).
 - [22] I. Safi, P. Devillard, and T. Martin, “Partition noise and statistics in the fractional quantum Hall effect,” *Phys. Rev. Lett.* **86**, 4628–4631 (2001).
 - [23] C. L. Kane and Matthew P. A. Fisher, “Shot noise and the transmission of dilute Laughlin quasiparticles,” *Phys. Rev. B* **67**, 045307 (2003).
 - [24] Smitha Vishveshwara, “Revisiting the Hanbury Brown-Twiss setup for fractional statistics,” *Phys. Rev. Lett.* **91**, 196803 (2003).
 - [25] Eun-Ah Kim, Michael Lawler, Smitha Vishveshwara, and Eduardo Fradkin, “Signatures of fractional statistics in noise experiments in quantum Hall fluids,” *Phys. Rev. Lett.* **95**, 176402 (2005).
 - [26] K. T. Law, D. E. Feldman, and Yuval Gefen, “Electronic Mach-Zehnder interferometer as a tool to probe fractional statistics,” *Phys. Rev. B* **74**, 045319 (2006).
 - [27] D. E. Feldman and Alexei Kitaev, “Detecting Non-Abelian Statistics with an Electronic Mach-Zehnder Interferometer,” *Phys. Rev. Lett.* **97**, 186803 (2006).
 - [28] D. E. Feldman, Yuval Gefen, Alexei Kitaev, K. T. Law, and Ady Stern, “Shot noise in an anyonic Mach-Zehnder interferometer,” *Phys. Rev. B* **76**, 085333 (2007).
 - [29] Vadim V. Ponomarenko and Dmitri V. Averin, “Mach-Zehnder Interferometer in the Fractional Quantum Hall Regime,” *Phys. Rev. Lett.* **99**, 066803 (2007).
 - [30] B. Rosenow and B. I. Halperin, “Influence of interactions on flux and back-gate period of quantum Hall interferometers,” *Phys. Rev. Lett.* **98**, 106801 (2007).
 - [31] Gabriele Campagnano, Oded Zilberberg, Igor V. Gornyi, Dmitri E. Feldman, Andrew C. Potter, and Yuval Gefen, “Hanbury Brown-Twiss interference of anyons,” *Phys. Rev. Lett.* **109**, 106802 (2012).
 - [32] Gabriele Campagnano, Oded Zilberberg, Igor V. Gornyi, and Yuval Gefen, “Hanbury Brown and Twiss correlations in quantum Hall systems,” *Phys. Rev. B* **88**, 235415 (2013).
 - [33] Bernd Rosenow, Ivan P. Levkivskyi, and Bertrand I. Halperin, “Current correlations from a mesoscopic anyon collider,” *Phys. Rev. Lett.* **116**, 156802 (2016).
 - [34] G. Campagnano, P. Lucignano, and D. Giuliano, “Chirality and current-current correlation in fractional quantum Hall systems,” *Phys. Rev. B* **93**, 075441 (2016).
 - [35] Cheolhee Han, Jinhong Park, Yuval Gefen, and H. S. Sim, “Topological vacuum bubbles by anyon braiding,” *Nature Communications* **7**, 11131 (2016).
 - [36] Byeongmok Lee, Cheolhee Han, and H.-S. Sim, “Negative excess shot noise by anyon braiding,” *Phys. Rev. Lett.* **123**, 016803 (2019).
 - [37] Bernd Rosenow and Ady Stern, “Flux superperiods and periodicity transitions in quantum Hall interferometers,” *Phys. Rev. Lett.* **124**, 106805 (2020).
 - [38] J. Rech, T. Jonckheere, B. Grémaud, and T. Martin, “Negative delta- T noise in the fractional quantum Hall effect,” *Phys. Rev. Lett.* **125**, 086801 (2020).
 - [39] Tom Morel, June-Young M. Lee, H.-S. Sim, and Christophe Mora, “Fractionalization and anyonic statistics in the integer quantum Hall collider,” *Phys. Rev. B* **105**, 075433 (2022).
 - [40] Noam Schiller, Yuval Oreg, and Kyrylo Snizhko, “Extracting the scaling dimension of quantum Hall quasiparticles from current correlations,” *Phys. Rev. B* **105**, 165150 (2022).
 - [41] Gu Zhang, Igor V. Gornyi, and Christian Spånslätt, “Delta- T noise for weak tunneling in one-dimensional systems: Interactions versus quantum statistics,” *Phys. Rev. B* **105**, 195423 (2022).
 - [42] June-Young M. Lee and H. S. Sim, “Non-Abelian anyon collider,” *Nature Communications* **13**, 6660 (2022).
 - [43] Noam Schiller, Yotam Shapira, Ady Stern, and Yuval Oreg, “Anyon statistics through conductance measurements of time-domain interferometry,” *Phys. Rev. Lett.* **131**, 186601 (2023).
 - [44] T. Jonckheere, J. Rech, B. Grémaud, and T. Martin, “Anyonic statistics revealed by the Hong-Ou-Mandel dip for fractional excitations,” *Phys. Rev. Lett.* **130**, 186203 (2023).
 - [45] K. Iyer, T. Martin, J. Rech, and T. Jonckheere, “Quasiparticle Andreev reflection in the Laughlin fractions of the fractional quantum Hall effect,” *Phys. Rev. B* **108**, 155404 (2023).
 - [46] K. Iyer, F. Ronetti, B. Grémaud, T. Martin, J. Rech, and T. Jonckheere, “The finite width of anyons changes their braiding signature,” (2023), [arXiv:2311.15094 \[cond-mat.mes-hall\]](#).
 - [47] Gu Zhang, Pierre Glidic, Frederic Pierre, Igor Gornyi, and Yuval Gefen, “Fractional-statistics-induced entanglement from Andreev-like tunneling,” (2023), [arXiv:2312.16556 \[cond-mat.mes-hall\]](#).
 - [48] Navketan Batra, Zezhu Wei, Smitha Vishveshwara, and D. E. Feldman, “Anyonic Mach-Zehnder interferometer on a single edge of a two-dimensional electron gas,” *Phys. Rev. B* **108**, L241302 (2023).
 - [49] Steven A. Kivelson and Chaitanya Murthy, “A modified interferometer to measure anyonic braiding statistics,” (2024), [arXiv:2403.12139 \[cond-mat.mes-hall\]](#).
 - [50] Matthias Thamm and Bernd Rosenow, “Effect of the Soliton Width on Nonequilibrium Exchange Phases of Anyons,” *Phys. Rev. Lett.* **132**, 156501 (2024).
 - [51] E. V. Deviatov, S. V. Egorov, G. Biasiol, and L. Sorba, “Quantum Hall Mach-Zehnder interferometer at fractional filling factors,” *Europhysics Letters* **100**, 67009 (2013).
 - [52] See Supplemental Information for technical details.
 - [53] F. D. M. Haldane, ““Fractional statistics” in arbitrary dimensions: A generalization of the Pauli principle,” *Phys. Rev. Lett.* **67**, 937–940 (1991).
 - [54] Yong-Shi Wu, “Statistical distribution for generalized ideal gas of fractional-statistics particles,” *Phys. Rev. Lett.* **73**, 922–925 (1994).
 - [55] H.-L. Engquist and P. W. Anderson, “Definition and measurement of the electrical and thermal resistances,” *Phys. Rev. B* **24**, 1151–1154 (1981).
 - [56] Casey Nosisgia, Jinhong Park, Bernd Rosenow, and Yuval Gefen, “Incoherent transport on the $\nu = 2/3$ quantum Hall edge,” *Phys. Rev. B* **98**, 115408 (2018).

- [57] Christian Spånslätt, Jinhong Park, Yuval Gefen, and Alexander D. Mirlin, “Topological Classification of Shot Noise on Fractional Quantum Hall Edges,” *Phys. Rev. Lett.* **123**, 137701 (2019).
- [58] Remarkably, the value of the chemical potential that follows this definition coincides with the value obtained from two other physically motivated definitions, cf. SI Sec. S5.
- [59] See, however, Ref. [47], where similar subleading processes determine entanglement of anyonic channels.
- [60] In fact, T_{eff} defined through the vanishing of heat current is finite for fermions, being solely determined by the processes beyond time-domain braiding [neglected in Eq. (1)], which are subleading for strongly diluted anyons.
- [61] S. M. Sze, C. R. Crowell, G. P. Carey, and E. E. LaBate, “Hot-electron transport in semiconductor-metal-semiconductor structures,” *Journal of Applied Physics* **37**, 2690–2695 (1966).
- [62] Marion Asche, C. Canali, E. Constant, K. Hess, G. J. Iafrate, S. Komijama, T. Kurosawa, T. Masumi, F. Nava, and Y. K. Pozhela, *Hot-electron transport in semiconductors*, Vol. 58 (Springer Science & Business Media, 2006).
- [63] A. Veillon, C. Piquard, P. Glidic, Y. Sato, A. Aasime, A. Cavanna, Y. Jin, U. Gennser, A. Anthore, and F. Pierre, “Observation of the scaling dimension of fractional quantum Hall anyons,” *Nature* **632**, 517–521 (2024).
- [64] Noam Schiller, Tomer Alkalay, Changki Hong, Vladimir Umansky, Moty Heiblum, Yuval Oreg, and Kyrylo Snizhko, “Scaling tunnelling noise in the fractional quantum Hall effect tells about renormalization and breakdown of chiral Luttinger liquid,” (2024), [arXiv:2403.17097 \[cond-mat.mes-hall\]](https://arxiv.org/abs/2403.17097).
- [65] C. L. Kane, Matthew P. A. Fisher, and J. Polchinski, “Randomness at the edge: Theory of quantum Hall transport at filling $\nu=2/3$,” *Phys. Rev. Lett.* **72**, 4129–4132 (1994).
- [66] Moshe Goldstein and Yuval Gefen, “Suppression of Interference in Quantum Hall Mach-Zehnder Geometry by Upstream Neutral Modes,” *Phys. Rev. Lett.* **117**, 276804 (2016).
- [67] Yigal Meir, “Composite edge states in the $\nu=2/3$ fractional quantum Hall regime,” *Phys. Rev. Lett.* **72**, 2624–2627 (1994).
- [68] Xin Wan, Kun Yang, and E. H. Rezayi, “Edge Excitations and Non-Abelian Statistics in the Moore-Read State: A Numerical Study in the Presence of Coulomb Interaction and Edge Confinement,” *Phys. Rev. Lett.* **97**, 256804 (2006).
- [69] Xin Wan, Zi-Xiang Hu, E. H. Rezayi, and Kun Yang, “Fractional quantum Hall effect at $\nu = 5/2$: Ground states, non-Abelian quasiholes, and edge modes in a microscopic model,” *Phys. Rev. B* **77**, 165316 (2008).
- [70] Jianhui Wang, Yigal Meir, and Yuval Gefen, “Edge reconstruction in the $\nu=2/3$ fractional quantum Hall state,” *Phys. Rev. Lett.* **111**, 246803 (2013).
- [71] Yuhe Zhang, Ying-Hai Wu, Jimmy A. Hutasoit, and Jainendra K. Jain, “Theoretical investigation of edge reconstruction in the $\nu = \frac{5}{2}$ and $\frac{7}{3}$ fractional quantum Hall states,” *Phys. Rev. B* **90**, 165104 (2014).
- [72] I.V. Protopopov, Yuval Gefen, and A.D. Mirlin, “Transport in a disordered $\nu = 2/3$ fractional quantum Hall junction,” *Annals of Physics* **385**, 287–327 (2017).
- [73] Jinhong Park, Christian Spånslätt, Yuval Gefen, and Alexander D. Mirlin, “Noise on the non-Abelian $\nu = 5/2$ Fractional Quantum Hall Edge,” *Phys. Rev. Lett.* **125**, 157702 (2020).
- [74] Hamed Asasi and Michael Mulligan, “Partial equilibration of anti-Pfaffian edge modes at $\nu = 5/2$,” *Phys. Rev. B* **102**, 205104 (2020).
- [75] Saurabh Kumar Srivastav, Ravi Kumar, Christian Spånslätt, K. Watanabe, T. Taniguchi, Alexander D. Mirlin, Yuval Gefen, and Anindya Das, “Vanishing thermal equilibration for hole-conjugate fractional quantum Hall states in graphene,” *Phys. Rev. Lett.* **126**, 216803 (2021).
- [76] C. Spånslätt, Yuval Gefen, I. V. Gornyi, and D. G. Polyakov, “Contacts, equilibration, and interactions in fractional quantum Hall edge transport,” *Phys. Rev. B* **104**, 115416 (2021).
- [77] Bivas Dutta, Vladimir Umansky, Mitali Banerjee, and Moty Heiblum, “Isolated ballistic non-abelian interface channel,” *Science* **377**, 1198–1201 (2022).
- [78] Saurabh Kumar Srivastav, Ravi Kumar, Christian Spånslätt, K. Watanabe, T. Taniguchi, Alexander D. Mirlin, Yuval Gefen, and Anindya Das, “Determination of topological edge quantum numbers of fractional quantum Hall phases by thermal conductance measurements,” *Nature Communications* **13**, 5185 (2022).
- [79] Ravi Kumar, Saurabh Kumar Srivastav, Christian Spånslätt, K. Watanabe, T. Taniguchi, Yuval Gefen, Alexander D. Mirlin, and Anindya Das, “Observation of ballistic upstream modes at fractional quantum Hall edges of graphene,” *Nature Communications* **13**, 213 (2022).
- [80] Ron Aharon Melcer, Bivas Dutta, Christian Spånslätt, Jinhong Park, Alexander D. Mirlin, and Vladimir Umansky, “Absent thermal equilibration on fractional quantum Hall edges over macroscopic scale,” *Nature Communications* **13**, 376 (2022).
- [81] Udit Khanna, Moshe Goldstein, and Yuval Gefen, “Edge reconstruction and emergent neutral modes in integer and fractional quantum Hall phases,” *Low Temperature Physics* **48**, 420–427 (2022).
- [82] Ankur Das, Sumathi Rao, Yuval Gefen, and Ganpathy Murthy, “dc electrical current generated by upstream neutral modes,” *Phys. Rev. B* **105**, 165154 (2022).
- [83] G. Le Breton, R. Delagrangé, Y. Hong, M. Garg, K. Watanabe, T. Taniguchi, R. Ribeiro-Palau, P. Roulleau, P. Roche, and F. D. Parmentier, “Heat Equilibration of Integer and Fractional Quantum Hall Edge Modes in Graphene,” *Phys. Rev. Lett.* **129**, 116803 (2022).
- [84] Sourav Manna and Ankur Das, “Experimentally Motivated Order of Length Scales Affect Shot Noise,” (2023), [arXiv:2307.08264 \[cond-mat.mes-hall\]](https://arxiv.org/abs/2307.08264).
- [85] Sourav Manna, Ankur Das, and Moshe Goldstein, “Shot noise classification of different conductance plateaus in a quantum point contact at the $\nu = 2/3$ edge,” (2023), [arXiv:2307.05175 \[cond-mat.mes-hall\]](https://arxiv.org/abs/2307.05175).
- [86] Misha Yutushui and David F. Mross, “Identifying non-Abelian anyons with upstream noise,” *Phys. Rev. B* **108**, L241102 (2023).
- [87] Michael Hein and Christian Spånslätt, “Thermal conductance and noise of Majorana modes along interfaced $\nu = \frac{5}{2}$ fractional quantum Hall states,” *Phys. Rev. B* **107**, 245301 (2023).
- [88] Jinhong Park, Christian Spånslätt, and Alexander D.

- Mirlin, “Fingerprints of Anti-Pfaffian Topological Order in Quantum Point Contact Transport,” [Phys. Rev. Lett. **132**, 256601 \(2024\)](#).
- [89] Ravi Kumar, Saurabh Kumar Srivastav, Ujjal Roy, Jinhong Park, Christian Spånslätt, K. Watanabe, T. Taniguchi, Yuval Gefen, Alexander D. Mirlin, and Anindya Das, “Electrical noise spectroscopy of magnons in a quantum Hall ferromagnet,” [Nature Communications **15**, 4998 \(2024\)](#).
- [90] Sourav Manna, Ankur Das, Moshe Goldstein, and Yuval Gefen, “Full Classification of Transport on an Equilibrated $5/2$ Edge via Shot Noise,” [Phys. Rev. Lett. **132**, 136502 \(2024\)](#).
- [91] Sourav Manna, Ankur Das, Yuval Gefen, and Moshe Goldstein, “Diagnostics of Anomalous Conductance Plateaus in Abelian Quantum Hall Regime,” (2024), [arXiv:2307.05173 \[cond-mat.mes-hall\]](#).
- [92] Sagar Vijay, Jeongwan Haah, and Liang Fu, “A new kind of topological quantum order: A dimensional hierarchy of quasiparticles built from stationary excitations,” [Phys. Rev. B **92**, 235136 \(2015\)](#).
- [93] Rahul M. Nandkishore and Michael Hermele, “Fractons,” [Annual Review of Condensed Matter Physics **10**, 295–313 \(2019\)](#).
- [94] R. B. Laughlin, “The relationship between high-temperature superconductivity and the fractional quantum Hall effect,” [Science **242**, 525–533 \(1988\)](#).
- [95] G. S. Canright, S. M. Girvin, and A. Brass, “Superconductive pairing of fermions and semions in two dimensions,” [Phys. Rev. Lett. **63**, 2295–2298 \(1989\)](#).
- [96] Lucile Savary and Leon Balents, “A new kind of topological quantum order: A dimensional hierarchy of quasiparticles built from stationary excitations,” [Reports on Progress in Physics **80**, 016502 \(2016\)](#).

Supplementary Information for “Landscapes of an out-of-equilibrium anyonic sea”

Gu Zhang, Igor Gornyi, and Yuval Gefen
(Dated: July 19, 2024)

In this Supplementary Information, we provide details on: (i) Illustration of time-domain braiding; (ii) Finite-temperature correlation functions of an out-of-equilibrium anyonic channel; (iii) Distribution functions, defined through Fourier transformation of correlation functions, of equilibrium and non-equilibrium anyonic channels; (iv) Interpreting tunneling features in terms of zero-temperature distribution functions; (v) Criteria to define the effective chemical potential of an out-of-equilibrium anyonic channel; (vi) Evaluation of the heat current in various cases; (vii) Relation between the tunneling-current noise and the current auto-correlation (the latter is more easily accessible in experiments); (viii) Distribution functions after the inclusion of direct tunneling of non-equilibrium anyons from diluted beams; (ix) Comparison of distribution functions characterized by a real temperature and an effective temperature; (x) Nyquist-Johnson noise in the considered non-equilibrium anyonic system; (xi) General expression of the effective potential, for Tunneling between channels with different filling fractions; and (xii) Tunneling of different-charge quasiparticles between $\nu = 1/3$ and $2/3$ edges.

S1. ILLUSTRATIONS OF TIME-DOMAIN BRAIDING

As explained in the main text, the so-called time-domain braiding is a unique process that occurs when “braiding” anyonic tunneling operators at the collider with those of the “passing-by” anyons from the non-equilibrium (diluted) beam [S1–S3]. In this section, we further illustrate time-domain braiding.

More accurately, time-domain braiding can be viewed as the “interference” between two tunneling processes. Here, without loss of generality, we consider the overlap between the ket ($|\Psi_i\rangle$) and the bra ($\langle\Psi_f|$) states defined in Fig. S1. This overlap appears in the expansion for the correlation function of the tunneling operators at the collider to leading-order expansion in diluter’s transmission \mathcal{T}_A :

$$\langle\Psi_f|\Psi_i\rangle = \langle T_K \psi_A^\dagger(L, t^-) \psi_B(L, t^-) \psi_B^\dagger(L, 0^+) \psi_A(L, 0^+) \psi_A^\dagger(0, s_1^{\eta_1}) \psi_{SA}(0, s_1^{\eta_1}) \psi_{SA}^\dagger(0, s_2^{\eta_2}) \psi_A(0, s_2^{\eta_2}) \rangle e^{i\theta(\eta_1, \eta_2)}.$$

Here, s_1 and s_2 refer to the time arguments of the anyon operators at the position of the diluter, with η_1 and η_2 their corresponding Keldysh indexes. The phase factor $e^{i\theta(\eta_1, \eta_2)}$ with

$$\theta(\eta_1, \eta_2) = \pi\nu[1 - (\eta_1 - \eta_2)],$$

being η_1 and η_2 -dependent, refers to the difference in phase [see Figs. S1(c) to S1(f)] between $\langle\Psi_f|\Psi_i\rangle$ and the Keldysh-ordered correlation function. This phase difference is generated by exchanging the anyonic operators [see Figs. S1(c) to S1(f)]:

$$\psi_\alpha^\dagger(x) \psi_\beta(x') = e^{-i\pi\nu} \psi_\beta(x') \psi_\alpha^\dagger(x), \quad \psi_\alpha^\dagger(x) \psi_\beta^\dagger(x') = e^{i\pi\nu} \psi_\beta^\dagger(x') \psi_\alpha^\dagger(x),$$

where the position x' is downstream of x .

In Fig. S1, anyons of the non-equilibrium beam created by tunneling from SA to A at times s_1 [panel (a)] and s_2 [panel (b)], when moving with constant velocity v downstream of the diluter, would arrive at the collider at times $s_1 + L/v$ and $s_2 + L/v$, satisfying $0 < s_1 + L/v, s_2 + L/v < t$, where L is the distance between the diluter and the collider. As a consequence, in the state $|\Psi_i\rangle$, in which the tunneling event at the collider (generating a quasiparticle-quasihole pair shown in blue) occurs at time zero, the non-equilibrium pair (shown in red) is still upstream of the collider [Fig. S1(a)]. In the other state, $|\Psi_f\rangle$, when the tunneling at the collider occurs at a later moment t , this pair instead already moves past the collider [Fig. S1(b)].

To contract operators with time arguments s_1 and s_2 ($s_1 \rightarrow s_2$), these operators need to be moved next to each other, when evaluating $\langle\Psi_f|\Psi_i\rangle$. As a consequence, one has to exchange the “non-equilibrium” operators at time moment s_2 with the collider operators at time t , leading to the exchanging phase $-i\pi\nu$, half in amplitude of the “braiding” phase, $\pm i2\pi\nu$. The other phase contribution comes from the phase difference $\theta(\eta_1, \eta_2)$ between $\langle\Psi_f|\Psi_i\rangle$ and the Keldysh-ordered correlation function. For clarity, in Figs. S1(c) to S1(f), we show operators with different Keldysh indexes, and the resulting values of θ . In these figures, when the operator in the bra-state is upstream of that in the ket-state, exchanging them leads to a phase factor $-i\pi\nu$, when both operators are creation or annihilation operators. The phase is opposite if the operator in the bra-state is downstream of that in the ket-state. Following these figures, the total phase equals $-i\pi\nu(\eta_1 - \eta_2)$, as reported in, e.g., Ref. [S4].

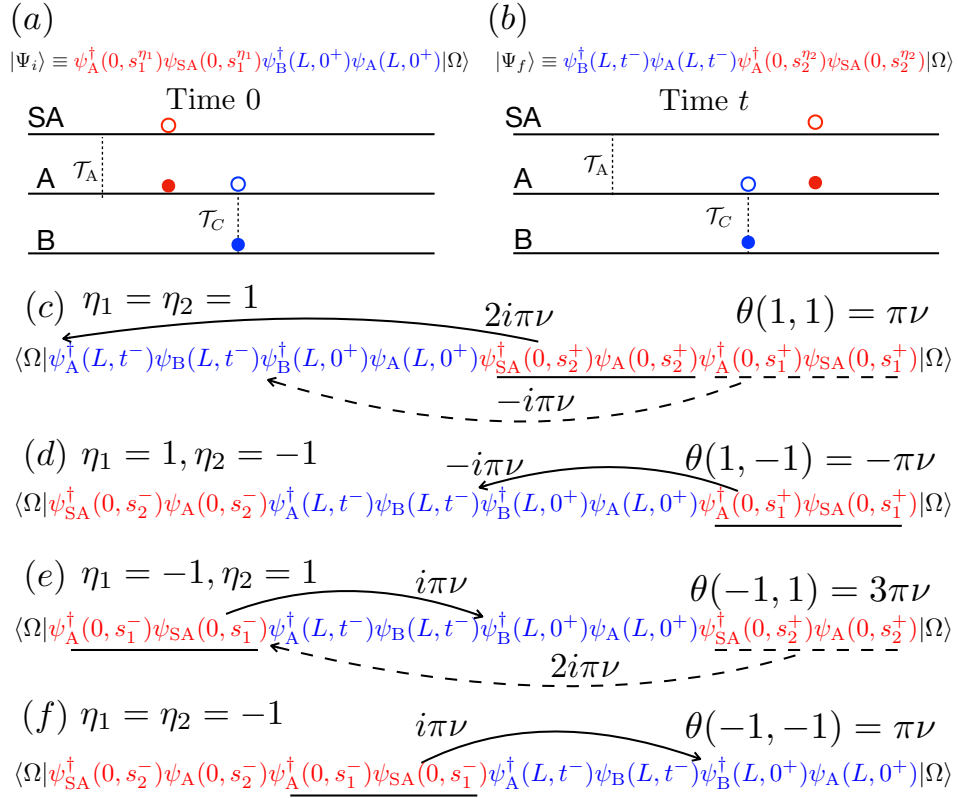


FIG. S1. **Illustration of time-domain braiding for the leading-order expansion in the tunneling transmission of the diluter.** Panels (a) and (b): Positions of anyonic operators, for states $|\Psi_i\rangle$ and $|\Psi_f\rangle$, at times 0 and $t > 0$, respectively. Here, red dots refer to operators of the anyons that are generated by the tunneling at the diluter (filled dot: quasiparticle, empty dot: quasihole) and blue dots refer to the quasiparticle (filled dot) and quasihole (empty dot) operators involved in the tunneling process at the central QPC. The state $|\Omega\rangle$ is the vacuum state (no quasiparticles in all three channels). **Panels (c) to (f):** Operators after Keldysh ordering, for different arrangements of the Keldysh indexes η_1 and η_2 . The exchange of the operators (as indicated by arrows) is needed to reconstruct states $|\Psi_i\rangle$ and $|\Psi_f\rangle$, thus leading to extra phases that are marked out next to corresponding arrows. The exchange-induced total phase $\theta(\eta_1, \eta_2)$ is shown for each case. In panels (c) and (e), the exchange operations marked by solid arrows are taken before those indicated by dashed ones.

S2. FINITE-TEMPERATURE CORRELATIONS IN AN OUT-OF-EQUILIBRIUM ANYONIC CHANNEL

In Eq. (1) of the main text, we show correlation functions of operators in channel A, for finite temperatures T_A or T_{SA} (see Fig.1 of the main text for the schematics of the setup). In this section, we explain how to obtain these expressions. The correction to the equilibrium correlation function of the tunneling operators at position $x = L$ in channel A, which arises at the first order in the diluter transmission \mathcal{T}_A , involves averaging in the presence of tunneling operators at the diluter ($x = 0$) in channels A and SA:

$$\begin{aligned} \langle \psi_A^\dagger(L, t^-) \psi_A(L, 0^+) \rangle_{\text{neq}}^{(1)} &= \mathcal{T}_A \int_{-\infty}^{\infty} ds_1 \int_{-\infty}^{\infty} ds_2 \sum_{\eta_1 \eta_2} \eta_1 \eta_2 e^{-i\nu e V(s_1 - s_2)} \\ &\quad \times \langle \psi_A^\dagger(L, t^-) \psi_A(L, 0^+) \psi_A^\dagger(0, s_1^{\eta_1}) \psi_A(0, s_2^{\eta_2}) \rangle_0 \langle \psi_{SA}(0, s_1^{\eta_1}) \psi_{SA}^\dagger(0, s_2^{\eta_2}) \rangle_0. \end{aligned} \quad (\text{S1})$$

Here, $\eta_1 = \pm$ and $\eta_2 = \pm$ are the two Keldysh indexes, the subscript “neq” denotes the averaging over the non-equilibrium state, the superscript “(1)” indicates the power of \mathcal{T}_A , and the subscript “0” indicates that correlations are evaluated at $\mathcal{T}_A = \mathcal{T}_C = 0$. We first consider the correlation functions when the temperature of the source reservoir T_{SA} is finite but the ambient temperature of channel A is zero, $T_A = 0$, and then generalize the results to the case when both T_A and T_{SA} are finite.

Case I: T_{SA} finite, and $T_A = 0$

We begin by considering the case $T_A = 0$, when T_{SA} is the only finite temperature in the setup. In this case, the correlation functions involving operators ψ_A^\dagger and ψ_A are power-law functions of time, whereas the correlations of ψ_{SA}^\dagger

and ψ_{SA} produce a power of the hyperbolic function. Equation (S1) takes then the form:

$$\begin{aligned} \text{Eq. (S1)} &= \frac{\mathcal{T}_A}{(2\pi\tau_c)^3} \frac{\tau_c^\nu}{(\tau_c + it)^\nu} \sum_{\eta_1\eta_2} \eta_1\eta_2 \int_{-\infty}^{\infty} ds_1 \int_{-\infty}^{\infty} ds_2 e^{-i\nu eV(s_1-s_2)} \\ &\times \frac{\tau_c^\nu}{\tau_c + i(s_1-s_2)\chi_{\eta_1\eta_2}(s_1-s_2)} \frac{[\tau_c + i(t-s_1-L)\chi_{-\eta_1}(t-s_1)]^\nu [\tau_c + (-s_2)\chi_{+\eta_2}(-s_2)]^\nu}{[\tau_c + i(t-s_2-L)\chi_{-\eta_2}(t-s_2)]^\nu [\tau_c + (-s_1)\chi_{+\eta_1}(-s_1)]^\nu} \\ &\times \left(\frac{\pi T_{\text{SA}} \tau_c}{\sin\{\pi T_{\text{SA}}[\tau_c + i(s_1-s_2)\chi_{\eta_1\eta_2}(s_1-s_2)]\}} \right)^\nu, \end{aligned} \quad (\text{S2})$$

where $\chi_{\eta\eta'}(s > 0) = \eta'$ and $\chi_{\eta\eta'}(s < 0) = -\eta$, i.e.,

$$\chi_{\eta,\eta'}(s) = \eta' \Theta(s) - \eta \Theta(-s),$$

where $\Theta(s)$ is the Heaviside step function.

Without loss of generality, we first consider $t > 0$. The contribution of time-domain braiding to the correlation function is determined by the singularity in the integrand of Eq. (S2) at (cf. Ref. [S4])

$$s_1 \rightarrow s_2.$$

For $0 < s_1 = s_2 < t$, we obtain

$$\frac{[\tau_c + i(t-s_1-L)\chi_{-\eta_1}(t-s_1)]^\nu [\tau_c + (-s_2)\chi_{+\eta_2}(-s_2)]^\nu}{[\tau_c + i(t-s_2-L)\chi_{-\eta_2}(t-s_2)]^\nu [\tau_c + (-s_1)\chi_{+\eta_1}(-s_1)]^\nu} \rightarrow \exp[i\pi\nu(\eta_1 - \eta_2)]. \quad (\text{S3})$$

When $s_1 = s_2$ is outside the segment $[0, t]$, the fraction in Eq. (S3) becomes unity, i.e., it does not depend on η_1 and η_2 . Introducing $s = s_1 - s_2$ in Eq. (S2), it is instructive to re-write the time-domain-braiding contribution to the correlation function by performing explicitly the summation over the Keldysh indexes:

$$\begin{aligned} \text{Eq. (S1)}_{\text{TDB}} &= \frac{\mathcal{T}_A t}{(2\pi)^3} \frac{\tau_c^{3\nu-3}}{(\tau_c + it)^\nu} \sum_{\eta_1\eta_2} \eta_1\eta_2 e^{i\pi\nu(\eta_1-\eta_2)} \int_{-\infty}^{\infty} ds \frac{e^{-i\nu eVs}}{[\tau_c + is\chi_{\eta_1\eta_2}(s)]^\nu} \frac{(\pi T_{\text{SA}})^\nu}{\sin^\nu\{\pi T_{\text{SA}}[\tau_c + is\chi_{\eta_1\eta_2}(s)]\}} \\ &= \frac{\mathcal{T}_A t}{(2\pi)^3} \frac{\tau_c^{3\nu-3}}{(\tau_c + it)^\nu} \left\{ \int_0^\infty ds \frac{e^{-i\nu eVs}}{(\tau_c + is)^\nu} \frac{(\pi T_{\text{SA}})^\nu}{\sin^\nu[\pi T_{\text{SA}}(\tau_c + is)]^\nu} + \int_{-\infty}^0 ds \frac{e^{-i\nu eVs}}{(\tau_c - is)^\nu} \frac{(\pi T_{\text{SA}})^\nu}{\sin^\nu[\pi T_{\text{SA}}(\tau_c - is)]^\nu} \right. \\ &\quad + \int_0^\infty ds \frac{e^{-i\nu eVs}}{(\tau_c - is)^\nu} \frac{(\pi T_{\text{SA}})^\nu}{\sin^\nu[\pi T_{\text{SA}}(\tau_c - is)]^\nu} + \int_{-\infty}^0 ds \frac{e^{-i\nu eVs}}{(\tau_c + is)^\nu} \frac{(\pi T_{\text{SA}})^\nu}{\sin^\nu[\pi T_{\text{SA}}(\tau_c + is)]^\nu} \\ &\quad \left. - \int_{-\infty}^\infty ds \frac{e^{-i\nu eVs}}{(\tau_c + is)^\nu} \frac{(\pi T_{\text{SA}})^\nu}{\sin^\nu[\pi T_{\text{SA}}(\tau_c + is)]^\nu} e^{-2i\pi\nu} - \int_{-\infty}^\infty ds \frac{e^{-i\nu eVs}}{(\tau_c - is)^\nu} \frac{(\pi T_{\text{SA}})^\nu}{\sin^\nu[\pi T_{\text{SA}}(\tau_c - is)]^\nu} e^{2i\pi\nu} \right\}, \end{aligned} \quad (\text{S4})$$

Here, we set $s_1 = s_2$ in the fraction (S3) and took into account the configurations that produce a nontrivial phase factor $e^{i\pi\nu(\eta_1-\eta_2)}$ (otherwise the summation over $\eta_{1,2}$ yields zero). The integration over the center-of-mass time $(s_1 + s_2)/2$ produces then the total time t , while the integration over the time difference s can be safely extended to infinite limits, since the integral over s is dominated by $s \lesssim \min[1/(\nu eV), 1/T_{\text{SA}}] \ll t$. Equation (S4) can be written in the form emphasizing the two tunneling processes—tunneling from A to SA ($I_{\text{A} \rightarrow \text{SA}}$) and tunneling from SA to A ($I_{\text{SA} \rightarrow \text{A}}$):

$$\begin{aligned} \text{Eq. (S1)}_{\text{TDB}} &= \frac{\mathcal{T}_A t}{(2\pi)^3} \frac{\tau_c^{3\nu-3}}{(\tau_c + it)^\nu} \int_{-\infty}^{\infty} ds \frac{e^{-i\nu eVs}}{(\tau_c + is)^\nu} \frac{(\pi T_{\text{SA}})^\nu}{\sin^\nu[\pi T_{\text{SA}}(\tau_c + is)]^\nu} (1 - e^{-2i\pi\nu}) \\ &\quad + \frac{\mathcal{T}_A t}{(2\pi)^3} \frac{\tau_c^{3\nu-3}}{(\tau_c + it)^\nu} \int_{-\infty}^{\infty} ds \frac{e^{-i\nu eVs}}{(\tau_c - is)^\nu} \frac{(\pi T_{\text{SA}})^\nu}{\sin^\nu[\pi T_{\text{SA}}(\tau_c - is)]^\nu} (1 - e^{2i\pi\nu}). \end{aligned} \quad (\text{S5})$$

Written in terms of the partial currents, Eq. (S5) becomes

$$\begin{aligned} \text{Eq. (S1)}_{\text{TDB}} &= \frac{1}{2\pi\tau_c} \frac{\tau_c^\nu}{(\tau_c + it)^\nu} \left[-\frac{I_{\text{SA} \rightarrow \text{A}}}{\nu e} (1 - e^{2i\pi\nu}) t - \frac{I_{\text{A} \rightarrow \text{SA}}}{\nu e} (1 - e^{-2i\pi\nu}) t \right] \\ &= \frac{1}{2\pi\tau_c} \frac{\tau_c^\nu}{(\tau_c + it)^\nu} \left[-\frac{S_A}{\nu^2 e^2} [1 - \cos(2\pi\nu)] t + i \frac{I_A}{\nu e} \sin(2\pi\nu) t \right], \end{aligned} \quad (\text{S6})$$

where $S_A = \nu e(I_{SA \rightarrow A} + I_{A \rightarrow SA})$ is the noise in the non-equilibrium channel A, after the diluter. It is defined as $S_A \equiv \int dt [\langle \hat{I}_A(t) \hat{I}_A(0) \rangle - I_A^2]$, with \hat{I}_A the current operator, $\langle \hat{I}_A \rangle = I_A$. At zero temperature, $T_{SA} = 0$, Eq. (S6) becomes the leading-order correlation functions of Refs. [S3–S5], after representing the tunneling noise as $S_A = \nu e I_A$. For negative times, $t < 0$, one replaces $-S_A[1 - \cos(2\pi\nu)]t/\nu^2 e^2$ in Eq. (S6) with $S_A[1 - \cos(2\pi\nu)]t/\nu^2 e^2$.

Now we go to higher-order expansions of \mathcal{T}_A . For the zero-temperature situation, one can sum up contributions to all orders of dilutions, if $\nu e V_{SA} > I_A/\nu e$. For a finite temperature, the requirement of the resummation becomes modified, into $\nu e V_{SA} > S_A/\nu^2 e^2$. With this requirement satisfied, we perform resummation over all orders of dilutions. More specifically, assuming self-contraction (meaning independence of anyonic pairs) of n pairs of non-equilibrium anyons, the corresponding correlation becomes

$$\begin{aligned} & \frac{1}{2\pi\tau_c} \frac{\tau_c^\nu}{(\tau_c + it)^\nu} \frac{C_{2n}^2 C_{2n-2}^2 \cdots C_2^2 2^n}{2n!} \frac{1}{n!} \left[-\frac{S_A}{\nu^2 e^2} [1 - \cos(2\pi\nu)]t + i \frac{I_A}{\nu e} \sin(2\pi\nu)t \right]^n \\ &= \frac{1}{2\pi\tau_c} \frac{\tau_c^\nu}{(\tau_c + it)^\nu} \frac{1}{n!} \left[-\frac{S_A}{\nu^2 e^2} [1 - \cos(2\pi\nu)]t + i \frac{I_A}{\nu e} \sin(2\pi\nu)t \right]^n, \end{aligned} \quad (S7)$$

where $C_m^n = m!/[n!(m-n)!]$: the number of options to pick out n items out of in-total m ones. In Eq. (S7), the factor $C_{2n}^2 C_{2n-2}^2 \cdots C_2^2 2^n$ refers to the number of self-contraction options of non-equilibrium anyons, and the factor $1/2n!$ is the prefactor of performing $2n$ th order Keldysh expansion, and finally, the factor $1/n!$ removes the number of options on the picking order of n anyonic pairs. Resummation over n then leads to

$$\langle \psi_A^\dagger(t) \psi_A(0) \rangle_{\text{neq}} \Big|_{T_A=0, T_{SA}} = \frac{1}{2\pi\tau_c} \frac{\tau_c^\nu}{(\tau_c + it)^\nu} \exp \left\{ -\frac{S_A}{\nu^2 e^2} [1 - \cos(2\pi\nu)]|t| + i \frac{I_A}{\nu e} \sin(2\pi\nu)t \right\}. \quad (S8)$$

Case II: T_{SA} and T_A both finite

In this case, Eq. (S2) is modified by using the hyperbolic functions of time for all the two-point correlators involved:

$$\begin{aligned} \text{Eq. (S1)} &= \frac{\mathcal{T}_A}{(2\pi\tau_c)^3} \frac{(\pi T_{SA} \tau_c^3)^\nu (\pi T_A \tau_c)^{2\nu}}{\sin^\nu[\pi T_A(\tau_c + it)]} \iint ds_1 ds_2 \sum_{\eta_1 \eta_2} \frac{\eta_1 \eta_2 e^{-i\nu e V(s_1 - s_2)}}{\sin^\nu \{ \pi T_{SA} [\tau_c + i(s_1 - s_2) \chi_{\eta_1 \eta_2}(s_1 - s_2)] \}} \\ &\times \frac{1}{\sin^\nu \{ \pi T_A [\tau_c + i(s_1 - s_2) \chi_{\eta_1 \eta_2}(s_1 - s_2)] \}} \\ &\times \frac{\sin^\nu \{ \pi T_A [\tau_c + i(t - s_1 - L) \chi_{-\eta_1}(t - s_1)] \} \sin^\nu \{ \pi T_A [\tau_c + (-s_2) \chi_{+\eta_2}(-s_2)] \}}{\sin^\nu \{ \pi T_A [\tau_c + i(t - s_2 - L) \chi_{-\eta_2}(t - s_2)] \} \sin^\nu \{ \pi T_A [\tau_c + (-s_1) \chi_{+\eta_1}(-s_1)] \}}. \end{aligned} \quad (S9)$$

The further derivation is analogous to that for $T_A = 0$. When considering the time-domain-braiding process, we again take $s_1 \rightarrow s_2$, with which the last line of Eq. (S9) produces the exchange phase, leading to (assuming $t > 0$ first)

$$\begin{aligned} \text{Eq. (S1)}_{\text{TDB}} &= \frac{\mathcal{T}_A}{(2\pi\tau_c)^3} \frac{(\pi T_{SA} \tau_c^3)^\nu (\pi T_A \tau_c)^{2\nu}}{\sin^\nu[\pi T_A(\tau_c + it)]} t \\ &\times \left\{ \int_{-\infty}^{\infty} ds \frac{e^{-i\nu e V s}}{\sin^\nu[\pi T_{SA}(\tau_c + is)]} \frac{1}{\sin^\nu[\pi T_A(\tau_c + is)]} (1 - e^{-2i\pi\nu}) \right. \\ &\left. + \int_{-\infty}^{\infty} ds \frac{e^{i\nu e V s}}{\sin^\nu[\pi T_{SA}(\tau_c + is)]} \frac{1}{\sin^\nu[\pi T_A(\tau_c + is)]} (1 - e^{2i\pi\nu}) \right\} \end{aligned} \quad (S10)$$

Again, the expression above can be simplified, by noticing that to the leading order in \mathcal{T}_A , the partial currents read as

$$\begin{aligned} I_{SA \rightarrow A} &= \nu e \frac{\mathcal{T}_A}{(2\pi\tau_c)^2} (\pi^2 T_A T_{SA} \tau_c^2)^\nu \int_{-\infty}^{\infty} ds \frac{e^{i\nu e V s}}{\sin^\nu[\pi T_{SA}(\tau_c + is)]} \frac{1}{\sin^\nu[\pi T_A(\tau_c + is)]}, \\ I_{A \rightarrow SA} &= \nu e \frac{\mathcal{T}_A}{(2\pi\tau_c)^2} (\pi^2 T_A T_{SA} \tau_c^2)^\nu \int_{-\infty}^{\infty} ds \frac{e^{-i\nu e V s}}{\sin^\nu[\pi T_{SA}(\tau_c + is)]} \frac{1}{\sin^\nu[\pi T_A(\tau_c + is)]}, \end{aligned} \quad (S11)$$

for tunneling from SA to A ($I_{SA \rightarrow A}$), and for the opposite direction of tunneling, A to SA ($I_{A \rightarrow SA}$). With Eq. (S11), Eq. (S10) becomes

$$\begin{aligned} \text{Eq. (S1)}_{\text{TDB}} &= \frac{1}{2\pi\tau_c} \frac{(\pi T_A \tau_c)^\nu}{\sin^\nu[\pi T_A(\tau_c + it)]} \left[-\frac{I_{SA \rightarrow A}}{\nu e} (1 - e^{2i\pi\nu}) t - \frac{I_{A \rightarrow SA}}{\nu e} (1 - e^{-2i\pi\nu}) t \right] \\ &= \frac{1}{2\pi\tau_c} \frac{(\pi T_A \tau_c)^\nu}{\sin^\nu[\pi T_A(\tau_c + it)]} \left[-\frac{S_A}{\nu^2 e^2} [1 - \cos(2\pi\nu)]t + i \frac{I_A}{\nu e} \sin(2\pi\nu)t \right], \end{aligned} \quad (S12)$$

which, in comparison to Eq. (S6), contains a T_A dependent prefactor. In addition, the value of S_A is also implicitly modified by T_A . For negative times $t < 0$, one again replaces $-S_A[1 - \cos(2\pi\nu)]t/\nu^2 e^2$ by $S_A[1 - \cos(2\pi\nu)]t/\nu^2 e^2$.

Now we go to higher orders in the diluter transmission. In comparison to that of $T_A = 0$, where only $\nu e V_{SA} > S_A/\nu^2 e^2$ is required, here we further require $\nu e V_{SA} > T_A$. Indeed, if T_A becomes large enough, the time t between two tunneling events at the collider is bounded by the temperature inverse $1/T_A$, thus presenting resummation over higher-order contributions. With both requirements satisfied, we obtain (following the same steps as for the case $T_A = 0$):

$$\begin{aligned} \langle \psi_A^\dagger(t) \psi_A(0) \rangle_{\text{neq}} \Big|_{T_A, T_{SA}} &= \frac{1}{2\pi\tau_c} \frac{(\pi T_A \tau_c)^\nu}{\sin^\nu[\pi T_A(\tau_c + it)]} \exp \left\{ -\frac{S_A}{\nu^2 e^2} [1 - \cos(2\pi\nu)]|t| + i \frac{I_A}{\nu e} \sin(2\pi\nu)t \right\}, \\ \langle \psi_A(t) \psi_A^\dagger(0) \rangle_{\text{neq}} \Big|_{T_A, T_{SA}} &= \frac{1}{2\pi\tau_c} \frac{(\pi T_A \tau_c)^\nu}{\sin^\nu[\pi T_A(\tau_c + it)]} \exp \left\{ -\frac{S_A}{\nu^2 e^2} [1 - \cos(2\pi\nu)]|t| - i \frac{I_A}{\nu e} \sin(2\pi\nu)t \right\}, \end{aligned} \quad (\text{S13})$$

which is Eq. (1) of the main text.

An inspection of Eq. (S13) discloses an important message: the particle correlation $\langle \psi_A^\dagger(t) \psi_A(0) \rangle_{T_A, T_{SA}}$, and the hole correlation $\langle \psi_A(t) \psi_A^\dagger(0) \rangle_{T_A, T_{SA}}$ only differ by the imaginary phase in the exponential factor, even at finite temperatures. This feature, remarkably, leads to the symmetry between the particle and hole distributions, with respect to the energy $I_A \sin(2\pi\nu)/\nu e$, see more details in Sec. S3 below. Noteworthy, this symmetry between the particle and hole distributions is present if taking into account only time-domain-braiding processes. Indeed, this symmetry is sabotaged, if allowing non-equilibrium anyons to participate in the tunneling correlation functions directly (i.e., when an anyon appears at the position of the collider, at moment 0 or/and t). Nevertheless, non-equilibrium anyons have little direct influence on correlation functions in the strongly diluted limit—the limit addressed in the current work. We conclude that the above symmetry between particle and hole distributions is an anyonic-specific feature, because in fermionic systems time-domain braiding is absent.

S3. DISTRIBUTION FUNCTIONS, FOR EQUILIBRIUM AND NON-EQUILIBRIUM CHANNELS

In the main text, we describe non-equilibrium anyonic channels by defining particle and hole distribution functions

$$\begin{aligned} n_{p,\alpha}(\epsilon) &\equiv \int dt e^{-i\epsilon t} \langle \psi_\alpha^\dagger(t) \psi_\alpha(0) \rangle_a, \\ n_{h,\alpha}(\epsilon) &\equiv \int dt e^{i\epsilon t} \langle \psi_\alpha(t) \psi_\alpha^\dagger(0) \rangle_a, \end{aligned} \quad (\text{S14})$$

for three channels $\alpha = \text{SA}, \text{A}$ and B with $a = 0, \text{neq}$, and 0 , respectively. In this section, we present and compare distribution functions for different situations. When considering tunneling between, e.g., channels A and B, one encounters an integral of the form

$$\begin{aligned} \mathcal{T}_C \int dt \langle \psi_A^\dagger(t) \psi_B(t) \psi_B^\dagger(0) \psi_A(0) \rangle_{\text{neq}} &= \mathcal{T}_C \int dt \langle \psi_A^\dagger(t) \psi_A(0) \rangle_{\text{neq}} \langle \psi_B(t) \psi_B^\dagger(0) \rangle_0 \\ &= \frac{\mathcal{T}_C}{(2\pi)^2} \int dt \iint d\epsilon_1 d\epsilon_2 e^{-i(\epsilon_1 - \epsilon_2)t} n_{p,A}(\epsilon_1) n_{h,B}(\epsilon_2) \\ &= \frac{\mathcal{T}_C}{2\pi} \int d\epsilon n_{p,A}(\epsilon) n_{h,B}(\epsilon), \end{aligned} \quad (\text{S15})$$

where, unlike Eq. (3) of the main text, for generality, we do not show explicitly the position at which tunneling occurs. For a given value of energy ϵ , Eq. (S15) can be interpreted as a product of two distribution functions defined in Eq. (S14): the anyonic particle distribution in A and the anyonic hole distribution in B.

We emphasize that the distributions defined by Eq. (S15) apply to all points between the diluter and the collider, for $\alpha = \text{A}, \text{B}$ alike, not only to the location of the collider, at which the tunneling current is evaluated. At first glance, this seems counter-intuitive. Indeed, the non-equilibrium distribution functions appearing in Eq. (S15) are strongly affected by the phenomenon of time-domain braiding, which is generated by the presence of the tunneling bridge (the collider) connecting channels A and B at a single point in space. How can we get the same distribution function at the position upstream of the collider when the time-domain braiding is induced by the collider? To understand this for $\alpha = \text{A}$, we interpret Eq. (S15) as the correlation between removing a particle at time 0 and position x (that is, between the diluter and the collider), and adding another one at time t at the same position, x . In order to probe

the single-anyon distribution function $n_{p,A}(\epsilon)$ at position x , one should introduce a “measurement device” coupled to the single-anyon operator in channel A . This probe can be introduced by adding an auxiliary channel, with the same filling fraction as that in A , which is tunnel-coupled to channel A at position x . With this auxiliary channel, time-domain braiding will take place between nonequilibrium anyons in channel A and the spontaneously generated particle-hole pair induced by the auxiliary channel at the point x . Any measurement of the single-anyon distribution function inevitably introduces time-domain braiding at the measurement position. As a result, the non-equilibrium distribution function at the position of the probe will be affected by the time-domain braiding in exactly the same way as it is affected at the collider and, hence, will have the same form. This is why correlation functions of A channel operators calculated at the collider, where time-domain braiding occurs in the experimental setup, also apply to positions upstream of the collider. Any probe of the distribution function with an auxiliary channel could be considered analogous to the collider that couples channel A with equilibrium channel B .

Importantly, the effect of time-domain braiding on the distribution function does not depend, to the lowest order, on the transparency of the collider probing the distribution function [cf. Eq. (S15), where $\mathcal{T}_C \ll 1$ serves as a prefactor in the expression for the tunneling current and does not enter the distribution functions]. Thus, in the limit of weak tunneling, the probe will measure the same distribution function at any position downstream of the diluter, also including the locations downstream of the collider. The strength of the coupling to the probe will not affect the measured distribution function in the weak-tunneling limit, whereas time-domain braiding will be fully introduced by the probe. It is worth reiterating that the probe should be coupled to single-anyon operators. If, for example, we couple a $\nu = 1/3$ channel A to a probe based on an integer edge ($\nu = 1$), such that the tunneling between the channel and the probe is only possible for a triplet of anyons forming an electron, we would not be able to measure the single-anyon distribution function. In this case, time-domain braiding is not effective (see discussion in Sec. S11 below) as electrons do not braid with anyons. This implies that the coherent superposition of three charge $e/3$ anyons cannot be described in terms of single-anyon distribution functions: quantum correlations in such a triplet are crucially important.

One can use Eqs. (S14) and (S15) to describe features of tunneling between different anyonic channels in the way conventionally employed for transport of fermions [S6]. At zero temperature $T = 0$, the equilibrium anyonic distribution functions of channel B or SA are given by

$$\begin{aligned} n_p^{\text{eq}}(\epsilon, V; T = 0) &= \frac{\tau_c^{\nu-1}(\nu eV - \epsilon)^{\nu-1}}{\Gamma(\nu)} [1 - \Theta(\epsilon - \nu eV)] \\ n_h^{\text{eq}}(\epsilon, V; T = 0) &= \frac{\tau_c^{\nu-1}(\epsilon - \nu eV)^{\nu-1}}{\Gamma(\nu)} \Theta(\epsilon - \nu eV), \end{aligned} \quad (\text{S16})$$

where superscript “eq” emphasizes that channels B and SA are at equilibrium, V equals V_B or V_{SA} , $\Gamma(\nu)$ is the gamma function, and Θ is the step function. The voltage bias is defined with respect to the chemical potential of channel A before the diluter.

The presence of Heaviside Θ -functions in Eq. (S16) means that the particle and hole distributions for a zero- T equilibrium anyonic channel are only finite for states with energies below and above the Laughlin-sea surface, respectively. This feature is analogous to the property of fermionic distribution functions. However, in contrast to the fermionic case, zero- T equilibrium anyonic distributions are not flat when they are nonzero. A related unique feature of anyonic distributions is that the sum of particle and hole distributions is not a constant. In great contrast, for fermions, the sum of particle and hole distributions equals one for all energies, a feature arising from the fermionic anticommutation relation. The plots of Eq. (S16) are shown in Fig. S2(a). Following Eq. (S16) and Fig. S2(a), the particle (hole) distribution is finite when $\epsilon < \nu eV$, i.e., beneath (above) the Laughlin surface at the energy νeV , and equals zero for energies above the anyonic-sea surface. When approaching the Laughlin surface, both the particle and hole distributions diverge as a power law.

Now we move to the non-equilibrium channel A with zero-temperature ($T_A = T_{SA} = 0$) distribution functions

$$\begin{aligned} n_{p,A}^{\text{neq-braid}}(\epsilon, I_A; T_A = 0, T_{SA} = 0) &= \frac{\nu^{1-\nu}\Gamma(1-\nu)}{\pi} \tau_c^{\nu-1} \text{Re} \left\{ e^{i\pi\nu/2} \left[\frac{I_A}{e} (1 - e^{-2i\pi\nu}) - i\nu\epsilon \right]^{\nu-1} \right\}, \\ n_{h,A}^{\text{neq-braid}}(\epsilon, I_A; T_A = 0, T_{SA} = 0) &= \frac{\nu^{1-\nu}\Gamma(1-\nu)}{\pi} \tau_c^{\nu-1} \text{Re} \left\{ e^{-i\pi\nu/2} \left[\frac{I_A}{e} (1 - e^{-2i\pi\nu}) - i\nu\epsilon \right]^{\nu-1} \right\}, \end{aligned} \quad (\text{S17})$$

where superscript “neq-braid” indicates that only time-domain braiding (addressed by “braid”) processes are involved when evaluating the influence of non-equilibrium (addressed by “neq”) anyons on correlation functions. In contrast to

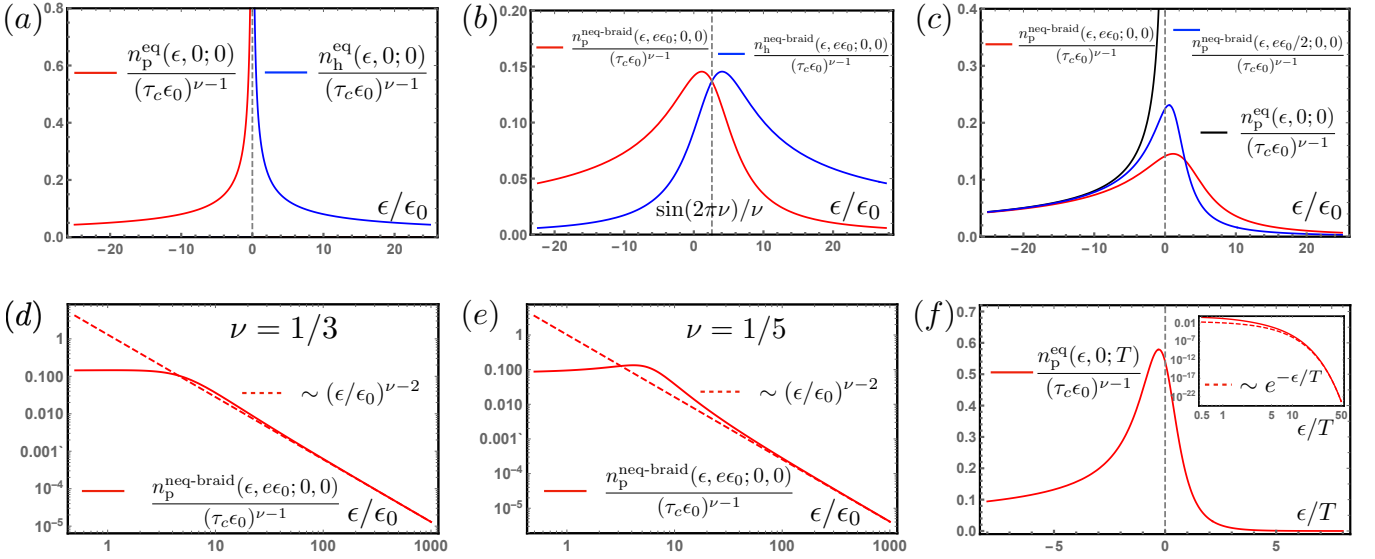


FIG. S2. **Distribution functions for an anyonic channel.** An energy unit $\epsilon_0 > 0$ is used as a reference energy to make all quantities dimensionless, both for equilibrium and non-equilibrium distributions. Functions $n_{p,A}^{\text{neq-braid}}$ and $n_{h,A}^{\text{neq-braid}}$ refer, respectively, to the particle and hole distributions of non-equilibrium channel A. Their superscript “neq-braid” indicates that only time-domain-braiding processes are involved when evaluating the influence of non-equilibrium anyons on correlation functions. Functions $n_{p,B}^{\text{eq}}$ and $n_{h,B}^{\text{eq}}$ refer to distributions of equilibrium channel B. In panels (a) - (e), all distributions are obtained at zero temperatures, $T_A = T_{SA} = T_B = 0$. The thermal effects will be discussed later, in Sec. S6. **Panel (a):** The particle and hole distributions for an equilibrium anyonic channel are only finite for states with energies below and above the Laughlin surface, respectively. **Panel (b):** With a finite non-equilibrium current $I_A = e\epsilon_0$, both distributions are nonzero for all energies. The two distributions are related to each other by mirror symmetry with respect to the energy $\epsilon = \epsilon_0 \sin(2\pi\nu)/\nu e$ (the gray dashed line). **Panel (c):** The non-equilibrium particle distributions (red and blue lines) approach the equilibrium one (black line) when the non-equilibrium current ($e\epsilon_0$ for the red curve and $e\epsilon_0/2$ for the blue curve) decreases. **Panels (d) and (e):** Particle distributions for a non-equilibrium channel with $\nu = 1/3$ and $\nu = 1/5$, respectively. In both cases, particle distributions decrease as power law $\sim (\epsilon/\epsilon_0)^{\nu-2}$, for large energies $\epsilon \gg \epsilon_0$. **Panel (f):** Particle distribution for an equilibrium anyonic channel with temperature T . Inset: the log-log plot of the particle distribution. The distribution decays exponentially $\sim \exp(-\epsilon/T)$, at large energies.

Eq. (S16) where we used the voltage (chemical potential) to parametrize the distribution functions, here we use the non-equilibrium current I_A as the second argument: now we fix the chemical potential and tune the amplitude of I_A . Plots of these non-equilibrium distribution functions are shown in Fig. S2(b). These non-equilibrium distribution functions are further compared, in Fig. S2(c), with equilibrium ones. Clearly, particle distribution gradually approaches the equilibrium one (the black curve), when decreasing the non-equilibrium current ($I_A/e = \epsilon_0$ for the red curve and $I_A/e = \epsilon_0/2$ for the blue curve).

With a non-equilibrium current in channel A, the zero-temperature [$T_A = T_{SA} = 0$, cf. Eq. (S17)] particle distribution in this channel is finite even for states with positive energies, meaning that non-equilibrium current excites particles into states with higher energies, mimicking the feature of fermionic distributions induced by thermal fluctuations. This is exactly the reason to define an effective temperature in a non-equilibrium channel. In addition, as shown by Figs. S2(d) and S2(e), particle distributions decrease in a power-law manner with increasing energy [as $\epsilon^{\nu-2}$, see Fig. S7]. This power-law energy dependence, remarkably, distinguishes the anyonic distribution characterized by an effective temperature introduced by the non-equilibrium current, from an equilibrium thermal distribution. Indeed, for a real temperature T_B , equilibrium distribution functions of channel B read as

$$n_{p,B}^{\text{eq}}(\epsilon, V_B; T_B) = \frac{1}{2\pi\Gamma(\nu)} \left(\frac{1}{2\pi T_B \tau_c} \right)^{1-\nu} \exp \left(-\frac{\epsilon - \nu V_B}{2T_B} \right) \left| \Gamma \left(\frac{\nu}{2} + i \frac{\epsilon - \nu V_B}{2\pi T_B} \right) \right|^2, \quad (\text{S18})$$

$$n_{h,B}^{\text{eq}}(\epsilon, V_B; T_B) = \frac{1}{2\pi\Gamma(\nu)} \left(\frac{1}{2\pi T_B \tau_c} \right)^{1-\nu} \exp \left(\frac{\epsilon - \nu V_B}{2T_B} \right) \left| \Gamma \left(\frac{\nu}{2} + i \frac{\epsilon - \nu V_B}{2\pi T_B} \right) \right|^2,$$

with the plot of $n_{p,B}^{\text{eq}}$ shown in Fig. S2(f) for $V_B = 0$. Following this figure, for positive energies, the thermal

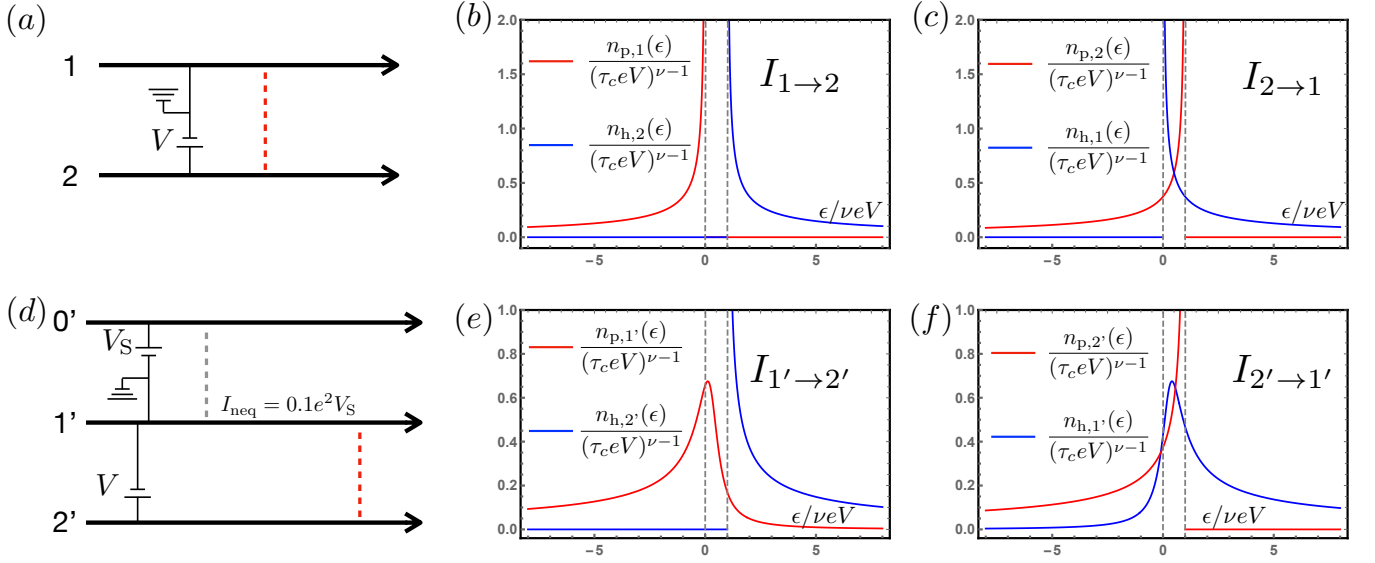


FIG. S3. Representation of zero-temperature inter-channel tunneling in terms of anyonic distribution functions. The particle and hole distribution functions are shown by red and blue solid curves, respectively. A finite tunneling rate requires particle and hole distributions to be both finite for each tunneling event. **Panel (a):** First setup – two equilibrium channels communicate through a quantum point contact (red dashed line). **Panel (b):** Tunneling from channel 1 to channel 2 (yielding a partial tunneling current $I_{1 \rightarrow 2}$) is determined by the product of particle ($n_{p,1}$ of channel 1) and hole ($n_{h,2}$ of channel 2) distributions. $I_{1 \rightarrow 2} = 0$ since either particle or hole distribution equals zero, for all energies. **Panel (c):** Tunneling from channel 2 to channel 1 ($I_{2 \rightarrow 1}$) is determined by the product of particle ($n_{p,2}$ of channel 2) and hole ($n_{h,1}$ of channel 1) distributions. $I_{2 \rightarrow 1}$ receives contributions for energies $0 < \epsilon < \nu eV$, where both particle and hole distributions are finite. **Panel (d):** Second setup – a non-equilibrium channel (1') and an equilibrium one (2'). The gray dashed line denotes a diluter, through which a non-equilibrium current is provided to channel 1'. We choose, without loss of generality, $I_{\text{neq}} = 0.1e^2 V_S$, thus fixing the renormalized transmission of the diluter (which is, in fact, also a function of V_S). **Panel (e):** Particle ($n_{p,1'}$ of channel 1') and hole ($n_{h,2'}$ of channel 2') distributions that are relevant to the tunneling from 1' to 2' ($I_{1' \rightarrow 2'}$). The partial tunneling current now receives contributions from energies $\epsilon > \nu eV$. In great contrast to the equilibrium case (b), the non-equilibrium current I_{neq} in channel 1' enables tunneling of anyons from 1' to 2'. **Panel (f):** Particle ($n_{p,2'}$ of channel 2') and hole ($n_{h,1'}$ of channel 1') distributions that determine tunneling from 2' to 1' ($I_{2' \rightarrow 1'}$). The partial tunneling current receives contributions from energies $\epsilon < \nu eV$, where both distributions are nonzero.

distribution function $n_{p,B}^{\text{eq}}$ decays exponentially away from the Laughlin surface, $\sim \exp(-\epsilon/T)$ (cf. Fig. S7), much faster than Eq. (S17) that is induced by a non-equilibrium current. A more detailed comparison is provided in Sec. S9, to distinguish between non-equilibrium particle distributions with effective parameters and equilibrium ones with real chemical potential and temperature.

Equation (S17) is obtained when $S_A = \nu e I_A$, corresponding to the situation where $T_{SA} = T_A = 0$. Before ending this section, we provide the general expression for the distribution functions when $S_A \neq \nu e I_A$:

$$\begin{aligned}
 n_{p,A}^{\text{neq-braid}}(\epsilon, I_A, S_A) &= \frac{\nu^{1-\nu} \Gamma(1-\nu)}{\pi} \tau_c^{\nu-1} \text{Re} \left(e^{i\pi\nu/2} \left\{ \frac{S_A}{\nu e^2} [1 - \cos(2\pi\nu)] + i \frac{I_A}{e} \sin(2\pi\nu) - i\nu\epsilon \right\}^{\nu-1} \right), \\
 n_{h,A}^{\text{neq-braid}}(\epsilon, I_A, S_A) &= \frac{\nu^{1-\nu} \Gamma(1-\nu)}{\pi} \tau_c^{\nu-1} \text{Re} \left(e^{-i\pi\nu/2} \left\{ \frac{S_A}{\nu e^2} [1 - \cos(2\pi\nu)] + i \frac{I_A}{e} \sin(2\pi\nu) - i\nu\epsilon \right\}^{\nu-1} \right).
 \end{aligned} \tag{S19}$$

Based on Eq. (S19), shapes of distribution functions are determined by the non-equilibrium current noise, S_A . The non-equilibrium current, I_A , induces a shift of distribution functions in energy. Thus, the distribution functions for diluted anyonic beams are parametrized by the two quantities: effective potential V_{eff} (related to I_A) and effective temperature T_{eff} (related to S_A). This is similar to conventional fermionic or bosonic functions at equilibrium. However, the shape of the out-of-equilibrium anyonic distributions is drastically different from the Fermi (or Bose) functions.

S4. INTERPRETING ZERO-TEMPERATURE TUNNELING CURRENT WITH DISTRIBUTION FUNCTIONS

In this section, we analyze the zero-temperature tunneling current in the two setups [shown in Fig. S3(a) and S3(d)] by considering the corresponding particle and hole distributions (we will specify distributions by the label of corresponding channels). We will simplify the notation for distribution functions, by assigning them only one argument: the energy ϵ . Before addressing each of the two setups in detail, we notice, based on Eq. (S15), that a finite tunneling current requires (i) finite particle distributions in the channel where particles are from, and (ii) finite hole distributions in the channel where particles tunnel into.

Now we move to two specific systems. The first setup is depicted in Fig. S3(a), where two equilibrium channels are bridged by a tunneling quantum point contact (the red dashed line). Channel 2 is biased by voltage V with respect to the grounded channel (channel 1). Tunneling between these two channels involves two competing processes: tunneling of particles from channel 1 to channel 2 [represented by the current $I_{1 \rightarrow 2}$ in Fig. S3(b)] and tunneling of particles from channel 2 to channel 1 [represented by the current $I_{2 \rightarrow 1}$ in Fig. S3(c)]. Based on Figs. S3(b) and S3(c), for equilibrium cases, zero-temperature tunneling is only possible from the channel with a larger bias to the one with a smaller one. Indeed, in this case, states with energies $0 < \epsilon < \nu eV$ have finite particle and hole distributions [Fig. S3(c)] and, hence, the product $n_{p,2}(\epsilon)n_{h,1}(\epsilon)$ is finite in this energy interval, enabling tunneling from 2 to 1. The tunneling current in the opposite direction, from 1 to 2, is totally forbidden, as the product of particle or hole distribution $n_{p,1}(\epsilon)n_{h,2}(\epsilon)$ vanishes for all energies [Fig. S3(b)].

In the setup with a non-equilibrium state in one of the channels [Fig. S3(d)], the situation is different. Specifically, here, channel 1' is grounded but it carries a non-equilibrium (diluted) current I_{neq} supplied (through the diluter) by the channel 0' biased by voltage V_S . With this non-equilibrium current, channel 1' has a finite particle distribution for all energies. Even for positive energies, the particle and hole distributions in channel 1' are both finite, decreasing as a power law, $\epsilon^{\nu-2}$ [Figs. S2(d) and S3(e)]. Consequently, tunneling from 1' to 2', i.e., $I_{1' \rightarrow 2'}$, is non-zero as long as the hole distribution $n_{h,2'}(\epsilon)$ in channel 2' is finite, i.e., for $\epsilon > \nu eV$. Remarkably, $n_{p,1'}(\epsilon)$ remains finite even for energies larger than νeV_S – the energy corresponding to the Laughlin surface of the source channel 0'. This means that the partial tunneling current $I_{1' \rightarrow 2'}$ is non-zero for $V_S < V$, i.e., when the source channel that produces the non-equilibrium state has a smaller voltage than the equilibrium channel into which particles tunnel. Similarly, tunneling from channel 2' to channel 1', which yields $I_{2' \rightarrow 1'}$, now involves states with a larger range of energy than in the first setup with equilibrium channels: $\epsilon < \nu eV$ instead of $0 < \epsilon < \nu eV$.

S5. ADDITIONAL CRITERIA TO DEFINE THE EFFECTIVE CHEMICAL POTENTIAL

In the main text, the non-equilibrium channel A is calibrated by coupling it to an equilibrium channel B. More specifically, the effective chemical potential V_{eff} of A is defined to be equal to the potential V_B applied to B, $V_{\text{eff}} = V_B$, such that no *net* charge current tunnels between A and B for this value of V_B . Following this definition,

$$V_{\text{eff}} = I_A \sin(2\pi\nu) / \nu^2 e^2 \quad (\text{S20})$$

depends on the non-equilibrium current I_A in channel A and the filling fraction ν . To support this conclusion, in this section, we provide two more criteria to define the effective potential, which yields the same value of V_{eff} given by Eq. (S20).

S5A. The neutrality requirement

Before introducing the neutrality requirement, we first define “modified” particle and hole distributions

$$\begin{aligned} \delta n_{p,A}^{\text{neq-braid}}(\epsilon, I_A; T_A, T_{SA}) &\equiv n_{p,A}^{\text{neq-braid}}(\epsilon, I_A; T_A, T_{SA}) - n_{p,A}^{\text{eq}}(\epsilon - \nu eV_{\text{eff}}, 0; T_A, T_{SA}), \\ \delta n_{h,A}^{\text{neq-braid}}(\epsilon, I_A; T_A, T_{SA}) &\equiv n_{h,A}^{\text{neq-braid}}(\epsilon, I_A; T_A, T_{SA}) - n_{h,A}^{\text{eq}}(\epsilon - \nu eV_{\text{eff}}, 0; T_A, T_{SA}), \end{aligned} \quad (\text{S21})$$

as the difference between non-equilibrium distributions, and equilibrium ones, after a shift in energy $\nu e V_{\text{eff}}$. Following Eq. (S21), we define the neutrality requirement as

$$\begin{aligned} \int_{\nu e V_{\text{eff}}}^{\infty} d\epsilon \delta n_{\text{p,A}}^{\text{neq-braid}}(\epsilon, I_A; T_A, T_{\text{SA}}) &= \int_{-\infty}^{\nu e V_{\text{eff}}} d\epsilon \delta n_{\text{h,A}}^{\text{neq-braid}}(\epsilon, I_A; T_A, T_{\text{SA}}), \\ \int_{\nu e V_{\text{eff}}}^{\infty} d\epsilon \delta n_{\text{h,A}}^{\text{neq-braid}}(\epsilon, I_A; T_A, T_{\text{SA}}) &= \int_{-\infty}^{\nu e V_{\text{eff}}} d\epsilon \delta n_{\text{p,A}}^{\text{neq-braid}}(\epsilon, I_A; T_A, T_{\text{SA}}). \end{aligned} \quad (\text{S22})$$

With equation above, we are requiring two equalities: (i) between the extra particle distribution above the energy $\nu e V_{\text{eff}}$, and the extra hole distribution below the energy $\nu e V_{\text{eff}}$; and likewise, (ii) between the extra particle distribution below the energy $\nu e V_{\text{eff}}$, and the extra hole distribution above the energy $\nu e V_{\text{eff}}$. Alternatively, Eq. (S22) requires the particle and hole distributions to be symmetric to each other, with respect to the energy νV_{eff} : the position of the shifted anyonic surface.

Both equalities are satisfied by choosing $V_{\text{eff}} = I_A \sin(2\pi\nu)/\nu^2 e^2$, which is exactly Eq. (S20). To illustrate this, we show in Figs. S4(a)-S4(c) the values of $\delta n_{\text{p}}^{\text{neq-braid}}(\epsilon, I_A; T_A, T_{\text{SA}})$ and $\delta n_{\text{h}}^{\text{neq-braid}}(\epsilon, I_A; T_A, T_{\text{SA}})$, for different temperatures. Clearly, $\delta n_{\text{p}}^{\text{neq-braid}}(\epsilon - I_A \sin(2\pi\nu)/\nu e, I_A; T_A, T_{\text{SA}}) = \delta n_{\text{h}}^{\text{neq-braid}}(-\epsilon + I_A \sin(2\pi\nu)/\nu e, I_A; T_A, T_{\text{SA}})$, meaning $\delta n_{\text{p}}^{\text{neq-braid}}$ and $\delta n_{\text{h}}^{\text{neq-braid}}$ are indeed symmetric with respect to the energy $\epsilon_{\mu} = I_A \sin(2\pi\nu)/\nu e$. Equalities of Eq. (S22) are clearly satisfied, with the symmetry mentioned above.

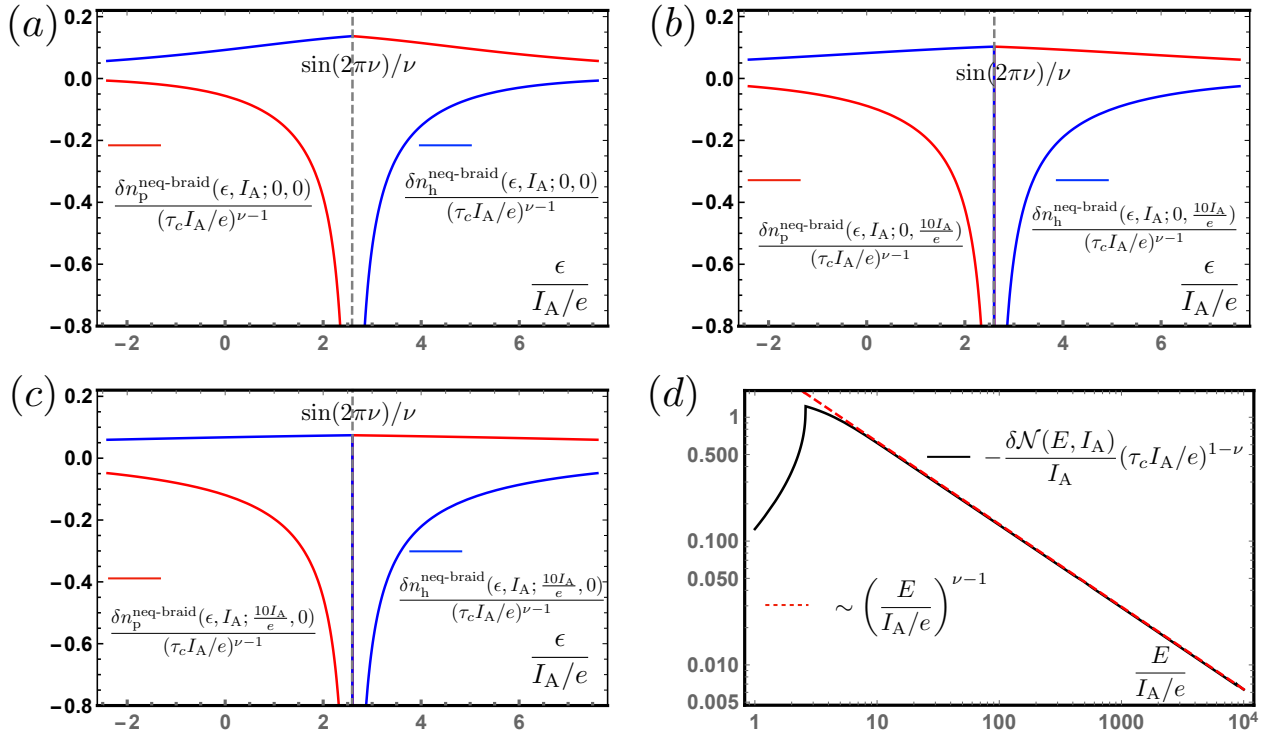


FIG. S4. **Two extra criteria to define the effective chemical potential.** Panel (a): Plots of the modified particle and hole distribution functions defined in Eq. (S21) for $T_A = T_{\text{SA}} = 0$. Panels (b) and (c): Modifications of the particle and hole distributions for $T_A = 0, T_{\text{SA}} = 10I_A/e$ and $T_A = 10I_A/e, T_{\text{SA}} = 0$. For all three figures, the modified functions for particle and hole states are symmetric to each other with respect to the energy $I_A \sin(2\pi\nu)/\nu e$ (the gray dashed vertical line). Panel (d): The log-log plot of the particle number within an energy strip (integrated distribution), Eq. (S24). The integral decreases in a power-law way and thus vanishes when the integration limits approach infinity, $E \rightarrow \infty$.

S5B. Equality between “modified” and initial particle numbers

As another criterion, if the effective chemical potential V_{eff} is reasonably defined, we would like the particle numbers in the channel with a non-equilibrium current I_A to be equal to that of an equilibrium channel, that has a relative

shift V_{eff} in the chemical potential, i.e.,

$$\int_{-\infty}^{\infty} d\epsilon \delta n_{\text{p}}^{\text{neq-braid}}(\epsilon, I_{\text{A}}; 0, 0) = \int_{-\infty}^{\infty} d\epsilon \delta n_{\text{h}}^{\text{neq-braid}}(\epsilon, I_{\text{A}}; 0, 0) = 0, \quad (\text{S23})$$

for zero temperatures. To verify this requirement, we define another integral

$$\delta \mathcal{N}(E, I_{\text{A}}) \equiv e \int_{-E}^E d\epsilon \delta n_{\text{p}}^{\text{neq}}(\epsilon, I_{\text{A}}; 0, 0), \quad (\text{S24})$$

as the modification, introduced by the non-equilibrium current, of particle number within the energy strip $(-E, E)$ compared to that of an equilibrium channel. When $V_{\text{eff}} = I_{\text{A}} \sin(2\pi\nu)/\nu^2 e^2$, we check the requirement Eq. (S23) in Fig. S4(b). Following Fig. S4(b), the integral in Eq. (S24) decays to zero as a power law, i.e., $\sim E^{-2/3}$. When $E \rightarrow \infty$, $\delta \mathcal{N} \rightarrow 0$, indicating that Eq. (S23) is satisfied by taking $V_{\text{eff}} = I_{\text{A}} \sin(2\pi\nu)/\nu^2 e^2$.

We can further complement the above consideration by performing a Fourier transformation:

$$\begin{aligned} \lim_{E \rightarrow \infty} \delta \mathcal{N}(E, I_{\text{A}}) &= e \int_{-\infty}^{\infty} d\epsilon [\delta n_{\text{p}}^{\text{neq}}(\epsilon, I_{\text{A}}; 0, 0)] \\ &= \lim_{t \rightarrow 0} [\langle \psi_{\text{A}}^{\dagger}(t) \psi_{\text{A}}(0) \rangle_{T_{\text{A}}, T_{\text{SA}}} - \langle \psi_{\text{B}}^{\dagger}(t) \psi_{\text{B}}(0) \rangle_{T_{\text{B}}}] \\ &= \lim_{t \rightarrow 0} \frac{\tau_c^{\nu-1}}{2\pi} \frac{(-\frac{S_{\text{A}}}{\nu^2 e^2}) [1 - \cos(2\pi\nu)] |t|}{(it)^{\nu}} \rightarrow 0, \end{aligned} \quad (\text{S25})$$

where we have set $V_{\text{B}} = V_{\text{eff}} \equiv I_{\text{A}} \sin(2\pi\nu)/\nu^2 e^2$ and used the fact that the difference between the two correlation functions is not singular at $t \rightarrow 0$ (so that one can take $\tau_c = 0$ in the denominator).

S5C. Role of direct tunneling of non-equilibrium anyons

Following previous section, when considering only the time-domain-braiding contributions, the three criteria for defining the effective chemical potential, namely (i) zero tunneling current, (ii) neutrality condition, and (iii) equality between modified and initial total particle numbers, are consistent. In this section, we exclude time-domain braiding, but include only direct tunneling of non-equilibrium anyons. Here, we assume that channel A is out of equilibrium and channel B is at equilibrium, as in the setup shown in Fig. S2(d). More specifically, assuming channel A distributions are modified by particles with energies between 0 and $\nu e V_{\text{SA}}$, relevant correlation functions now become

$$\begin{aligned} \langle \psi_{\text{A}}^{\dagger}(t) \psi_{\text{A}}(0) \rangle_{\text{direct}} &\approx \frac{\tau_c^{\nu-1}}{2\pi(\tau_c + it)^{\nu}} [1 + \mathcal{T}(e^{i\nu e V_{\text{SA}} t} - 1)], \\ \langle \psi_{\text{B}}(t) \psi_{\text{B}}^{\dagger}(0) \rangle_{\text{direct}} &\approx \frac{\tau_c^{\nu-1}}{2\pi(\tau_c + it)^{\nu}} e^{-i\nu e V_{\text{B}} t}, \end{aligned} \quad (\text{S26})$$

with \mathcal{T} the renormalized transmission probability through the diluter. Let us now apply the above criteria to these correlation functions.

Criterion I: Zero tunneling current

As the first criterion, the effective chemical potential can be defined after requiring a vanishing tunneling current, leading to

$$(V_{\text{SA}} - V_{\text{B}})^{2\nu-1} \mathcal{T} = V_{\text{B}}^{2\nu-1} (1 - \mathcal{T}) \quad \Rightarrow \quad V_{\text{eff}} = V_{\text{B}} = V_{\text{SA}} \left[1 + \left(\frac{\mathcal{T}}{1 - \mathcal{T}} \right)^{1/(1-2\nu)} \right]^{-1}, \quad (\text{S27})$$

at zero temperature. In the first line of Eq. (S27), the left- and right-hand sides refer to tunneling from channel A to channel B and from B to A, respectively.

Interestingly, in the strongly diluted limit, $\mathcal{T} \ll 1$, V_{eff} behaves differently depending on whether ν is larger or smaller than $1/2$. Indeed, if $\nu > 1/2$ (including the fermionic case, $\nu = 1$), $V_{\text{eff}}/V_{\text{SA}} \ll 1$ is a small number. In contrast, if $\nu < 1/2$ (including Laughlin states), $V_{\text{eff}} \approx V_{\text{SA}}$. Actually, in the latter case, the tunneling from A to B is greatly amplified by the large time cutoff $\propto (V_{\text{SA}} - V_{\text{eff}})^{2\nu-1}$, which compensates for the smallness of the transmission probability.

Criterion II: Equality of modified particle distributions

Now, we move to the second criterion. Following derivations of Eq. (S25), we get

$$\lim_{t \rightarrow 0} [\langle \psi_A^\dagger(t) \psi_A(0) \rangle_{\text{direct}} - \langle \psi_B^\dagger(t) \psi_B(0) \rangle_{\text{direct}}] \approx \lim_{t \rightarrow 0} \frac{i\tau_c^{\nu-1}}{2\pi} \frac{(\mathcal{T}\nu e V_{\text{SA}} - \nu e V_{\text{B}})t}{(it)^\nu}, \quad (\text{S28})$$

which yields zero, if $\nu < 1$, for any finite value of V_{B} . Similarly to the previous consideration for anyons with time-domain braiding, the second criterion, i.e., zero modification of total particle number, is always satisfied if $\nu < 1$. When $\nu \geq 1$, the second criterion gives instead $V_{\text{eff}} = \mathcal{T}V_{\text{SA}}$, which agrees with that from the first criterion, Eq. (S27), only if $\nu = 1$.

S6. HEAT CURRENT

This section provides details of calculating the tunneling heat current between channels A and B. We define the partial heat current from channel A to channel B as

$$J_{\text{A} \rightarrow \text{B}} = \int d\epsilon \mathcal{J}_{\text{A} \rightarrow \text{B}}(\epsilon),$$

where

$$\mathcal{J}_{\text{A} \rightarrow \text{B}}(\epsilon) \equiv \mathcal{T}_{\text{C}} n_{\text{p,A}}^{\text{neq-braid}}(\epsilon, I_{\text{A}}; T_{\text{A}}, T_{\text{SA}}) n_{\text{h,B}}^{\text{eq}}(\epsilon, V_{\text{B}}; T_{\text{B}}) (\epsilon - \nu e V_{\text{B}}) \quad (\text{S29})$$

is the differential heat (defined as the energy with respect to the Laughlin surface $\nu e V_{\text{B}}$, of B) carried by states with the energy ϵ . Here, $n_{\text{p,A}}^{\text{neq-braid}}$ and $n_{\text{h,B}}^{\text{eq}}$ refer to the non-equilibrium particle distribution in channel A and the equilibrium hole distribution in B, respectively. Equation (S29) can be obtained after Fourier transformation of the tunneling heat current derived in, e.g., Ref. [S7]. The superscript of $n_{\text{p,A}}^{\text{neq-braid}}$ (“neq-braiding”) indicates that the non-equilibrium distribution function involves only time-domain braiding contribution. Direct tunneling of non-equilibrium particles is not included. In addition, $n_{\text{p,A}}^{\text{neq-braid}}$ contains four arguments: the particle energy ϵ , the non-equilibrium current I_{A} , and two temperatures T_{A} and T_{SA} . The other distribution function, $n_{\text{h,B}}^{\text{eq}}$, depends on three variables: the particle energy ϵ , the bias V_{B} (defined with respect to the chemical potential of channel A before the diluter), and the temperature in channel B, T_{B} . Below, we focus on the situation where $\nu e V_{\text{B}} = \nu e V_{\text{eff}} = I_{\text{A}} \sin(2\pi\nu)/\nu e$, and study the heat current for different temperatures.

Before moving to specific cases, we begin by rewriting the heat current, Eq. (S29), in another form that involves an integral over time. Let us consider a general case where two channels, 1 and 2, with equal chemical potentials V_0 (either effective or real potential), communicate through a quantum point contact with transmission \mathcal{T}_{C} . In this case, the partial heat current from channel 1 to channel 2, $J_{1 \rightarrow 2}$ (not the net tunneling heat current), becomes

$$\begin{aligned} J_{1 \rightarrow 2} &= \mathcal{T}_{\text{C}} \int d\epsilon (\epsilon - \nu e V_0) n_{\text{p,1}}(\epsilon) n_{\text{h,2}}(\epsilon) = \mathcal{T}_{\text{C}} \int d\epsilon \epsilon n_{\text{p,1}}(\epsilon + \nu e V_0) n_{\text{h,2}}(\epsilon + \nu e V_0) \\ &= \mathcal{T}_{\text{C}} \int d\epsilon \int dt_1 \int dt_2 \epsilon e^{-i\epsilon(t_1 - t_2)} f_1(t_1) f_2(t_2) = -i\pi \mathcal{T}_{\text{C}} \int dt \left\{ \left[\frac{\partial}{\partial t} f_1(t) \right] f_2(t) - f_1(t) \frac{\partial}{\partial t} f_2(t) \right\}, \end{aligned} \quad (\text{S30})$$

where $n_{\text{p,1}}$ and $n_{\text{h,2}}$ are the particle distribution in channel 1 and the hole distribution in channel 2, respectively. In Eq. (S30), $\nu e V_0$ refers to the energy with respect to which the heat is defined. For cases where the chemical potentials (effective or real) of the communicating channels are equal, V_0 is chosen such that tunneling heat current comes solely from thermal fluctuations (stemming from an effective or real temperature). Functions f_1 and f_2 in Eq. (S30) are Fourier transformed functions of these two distributions, after a shift $\nu e V_0$ in energy. Specifically,

$$\begin{aligned} f_1(t) &\equiv \frac{1}{2\pi} \int d\epsilon e^{i\epsilon t} n_{\text{p,1}}(\epsilon + \nu e V_0) = \frac{e^{-i\nu e V_0 t}}{2\pi} \int d\epsilon e^{i\epsilon t} n_{\text{p,1}}(\epsilon), \\ f_2(t) &\equiv \frac{1}{2\pi} \int d\epsilon e^{-i\epsilon t} n_{\text{h,2}}(\epsilon + \nu e V_0) = \frac{e^{i\nu e V_0 t}}{2\pi} \int d\epsilon e^{-i\epsilon t} n_{\text{h,2}}(\epsilon). \end{aligned} \quad (\text{S31})$$

During the derivation Eq. (S30), we have used the identity

$$\int d\epsilon \epsilon e^{-i\epsilon t_0} = 2\pi i \frac{\partial}{\partial t_0} \delta(-t_0), \quad (\text{S32})$$

and integration by parts. One can similarly calculate the tunneling heat current from 2 to 1, $J_{2 \rightarrow 1}$, with which the net tunneling heat current between channels 1 and 2 is given by

$$J_Q = J_{1 \rightarrow 2} - J_{2 \rightarrow 1}.$$

S6A. Zero ambient temperatures

To begin with, we show details of the calculation of the heat current between channels A and B, when $V_{\text{eff}} = I_A \sin(2\pi\nu)/\nu^2 e^2$, at zero temperatures, $T_A = T_{\text{SA}} = T_B = 0$. In this case, we simplify the notation by writing $n_{\text{p,A}}^{\text{neq-braid}}(\epsilon, I_A; T_A = 0, T_{\text{SA}} = 0) \rightarrow n_{\text{p}}^{\text{neq-braid}}(\epsilon, I_A)$ and $n_{\text{h,B}}^{\text{eq}}(\epsilon, V_B; T_B) \rightarrow n_{\text{h}}^{\text{eq}}(\epsilon, V_B) = n_{\text{h}}^{\text{eq}}(\epsilon - \nu e V_B, 0)$. The heat current can be evaluated with Eq. (S30), where the functions $f_1(t)$ and $f_2(t)$ are given by

$$\begin{aligned} f_1(t) &\equiv \frac{1}{2\pi} \int d\epsilon e^{i\epsilon t} n_{\text{p}}^{\text{neq-braid}}\left(\epsilon + I_A \frac{\sin(2\pi\nu)}{\nu e}, I_A\right) = \langle \psi_A^\dagger(t) \psi_A(0) \rangle_{\text{neq}} \exp\left[-i I_A \frac{\sin(2\pi\nu)}{\nu e} t\right] \\ &= \frac{1}{2\pi} \frac{\tau_c^{\nu-1}}{(\tau_c + it)^\nu} \exp\left[-\frac{I_A}{\nu e} [1 - \cos(2\pi\nu)] |t|\right], \\ f_2(t) &\equiv \frac{1}{2\pi} \int d\epsilon e^{-i\epsilon t} n_{\text{h}}^{\text{eq}}(\epsilon, 0) = \frac{1}{2\pi} \frac{\tau_c^{\nu-1}}{(\tau_c + it)^\nu}. \end{aligned} \quad (\text{S33})$$

The heat current, Eq. (S30), contains the time derivatives of both $f_1(t)$ and $f_2(t)$. These derivatives act, in particular, on the function $(\tau_c + it)^{-\nu}$. It turns out that such contributions however cancel out in Eq. (S30); the only term that survives in Eq. (S30) originates from the time derivative of the exponential factor in $f_1(t)$. Note that this exponential factor depends on the absolute value $|t|$. As a consequence, the tunneling heat current from A to B takes the form

$$\begin{aligned} J_{A \rightarrow B} &= i\pi \frac{I_A}{\nu e} [1 - \cos(2\pi\nu)] \mathcal{T}_C \frac{\tau_c^{2\nu-2}}{(2\pi)^2} \int dt \frac{e^{-\frac{I_A}{\nu e} [1 - \cos(2\pi\nu)] |t|}}{(\tau_c + it)^{2\nu}} \text{sgn}(t) \\ &= \pi \frac{I_A}{\nu e} [1 - \cos(2\pi\nu)] \frac{\tan(\pi\nu)}{\nu} \frac{I_{A \rightarrow B}}{e} = \pi \tan^2(\pi\nu) V_{\text{eff}} I_{A \rightarrow B}, \end{aligned} \quad (\text{S34})$$

where $I_{A \rightarrow B}$ stands for the tunneling charge current from channel A (with non-equilibrium current I_A) to the equilibrium channel B characterized by a finite potential V_B . We see now that the factor

$$\frac{I_A}{\nu e} [1 - \cos(2\pi\nu)] \sim e V_{\text{eff}}$$

plays the role of the effective temperature. Indeed, for two unbiased channels, one with temperature T and the other at zero temperature, the heat current should be proportional to $T I_{A \rightarrow B}$.

Now, we consider the heat current produced by the tunneling processes from channel B to channel A:

$$\begin{aligned} J_{B \rightarrow A} &= \mathcal{T}_C \int d\epsilon n_{\text{h}}^{\text{neq-braid}}(I_A, \epsilon) n_{\text{p}}^{\text{eq}}\left(\epsilon - I_A \frac{\sin 2\pi\nu}{\nu e}, 0\right) \left[\epsilon - I_A \frac{\sin(2\pi\nu)}{\nu e}\right] \\ &= \mathcal{T}_C \int d\epsilon \epsilon n_{\text{h}}^{\text{neq-braid}}\left(\epsilon + I_A \frac{\sin(2\pi\nu)}{\nu e}, I_A\right) n_{\text{p}}^{\text{eq}}(\epsilon, 0). \end{aligned} \quad (\text{S35})$$

Noticing that [cf. Fig. S2(b)]

$$n_{\text{h}}^{\text{neq-braid}}(\epsilon + I_A \sin(2\pi\nu)/\nu e, I_A) = n_{\text{p}}^{\text{neq-braid}}(-\epsilon + I_A \sin(2\pi\nu)/\nu e, I_A)$$

and

$$n_{\text{p}}^{\text{eq}}(\epsilon, 0) = n_{\text{h}}^{\text{eq}}(-\epsilon, 0),$$

Eq. (S35) can be rewritten as

$$\begin{aligned} J_{B \rightarrow A} &= \mathcal{T}_C \int d\epsilon \epsilon n_{\text{h}}^{\text{neq-braid}}\left(\epsilon + I_A \frac{\sin(2\pi\nu)}{\nu e}, I_A\right) n_{\text{p}}^{\text{eq}}(\epsilon, 0) \\ &= \mathcal{T}_C \int d\epsilon \epsilon n_{\text{p}}^{\text{neq-braid}}\left(-\epsilon + I_A \frac{\sin(2\pi\nu)}{\nu e}, I_A\right) n_{\text{h}}^{\text{eq}}(-\epsilon, 0) \\ &= -\mathcal{T}_C \int d\epsilon \epsilon n_{\text{p}}^{\text{neq-braid}}\left(\epsilon + I_A \frac{\sin(2\pi\nu)}{\nu e}, I_A\right) n_{\text{h}}^{\text{eq}}(\epsilon, 0) = -J_{A \rightarrow B}. \end{aligned} \quad (\text{S36})$$

The total heat current J_Q between channels A and B then reads

$$J_Q = J_{A \rightarrow B} - J_{B \rightarrow A} = 2\pi \tan^2(\pi\nu) V_{\text{eff}} I_{A \rightarrow B}. \quad (\text{S37})$$

We plot the heat current carried by the state with energy ϵ in Fig. S5. Here, the first two plots, Fig. S5(a) and (b), show the results for $T_A = T_{SA} = T_B = 0$. The particle distributions are symmetric to the corresponding hole distributions, with respect to the energy of the effective chemical potential $\nu e V_{\text{eff}}$. As another important feature, for the zero-temperature situation, $\mathcal{J}_{A \rightarrow B}$ and $-\mathcal{J}_{B \rightarrow A}$ are both positive for all energies, indicating that the heat current is only allowed to transport from A to B, even for nonzero charge transport from B to A. This is because heat refers to energy defined with respect to the Laughlin surface of the equilibrium channel B.

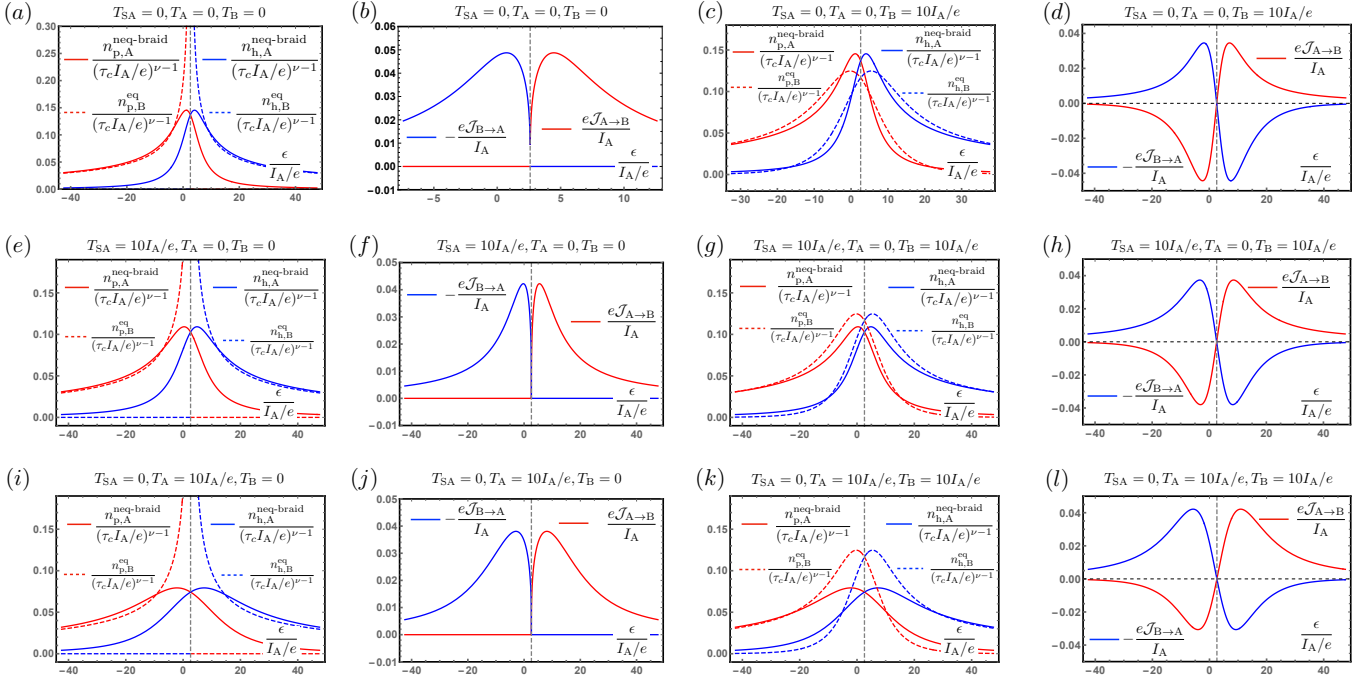


FIG. S5. **Heat flow for different arrangements of temperatures in channels A and B.** Functions $n_{p,A}^{\text{neq-braid}}$ and $n_{h,A}^{\text{neq-braid}}$ refer, respectively, to the particle and hole distributions in the non-equilibrium channel A. Their superscript “neq-braid” indicates that only time-domain braiding processes are included when evaluating the influence of non-equilibrium anyons on correlation functions. Functions $n_{p,B}^{\text{eq}}$ and $n_{h,B}^{\text{eq}}$ refer to the corresponding distributions in the equilibrium channel B. For convenience, temperatures are labeled on top of each panel and neglected in legends. **Panel (a):** The particle distribution functions for $T_{SA} = T_A = T_B = 0$. The red curves represent the particle distributions in channels A (solid red curve) and B (dashed red curve). The blue curves represent the hole distributions in channels A (solid blue curve) and B (dashed blue curve). **Panel (b):** Plots of the differential heat flows $\mathcal{J}_{A \rightarrow B}$ (red curve) and $-\mathcal{J}_{B \rightarrow A}$ (blue curve). Both curves are positive, meaning that heat only flows from A to B, for $T_{SA} = T_A = T_B = 0$. **Panels (c) and (d)** show the corresponding results for $T_{SA} = T_A = 0$, but T_B finite. Now, the differential heat flows can be either positive or negative. **Panels (e) - (h):** Curves correspond to those in panel (a) - (d) but with a finite temperature of channel SA, $T_{SA} = 10I_A/e$. **Panels (i) - (l):** Curves correspond to those in (a) - (d) but with a finite temperature of channel A, $T_A = 10I_A/e$. In panels (e) - (l), we take $V_{SA} = 30I_A/e^2$.

S6B. Finite T_B and $T_{SA} = T_A = 0$

When the equilibrium channel B is at finite temperature $T_B \neq 0$, its correlation functions are given by Eq. (S18). Again, we assume that channel B is biased such that no charge current tunnels through the collider: $V_B = V_{\text{eff}} = I_A \sin(2\pi\nu)/\nu^2 e^2$. For finite T_B , it is hard to obtain a compact analytical form of the heat current. Therefore, in Fig. S5, we present results of the numerical integration performed in Eq. (S30) with the known distribution functions given by Eqs. (S17) and (S18). In Fig. S5(c), we show the particle (red curves) and hole (blue curves) distribution functions for channels A (solid curves) and B (dashed curves). Similar to the zero-temperature case [Fig. S5(a)],

particle and hole distributions at finite T_B , shown in Fig. S5(c), remain symmetric to each other with respect to the Laughlin surface (at $\epsilon = \nu e V_{\text{eff}}$) of channel B. Finite temperature T_B “softens” the equilibrium particle distributions compared to Fig. S5(a). As a consequence, the corresponding differential heat current [Fig. S5(d)] can have negative values at low energies, in great contrast to that in the zero-temperature case [Fig. S5(b)].

Note that, in Fig. S5(d), the temperature in channel B, $T_B = 10I_A/e$, is chosen to be smaller than the temperature [$\approx 17.3I_A$, see Fig. 1(d) of the main text] at which the total heat current

$$J_Q = \int d\epsilon [\mathcal{J}_{A \rightarrow B}(\epsilon) - \mathcal{J}_{B \rightarrow A}(\epsilon)]$$

equals zero. Nevertheless, at this temperature, $\mathcal{J}_{A \rightarrow B}(\epsilon) < \mathcal{J}_{B \rightarrow A}(\epsilon)$ for $\epsilon \leq 15I_A/e$, indicating heat flow from B to A at low energies. This heat current from B to A, is balanced and exceeded by the reverse heat current, from A to B, at large energies. Indeed, in Fig. S5(d) [and likewise, Figs. S5(h) and S5(l)], curves with positive values decay much slower than their negative counterparts, indicating that the total heat flow is dominated by the partial heat flow from A to B at large energies.

S6C. Finite T_{SA} and $T_A = 0$

Next, we consider the situation where T_{SA} is finite and $T_A = 0$. In this case, Eq. (S13) leads to

$$\begin{aligned} \langle \psi_A^\dagger(t) \psi_A(0) \rangle_{\text{neq}} \Big|_{T_A=0, T_{SA}} &= \frac{1}{2\pi\tau_c} \frac{\tau_c^\nu}{(\tau_c + it)^\nu} \exp \left\{ -\frac{S_A}{\nu^2 e^2} [1 - \cos(2\pi\nu)] |t| + i \frac{I_A}{\nu e} \sin(2\pi\nu) t \right\}, \\ \langle \psi_A(t) \psi_A^\dagger(0) \rangle_{\text{neq}} \Big|_{T_A=0, T_{SA}} &= \frac{1}{2\pi\tau_c} \frac{\tau_c^\nu}{(\tau_c + it)^\nu} \exp \left\{ -\frac{S_A}{\nu^2 e^2} [1 - \cos(2\pi\nu)] |t| - i \frac{I_A}{\nu e} \sin(2\pi\nu) t \right\}, \end{aligned} \quad (\text{S38})$$

where T_{SA} is implicitly contained in the noise of the diluted channel

$$S_A \equiv \int dt [\langle \hat{I}_A(0, t) \hat{I}_A(0, 0) \rangle - I_A^2].$$

Indeed, $S_A = \nu e I_A$ when $T_A = T_{SA} = 0$, and deviates from this value otherwise.

When $T_B = 0$, the heat current from A to B can be similarly obtained following Eqs. (S30) and (S33), after replacing I_A in Eq. (S33) with S_A/ν , leading to

$$J_Q = 2\pi \frac{S_A}{\nu^3 e^3} [1 - \cos(2\pi\nu)] \tan(\pi\nu) I_{A \rightarrow B}. \quad (\text{S39})$$

Thus, when T_{SA} is finite, the effective temperature becomes proportional to the current noise S_A in the diluted channel A, which now combines the non-equilibrium and thermal parts of the tunneling noise of the diluter.

For a more comprehensive understanding, we plot the distribution functions and the differential heat flow, in Figs. S5(e) and S5(f), respectively, for $T_{SA} = 10I_A/e$ and $T_A = T_B = 0$. Clearly, when $T_B = 0$, the spectral heat flows $\mathcal{J}_{A \rightarrow B}$ and $-\mathcal{J}_{B \rightarrow A}$ are both positive for all energies, indicating positive heat flow from A to B. This is in line with the fact that in channel B, particle distributions are zero for energies larger than $\nu e V_B$.

When T_B is finite, particle and hole distributions in channel B are again softened by thermal fluctuation. This fact is shown in S5(g) for $T_{SA} = T_B = 10I_A/e$, where particle distribution in channel B remains finite for states with heat $(\epsilon - \nu e V_B)$ within the window of the order of T_B . As a consequence, depending on the state energy, the heat can either flow from channel A to channel B or from B to A, as shown in Fig. S5(h). Note that, for energies above the Laughlin surface of channel B, the particle distribution in B (the red dashed curve) is influenced by temperature T_B and decays much faster than the particle distribution in channel A (the red solid curve), which is induced by a non-equilibrium current. This is an important difference between a real temperature and an effective one that is induced by a non-equilibrium current.

S6D. Finite T_A and $T_{SA} = 0$

Finally, we consider the situation where T_A is finite but $T_{SA} = 0$. In this case, the correlation functions in channel A read

$$\begin{aligned} \langle \psi_A^\dagger(t) \psi_A(0) \rangle_{\text{neq}} \Big|_{T_{SA}=0, T_A} &= \frac{1}{2\pi\tau_c} \frac{(\pi T_A \tau_c)^\nu}{\sin^\nu[\pi T_A(\tau_c + it)]} \exp \left\{ -\frac{S_A}{\nu^2 e^2} [1 - \cos(2\pi\nu)]|t| + i\frac{I_A}{\nu e} \sin(2\pi\nu)t \right\}, \\ \langle \psi_A(t) \psi_A^\dagger(0) \rangle_{\text{neq}} \Big|_{T_{SA}=0, T_A} &= \frac{1}{2\pi\tau_c} \frac{(\pi T_A \tau_c)^\nu}{\sin^\nu[\pi T_A(\tau_c + it)]} \exp \left\{ -\frac{S_A}{\nu^2 e^2} [1 - \cos(2\pi\nu)]|t| - i\frac{I_A}{\nu e} \sin(2\pi\nu)t \right\}, \end{aligned} \quad (\text{S40})$$

which contains two T_A -dependent factors: the equilibrium correlation function in the prefactor, which explicitly depends on T_A , and the noise S_A that is implicitly influenced by T_A .

When $T_B = T_{SA} = 0$, the corresponding distribution functions are provided in Fig. (S5)(i), for $T_A = 10I_A/e$. In comparison to those at finite T_{SA} [Fig. S5(e)], distribution functions of channel A in Fig. (S5)(i) are flatter, indicating a stronger influence of thermal fluctuation resulting from finite T_A . This result agrees with the observation above: T_A influences the correlation function in a two-fold way (explicitly and implicitly), while T_{SA} influences the correlation function only implicitly, through the noise S_A . We also show in Fig. (S5)(j) the spectral content of the heat current. Again, since $T_B = 0$, the energy-resolved heat current at all energies flow is from channel A to channel B.

When T_B is finite, we plot distribution functions in Fig. S5(k). Again, here distribution functions in A are flatter, in comparison to that in Fig. S5(g), indicating a stronger thermal influence from T_A . The corresponding differential heat flow is shown in Fig. S5(l).

S6E. Effective temperature T_{eff} of the non-equilibrium channel A at $T_A = 0$

Before ending this section, we derive the relation between the noise S_A of the non-equilibrium anyonic channel A, and its effective temperature T_{eff} . Following Eq. (S30) and using correlation functions Eq. (S38) for the anyon operators in channel A and

$$\begin{aligned} \langle \psi_B^\dagger(t) \psi_B(0) \rangle_0 &= \frac{1}{2\pi\tau_c} \frac{(\pi T_B \tau_c)^\nu}{\sin^\nu[\pi T_B(\tau_c + it)]} e^{i\nu e V_B}, \\ \langle \psi_B(t) \psi_B^\dagger(0) \rangle_0 &= \frac{1}{2\pi\tau_c} \frac{(\pi T_B \tau_c)^\nu}{\sin^\nu[\pi T_B(\tau_c + it)]} e^{-i\nu e V_B}, \end{aligned} \quad (\text{S41})$$

for the anyon operators in channel B, after setting $V_B = V_{\text{eff}} = I \sin(2\pi\nu)/\nu^2 e^2$, we write the condition of zero heat current for $T_B = T_{\text{eff}}$ as

$$\int dt \left\{ \frac{\partial}{\partial t} \left[\frac{e^{-\frac{S_A}{\nu^2 e^2} [1 - \cos(2\pi\nu)]|t|}}{(\tau_c + it)^\nu} \right] \frac{1}{\sin^\nu[\pi T_{\text{eff}}(\tau_c + it)]} - \frac{e^{-\frac{S_A}{\nu^2 e^2} [1 - \cos(2\pi\nu)]|t|}}{(\tau_c + it)^\nu} \frac{\partial}{\partial t} \left[\frac{1}{\sin^\nu[\pi T_{\text{eff}}(\tau_c + it)]} \right] \right\} = 0. \quad (\text{S42})$$

The equation above simplifies into

$$\int dt' \frac{e^{-\frac{s_c}{\pi} [1 - \cos(2\pi\nu)]|t'|}}{(\tau'_c + it')^\nu \sin^\nu(\tau'_c + it')} \left\{ -\frac{i\nu}{\tau'_c + it'} + \frac{i\nu}{\tan(\tau'_c + it')} - \frac{s_c}{\pi} [1 - \cos(2\pi\nu)] \text{sgn}(t') \right\} = 0, \quad (\text{S43})$$

where $\tau'_c \equiv \pi T_{\text{eff},\alpha} \tau_c$, $t' \equiv \pi T_{\text{eff}} t$, and

$$s_c \equiv \frac{S_A}{\nu^2 e^2 T_{\text{eff}}}. \quad (\text{S44})$$

is a *dimensionless constant* (given ν fixed), at which the integral in Eq. (S43) vanishes. For the situation displayed in Fig. 1 of the main text, $\nu = 1/3$, we have $s_c \approx 0.174$. In that case, the factor $s_c [1 - \cos(2\pi\nu)]/\pi = 0.083$ is a numerically small quantity, and we expand the exponential in Eq. (S43) to leading order in $s_c [1 - \cos(2\pi\nu)]/\pi$, which yields an approximate expression for s_c :

$$s_c \approx \frac{\int dt' \frac{i\pi\nu}{(\tau'_c + it')^{\nu+1} \sin^\nu(\tau'_c + it')} [(\tau'_c + it') \cot(\tau'_c + it') - 1]}{\int dt' \frac{1 - \cos(2\pi\nu)}{(\tau'_c + it')^{\nu+1} \sin^\nu(\tau'_c + it')} [\tau'_c \text{sgn}(t') + i(1 - \nu)|t'| + i\nu|t'|(\tau'_c + it') \cot(\tau'_c + it')]} \quad (\text{S45})$$

which equals 0.152 for $\nu = 1/3$, close to the result 0.174, obtained by numerically solving Eq. (S43). For smaller values of ν , the factor $s_c[1 - \cos(2\pi\nu)]/\pi$ further decreases: following Eq. (S45), it approximately equals 0.064 and 0.052 for $\nu = 1/5$ and $1/7$, respectively. In comparison, their exact values, obtained by numerically solving Eq. (S43), are equal to 0.087 and 0.076, respectively. Clearly, following Eqs. (S43) and (S44), the effective temperature

$$T_{\text{eff}} = \frac{S_A}{\nu^2 e^2 s_c}, \quad (\text{S46})$$

is proportional to the noise S_A of the non-equilibrium channel A.

Notice that the parameter s_c enters Eq. (S43) only through the product $s_c[1 - \cos(2\pi\nu)]$. Therefore, in the fermionic case, when $\nu = 1$ and hence $1 - \cos(2\pi\nu) = 0$, the left-hand-side of Eq. (S43) can only equal zero, when s_c becomes infinitely large. Indeed, if s_c is a finite constant at $\nu \rightarrow 1$, the left-hand-side of Eq. (S43) becomes s_c -independent, with a constant integral outcome $\approx -1.05i$. Thus,

$$s_c \propto \frac{1}{1 - \cos(2\pi\nu)}. \quad (\text{S47})$$

The divergence of s_c for a fermionic system can also be inferred from its approximate expression, Eq. (S45), where the denominator vanishes when $\nu = 1$. As a consequence, T_{eff} vanishes for fermions at $\nu \rightarrow 1$,

$$T_{\text{eff}} \propto (1 - \nu)^2, \quad \nu \rightarrow 1, \quad (\text{S48})$$

as follows from Eq. (S46) with $s_c \rightarrow \infty$ from Eq. (S47). The fact indicates that effective temperature, T_{eff} , originates exclusively from braiding of anyons, in full analogy with the braiding-induced effective chemical potential V_{eff} .

S7. TUNNELING-CURRENT NOISE AND WITNESS FUNCTION \mathcal{W}

Experimentally, to measure the value of \mathcal{W} [defined by Eq. (10) of the main text], one needs to know the tunneling-current noise at the collider,

$$S_T = \int dt \langle \delta I_T(t) \delta I_T(0) \rangle,$$

where $\delta I_T \equiv \hat{I}_T - I_T$ describes fluctuations of the tunneling current. In general, measuring S_T is a demanding task. Here, we show, however, that in the considered setups [Fig. 1(a) of the main text], S_T can be experimentally obtained by measuring the auto-correlation noise in channel B. To demonstrate this, we start by decomposing the tunneling current noise into several components (assuming the collider is located at the position $x = L$):

$$\begin{aligned} \int dt \langle \delta I_T(t) \delta I_T(0) \rangle &= \int dt \langle [\delta I_B(x > L, t) - \delta I_B(x < L, t)] [\delta I_B(x > L, 0) - \delta I_B(x < L, 0)] \rangle \\ &= \int dt \langle \delta I_B(x > L, t) \delta I_B(x > L, 0) \rangle + \int dt \langle \delta I_B(x < L, t) \delta I_B(x < L, 0) \rangle \\ &\quad - \int dt \langle \delta I_B(x > L, t) \delta I_B(x < L, 0) \rangle - \int dt \langle \delta I_B(x < L, t) \delta I_B(x > L, 0) \rangle, \end{aligned} \quad (\text{S49})$$

where $\delta I_B \equiv \hat{I}_B - I_B$ denotes fluctuations of the current I_B in channel B. In the second line of Eq. (S49), the first term is the current auto-correlation in channel B downstream of the collider and the second term is the noise upstream of the collider. We neglect this term, as it depends only on the temperature T_B .

Now we move to the last line of Eq. (S49), to show that it is zero at *zero temperature*. We can simplify the first term of the last line of Eq. (S49) as follows:

$$\int dt \langle \delta I_B(x > L, t) \delta I_B(x < L, 0) \rangle = \nu^2 e^2 \int dt \langle \delta \hat{n}_{p,B}(x > L, t) \delta \hat{n}_{p,B}(x < L, 0) \rangle, \quad (\text{S50})$$

where $\delta \hat{n}_{p,B}$ is the operator (hence, marked with a “hat”) that refers to fluctuation (indicated by δ) of the particle distribution in channel B. This correlation function can be further cast in the form of an integral over the energy:

$$\int d\epsilon [\langle \hat{n}_{p,B}(x > L, \epsilon) \hat{n}_{p,B}(x < L, \epsilon) \rangle - \langle \hat{n}_{p,B}(x > L, \epsilon) \rangle \langle \hat{n}_{p,B}(x < L, \epsilon) \rangle]. \quad (\text{S51})$$

At zero temperature, Eq. (S51) is only nonzero if $\epsilon < \nu eV_B$, i.e., below the Laughlin surface of channel B. Indeed, otherwise (when $\epsilon > \nu eV_B$) both the first and second terms of Eq. (S51) vanish, because there are no particles with corresponding energies in channel B. However, when $\epsilon < \nu eV_B$, tunneling from A to B vanishes, since the hole distribution in B vanishes, i.e., $n_{h,B}(x < L, \epsilon) = \langle \hat{n}_{h,B}(x < L, \epsilon) \rangle = 0$. As a consequence, at the collider, only tunneling from B to A modifies the particle distribution $n_{p,B} = \langle \hat{n}_{p,B} \rangle$, leading to

$$\langle \hat{n}_{p,B}(x > L, \epsilon) \hat{n}_{p,B}(x < L, \epsilon) \rangle = n_{p,B}(x < L, \epsilon) [n_{p,B}(x < L, \epsilon) - \tilde{\mathcal{T}}_C n_{p,B}(x < L, \epsilon) n_{h,A}(x < L, \epsilon)], \quad (\text{S52})$$

for $\epsilon < \nu eV_B$. Here, $\tilde{\mathcal{T}}_C$ refers to the (renormalized) transmission observed in experiment, not \mathcal{T}_C in the tunneling Hamiltonian.

On the other hand, we have

$$\begin{aligned} \langle \hat{n}_{p,B}(x < L, \epsilon) \rangle &= n_{p,B}(x < L, \epsilon), \quad \text{if } \epsilon < \nu eV_B, \\ \langle \hat{n}_{p,B}(x < L, \epsilon) \rangle &= 0 \quad \text{otherwise;} \\ \langle \hat{n}_{p,B}(x > L, \epsilon) \rangle &= n_{p,B}(x < L, \epsilon) - \tilde{\mathcal{T}}_C n_{p,B}(x < L, \epsilon) n_{h,A}(x < L, \epsilon), \quad \text{if } \epsilon < \nu eV_B, \\ \langle \hat{n}_{p,B}(x > L, \epsilon) \rangle &= \tilde{\mathcal{T}}_C n_{h,B}(x < L, \epsilon) n_{p,A}(x < L, \nu\epsilon) \quad \text{otherwise.} \end{aligned} \quad (\text{S53})$$

Following Eq. (S53), the product $\langle \hat{n}_{p,B}(x > L, \epsilon) \rangle \langle \hat{n}_{p,B}(x < L, \epsilon) \rangle$ is only finite for $\epsilon < \nu eV_B$, where it is equal to the average of the product of operators. We have thus arrived at the conclusion that, at zero temperature,

$$\int dt \langle \delta I_B(x > L, t) \delta I_B(x < L, 0) \rangle = 0. \quad (\text{S54})$$

We emphasize that the vanishing of Eq. (S54) resorts to the fact that channel B is equilibrium upstream of the collider; otherwise, Eqs. (S52) and (S54) will not be exactly equal. Following similar steps, we can prove that the last term of the last line of Eq. (S49) also vanishes:

$$\int dt \langle \delta I_B(x < L, t) \delta I_B(x > L, 0) \rangle = 0. \quad (\text{S55})$$

As a consequence, when V_B is much larger than the experimental temperature, the tunneling-current noise in the setup shown in Fig. 1(a) of the main text can be obtained from measurements of the current auto-correlations in channel B [second line of Eq. (S49)].

S8. DISTRIBUTION FUNCTIONS WITH NON-EQUILIBRIUM PARTICLE TUNNELING

In both the main text and the Supplementary Information (see Secs. S3 and S6; in particular, Figs. S2 and S5), we have shown a remarkable property of anyonic distributions. Specifically, if only time-domain braiding processes are included in the correlation functions, the particle and hole distribution functions are symmetric to each other with respect to the energy $I_A \sin(2\pi\nu)/\nu e$ that corresponds to the effective chemical potential νeV_{eff} .

This symmetry is, however, not a fundamental one: it is sabotaged by the processes of direct tunneling of non-equilibrium particles. More specifically, the total distribution functions in the out-of-equilibrium channel [channel A in Fig. S6(a)] can be written as

$$n_{p/h}^{\text{neq}} \approx n_{p/h}^{\text{neq-braid}} + n_{p/h}^{\text{neq-direct}}, \quad (\text{S56})$$

where the first term, $n_{p/h,\nu}^{\text{neq-direct}}$, refers to the modification of particle/hole distributions directly by injection of non-equilibrium particles. When a particle state (fermionic or anyonic) with energy ϵ has probability \mathcal{T}_A to receive one non-equilibrium particle, the corresponding distribution is modified simply by $n_{p/h}^{\text{neq-direct}} = \mathcal{T}_A$, i.e., the expected number of received non-equilibrium particles.

This modification is neglected in the evaluation of the current and noise in Refs. [S5, S8, S9], where direct tunneling of anyons (between two non-equilibrium channels or between non-equilibrium and equilibrium ones) is considered to be less important than the tunneling of anyon-hole pairs (leading to time-domain braiding) in the situation of strong dilution. During the time-domain-braiding processes, non-equilibrium particles supplied through diluters are not allowed to directly tunnel at the collider. Instead, they indirectly assist tunneling at the collider, by establishing nonlocal correlations between particle-hole tunneling events at the collider. These anyon-hole tunneling processes

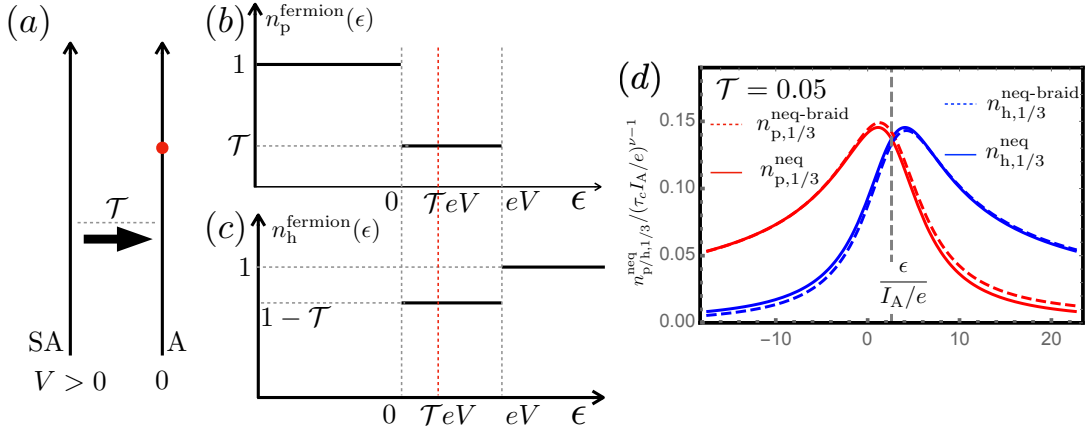


FIG. S6. **Symmetry between particle and hole distribution functions.** **Panel (a):** The structure we consider. The source SA has a finite voltage bias with respect to that of A. Channel A becomes non-equilibrium downstream of the diluter with transmission \mathcal{T}_A . We present the distribution functions at the position of the red dot after the diluter. **Panels (b) and (c):** Particle and hole distribution functions in the fermionic case at zero temperature. The red dashed line highlights the modification of the effective chemical potential induced by an extra amount of non-equilibrium fermions. **Panel (d):** Particle and hole distribution functions of the $\nu = 1/3$ anyonic channel for $\mathcal{T}_A = 0.05$. Here, the solid and dashed lines represent $n_{p/h,\nu}^{\text{neq}}$ (all processes included) and $n_{p/h,\nu}^{\text{neq-braid}}$ (only time-domain-braiding processes included), respectively. When $\mathcal{T}_A \ll 1$, the two curves agree very well.

produce the second second term, $n_{p/h,\nu}^{\text{neq-braid}}$, in the nonequilibrium distribution function (S56). In our work, we also focus on the effect of such processes after assuming strong enough dilution. Crucially, the symmetry between particle and hole distributions, thoroughly discussed in this work (in e.g., Figs. S2 and S5), is only valid for $n_{p/h}^{\text{neq-braid}}$. In this section, we explicitly show that the other contribution $n_{p/h}^{\text{neq}}$ will sabotage this symmetry. For simplicity, we will address here the zero-temperature situation.

It is instructive to start with the fermionic case, $\nu = 1$, for which $n_{p/h}^{\text{neq-braid}} = 0$, since fermions do not produce a nontrivial braiding phase. The results for the particle and hole distributions at zero temperature (double-step distributions) are shown in Fig. S6(b) and Fig. S6(c), respectively. In these figures, the effective chemical potential is highlighted by the red dashed line. Clearly, for the fermionic case, the particle and hole distributions are, in general, not symmetric to each other with respect to the effective chemical potential. Actually, only for the special case $\mathcal{T}_A = 0.5$, the particle and hole distributions become symmetric to each other with respect to the red dashed line.

Now, we move to the anyonic case, where we include the direct contribution of non-equilibrium anyons to the distribution functions (again, for simplicity, at zero ambient temperature). For an anyonic channel A with non-equilibrium (diluted) current I_A , the full correlation functions read [S10]:

$$\begin{aligned} \langle T_K \psi_A^\dagger(L, t^-) \psi_A(L, 0^+) \rangle_{\text{neq}} &= \frac{\tau_c^{\nu-1}}{2\pi(\tau_c + it)^\nu} \left\{ \underbrace{e^{-\frac{I_A}{\nu e} [1 - \cos(2\pi\nu)] |t| + i \frac{I_A}{\nu e} \sin(2\pi\nu) t}}_{\text{braid}} \right. \\ &\quad \left. + \underbrace{\frac{I_A}{e^2 V_{SA}} C(\nu) \left[e^{i \nu e V_{SA} t} + i \text{sgn}(t) \sin(\pi\nu) e^{-\frac{I_A}{\nu e} [1 - \cos(2\pi\nu)] |t| + i \frac{I_A}{\nu e} \sin(2\pi\nu) t} \right]}_{\text{direct}} \right\}, \end{aligned} \quad (\text{S57})$$

$$\begin{aligned} \langle T_K \psi_A(L, t^-) \psi_A^\dagger(L, 0^+) \rangle_{\text{neq}} &= \frac{\tau_c^{\nu-1}}{2\pi(\tau_c + it)^\nu} \left\{ \underbrace{e^{-\frac{I_A}{\nu e} [1 - \cos(2\pi\nu)] |t| - i \frac{I_A}{\nu e} \sin(2\pi\nu) t}}_{\text{braid}} \right. \\ &\quad \left. + \underbrace{\frac{I_A}{e^2 V_{SA}} C(\nu) \left[e^{-i \nu e V_{SA} t} - i \text{sgn}(t) \sin(\pi\nu) e^{-\frac{I_A}{\nu e} [1 - \cos(2\pi\nu)] |t| - i \frac{I_A}{\nu e} \sin(2\pi\nu) t} \right]}_{\text{direct}} \right\}, \end{aligned} \quad (\text{S58})$$

where V_{SA} is the bias in the source channel from which non-equilibrium current tunnels and

$$C(\nu) \equiv \tan(\pi\nu) \frac{\Gamma(1-\nu)^2}{\Gamma(1-2\nu)} \frac{1}{\nu^2}. \quad (\text{S59})$$

In Eqs. (S57) and (S58), following the decomposition introduced by Eq. (S56), the first and second lines of each of the correlation functions refer to time-domain braiding and direct tunneling of non-equilibrium anyons, respectively.

The Fourier transformation yields the energy-dependent distribution functions:

$$\begin{aligned} n_{p,A}^{\text{neq}}(\epsilon) &= n_{p,A}^{\text{neq-braid}}(\epsilon) + n_{p,A}^{\text{neq-direct}}(\epsilon) \\ &= \underbrace{\frac{\nu^{1-\nu}\Gamma(1-\nu)}{\pi} \tau_c^{\nu-1} \text{Re} \left\{ e^{i\pi\nu/2} \left[\frac{I_A}{e} (1 - \cos(2\pi\nu)) + i \frac{I_A}{e} \sin(2\pi\nu) - i\nu\epsilon \right]^{\nu-1} \right\}}_{\text{braid}} \\ &\quad + \underbrace{\mathcal{T}_A \left(\frac{\tau_c^{\nu-1}(\nu e V_{SA} - \epsilon)^{\nu-1}}{\Gamma(\nu)} \Theta(-\epsilon + \nu e V_{SA}) + \frac{\nu^{1-\nu}\Gamma(1-\nu)}{\pi} \tau_c^{\nu-1} \text{Im} \left\{ e^{i\pi\nu/2} \left[\frac{I_A}{e} (1 - e^{-2i\pi\nu}) - i\nu\epsilon \right]^{\nu-1} \right\} \right)}_{\text{direct}}, \end{aligned} \quad (\text{S60})$$

$$\begin{aligned} n_{h,A}^{\text{neq}}(\epsilon) &= n_{h,A}^{\text{neq-braid}}(\epsilon) + n_{h,A}^{\text{neq-direct}}(\epsilon) \\ &= \underbrace{\frac{\nu^{1-\nu}\Gamma(1-\nu)}{\pi} \tau_c^{\nu-1} \text{Re} \left\{ e^{i\pi\nu/2} \left[\frac{I_A}{e} (1 - \cos(2\pi\nu)) - i \frac{I_A}{e} \sin(2\pi\nu) + i\nu\epsilon \right]^{\nu-1} \right\}}_{\text{braid}} \\ &\quad + \underbrace{\mathcal{T}_A \left(\frac{\tau_c^{\nu-1}(\epsilon - \nu e V_{SA})^{\nu-1}}{\Gamma(\nu)} \Theta(\epsilon - \nu e V_{SA}) - \frac{\nu^{1-\nu}\Gamma(1-\nu)}{\pi} \tau_c^{\nu-1} \text{Im} \left\{ e^{i\pi\nu/2} \left[\frac{I_A}{e} (1 - e^{2i\pi\nu}) + i\nu\epsilon \right]^{\nu-1} \right\} \right)}_{\text{direct}}, \end{aligned} \quad (\text{S61})$$

where terms corresponding to time-domain braiding and direct tunneling of non-equilibrium anyons, like Eq. (S58), are explicitly marked out. Here $\mathcal{T}_A \equiv I_A C(\nu)/e^2 V_{SA}$ refers to the experimentally measured transmission coefficient of the diluter. In Eqs. (S60) and (S61), the first lines of $n_{p,A}^{\text{neq}}$ and $n_{h,A}^{\text{neq}}$ refer to the time-domain braiding contributions, $n_{p,A}^{\text{neq-braid}}$ and $n_{h,A}^{\text{neq-braid}}$ of Eq. (S19), at zero temperature (i.e., when $S_A = \nu e I_A$). Notice that as $\nu < 1$ and $\mathcal{T}_A \ll 1$, these terms are much more significant in comparison to the rest terms (with the mark “direct”). For the fermionic case, $\nu = 1$, these terms however vanish, which is consistent with the fact that fermions do not braid. As another feature, remarkably, particle and hole distribution functions contributed by time-domain braiding are symmetric to each other, with respect to $\epsilon = I_A \sin(2\pi\nu)/\nu e$. In great contrast, terms marked by “direct” have different symmetries. Indeed, when consider the first term of the direct-tunneling contribution, particle and hole distributions are symmetric with respect to a different energy, $\epsilon = \nu e V_{SA}$. When moving to the second term (induced by direct tunneling), the particle and hole distributions are never symmetric. Instead, now they are *anti-symmetric* with respect to $\epsilon = I_A \sin(2\pi\nu)/\nu e$, due to the difference in sign (in the prefactor).

We plot the anyonic distributions given by Eqs. (S60) and (S61) for $\nu = 1/3$ in Fig. S6(d). In this figure, the dashed lines represent distributions $n_{p/h}^{\text{neq-braid}}$, where only time-domain braiding is included. The solid lines represent the full distributions $n_{p/h}^{\text{neq}}$, for a very small value of the diluter’s transmission, $\mathcal{T}_A = 0.05$. Clearly, the inclusion of $n_{p/h}^{\text{neq-direct}}$ introduces a weak asymmetry to the previously symmetric particle and hole distribution functions. This asymmetry is however negligible under the condition of strong dilution, where the full distribution $n_{p/h}^{\text{neq}}$ agrees remarkably well with $n_{p/h}^{\text{neq-braid}}$ induced by time-domain braiding.

It is also worth demonstrating explicitly how Eqs. (S60) and (S61) correctly reduce to the double-step fermionic distributions (shown in Fig. S6b) in the $\nu = 1$ limit. Consider, for instance, the particle distribution, Eq. (S60). Making use of the singularity $\Gamma(1-\nu) \propto 1/(1-\nu)$ at $\nu \rightarrow 1$, we can keep only the terms proportional to $1-\nu$ within the curly brackets; higher-order terms vanish after taking the $\nu \rightarrow 1$ limit. As a result, Eq. (S60) simplifies in the

$\nu = 1$ limit, as follows:

$$\begin{aligned}
n_{p,A}^{\text{neq}}(\epsilon) \Big|_{\nu \rightarrow 1} &= \frac{1}{\pi} \lim_{\nu \rightarrow 1} \frac{1}{1-\nu} \text{Re} \left[e^{i\pi\nu/2} e^{(\nu-1) \ln(-i\nu\epsilon)} \right] + \mathcal{T}_A \Theta(-\epsilon + eV_{\text{SA}}) \\
&= \frac{1}{\pi} \lim_{\nu \rightarrow 1} \frac{1}{1-\nu} \text{Re} \left\{ \left[-\frac{\pi}{2}(\nu-1) + i \right] [1 + (\nu-1) \ln(-i\nu\epsilon)] \right\} + \mathcal{T}_A \Theta(-\epsilon + eV_{\text{SA}}) \\
&= \frac{1}{\pi} \lim_{\nu \rightarrow 1} \frac{\text{Re} \left\{ \left[-\frac{\pi}{2}(\nu-1) + i \right] [1 + (\nu-1) \Theta(\epsilon) (-i\frac{\pi}{2} + \ln|\nu\epsilon|) + (\nu-1) \Theta(-\epsilon) (i\frac{\pi}{2} + \ln|\nu\epsilon|)] \right\}}{1-\nu} \\
&\quad + \mathcal{T}_A \Theta(-\epsilon + eV_{\text{SA}}) \\
&= \Theta(-\epsilon) + \mathcal{T}_A \Theta(-\epsilon + eV_{\text{SA}}),
\end{aligned} \tag{S62}$$

reproducing the distribution function of the fermionic case. Here, the first and second terms correspond to the equilibrium and non-equilibrium contributions, respectively. Notice that in Eq. (S62), $\ln(-i\nu\epsilon) = i\text{Arg}(\nu\epsilon) + \ln|\nu\epsilon|$ takes the principle value, i.e., with $\text{Arg}(\nu\epsilon)$ between $-\pi$ and π . This requirement comes from the fact that in distributions of Eq. (S61), the phase of expressions within curly brackets is assumed to be within the range $(-\pi, \pi)$. Following Eq. (S62), the general formulas of distributions remain valid also for $\nu = 1$. However, in the analysis of the fermionic case, it is, of course, natural to start with the well-known double-step distribution functions (Fig. S6b) or the correlation functions [Eqs. (S57) and (S58)], instead of taking the limit $\nu \rightarrow 1$ in the general formulas.

We can now approximately evaluate the effective chemical potential, to the leading order in small \mathcal{T}_A , in the presence of direct tunneling of non-equilibrium anyons. For simplicity, we assume zero ambient temperature for all channels. This approximation is taken, as V_{eff} is temperature-independent if including only time-domain braiding. Strictly speaking, the inclusion of tunneling of non-equilibrium anyons also modifies the effective temperature—a conclusion that will be presented in detail in a coming work by the authors. With distribution functions (S60) and (S61), we obtain tunneling currents of Laughlin quasiparticles at the central collider,

$$\begin{aligned}
I_{A \rightarrow B} &\simeq \nu e \mathcal{T}_C \frac{\tau_c^{2\nu-2}}{4\pi^2} \Gamma(1-2\nu) \left(\underbrace{2\text{Re} \left\{ e^{i\pi\nu} \left[2\sin^2(\pi\nu) \frac{I_A}{\nu e} + i\sin(2\pi\nu) \frac{I_A}{\nu e} - i\nu e V_B \right]^{2\nu-1} \right\}}_{\text{braid}} \right. \\
&\quad + \underbrace{2\mathcal{T}_A (\nu e V_{\text{SA}} - \nu e V_B)^{2\nu-1} \sin(2\pi\nu) \Theta(V_{\text{SA}} - V_B)}_{\text{direct}} \\
&\quad \left. + \underbrace{2\mathcal{T}_A \sin(\pi\nu) \text{Im} \left\{ e^{i\pi\nu} \left[2\sin^2(\pi\nu) \frac{I_A}{\nu e} + i\sin(2\pi\nu) \frac{I_A}{\nu e} - i\nu e V_B \right]^{2\nu-1} \right\}}_{\text{direct}} \right), \tag{S63}
\end{aligned}$$

$$\begin{aligned}
I_{B \rightarrow A} &\simeq \nu e \mathcal{T}_C \frac{\tau_c^{2\nu-2}}{4\pi^2} \Gamma(1-2\nu) \left(\underbrace{2\text{Re} \left\{ e^{i\pi\nu} \left[2\sin^2(\pi\nu) \frac{I_A}{\nu e} - i\sin(2\pi\nu) \frac{I_A}{\nu e} + i\nu e V_B \right]^{2\nu-1} \right\}}_{\text{braid}} \right. \\
&\quad + \underbrace{2\mathcal{T}_A (-\nu e V_{\text{SA}} + \nu e V_B)^{2\nu-1} \sin(2\pi\nu) \Theta(V_B - V_{\text{SA}})}_{\text{direct}} \\
&\quad \left. - \underbrace{2\mathcal{T}_A \sin(\pi\nu) \text{Im} \left\{ e^{i\pi\nu} \left[2\sin^2(\pi\nu) \frac{I_A}{\nu e} - i\sin(2\pi\nu) \frac{I_A}{\nu e} + i\nu e V_B \right]^{2\nu-1} \right\}}_{\text{direct}} \right), \tag{S64}
\end{aligned}$$

from current from A to B ($I_{A \rightarrow B}$), and that of the opposite direction ($I_{B \rightarrow A}$), respectively. Again, here we explicitly mark out contributions induced by time-domain braiding, and direct tunneling of non-equilibrium anyons, respectively. It is worth mentioning that Eqs. (S63) and (S64) can be alternatively obtained directly from the correlation functions in the time domain [i.e., Eq. (S58) for the non-equilibrium channel A, and Eq. (2) of the main text (after taking $T_B = 0$)]. Notice that Eq. (S64) is strictly only valid for $\nu < 1/2$, as terms $\propto (\tau_c I_A / \nu e)^{1-2\nu}$ have been neglected in the integral over ϵ . Discussion on the fermionic case will be provided at the end of this section.

Noticeably, Eqs. (S63) and (S64), obtained for Laughlin quasiparticles (i.e., for $\nu \leq 1/3$), display features that are distinct from those in the fermionic case [cf. discussions around Eq. (S68)]. Firstly, for Laughlin quasiparticles, inter-channel tunneling is dominated by the modification of distribution functions by time-domain braiding processes. Clearly, the contributions of the first lines to both $I_{A \rightarrow B}$ and $I_{B \rightarrow A}$ are much larger than those of the third lines, as $\mathcal{T}_A \ll 1$. The comparison between amplitudes of the first and second lines is more involved. For Laughlin quasiparticles, $2\nu - 1 < 0$ (e.g., for $\nu = 1/3$). When $V_B \approx I_A \sin(2\pi\nu)/\nu^2 e^2$ (corresponding to V_{eff} induced by braiding), the first line becomes much larger than the second line, because $(I_A/e)^{2\nu-1} \gg (eV_{\text{SA}})^{2\nu-1}$ for systems in the strongly diluted limit (this is in addition to a small prefactor $\mathcal{T}_A \ll 1$ in the second line). Consequently, for Laughlin quasiparticles, the condition for finding the effective potential is dominated by the current that is induced by time-domain braiding.

To gain a more intuitive understanding, we expand the currents in

$$\delta V_B \equiv V_B - I_A \sin(2\pi\nu)/\nu^2 e^2,$$

which refers to the correction to V_{eff} that is introduced by tunneling of non-equilibrium anyons. Since $\mathcal{T}_A \ll 1$, we take $V_B < V_{\text{SA}}$. For Laughlin quasiparticles, Eqs. (S63) and (S64) then become

$$\begin{aligned} I_{A \rightarrow B} &\approx \nu e \mathcal{T}_C \frac{\tau_c^{2\nu-2}}{4\pi^2} \Gamma(1-2\nu) \left(2\text{Re} \left\{ e^{i\pi\nu} \left[2 \sin^2(\pi\nu) \frac{I_A}{\nu e} \right]^{2\nu-1} \left[1 - \frac{i(2\nu-1)\nu e}{2 \sin^2(\pi\nu) I_A} \nu e \delta V_B \right] \right\} \right. \\ &\quad + 2\mathcal{T}_A (\nu e V_{\text{SA}} - \nu e V_{\text{eff}})^{2\nu-1} \sin(2\pi\nu) \\ &\quad \left. + 2\mathcal{T}_A \sin(\pi\nu) \text{Im} \left\{ e^{i\pi\nu} \left[2 \sin^2(\pi\nu) \frac{I_A}{\nu e} \right]^{2\nu-1} \left[1 - \frac{i(2\nu-1)\nu e}{2 \sin^2(\pi\nu) I_A} \nu e \delta V_B \right] \right\} \right), \\ I_{B \rightarrow A} &\approx \nu e \mathcal{T}_C \frac{\tau_c^{2\nu-2}}{4\pi^2} \Gamma(1-2\nu) \left(2\text{Re} \left\{ e^{i\pi\nu} \left[2 \sin^2(\pi\nu) \frac{I_A}{\nu e} \right]^{2\nu-1} \left[1 + \frac{i(2\nu-1)\nu e}{2 \sin^2(\pi\nu) I_A} \nu e \delta V_B \right] \right\} \right. \\ &\quad \left. - 2\mathcal{T}_A \sin(\pi\nu) \text{Im} \left\{ e^{i\pi\nu} \left[2 \sin^2(\pi\nu) \frac{I_A}{\nu e} \right]^{2\nu-1} \left[1 + \frac{i(2\nu-1)\nu e}{2 \sin^2(\pi\nu) I_A} \nu e \delta V_B \right] \right\} \right). \end{aligned} \quad (\text{S65})$$

By requiring $I_{A \rightarrow B} = I_{B \rightarrow A}$, and keeping only leading order in \mathcal{T}_A and $\nu^2 e^2 \delta V_B / [I_A \sin(2\pi\nu)]$, we obtain the approximate value of δV_B via

$$\begin{aligned} &2 \sin(\pi\nu)(1-2\nu) \left[2 \sin^2(\pi\nu) \frac{I_A}{\nu e} \right]^{2\nu-1} \frac{\nu^2 e^2 \delta V_B}{2 \sin^2(\pi\nu) I_A} \\ &\approx \mathcal{T}_A (\nu e V_{\text{SA}})^{2\nu-1} \sin(2\pi\nu) + 2\mathcal{T}_A \sin(\pi\nu)^2 \left[2 \sin^2(\pi\nu) \frac{I_A}{\nu e} \right]^{2\nu-1} \\ &\approx 2\mathcal{T}_A \sin(\pi\nu)^2 \left[2 \sin^2(\pi\nu) \frac{I_A}{\nu e} \right]^{2\nu-1}, \end{aligned} \quad (\text{S66})$$

where, at the last step, we have again assumed $2\nu - 1 < 0$ and $V_{\text{SA}} \gg 2 \sin^2(\pi\nu) I_A / \nu^2 e^2$. As a result, to leading order in \mathcal{T}_A ,

$$\delta V_B \simeq \mathcal{T}_A \frac{2 \sin^3(\pi\nu) I_A}{(1-2\nu) \nu^2 e^2} = \mathcal{T}_A V_{\text{eff}} \frac{\sin(\pi\nu) \tan(\pi\nu)}{1-2\nu} \propto \mathcal{T}_A V_{\text{eff}}, \quad (\text{S67})$$

which indicates that δV_B is indeed much smaller than $V_{\text{eff}} = I_A \sin(2\pi\nu)/\nu^2 e^2$ in the $\mathcal{T}_A \ll 1$ limit, as long as ν does not approach $1/2$ (which is the case for Laughlin filling fractions).

Now, for the sake of comparison, we return to the fermionic case, $\nu = 1$, where the correlation functions (S58) read as

$$\begin{aligned} \langle T_K \psi_A^\dagger(L, t^-) \psi_A(L, 0^+) \rangle_{\text{neq}} \Big|_{\nu=1} &= \frac{1}{2\pi(\tau_c + it)} \left(1 + 2\pi \frac{I_A}{e^2 V_{\text{SA}}} e^{ie V_{\text{SA}} t} \right), \\ \langle T_K \psi_A(L, t^-) \psi_A^\dagger(L, 0^+) \rangle_{\text{neq}} \Big|_{\nu=1} &= \frac{1}{2\pi(\tau_c + it)} \left(1 + 2\pi \frac{I_A}{e^2 V_{\text{SA}}} e^{-ie V_{\text{SA}} t} \right). \end{aligned} \quad (\text{S68})$$

Here, the first term in the particle and hole distributions corresponds to the first lines of Eq. (S58), after taking $\nu = 1$, which is an outcome of the absence of time-domain braiding for fermions. As a consequence, the tunneling currents of different directions become (when channel B has zero temperature)

$$\begin{aligned} I_{A \rightarrow B}|_{\nu=1} &= e\mathcal{T}_C \frac{I_A}{e^2}, \\ I_{B \rightarrow A}|_{\nu=1} &= e\mathcal{T}_C \frac{1}{2\pi} V_B. \end{aligned} \quad (\text{S69})$$

where we have taken $V_B > 0$ and $V_{SA} > V_B$. In comparison to the anyonic counterpart [Eq. (S65)], $I_{A \rightarrow B}$ contains now only the second line of the anyonic version, Eq. (S65), corresponding to the tunneling of diluted non-equilibrium anyons (injected from the source SA) at the central collider. On the other hand, $I_{B \rightarrow A}$ corresponds to the first line of its anyonic counterpart. We then find

$$V_{\text{eff}}|_{\nu=1} = 2\pi I_A / e^2, \quad (\text{S70})$$

a result proportional to \mathcal{T}_A .

Note that $V_{\text{eff}}|_{\nu=1}$, which originates from direct tunneling of diluted non-equilibrium particles, strongly differs from Eq. (S67), where the inclusion of tunneling of non-equilibrium anyons merely introduces corrections, $\propto \mathcal{T}_A^2$, to V_{eff} . This difference lies in the fact that for the anyonic case, i.e., in Eq. (S65), both $I_{A \rightarrow B}$ and $I_{B \rightarrow A}$ are dominated by time-domain-braiding processes, which are absent for fermions. Notice that Eq. (S70) remains valid even under a finite temperature in channel B. One can thus likewise define an effective temperature for a non-equilibrium fermionic channel, by enforcing the heat current to vanish. When \mathcal{T}_A is small, this effective temperature is given by

$$T_{\text{eff}}|_{\nu=1} \approx \frac{\sqrt{3}}{\pi} \sqrt{\mathcal{T}_A} e V_{SA} = 2 \sqrt{\frac{3}{\mathcal{T}_A}} \frac{I_A}{e}, \quad (\text{S71})$$

which depends not only on the non-equilibrium current I_A , but also on details of the diluter, i.e., the transmission \mathcal{T}_A .

In great contrast, as shown by Fig. 2 of the main text, if including only time-domain braiding for the anyonic case (where such processes are dominant), the effective temperature depends on the ambient temperature, and more remarkably, universally on the noise S_A in the non-equilibrium channel. This difference in effective temperatures is thus another crucial factor to distinguish a non-equilibrium anyonic channel from a fermionic one.

S9. EFFECTIVE VERSUS REAL TEMPERATURES AND POTENTIALS

In the main text, we have shown that a non-equilibrium current I_A introduces both an effective temperature and an effective shift of the chemical potential. Their manifestation in the distribution functions of non-equilibrium anyons is, however, not identical to that of real temperature and chemical potential. In this section, we illustrate this point, by comparing the particle distributions in the two situations: (i) Distribution $n_{p,A}^{\text{neq-braid}}(\epsilon, I_A; T_A = 0, T_{SA} = 0,)$ of channel A for zero ambient temperature and finite non-equilibrium current I_A , characterized by the effective temperature T_{eff} and an effective shift of the chemical potential V_{eff} . (ii) Distribution $n_{p,B}^{\text{eq}}(\epsilon, V_B; T_B)$ of an equilibrium channel B at a real temperature chosen to satisfy $T_B = T_{\text{eff}}$ and a real potential $V_B = V_{\text{eff}}$.

The plots of particle distributions in cases (i) and (ii) are shown in Fig. S7, with red and blue curves, respectively. Figure S7(a) shows the overall landscape of particle distribution functions, comparing the non-equilibrium distribution driven by a dilute current I_A in channel A (red curve) with the equilibrium anyonic distribution in channel B (blue curve) at real potential and temperature V_B and T_B chosen to be equal to their effective counterparts in channel A. The equilibrium distribution has a smaller peak height, in comparison to that of the non-equilibrium one. Further, Figs. S7(b) and S7(c) display the log-log plots of the asymptotic behavior of distribution functions, for negative and positive energies, respectively. Based on these figures, although the two curves nicely agree with each other for negative energies, they are clearly distinct for positive energies. Indeed, the non-equilibrium distribution function decreases in a power-law manner with increasing energy [red curve in Fig. S7(c)] – in great contrast to the equilibrium one that decreases exponentially [blue curve in Fig. S7(c)].

S10. JOHNSON-NYQUIST NOISE

In this section, we derive the tunneling current noise S_T at the collider that connects the non-equilibrium channel A and the equilibrium channel B. Previous discussions on S_T in Sec. S7 focuses on its experimental accessibility. In this

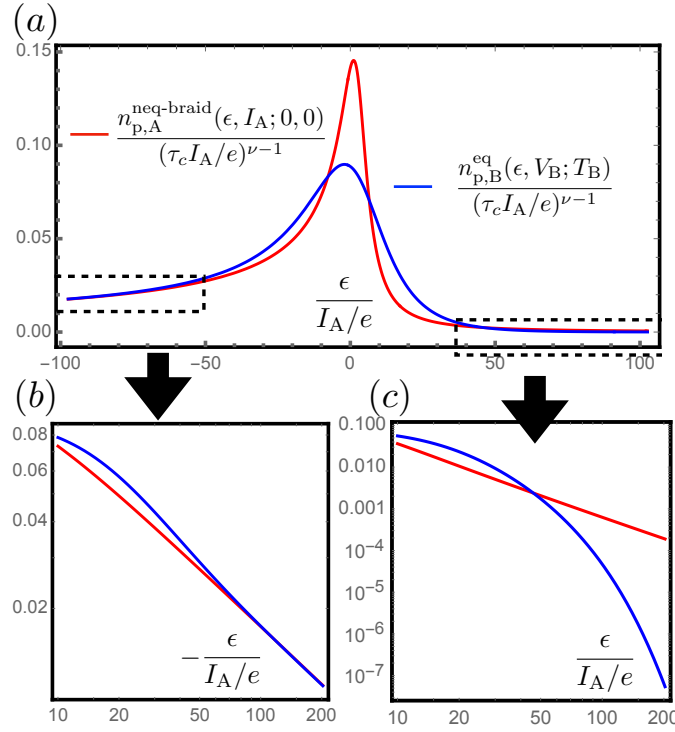


FIG. S7. **Particle distribution functions for non-equilibrium (red curves) and equilibrium (blue curves) anyons.** Here, V_B and T_B of the equilibrium channel B are chosen to be equal to the effective potential V_{eff} and effective temperature T_{eff} of the non-equilibrium channel A. **Panel (a):** The *landscapes* of these two distributions. The asymptotic features are shown in **panels (b) and (c)** for (log-log plots of) negative and positive energies, respectively. The thermal particle distribution in channel B decays exponentially with increasing energy for $\epsilon > 0$, while the non-equilibrium distribution in channel A decays in a power-law manner.

section, we write S_T in the form of a Johnson-Nyquist noise, to show that T_{eff} indeed has the function of temperature.

The expression for the tunneling-current noise involves the two products of correlation functions:

$$\begin{aligned}
 \langle \psi_A^\dagger(t) \psi_A(0) \rangle_{\text{neq}} \langle \psi_B(t) \psi_B^\dagger(0) \rangle_0 &= \frac{1}{4\pi^2} \frac{\tau_c^{2\nu-2} (\pi T_B)^\nu}{(\tau_c + it)^\nu \sin^\nu [\pi T_B (\tau_c + it)]} \\
 &\times \exp \left\{ -\frac{S_A}{\nu^2 e^2} [1 - \cos(2\pi\nu)] |t| + i \left[\frac{I_A}{\nu e} \sin(2\pi\nu) - \nu e V_B \right] t \right\}, \\
 \langle \psi_A(t) \psi_A^\dagger(0) \rangle_{\text{neq}} \langle \psi_B^\dagger(t) \psi_B(0) \rangle_0 &= \frac{1}{4\pi^2} \frac{\tau_c^{2\nu-2} (\pi T_B)^\nu}{(\tau_c + it)^\nu \sin^\nu [\pi T_B (\tau_c + it)]} \\
 &\times \exp \left\{ -\frac{S_A}{\nu^2 e^2} [1 - \cos(2\pi\nu)] |t| - i \left[\frac{I_A}{\nu e} \sin(2\pi\nu) - \nu e V_B \right] t \right\}.
 \end{aligned} \tag{S72}$$

With Eq. (S72), the charge conductance [for $V_B = V_{\text{eff}} \equiv I_A \sin(2\pi\nu)/\nu^2 e^2$] reads

$$G_T = \partial_{(V_{\text{eff}} - V_B)} I_T \Big|_{V_B = V_{\text{eff}}} = 2\mathcal{T}_C \nu^2 e^2 \int dt \frac{1}{4\pi^2} \frac{it \tau_c^{2\nu-2} (\pi T_B)^\nu}{(\tau_c + it)^\nu \sin^\nu [\pi T_B (\tau_c + it)]} \exp \left\{ -\frac{S_A}{\nu^2 e^2} [1 - \cos(2\pi\nu)] |t| \right\}. \tag{S73}$$

When, in addition, the real and effective temperatures are equal, $T_B = T_{\text{eff}} = S_A/(\nu^2 e^2 s_c)$, the conductance takes the form

$$\begin{aligned}
 G_T \Big|_{T_B = T_{\text{eff}}} &= 2\mathcal{T}_C \nu^2 e^2 \int dt \frac{1}{4\pi^2} \frac{it \tau_c^{2\nu-2} (\pi T_B)^\nu}{(\tau_c + it)^\nu \sin^\nu [\pi T_B (\tau_c + it)]} \exp \{ -T_B s_c [1 - \cos(2\pi\nu)] |t| \} \\
 &= \mathcal{T}_C \nu^2 e^2 \frac{(\pi T_B \tau_c)^{2\nu-2}}{2\pi^2} \int dt' \frac{it'}{(\tau_c + it')^\nu \sin^\nu (\tau_c + it')} \exp \left\{ -\frac{s_c [1 - \cos(2\pi\nu)]}{\pi} |t'| \right\} \\
 &= \nu^2 e^2 \mathcal{T}_C \frac{(\pi T_B \tau_c)^{2\nu-2}}{2\pi^2} g_1(\nu),
 \end{aligned} \tag{S74}$$

where

$$g_1(\nu) \equiv \int dt' \frac{it'}{(\tau'_c + it')^\nu \sin^\nu(\tau'_c + it')} \exp \left\{ -\frac{s_c[1 - \cos(2\pi\nu)]}{\pi} |t'| \right\}, \quad (\text{S75})$$

is a dimensionless constant that depends only on the filling factor ν , and we introduced dimensionless variables $\tau'_c \equiv \pi T_{\text{eff}} \tau_c$ and $t' \equiv \pi T_{\text{eff}} t$. With Eq. (S74), we can write the renormalized transmission as

$$\mathcal{T}_C^{\text{renorm}} \equiv \mathcal{T}_C \frac{(\pi T_B \tau_c)^{2\nu-2}}{\pi} g_1(\nu), \quad (\text{S76})$$

so that the conductance can be written as

$$G_T = \nu^2 e^2 \mathcal{T}_C^{\text{renorm}} / (2\pi). \quad (\text{S77})$$

The tunneling-current noise is given by

$$\begin{aligned} S_T &= \mathcal{T}_C \nu^2 e^2 \int dt [\langle \psi_A^\dagger(t) \psi_A(0) \rangle_{\text{neq}} \langle \psi_B(t) \psi_B^\dagger(0) \rangle_0 + \langle \psi_A(t) \psi_A^\dagger(0) \rangle_{\text{neq}} \langle \psi_B^\dagger(t) \psi_B(0) \rangle_0] \\ &= 2\mathcal{T}_C \nu^2 e^2 \int dt \frac{1}{4\pi^2} \frac{\tau_c^{2\nu-2} (\pi T_B)^\nu}{(\tau_c + it)^\nu \sin^\nu[\pi T_B(\tau_c + it)]} \exp \left\{ -\frac{S_A}{\nu^2 e^2} [1 - \cos(2\pi\nu)] |t| \right\} \\ &= \nu^2 e^2 \mathcal{T}_C \frac{(\pi T_B \tau_c)^{2\nu-2}}{2\pi} g_0(\nu) T_B, \end{aligned} \quad (\text{S78})$$

where

$$g_0(\nu) \equiv \int dt' \frac{1}{(\tau'_c + it')^\nu \sin^\nu(\tau'_c + it')} \exp \left\{ -\frac{s_c[1 - \cos(2\pi\nu)]}{\pi} |t'| \right\} \quad (\text{S79})$$

is another dimensionless ν -dependent quantity. With the renormalized transmission $\mathcal{T}_C^{\text{renorm}}$ given by Eq. (S76), the tunneling-current noise for $T_B = T_{\text{eff}}$

$$S_T = \nu^2 \frac{g_0(\nu)}{2g_1(\nu)} e^2 \mathcal{T}_C^{\text{renorm}} T_B = \frac{\pi g_0(\nu)}{g_1(\nu)} G_T T_{\text{eff}}, \quad (\text{S80})$$

can be written in the conventional form for the Johnson-Nyquist noise, with the tunneling conductance G_T given by Eq. (S77).

S11. TUNNELING BETWEEN CHANNELS WITH DIFFERENT FILLING FRACTIONS

In the main text, we show that the effective chemical potential of an out-of-equilibrium anyonic channel becomes meaningful only after specifying the charge of an individual tunneling quasiparticle. This complexity arises because inter-edge tunneling can involve quasiparticles with different charges in anyonic systems. This section extends the consideration of the main text and presents the effective chemical potential when channel A has a filling fraction $m_A \nu$. We also illustrate the statements of the main text with an example of tunneling between an edge with a Laughlin filling fraction and an integer edge.

S11A. Tunneling between edges with filling factors $m_A \nu$ and $m_B \nu$

We show in the main text that the effective chemical potential depends on the charge $m\nu e$ of particles tunneling between channels A and B that host quasiparticles with charge νe and $m_B \nu e$, respectively. In this section, we generalize this conclusion to the case when the filling fraction of channel A equals $m_A \nu$, with m_A an integer, i.e., when the ratio of the filling factors of channels B and A is a rational (rather than integer) number.

In this case, the tunneling from A to B (see Fig. S8) is described by the operator

$$H_T \propto \mathcal{T}_C \exp[-i(m\sqrt{\nu/m_A} \phi_A - m\sqrt{\nu/m_B} \phi_B)],$$

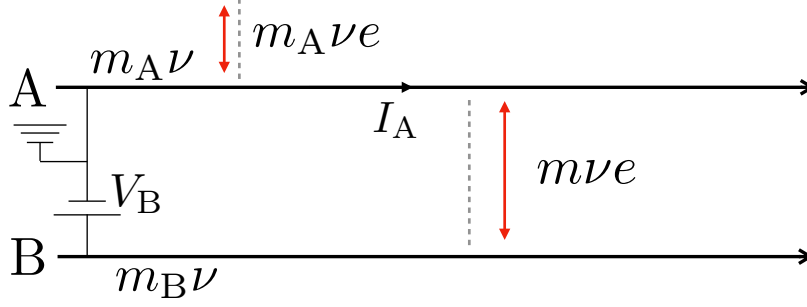


FIG. S8. **Tunneling between two edges with different filling fractions.** The grounded anyonic channel A with filling fraction $m_A \nu$ carries a non-equilibrium current I_A supplied by the diluter that transmits charge- $m_A \nu e$ quasiparticles from the not-shown source. The effective potential V_{eff} of channel A is calibrated by an equilibrium channel B (with filling fraction $m_B \nu$ and bias V_B). These two channels communicate via a tunneling bridge transmitting quasiparticles of charge $m \nu e$.

with ϕ_A and ϕ_B the bosonic fields in the two channels (in the main text, $m_A = 1$). The correlation functions of the tunneling operators are now given by

$$\begin{aligned} \left\langle e^{-i m \sqrt{\frac{\nu}{m_A}} \phi_A(t)} e^{i m \sqrt{\frac{\nu}{m_A}} \phi_A(0)} \right\rangle_{\text{neq}} &= \frac{1}{2\pi\tau_c} \left(\frac{\tau_c}{\tau_c + it} \right)^{m^2 \nu / m_A} \exp \left(- \frac{I_A \{ [1 - \cos(2m\pi\nu)] |t| - i \sin(2m\pi\nu) t \}}{m_A \nu e} \right), \\ \left\langle e^{i m \sqrt{\frac{\nu}{m_B}} \phi_B(t)} e^{-i m \sqrt{\frac{\nu}{m_B}} \phi_B(0)} \right\rangle_0 &= \frac{1}{2\pi\tau_c} \frac{(\pi T_B \tau_c)^{m^2 \nu / m_B}}{\sin^{m^2 \nu / m_B} [\pi T_B (\tau_c + it)]} \exp(-i m \nu e V_B t), \end{aligned} \quad (\text{S81})$$

where we take the finite-temperature version (with temperature T_B) of correlation in channel B, for later convenience.

The net tunneling current between A and B vanishes, when (for all T_B values)

$$V_B = V_{\text{eff}} = I_A \sin(2m\pi\nu) / (m m_A \nu^2 e^2), \quad (\text{S82})$$

corresponding to the vanishing of imaginary phases in the product of the two correlation functions in Eq. (S81). When $m_A = 1$, Eq. (S82) reduces to Eq. (8) of the main text. According to Eq. (S82), V_{eff} depends on the charge $m \nu e$ of quasiparticles that tunnel between channels A and B and on the filling fraction $m_A \nu$ of the non-equilibrium channel, but does not depend on the filling fraction $m_B \nu$ of the equilibrium channel.

As stated in the main text, the effective temperature also depends on the charge of quasiparticles that tunnel at the collider. Indeed, with Eq. (S81) that accounts for different charges of quasiparticles, the requirement of zero heat current becomes [cf. Eq. (S42)]

$$\begin{aligned} \int dt \left\{ \frac{1}{\sin^{m^2 \nu / m_B} [\pi T_{\text{eff}} (\tau_c + it)]} \frac{\partial}{\partial t} \left[\frac{e^{-\frac{S_A}{m_A^2 \nu^2 e^2} [1 - \cos(2\pi\nu)] |t|}}{(\tau_c + it)^{m^2 \nu / m_A}} \right] \right. \\ \left. - \frac{e^{-\frac{S_A}{m_A^2 \nu^2 e^2} [1 - \cos(2\pi\nu)] |t|}}{(\tau_c + it)^{m^2 \nu / m_A}} \frac{\partial}{\partial t} \left[\frac{1}{\sin^{m^2 \nu / m_B} [\pi T_{\text{eff}} (\tau_c + it)]} \right] \right\} = 0, \end{aligned} \quad (\text{S83})$$

where we have already taken $V_B = V_{\text{eff}} = I_A \sin(2m\pi\nu) / (m m_A \nu^2 e^2)$. Equivalently, we can write Eq. (S83) in a dimensionless form, leading to

$$\int dt' \frac{e^{-\frac{s_c}{m_A^2 \pi} [1 - \cos(2\pi\nu)] |t'|}}{(\tau'_c + it')^{m^2 \nu / m_A} \sin^{m^2 \nu / m_B} (\tau'_c + it')} \left\{ -\frac{im^2 \nu / m_A}{\tau'_c + it'} + \frac{im^2 \nu / m_B}{\tan(\tau'_c + it')} - \frac{s_c}{m_A^2 \pi} [1 - \cos(2\pi\nu)] \text{sgn}(t') \right\} = 0, \quad (\text{S84})$$

where we keep the definition of $s_c \equiv S_A / (\nu^2 e^2 T_{\text{eff}})$ [cf. Eq. (S44)]. Equation (S84) discloses two features. First, it indicates that $T_{\text{eff}} \propto S_A$ remains valid, for given values of m , m_A and m_B . As the second feature, the value of s_c , obtained by solving Eq. (S84), clearly depends on the values of m , m_A , and m_B . As a consequence, the temperature-noise ratio T_{eff} / S_A depends on the charge of quasiparticles, a feature shared by the effective chemical potential V_{eff} . Further, T_{eff} also depends on the value of m_B , the charge carried by a single quasiparticle in channel B. The latter dependence is, however, absent for V_{eff} , see Eq. (S82).

S11B. Fermionic tunneling case

In this section, we illustrate one of our key statements: the effective potential of the diluted anyonic channel depends on the type of quasiparticles that tunnel between the channel and the “probe”. Here, we consider a tunneling bridge characterized by $m\nu = 1$ (cf. Fig. S8). In this case, channels A and B communicate with each other by fermion tunneling. One can think, for example, of the tunneling between the channels through a “vacuum” (no fractional quasiparticles can be transmitted across such a barrier). Further, when $m_A < 1/\nu$, this process corresponds to the so-called Andreev-like tunneling, where tunneling of a fermion of charge e is accompanied by the reflection of another fractional charge.

Interestingly, when taking $m\nu = 1$, the effective potential V_{eff} , given by Eq. (S82), equals zero. This fact indicates that chemical potential arising from time-domain braiding is zero for Andreev-like tunneling [S11–S14]. This observation agrees with the fact that tunneling fermions do not “braid” with nonequilibrium anyons. Indeed, similar to non-interacting fermionic systems, the generation of an effective chemical potential now only originates from the direct tunneling of nonequilibrium particles at the collider.

The absence of the contribution of the time-domain braiding to the effective chemical potential is consistent with the discussion in Sec. S3. Indeed, although non-equilibrium distributions induced by time-domain braiding arise upstream of the collider, the detection of these distributions, as well as the induced effective chemical potential, would require (i) coupling the non-equilibrium channel to another channel with the same filling fraction ν (ii) via quasiparticles with charge νe . However, the distributions and effective potential induced by time-domain braiding are not captured with Andreev-like tunneling processes: the tunneling probe should be directly coupled to the quasiparticles whose non-equilibrium distribution is studied.

S12. COMPOSITE EDGES: TUNNELING BETWEEN $\nu = 1/3$ AND $2/3$ EDGES

In the main text, we show that the effective chemical potential of an out-of-equilibrium anyonic channel is uniquely defined only after specifying the charge of individual tunneling quasiparticles. This is because inter-edge tunneling processes in anyonic systems can involve quasiparticles with different charges.

In this section, we discuss an example in which the edges A and B have filling fractions $\nu = 1/3$ and $2/3$, respectively. In this setup, both charge- $e/3$ and charge- $2e/3$ quasiparticles can participate in the inter-edge tunneling. We further discuss the preferred scheme that is more suitable to study the tunneling of charge- $2e/3$ quasiparticles. The geometry of the setup considered here for composite edges remains the same as in Fig. 1(a) of the main text, with a diluter and a collider connecting edges SA, A, and B (cf. Fig. S8).

An edge of a fractional quantum Hall system at filling fraction $\nu = 2/3$ is a composite edge comprising counter-propagating channels [S15–S20]. We will denote with ν the filling fraction of the state whose physical edge is a composite one and use ν_c for the filling fraction of individual channels forming the edge. The common starting point for the analysis of the structure of a $\nu = 2/3$ edge is its representation in terms of two channels with $\nu_c = 1$ and $\nu_c = -1/3$. This corresponds to the so-called interaction-free fixed point. Intra-edge interactions mix the bare $\nu_c = 1$ and $\nu_c = -1/3$ channels. For sufficiently strong interactions between the bare channels, the eigenmodes of the $\nu = 2/3$ edge are close to the $\nu_c = 2/3$ charge mode and the neutral mode, which are exact modes at the “Kane-Fisher-Polchinski fixed point” [S20].

At the interaction-free fixed point, the eigenmodes are the free bosonic fields $\phi_{1/3}$ and ϕ_1 describing the counter-propagating $\nu_c = -1/3$ and $\nu_c = 1$ channels. The allowed vertex operators for the $\nu = 2/3$ edge have the following general form in terms of these modes [S20]:

$$\Psi_{n_{1/3}, n_1} \propto e^{i(\sqrt{1/3} n_{1/3} \phi_{1/3} + n_1 \phi_1)}, \quad (\text{S85})$$

where $n_{1/3}$ and n_1 are the two integers corresponding to the $\nu_c = -1/3$ and $\nu_c = 1$ modes, respectively. An alternative representation of the composite $\nu = 2/3$ edge involves the charge (subscript “c”) and neutral (subscript “n”) fields:

$$\phi_c = \sqrt{\frac{3}{2}} \left(\phi_1 + \sqrt{\frac{1}{3}} \phi_{1/3} \right), \quad \phi_n = -\sqrt{\frac{1}{2}} \left(\phi_1 + \sqrt{3} \phi_{1/3} \right). \quad (\text{S86})$$

The vertex operators, Eq. (S85), can be rewritten in terms of the charge and neutral modes as follows:

$$e^{i(\sqrt{1/3} n_{1/3} \phi_{1/3} + n_1 \phi_1)} = e^{i(l_c \phi_c + l_n \phi_n)}. \quad (\text{S87})$$

At the Kane-Fisher-Polchinski fixed point, the charge and neutral modes are independent eigenmodes, and the vertex operators are characterized by the scaling dimension $(l_c^2 + l_n^2)/2$ [S21].

We emphasize that, based on Eq. (S87), even at the Kane-Fisher-Polchinski fixed point, the allowed tunneling operators for the $\nu = 2/3$ edge are characterized by the two integers, $n_{1/3}$ and n_1 , which count the numbers of $e/3$ and e quasiparticles involved in the tunneling process, respectively. Inter-channel interactions only modify the scaling dimension of the tunneling operators.

| Processes | $\nu = 2/3$ -edge operators | | | | | $\nu = 1/3$ -edge operators | | Charges | Total SD |
|-----------|-----------------------------|-----------|--------------|---------------|-------|-----------------------------|-------|---------|----------|
| | n_1 | $n_{1/3}$ | l_c | l_n | SD | $n'_{1/3}$ | SD | | |
| 1 | 0 | -1 | $1/\sqrt{6}$ | $1/\sqrt{2}$ | $1/3$ | 1 | $1/6$ | $e/3$ | $1/2$ |
| 2 | 1 | 2 | $1/\sqrt{6}$ | $-1/\sqrt{2}$ | $1/3$ | 1 | $1/6$ | $e/3$ | $1/2$ |
| 3 | 1 | 1 | $\sqrt{2/3}$ | 0 | $1/3$ | 2 | $2/3$ | $2e/3$ | 1 |

TABLE I. Leading operators (marked from 1 to 3) for tunneling of fractional quasiparticles between $\nu = 2/3$ and $1/3$ edges at the Kane-Fisher-Polchinsky fixed point of the $\nu = 2/3$ edge. In this table, we provide the scaling dimensions (SD) both for the complete tunneling operators (last column) and separately for vertex operators of $\nu = 2/3$ and $\nu = 1/3$ edges. Process 1 corresponds to direct tunneling of a charge- $e/3$ anyon between the $\phi_{1/3}$ and $\phi'_{1/3}$ modes. Processes 2 and 3 are Andreev-like tunneling processes, where a charge- e fermion, from the $\nu_c = 1$ channel of the $\nu = 2/3$ edge, splits into two fractional-charge quasiparticles, $2e/3$ and $e/3$. The charges of the tunneling quasiparticles for each of the processes are indicated in the fourth column. In a single tunneling event, $\nu = 1/3$ and $2/3$ edges exchange with charge $e/3$ for processes 1 and 2 and with charge $2e/3$ in process 3. Ignoring the presence of neutral mode ($l_n = 0$ at the Kane-Fisher-Polchinsky point), process 3 can be considered as a realization of tunneling in the setup shown in Fig. S8, with $\nu = 1/3$, $m_A = 1$, $m_B = 2$, and $m = 2$. In this process, charge- $2e/3$ quasiparticles tunnel between the charge mode of the $\nu = 2/3$ edge and $\nu = 1/3$ edge.

Now, we combine the allowed vertex operators of the $\nu = 2/3$ edge with those of the $\nu = 1/3$ edge,

$$\Psi_{n'_{1/3}} \propto \exp(i\sqrt{\nu}n'_{1/3}\phi'_{1/3}),$$

to form a tunneling operator for the QPC bridging $\nu = 2/3$ and $\nu = 1/3$ edges. Here, $n'_{1/3}$ is another integer and $\phi'_{1/3}$ is the bosonic field for the $\nu = 1/3$ edge. Relevant and marginal operators are listed in Table I, where $\nu = 2/3$ operators for tunneling of fractional-charge quasiparticles are borrowed from Ref. [S21]. Tunneling processes involving integer charges, which were also discussed in Ref. [S21], have scaling dimensions larger than 1, and are thus neglected.

Based on Table I, at the quantum point contact bridging $\nu = 2/3$ and $\nu = 1/3$ edges, both charge- $e/3$ and charge- $2e/3$ quasiparticles are allowed to tunnel, meaning that in realistic setups, tunneling between these two edges is normally more complicated than that considered in the main text, where only one type of quasiparticles (cf. Fig. 4 of the main text) is assumed to be transferred between the channels. Fortunately, these idealized situations are, in principle, realizable in carefully designed experiments.

According to Table I, tunneling of charge $e/3$ dominates over the tunneling of charge $2e/3$ at sufficiently low temperatures. Indeed, processes 1 and 2, both transferring charge $e/3$, have a total scaling dimension $1/2$. They are thus relevant in the renormalization-group sense, and become important at low energies. The charge- $2e/3$ tunneling, listed as process 3 in Table I, has a scaling dimension 1, and is thus marginal. Consequently, charge $e/3$ tunneling processes of types 1 and 2 are more relevant than charge- $2e/3$ tunneling processes 3. However, tunneling of charge $2e/3$ can, in principle, be comparable to that of charge $e/3$ in experiments at not extremely low temperatures, given a sufficiently strong bare amplitude for charge- $2e/3$ tunneling. Thus, given the possibility of the coexistence of tunneling processes with different transferred charges, the effective potential for setups involving composite edges may depend on the microscopic details. The study of non-equilibrium distributions in such anyonic structures is relegated to future work.

* zhanggu@baqis.ac.cn

† igor.gornyi@kit.edu

‡ yuval.gefen@weizmann.ac.il

[S1] Cheolhee Han, Jinhong Park, Yuval Gefen, and H. S. Sim, “Topological vacuum bubbles by anyon braiding,” *Nature Communications* **7**, 11131 (2016).

[S2] Byeongmok Lee, Cheolhee Han, and H.-S. Sim, “Negative excess shot noise by anyon braiding,” *Phys. Rev. Lett.* **123**, 016803 (2019).

- [S3] Noam Schiller, Yotam Shapira, Ady Stern, and Yuval Oreg, “Anyon statistics through conductance measurements of time-domain interferometry,” *Phys. Rev. Lett.* **131**, 186601 (2023).
 - [S4] Tom Morel, June-Young M. Lee, H.-S. Sim, and Christophe Mora, “Fractionalization and anyonic statistics in the integer quantum Hall collider,” *Phys. Rev. B* **105**, 075433 (2022).
 - [S5] June-Young M. Lee and H. S. Sim, “Non-Abelian anyon collider,” *Nature Communications* **13**, 6660 (2022).
 - [S6] Ya.M. Blanter and M. Büttiker, “Shot noise in mesoscopic conductors,” *Physics Reports* **336**, 1–166 (2000).
 - [S7] Hiromi Ebisu, Noam Schiller, and Yuval Oreg, “Fluctuations in heat current and scaling dimension,” *Phys. Rev. Lett.* **128**, 215901 (2022).
 - [S8] Bernd Rosenow, Ivan P. Levkivskyi, and Bertrand I. Halperin, “Current correlations from a mesoscopic anyon collider,” *Phys. Rev. Lett.* **116**, 156802 (2016).
 - [S9] June-Young M. Lee, Changki Hong, Tomer Alkalay, Noam Schiller, Vladimir Umansky, Moty Heiblum, Yuval Oreg, and H. S. Sim, “Partitioning of diluted anyons reveals their braiding statistics,” *Nature* **617**, 277–281 (2023).
 - [S10] Details of the derivation will be presented in a forthcoming work by the authors; See also Ref. [S22].
 - [S11] Nancy P. Sandler, Claudio de C. Chamon, and Eduardo Fradkin, “Andreev reflection in the fractional quantum Hall effect,” *Phys. Rev. B* **57**, 12324–12332 (1998).
 - [S12] C. L. Kane and Matthew P. A. Fisher, “Shot noise and the transmission of dilute Laughlin quasiparticles,” *Phys. Rev. B* **67**, 045307 (2003).
 - [S13] P. Glidic, O. Maillet, C. Piquard, A. Aassime, A. Cavanna, Y. Jin, U. Gennser, A. Anthore, and F. Pierre, “Quasiparticle Andreev scattering in the $\nu = 1/3$ fractional quantum Hall regime,” *Nature Communications* **14**, 514 (2023).
 - [S14] Gu Zhang, Pierre Glidic, Frederic Pierre, Igor Gornyi, and Yuval Gefen, “Fractional-statistics-induced entanglement from Andreev-like tunneling,” (2023), [arXiv:2312.16556 \[cond-mat.mes-hall\]](https://arxiv.org/abs/2312.16556).
 - [S15] A. H. MacDonald, “Edge states in the fractional-quantum-Hall-effect regime,” *Phys. Rev. Lett.* **64**, 220–223 (1990).
 - [S16] X. G. Wen, “Electrodynamical properties of gapless edge excitations in the fractional quantum Hall states,” *Phys. Rev. Lett.* **64**, 2206–2209 (1990).
 - [S17] X. G. Wen, “Gapless boundary excitations in the quantum Hall states and in the chiral spin states,” *Phys. Rev. B* **43**, 11025–11036 (1991).
 - [S18] Xiao-Gang Wen, “Edge transport properties of the fractional quantum Hall states and weak-impurity scattering of a one-dimensional charge-density wave,” *Phys. Rev. B* **44**, 5708–5719 (1991).
 - [S19] M. D. Johnson and A. H. MacDonald, “Composite edges in the $\nu=2/3$ fractional quantum Hall effect,” *Phys. Rev. Lett.* **67**, 2060–2063 (1991).
 - [S20] C. L. Kane, Matthew P. A. Fisher, and J. Polchinski, “Randomness at the edge: Theory of quantum Hall transport at filling $\nu=2/3$,” *Phys. Rev. Lett.* **72**, 4129–4132 (1994).
 - [S21] Moshe Goldstein and Yuval Gefen, “Suppression of Interference in Quantum Hall Mach-Zehnder Geometry by Upstream Neutral Modes,” *Phys. Rev. Lett.* **117**, 276804 (2016).
 - [S22] Gu Zhang, Domenico Giuliano, Igor V. Gornyi, and Gabriele Campagnano, “Tunneling current and current correlations for anyonic quasiparticles of a $\nu = \frac{1}{2}$ chiral luttinger liquid in multiedge geometries,” *Phys. Rev. B* **110**, 195102 (2024).
-