

Concentration-Based Inference for Evaluating Horizontal Mergers*

Paul S. Koh[†]

July 21, 2024

Abstract

Antitrust authorities routinely rely on concentration measures to evaluate the potential negative impacts of mergers. Using a first-order approximation argument with logit and CES demand, I show that the welfare effect of a merger on consumer surplus is proportional to the change in the Herfindahl-Hirschman index, where the proportionality coefficient depends on price responsiveness parameter, market size, and the distribution of merging firms' shares. This paper elucidates how HHI measures inform the market power effects of mergers.

Keywords: Merger, Herfindahl-Hirschman index, consumer surplus, upward pricing pressure

*I thank Dan Greenfield, Devesh Raval, Ted Rosenbaum, David Schmidt, and Charles Taragin for their helpful comments. The views expressed in this paper are those of the author. They do not necessarily represent those of the Federal Trade Commission or any of its Commissioners. All errors are mine. I welcome any comments.

[†]Federal Trade Commission, 600 Pennsylvania Avenue NW, Washington, DC 20580. Email: pkoh@ftc.gov.

1 Introduction

Concentration measures have played a critical role during merger enforcement at the screening stage and in court proceedings. For example, in the United States, *Merger Guidelines* state how the agency uses the Herfindahl-Hirschman index (HHI) to presume anticompetitive mergers. Previous works in the merger analysis literature have recognized the positive correlation between the changes in HHI and unilateral effects in both homogeneous and differentiated products settings (Froeb and Werden, 1998; Shapiro, 2010; Ashenfelter et al., 2015; Miller et al., 2017b; Miller and Sheu, 2021; Spiegel, 2021).¹ More recently, Nocke and Whinston (2022) has shown that compensating synergies that offset market power effects of mergers can be expressed in terms of ΔHHI in both Cournot and Bertrand case. Nocke and Schutz (2023) shows how ΔHHI relates to welfare effects in differentiated products settings.

This paper contributes to the broad literature on concentration measures and market power by providing a novel characterization of how HHI measures relate to merger welfare effects in multi-product oligopoly settings with logit and CES demand. Using the first-order approach arguments à la Jaffe and Weyl (2013), I show

$$\Delta CS \approx -\rho \Delta HHI, \tag{1}$$

where ΔCS is the change in consumer surplus, ΔHHI is the change in HHI computed with pre-merger shares (in quantity if the demand is logit and in revenue if CES), and ρ is the proportionality coefficient whose value depends on the market size, price responsiveness parameter, and the distribution of merging firms' shares.² Equation (1) provides a simple but novel angle for interpreting ΔHHI based on prior knowledge of industry statistics (i.e., market size, price elasticity, and the distribution of firm sizes).

The closest work to this paper is Nocke and Schutz (2023), which also shows (1) holds using second-order Taylor expansions around small shares and monopolistic competition conduct. However, their version of ρ depends only on the market size and price responsiveness parameter. My first-order approach-based derivation, which does not assume small shares, shows that ρ also de-

¹Shapiro (2010) shows that, with logit demand, the sum of the approximate diversion ratios is $s_j + s_k + 2s_j s_k$ or $s_j + s_k + \Delta HHI$. My derivation is different from his. I also focus on merger welfare effects.

²The first-order approach to merger analysis has gained significant popularity due to its tractability; see, e.g., Farrell and Shapiro (2010), Valletti and Zenger (2021), and Koh (2024).

depends on the *distribution* of merging firms' shares. Monte Carlo simulation shows my approach provides improvements over [Nocke and Schutz \(2023\)](#)'s approach. My results also confirm [Nocke and Whinston \(2022\)](#) and [Nocke and Schutz \(2023\)](#)'s findings that the unilateral effects of horizontal mergers are closely related to the change in HHI but irrelevant to the level of HHI.

The rest of the paper is organized as follows. Section 2 describes the model and reviews the first-order approach to merger analysis. Section 3 shows the main results and comparative statics for the proportionality coefficient in (1). Section 4 concludes. All proofs are in Appendix A.

2 Model

2.1 Setup

I consider a Bertrand Nash pricing game of multiproduct firms with differentiated products. Each firm f 's profit function is given by

$$\Pi_f(p) = \sum_{l \in \mathcal{J}_f} (p_l - c_l) q_l(p). \quad (2)$$

Firms compete in prices. Following [Nocke and Schutz \(2018\)](#), I consider logit/CES demand functions given by

$$q_j(p) = \begin{cases} \frac{\exp(v_j - \alpha p_j)}{1 + \sum_{l \in \mathcal{J}} \exp(v_l - \alpha p_l)} N & \text{(MNL)} \\ \frac{v_j p_j^{-\sigma}}{1 + \sum_{l \in \mathcal{J}} v_l p_l^{1-\sigma}} Y & \text{(CES)} \end{cases}, \quad (3)$$

where N and α (resp. Y and σ) are the market size and price responsiveness parameters in the logit (resp. CES) model, respectively. In typical settings, N and Y represent the population size and the total budget of the representative consumer. I review [Nocke and Schutz \(2018\)](#)'s aggregative games framework in Appendix C.

2.2 Approximating Merger Welfare Effects

I approximate the impact of mergers on consumer surplus using the first-order approach à la [Jaffe and Weyl \(2013\)](#). Suppose firms A and B merge. The upward pricing pressure (UPP) of product

j is defined as

$$UPP_j \equiv \sum_{l \in \mathcal{J}_B} (p_l - c_l) D_{j \rightarrow l}, \quad (4)$$

where $D_{j \rightarrow l} \equiv -(\partial q_l / \partial p_j) / (\partial q_j / \partial p_j)$ is the quantity diversion ratio from product j to l . My results leverage Miller et al. (2017b), which shows that it is reasonable to use

$$\Delta p_j \approx UPP_j. \quad (5)$$

In other words, the upward pricing pressure of j is a good predictor of merger price effects Δp_j .³ I show the validity of (5) for logit/CES demand via Monte Carlo simulation in Appendix B.⁴ Following Jaffe and Weyl (2013), I use

$$\Delta CS \approx \sum_{j \in \mathcal{J}_A \cup \mathcal{J}_B} \Delta CS_j, \quad (6)$$

where $\Delta CS_j \approx -\Delta p_j \times q_j$; the first-order approach measures the welfare effects by summing product-specific welfare effects ΔCS_j that assumes a ceteris paribus change in p_j .

3 Consumer Surplus and HHI

3.1 Relationship between Consumer Surplus and HHI

The quantity-based and revenue-based HHIs are⁵

$$HHI \equiv \sum_{f \in \mathcal{F}} s_f^2, \quad (7)$$

$$HHI^R \equiv \sum_{f \in \mathcal{F}} (s_f^R)^2. \quad (8)$$

³Jaffe and Weyl (2013) show that upward pricing pressure can be translated into merger price effects as $\Delta p \approx \kappa \cdot UPP$, where κ is the merger pass-through matrix. (5) is useful because pass-through rates are usually difficult to estimate (Farrell and Shapiro, 2010; Jaffe and Weyl, 2013; Weyl and Fabinger, 2013; Miller et al., 2016, 2017b,a).

⁴I find that (5) works well under the logit case. In the CES case, however, upward pricing pressure tends to underpredict true merger price effects. Despite the bias, my approach modestly improves on Nocke and Schutz (2023) as shown below. Correcting for the downward bias improves my approach's performance even further.

⁵Note that I keep the range of (7) and (8) in $[0, 1]$; I do not multiply them by 100^2 .

Here, I use s_j as the quantity-based share of product j and $s_f = \sum_{j \in \mathcal{J}_f} s_j$ as the quantity share of firm f . Similarly, I use s_j^R and s_f^R as the revenue-based analogs. Under logit, $s_j = q_j/N$. Under CES, $s_j^R = p_j q_j/Y$.⁶ If firms A and B merge, the (naively computed) change in HHI is

$$\Delta HHI_{AB} \equiv 2s_A s_B \quad (9)$$

$$\Delta HHI_{AB}^R \equiv 2s_A^R s_B^R. \quad (10)$$

Note that (9) and (10) are evaluated at the pre-merger level; they do not capture the post-merger shifts in market shares. However, pre-merger shares are particularly relevant to the first-order approach, which uses pre-merger information to predict merger harm. The following proposition is the main result of this paper.

Proposition 1. *Suppose firms A and B merge, and there is no merger-specific synergy. The merger-induced change in consumer surplus is approximately*

$$\Delta CS \approx \begin{cases} -V_0^{MNL} \rho_1^{MNL} \rho_2^{MNL} \Delta HHI_{AB} & (MNL) \\ -V_0^{CES} \rho_1^{CES} \rho_2^{CES} \Delta HHI_{AB}^R & (CES) \end{cases}, \quad (11)$$

where

$$V_0 \equiv \begin{cases} \frac{N}{\alpha} & (MNL) \\ \frac{Y}{\sigma-1} & (CES) \end{cases}, \quad (12)$$

$$\rho_1 \equiv \begin{cases} \frac{1}{(1-s_A)(1-s_B)} & (MNL) \\ \frac{1}{\left(\frac{\sigma}{\sigma-1}-s_A^R\right)\left(\frac{\sigma}{\sigma-1}-s_B^R\right)} & (CES) \end{cases}, \quad (13)$$

$$\rho_2 \equiv \begin{cases} \frac{1}{2} \sum_{j \in \mathcal{J}_A} \frac{s_j/(1-s_j)}{s_A/(1-s_A)} + \frac{1}{2} \sum_{k \in \mathcal{J}_B} \frac{s_k/(1-s_k)}{s_B/(1-s_B)} & (MNL) \\ \frac{1}{2} \sum_{j \in \mathcal{J}_A} \frac{s_j^R/(\frac{\sigma}{\sigma-1}-s_j^R)}{s_A^R/(\frac{\sigma}{\sigma-1}-s_A^R)} + \frac{1}{2} \sum_{k \in \mathcal{J}_B} \frac{s_k^R/(\frac{\sigma}{\sigma-1}-s_k^R)}{s_B^R/(\frac{\sigma}{\sigma-1}-s_B^R)} & (CES) \end{cases}. \quad (14)$$

Proof. See Appendix A.1. □

Proposition 1 shows that ΔCS is proportional to ΔHHI , but the proportionality coefficient

⁶Note that the shares are calculated with the outside option. Shares excluding the outside option can be computed as $\tilde{s}_f = s_f/(1-s_0)$.

depends on (i) market size and price responsiveness parameter (term V_0), (ii) the *cross-firm* distribution of shares (term ρ_1), and (iii) the *within-firm* distribution of shares (term ρ_2) (if the merging firms own multiple products). The proposition also shows that the welfare effects of horizontal mergers are independent of the overall level of HHI, which is consistent with [Nocke and Whinston \(2022\)](#) and [Nocke and Schutz \(2023\)](#). I compare (11) to [Nocke and Schutz \(2023\)](#)'s results in Section 3.3. When merging firms are producers of single products, (11) boils down to

$$\Delta CS \approx \begin{cases} -\frac{N}{\alpha} \frac{1}{(1-s_j)(1-s_k)} \Delta HHI_{jk} & \text{(MNL)} \\ -\frac{Y}{\sigma-1} \frac{1}{(\frac{\sigma}{\sigma-1}-s_j^R)(\frac{\sigma}{\sigma-1}-s_k^R)} \Delta HHI_{jk}^R & \text{(CES)} \end{cases}, \quad (15)$$

where ΔHHI_{jk} is the change in HHI induced by the merger of products j and k . In Appendix E, I provide an additional result that relates merging firms' diversion ratios to consumer harm.

3.2 Comparative Statics

Two mergers with the same value of ΔHHI may have different proportionality coefficients due to the differences in the distribution of merging firms' shares. I analyze how the proportionality coefficient in (11) depends on the distribution of shares *across* and *within* firms.

3.2.1 Cross-Firm Scaling Factor

Proposition 2. *Consider the cross-firm scaling factor ρ_1 as defined in (13).⁷*

1. ρ_1 is increasing and convex in the merging firms' shares.
2. ρ_1 is increasing in the degree of asymmetry of merging firms' shares.
3. $\rho_1^{MNL} \rightarrow 1$ as $(s_A, s_B) \rightarrow (0, 0)$; $\rho_1^{CES} \rightarrow (\frac{\sigma-1}{\sigma})^2$ as $(s_A^R, s_B^R) \rightarrow (0, 0)$.

Proof. See Appendix A.2. □

Figure 1 uses a logit example to show that the values of ρ_1 may vary significantly even if ΔHHI is the same. Let

$$\mathcal{S}(c_0, \Delta_0) \equiv \{(s_A, s_B) : s_A + s_B \leq c_0, 2s_A s_B = \Delta_0\}. \quad (16)$$

⁷I assume the value of ΔHHI is fixed when evaluating Proposition 2.2.

be the feasible set of merging firms' shares given a pre-specified level of $\Delta\text{HHI} = \Delta_0$; I impose $s_A + s_B \leq c_0$ to prevent the shares from being too arbitrary.⁸ There is a set of ρ_1^{MNL} compatible with the shares in (16). Figure 1 plots the upper and lower bound of ρ_1^{MNL} given $c_0 = 0.9$. The figure shows that ρ_1 can vary widely depending on the configuration of merging firms' shares, especially when ΔHHI is small.

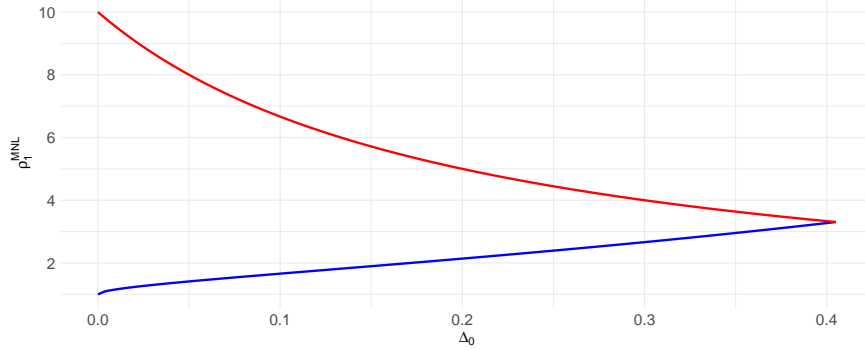


Figure 1: Upper and lower bound of ρ_1^{MNL} for $c_0 = 0.9$

3.2.2 Within-Firm Scaling Factor

Proposition 3. Consider the within-firm scaling factor ρ_2 in (14).⁹

1. ρ_2 is decreasing in merging firms' shares.
2. ρ_2 is decreasing in the number of products owned by the merging firms.
3. $\rho_2^{MNL} \rightarrow 1$ as $(s_A, s_B) \rightarrow (0, 0)$; $\rho_2^{CES} \rightarrow 1$ as $(s_A^R, s_B^R) \rightarrow (0, 0)$.

Proof. See Appendix A.3. □

Figure 2 shows how ρ_2 depends on the merging firms' shares and the number of products using a logit example. I take the total share of the merging firms as given and allocate equal shares to all of the merging firms' products.¹⁰ Figure 2 plots the values of ρ_2^{MNL} for different values of total

⁸Note that $\mathcal{S}(c_0, \Delta_0)$ is non-empty only if $c_0^2/2 \geq \Delta_0$. On an (s_A, s_B) plane, the level curve of $2s_A s_B = \Delta_0$ crosses the line $s_A + s_B = c_0$ only if $c_0^2/2 \geq \Delta_0$. It is straightforward to verify that ρ_1^{MNL} is minimized when $s_A = s_B = \sqrt{\Delta_0/2}$ and maximized when $s_A = \frac{1}{2}(c_0 - \sqrt{c_0^2 - 2\Delta_0})$ and $s_B = \frac{1}{2}(c_0 + \sqrt{c_0^2 - 2\Delta_0})$. The lower and upper bounds are $\underline{\rho}_1^{MNL} = \frac{1}{(1 - \sqrt{\Delta_0/2})^2}$ and $\bar{\rho}_1^{MNL} = \frac{2}{\Delta_0 - 2c_0 + 2}$.

⁹To derive Proposition 3, I assume that each product's share is a constant fraction of the firm-level share, i.e., $s_j = \lambda_j s_f$ for constant λ_j is a constant. I obtain Proposition 3.2 by examining ρ_2 when I partition the share of a single product for two products (e.g., $s_j = 0.1$ is partitioned to $s_{j_1} = 0.05$ and $s_{j_2} = 0.05$).

¹⁰Let s_M be the total share of the merging firms. Suppose each firm has equal market share $s_f = s_M/2$ for $f = A, B$. Next, assume that each firm owns k products with equal share so that $s_j = s_f/k$ for all $j \in \mathcal{J}_f$.

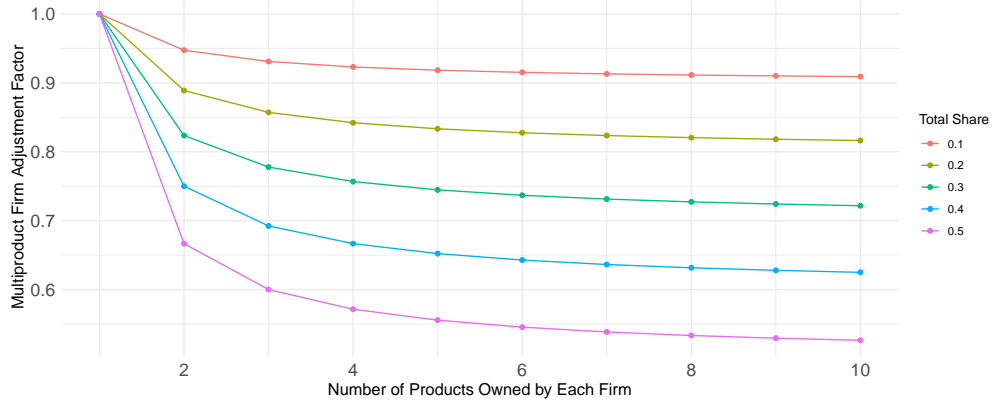


Figure 2: Multiproduct Firm Adjustment Factor

share and the number of products each firm owns. It shows that ρ_2 is decreasing in the merging firms' shares and the number of products they own. Thus, ρ_2 is more important when the merging firms have a larger presence in the market or own a larger number of products.

3.3 Comparison to [Nocke and Schutz \(2023\)](#)

[Nocke and Schutz \(2023\)](#) shows that, in the neighborhood of $s = 0$, the market power effect of the merger absent synergy is¹¹

$$\Delta CS \approx \begin{cases} -V_0^{MNL} \Delta HHI & \text{(MNL)} \\ -V_0^{CES} \frac{\sigma-1}{\sigma} \Delta HHI^R & \text{(CES)} \end{cases}. \quad (17)$$

In contrast to (11), the proportionality coefficient in (17) is independent of merging firms' shares. [Nocke and Schutz \(2023\)](#)'s characterization relies on second-order Taylor approximations taken around small market shares and monopolistic competition conduct. In contrast, I derive Proposition 1 by following the first-order approach argument and do not rely on a small share assumption.¹² Note that as $(s_A, s_B) \rightarrow (0, 0)$, $\rho_1^{MNL} \rightarrow 1$ and $\rho_2^{MNL} \rightarrow 1$; my approximation approaches that of [Nocke and Schutz \(2023\)](#)'s in the logit case. However, in the CES case, as $(s_A^R, s_B^R) \rightarrow (0, 0)$, $\rho_1^{CES} \rightarrow (\frac{\sigma-1}{\sigma})^2$, $\rho_2^{CES} \rightarrow 1$, which is slightly different from [Nocke and Schutz \(2023\)](#)'s.

Monte Carlo experiments suggest that Proposition 1 provides an improvement over [Nocke and](#)

¹¹See [Nocke and Schutz \(2023\)](#) Proposition 8.

¹²However, the errors from (5) may carry over.

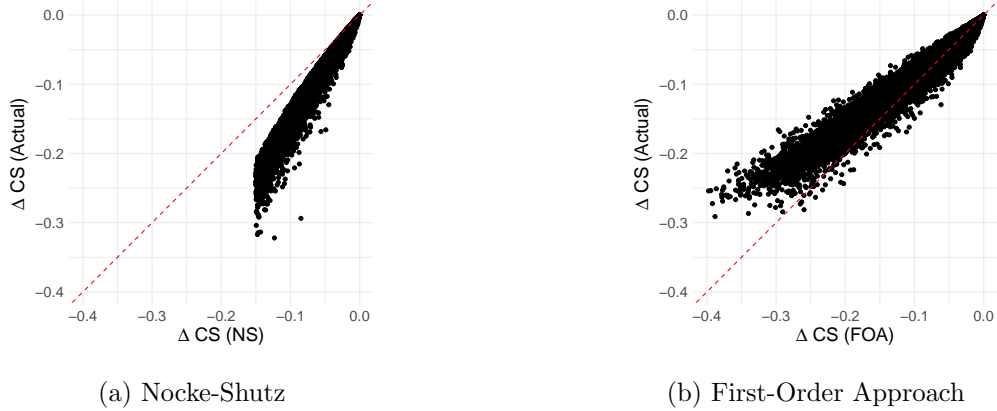


Figure 3: Logit

Schutz (2023)’s approximation.¹³ Figure 3 compares the performance of Nocke and Schutz (2023)’s approach (17) and my approach (11) in the logit case. The figure shows Nocke and Schutz (2023)’s approach generally underestimates the welfare effects. My approach approximates the actual change in consumer surplus better on average, but it can have a larger variance and overestimate the welfare effects when the actual change in consumer surplus is large.

Figure 4 reports a similar result for the CES case. Note that, in the CES case, upward pricing pressure tends to be quite conservative (see Appendix B). Correcting for the downward bias of upward pricing pressure in predicting merger price effects improves the fit further (the points become more concentrated around the 45-degree line). Yet, even without the correction, the figure shows an improvement over Nocke and Schutz (2023)’s approach.

4 Conclusion

In this paper, I have provided simple formulae for relating the change in HHI to the consumer welfare effects of mergers in multi-product firm oligopoly models with differentiated products. Using a first-order approach argument, I have shown that merger-induced changes in consumer surplus are proportional to the changes in HHI, but the proportionality coefficient depends on the market size, price responsiveness parameter, and the distribution of merging firms’ shares. Thus, this paper informs the ways in which concentration-based inference relates to unilateral effects

¹³I assume there are six single-product firms. I randomly draw shares and margin of firm 1 and calibrate the parameters. I then simulate a merger between firms 1 and 2. I explain the details of Monte Carlo experiment in Appendix D.

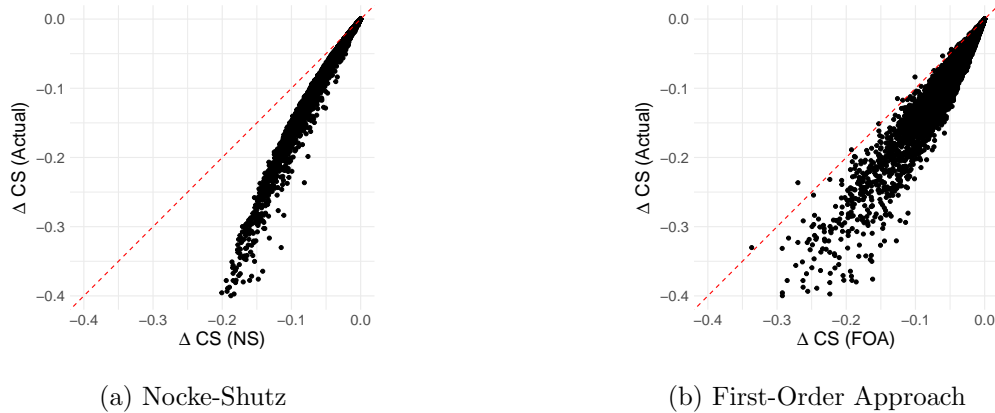


Figure 4: CES

evaluation.

References

- Ashenfelter, O. C., Hosken, D. S., and Weinberg, M. C. (2015). Efficiencies brewed: pricing and consolidation in the us beer industry. *The RAND Journal of Economics*, 46(2):328–361.
- Caradonna, P., Miller, N., and Sheu, G. (2024). Mergers, entry, and consumer welfare. *Georgetown McDonough School of Business Research Paper*, (3537135).
- Farrell, J. and Shapiro, C. (2010). Antitrust evaluation of horizontal mergers: An economic alternative to market definition. *The BE Journal of Theoretical Economics*, 10(1):1–41.
- Froeb, L. M. and Werden, G. J. (1998). A robust test for consumer welfare enhancing mergers among sellers of a homogeneous product. *Economics Letters*, 58(3):367–369.
- Jaffe, S. and Weyl, E. G. (2013). The first-order approach to merger analysis. *American Economic Journal: Microeconomics*, 5(4):188–218.
- Koh, P. (2024). Merger analysis with latent price. *arXiv preprint arXiv:2404.07684*.
- Miller, N. H., Osborne, M., and Sheu, G. (2017a). Pass-through in a concentrated industry: empirical evidence and regulatory implications. *The RAND Journal of Economics*, 48(1):69–93.
- Miller, N. H., Remer, M., Ryan, C., and Sheu, G. (2016). Pass-through and the prediction of merger price effects. *The Journal of Industrial Economics*, 64(4):683–709.
- Miller, N. H., Remer, M., Ryan, C., and Sheu, G. (2017b). Upward pricing pressure as a predictor of merger price effects. *International Journal of Industrial Organization*, 52:216–247.
- Miller, N. H. and Sheu, G. (2021). Quantitative methods for evaluating the unilateral effects of mergers. *Review of Industrial Organization*, 58:143–177.
- Nocke, V. and Schutz, N. (2018). Multiproduct-firm oligopoly: An aggregative games approach. *Econometrica*, 86(2):523–557.

- Nocke, V. and Schutz, N. (2023). An aggregative games approach to merger analysis in multiproduct-firm oligopoly. Technical report.
- Nocke, V. and Whinston, M. D. (2022). Concentration thresholds for horizontal mergers. *American Economic Review*, 112(6):1915–1948.
- Shapiro, C. (2010). The 2010 horizontal merger guidelines: From hedgehog to fox in forty years. *Antitrust LJ*, 77:49.
- Spiegel, Y. (2021). The herfindahl-hirschman index and the distribution of social surplus. *The Journal of Industrial Economics*, 69(3):561–594.
- Valletti, T. and Zenger, H. (2021). Mergers with differentiated products: Where do we stand? *Review of Industrial Organization*, 58:179–212.
- Weyl, E. G. and Fabinger, M. (2013). Pass-through as an economic tool: Principles of incidence under imperfect competition. *Journal of political economy*, 121(3):528–583.

A Proofs

A.1 Proof of Proposition 1

Before proceeding to the proof, I show how absolute (resp. relative) margins relate to firms’ shares in the logit (resp. CES) case. In [Nocke and Schutz \(2018\)](#), the authors define the “ ι -markups” as

$$\mu_f \equiv \begin{cases} \alpha(p_j - c_j), & \forall j \in \mathcal{J}_f \quad (\text{MNL}) \\ \sigma \frac{p_j - c_j}{p_j}, & \forall j \in \mathcal{J}_f \quad (\text{CES}) \end{cases}. \quad (18)$$

The ι -markups use the fact that with logit (resp. CES) demand, firms charge constant absolute (relative) margins across their products. [Nocke and Schutz \(2023\)](#) equation (5) shows that

$$\mu_f = \frac{1}{1 - \alpha^* s_f} \quad (19)$$

holds in equilibrium, where $\alpha^* = 1$ under logit and $\alpha^* = \frac{\sigma-1}{\sigma}$ under CES. Combining (18) and (19) implies

$$p_j - c_j = \frac{1}{\alpha(1 - s_f)}, \quad \forall j \in \mathcal{J}_f \quad (20)$$

in the case of logit, and

$$m_j = \frac{1}{1 + (1 - s_f^R)(\sigma - 1)}, \quad \forall j \in \mathcal{J}_f \quad (21)$$

in the case of CES.

A.1.1 Logit

Proof. Under logit demand, quantity diversion ratio is $D_{j \rightarrow k} = \frac{s_k}{1-s_j}$ and firms' absolute margins satisfy (20). Then I can write the upward pricing pressure of product $j \in \mathcal{J}_A$ as

$$\begin{aligned} UPP_j &= \sum_{k \in \mathcal{J}_B} (p_k - c_k) D_{j \rightarrow k} \\ &= \sum_{k \in \mathcal{J}_B} \frac{1}{\alpha(1-s_B)} \frac{s_k}{1-s_j} \\ &= \frac{s_B}{\alpha(1-s_B)(1-s_j)}. \end{aligned}$$

Next, using $\Delta CS_j \approx -\Delta p_j q_j$, $\Delta p_j \approx UPP_j$, and $q_j = s_j N$,

$$\begin{aligned} \Delta CS_j &\approx -\frac{s_B s_j N}{\alpha(1-s_B)(1-s_j)} \\ &= -\left(\frac{N}{\alpha}\right) \left(\frac{s_j}{s_A}\right) \left(\frac{1-s_A}{1-s_j}\right) \frac{s_A s_B}{(1-s_A)(1-s_B)}. \end{aligned}$$

Then, using $\Delta CS_A = \sum_{j \in \mathcal{J}_A} \Delta CS_j$,

$$\Delta CS_A = -\left(\frac{N}{\alpha}\right) \left(\frac{s_A s_B}{(1-s_A)(1-s_B)}\right) \left(\sum_{j \in \mathcal{J}_A} \frac{s_j/(1-s_j)}{s_A/(1-s_A)}\right).$$

Finally, using $\Delta CS = \Delta CS_A + \Delta CS_B$ and $\Delta H_{AB} = 2s_A s_B$,

$$\begin{aligned} \Delta CS &= -\left(\frac{N}{\alpha}\right) \left(\frac{s_A s_B}{(1-s_A)(1-s_B)}\right) \left(\sum_{j \in \mathcal{J}_A} \frac{s_j/(1-s_j)}{s_A/(1-s_A)} + \sum_{k \in \mathcal{J}_B} \frac{s_k/(1-s_k)}{s_B/(1-s_B)}\right) \\ &= -\left(\frac{N}{\alpha}\right) \left(\frac{\Delta H_{AB}}{(1-s_A)(1-s_B)}\right) \left(\frac{1}{2} \sum_{j \in \mathcal{J}_A} \frac{s_j/(1-s_j)}{s_A/(1-s_A)} + \frac{1}{2} \sum_{k \in \mathcal{J}_B} \frac{s_k/(1-s_k)}{s_B/(1-s_B)}\right) \end{aligned}$$

□

A.1.2 CES

Proof. Under a CES preference assumption, upward pricing pressure has a close relationship with *revenue diversion ratios*, defined as $D_{j \rightarrow l}^R \equiv -(\partial R_l / \partial p_j) / (\partial R_j / \partial p_j)$. Koh (2024) shows that for $j \neq k$,

$$(1 + \epsilon_{jj}^{-1}) D_{j \rightarrow k}^R = D_{j \rightarrow k} \frac{p_k}{p_j}, \quad (22)$$

where $\epsilon_{jj} = (\partial q_j / \partial p_j) / (q_j / p_j)$ is product j 's own-price elasticity of demand. Plugging in (22) into the GUPPI ($GUPPI_j \equiv UPP_j / p_j$) equation gives

$$GUPPI_j = (1 + \epsilon_{jj}^{-1}) \sum_{l \in \mathcal{J}_B} m_l D_{j \rightarrow l}^R. \quad (23)$$

Then $\Delta CS_j \approx GUPPI_j \times R_j$. Under CES demand, the revenue diversion ratio is $D_{j \rightarrow l}^R = \frac{s_l^R}{1 - s_j^R}$ (Koh, 2024; Caradonna et al., 2024) and the relative margins satisfy (21). Using the fact that

$$R_j = \frac{v_j p_j^{1-\sigma}}{1 + \sum_{l \in \mathcal{J}} v_l p_l^{1-\sigma}} Y,$$

we can also show that the own-price elasticity of revenue is $\epsilon_{jj}^R = \frac{\partial s_j^R}{\partial p_j} \frac{p_j}{s_j^R} = -(1 - s_j^R)(\sigma - 1)$. Then, since $\epsilon_{jj}^R = \epsilon_{jj} + 1$ (Koh, 2024), we have

$$1 + \epsilon_{jj}^{-1} = \frac{\epsilon_{jj}^R}{\epsilon_{jj}^R - 1} = \frac{(1 - s_j^R)(\sigma - 1)}{1 + (1 - s_j^R)(\sigma - 1)}.$$

First, the GUPPI is

$$\begin{aligned} GUPPI_j &= (1 + \epsilon_{jj}^{-1}) \sum_{k \in \mathcal{J}_B} m_k D_{j \rightarrow k}^R \\ &= \left(\frac{(1 - s_j^R)(\sigma - 1)}{1 + (1 - s_j^R)(\sigma - 1)} \right) \sum_{k \in \mathcal{J}_B} \frac{1}{1 + (1 - s_B^R)(\sigma - 1)} \frac{s_k^R}{1 - s_j^R} \\ &= \frac{(\sigma - 1) s_B^R}{(1 + (1 - s_j^R)(\sigma - 1))(1 + (1 - s_B^R)(\sigma - 1))} \end{aligned}$$

Next, using $\Delta CS_j \approx GUPPI_j \times R_j$ and $R_j = s_j^R Y$,

$$\Delta CS_j \approx \frac{(\sigma - 1)s_B^R s_j^R Y}{(1 + (1 - s_j^R)(\sigma - 1))(1 + (1 - s_B^R)(\sigma - 1))}$$

Next, using $\Delta CS_A = \sum_{j \in \mathcal{J}_A} CS_j$,

$$\Delta CS_A \approx \frac{(\sigma - 1)s_A^R s_B^R Y}{(1 + (1 - s_A^R)(\sigma - 1))(1 + (1 - s_B^R)(\sigma - 1))} \sum_{j \in \mathcal{J}_A} \frac{\frac{s_j^R}{1 + (1 - s_j^R)(\sigma - 1)}}{\frac{s_A^R}{1 + (1 - s_A^R)(\sigma - 1)}}$$

Thus, using $\Delta CS = \Delta CS_A + \Delta CS_B$,

$$\begin{aligned} \Delta CS &= \frac{(\sigma - 1)\Delta H_{AB}^R Y}{(1 + (1 - s_A^R)(\sigma - 1))(1 + (1 - s_B^R)(\sigma - 1))} \left(\frac{1}{2} \sum_{j \in \mathcal{J}_A} \frac{\frac{s_j^R}{1 + (1 - s_j^R)(\sigma - 1)}}{\frac{s_A^R}{1 + (1 - s_A^R)(\sigma - 1)}} + \frac{1}{2} \sum_{k \in \mathcal{J}_B} \frac{\frac{s_k^R}{1 + (1 - s_k^R)(\sigma - 1)}}{\frac{s_B^R}{1 + (1 - s_B^R)(\sigma - 1)}} \right) \\ &= \left(\frac{Y}{\sigma - 1} \right) \left(\frac{1}{1 - s_A^R + \frac{1}{\sigma - 1}} \right) \left(\frac{1}{1 - s_B^R + \frac{1}{\sigma - 1}} \right) \Delta H_{AB}^R \left(\frac{1}{2} \sum_{j \in \mathcal{J}_A} \frac{\frac{s_j^R}{\frac{1}{\sigma - 1} + (1 - s_j^R)}}{\frac{s_A^R}{\frac{1}{\sigma - 1} + (1 - s_A^R)}} + \frac{1}{2} \sum_{k \in \mathcal{J}_B} \frac{\frac{s_k^R}{\frac{1}{\sigma - 1} + (1 - s_k^R)}}{\frac{s_B^R}{\frac{1}{\sigma - 1} + (1 - s_B^R)}} \right) \end{aligned}$$

Using $1 + \frac{1}{\sigma - 1} = \frac{\sigma}{\sigma - 1}$ gives the desired expression. \square

A.2 Proof of Proposition 2

A.2.1 Proof of Proposition 2.1

Proof. The positive monotonicity of ρ_1 with respect to the merging firms' shares is clear. Verifying that $\rho_1(s_A, s_B) = \frac{1}{(q - s_A)(q - s_B)}$ ($q = 1$ if MNL and $q = \frac{\sigma}{\sigma - 1}$ if CES) is convex in (s_A, s_B) if $s_A < 1$ and $s_B < 1$ is also straightforward. \square

A.2.2 Proof of Proposition 2.2

Proof. Let ΔHHI be given so that the feasible set of (s_A, s_B) is defined by $2s_A s_B = \Delta HHI_{AB}$. By inspecting the level curves of $\rho_1 = \frac{1}{(q - s_A)(q - s_B)}$ on the (s_A, s_B) plane, it is straightforward to verify that it is minimized when s_A and s_B is symmetric and maximized when s_A and s_B are most asymmetric. \square

A.2.3 Proof of Proposition 2.3

Proof. This statement is straightforward from the definition of ρ_1^{MNL} and ρ_1^{CES} . \square

A.3 Proof of Proposition 3

A.3.1 Proof of Proposition 3.1

Proof. Let us rewrite ρ_2 as $\rho_2 = \frac{1}{2}g(\mathbf{s}_A) + \frac{1}{2}g(\mathbf{s}_B)$, where $\mathbf{s}_f = (s_j)_{j \in \mathcal{J}_f}$, $g(\mathbf{s}_f) \equiv \sum_{j \in \mathcal{J}_f} \frac{f(s_j)}{f(s_f)}$, and $f(x) \equiv x/(q-x)$ ($q = 1$ if MNL and $q = \frac{\sigma}{\sigma-1}$ if CES). Note that $f(x)$ is increasing and convex on $[0, 1]$. We can study the properties of ρ_2 by studying the behavior of g . Suppose $s_j = \lambda_j s_f$ for all $j \in \mathcal{J}_f$ where each $\lambda_j \in (0, 1)$ represents a constant fraction. We get

$$g(\mathbf{s}_f) = \sum_{j \in \mathcal{J}_f} \frac{\lambda_j(q - s_f)}{q - \lambda_j s_f}. \quad (24)$$

But the derivative of the above with respect to s_f is

$$\frac{\partial g}{\partial s_f} = \sum_{j \in \mathcal{J}_f} \frac{-\lambda_j(1 - \lambda_j)q}{(q - \lambda_j s_f)^2} < 0.$$

Thus, increasing either s_A or s_B decreases ρ_2 . \square

A.3.2 Proof of Proposition 3.2

Proof. Recall $f(x) = x/(q-x)$. $f(x)$ is increasing in x and convex. Then if $s_j = s_j^1 + s_j^2$, $f(s_j^1 + s_j^2) > f(s_j^1) + f(s_j^2)$. Note that the denominator $f(s_f)$ is constant. Thus, splitting s_j depresses $g(\mathbf{s})$. \square

A.3.3 Proof of Proposition 3.3

Proof. Driving $s_f \rightarrow 0$ in (24) gives $g(\mathbf{s}_f) \rightarrow 1$ in both the logit case and the CES case. It follows that $\rho_2 \rightarrow 1$ for both cases. \square

Online Appendix

B Accuracy of Upward Pricing Pressure

To characterize the relationship between mergers' consumer welfare effects and ΔHHI , I have assumed (4). I repeat the simulation exercise in Miller et al. (2017b) and examine whether (4) is reasonable.¹⁴ I describe the simulation procedure in Appendix D.

First, Figure 5 shows that upward pricing pressure accurately predicts merger price effects in the case of logit demand. The result is also consistent with Miller et al. (2017b).¹⁵ Second, Figure 6 shows the simulation results for CES demand. Figure 6-(a) shows that upward pricing pressure underpredicts merger price effects. Thus, using (4) generates conservative predictions for merger harm. Figure 6-(b) shows that multiplying the upward pricing pressure by a constant factor of two improves the fit.

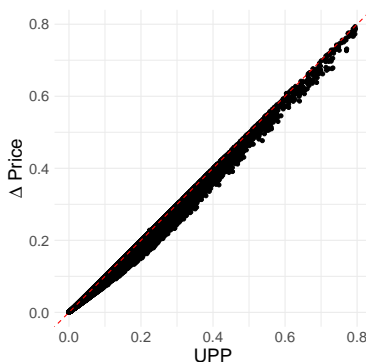


Figure 5: Accuracy of UPP (logit)

C Review of Aggregative Games Framework

I review Nocke and Schutz (2018)'s aggregative games framework, which I use as a framework for the simulation exercises described in the paper.

¹⁴Miller et al. (2017b) does not study the case of CES demand.

¹⁵See Miller et al. (2017b) Figure 2.

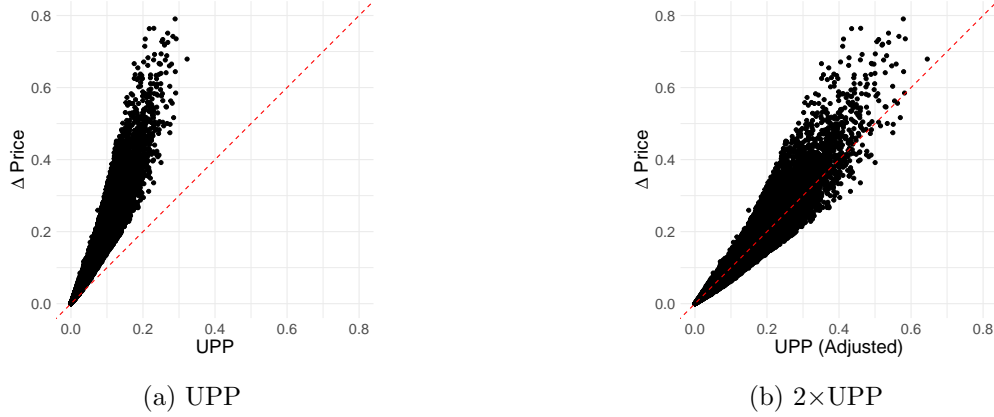


Figure 6: Accuracy of UPP (CES)

C.1 Model Primitives

I consider [Nocke and Schutz \(2018\)](#)'s aggregative games framework with CES/MNL demand.¹⁶ A multiproduct-firm oligopoly model is specified as a tuple

$$\langle \mathcal{J}, \mathcal{F}, (c_j)_{j \in \mathcal{J}}, y, V_0, H_0, (h_j)_{j \in \mathcal{J}} \rangle. \quad (25)$$

\mathcal{J} is a finite set of products; \mathcal{F} is a finite set of firms that form a partition over \mathcal{J} to represent product ownership; c_j is the marginal cost of producing product $j \in \mathcal{J}$; y is the representative consumer's income; $V_0 > 0$ is the market size parameter; $H_0 \geq 0$ is a baseline utility parameter¹⁷; finally, $h_j : \mathbb{R}_{++} \rightarrow \mathbb{R}$ is defined as

$$h_j(p_j) = \begin{cases} \exp(v_j - \alpha p_j) & \text{(MNL)} \\ v_j p_j^{1-\sigma} & \text{(CES)} \end{cases},$$

where $\alpha > 0$ and $\sigma > 1$ are the price responsiveness parameters that determine the price elasticities and the substitutability of products.

Model primitives in (25) determine consumer demand functions as follows. The representative consumer's quasilinear indirect utility function is $y + V(p)$, where $V(p) \equiv V_0 \log H(p)$ and $H(p) \equiv H_0 + \sum_{j \in \mathcal{J}} h_j(p_j)$. The function $V(p)$ measures consumer welfare at price p . [Nocke and Schutz](#)

¹⁶I also refer the readers to the appendix of [Caradonna et al. \(2024\)](#) for a practitioner's guide to the aggregation games framework of [Nocke and Schutz \(2018\)](#).

¹⁷ $\log H_0$ is interpreted as the value of the outside option. Typical empirical models set $H_0 = 1$.

(2018) refers to $H = H(p)$ as the industry (market) aggregator. Applying Roy's identity to the indirect utility function gives the demand function:

$$q_j(p) = V_0 \frac{-h'_j(p_j)}{H(p)}. \quad (26)$$

Demand functions in (3) are consistent with (26) if $H_0 = 1$ and V_0 is given by (12).

C.2 Equilibrium Characterization

Nocke and Schutz (2018) shows that type aggregation property of logit and CES demand systems can be used to summarize the equilibrium. The model primitives determine each firm's type as

$$T_f \equiv \begin{cases} \sum_{l \in \mathcal{J}_f} \exp(v_l - \alpha c_l) & \text{(MNL)} \\ \sum_{l \in \mathcal{J}_f} v_l c_l^{1-\sigma} & \text{(CES)} \end{cases}. \quad (27)$$

With these demand systems, each firm finds it optimal to apply the same markup to all of its products. To characterize the Bertrand equilibrium, it is convenient to define " ι -markups" as

$$\mu_f \equiv \begin{cases} \alpha(p_j - c_j) & \forall j \in \mathcal{J}_f \quad \text{(MNL)} \\ \sigma \frac{p_j - c_j}{p_j} & \forall j \in \mathcal{J}_f \quad \text{(CES)} \end{cases}. \quad (28)$$

The ι -markups are proportional to the actual markups, either in levels (MNL) or percentages (CES). The market aggregator H is defined as

$$H \equiv \begin{cases} 1 + \sum_{j \in \mathcal{J}} \exp(v_j - \alpha p_j) & \text{(MNL)} \\ 1 + \sum_{j \in \mathcal{J}} v_j p_j^{1-\sigma} & \text{(CES)} \end{cases}. \quad (29)$$

Nocke and Schutz (2018) shows that the Bertrand equilibrium can be characterized as $(\{\mu_f\}_{f \in \mathcal{F}}, \{s_f\}_{f \in \mathcal{F}}, H)$

satisfying the following system of equations:

$$1 = \begin{cases} \mu_f \left(1 - \frac{T_f}{H} \exp(-\mu_f)\right) & \text{(MNL)} \\ \mu_f \left(1 - \frac{\sigma-1}{\sigma} \frac{T_f}{H} \left(1 - \frac{\mu_f}{\sigma}\right)^{\sigma-1}\right) & \text{(CES)} \end{cases}, \quad \forall f \in \mathcal{F}, \quad (30)$$

$$s_f = \begin{cases} \frac{T_f}{H} \exp(-\mu_f) & \text{(MNL)} \\ \frac{T_f}{H} \left(1 - \frac{1}{\sigma} \mu_f\right)^{\sigma-1} & \text{(CES)} \end{cases}, \quad \forall f \in \mathcal{F}, \quad (31)$$

$$1 = \frac{1}{H} + \sum_{f \in \mathcal{F}} s_f. \quad (32)$$

A unique solution to this system of equations is guaranteed to exist. The equilibrium price of each product is determined by the equilibrium value of μ_f . Firm-level profits can be expressed as

$$\Pi_f = V_0(\mu_f - 1). \quad (33)$$

The consumer surplus is determined by the value of the market aggregator:

$$CS(H) = V_0 \log(H). \quad (34)$$

D Simulation

I follow the simulation steps in [Miller et al. \(2017b\)](#) with a slight modification. The overall steps are described as follows.

1. Set $k = 6$ as the number of firms. Assume all pre-merger prices are equal to one.¹⁸ Draw a random length- $(k + 1)$ vector of shares from the Dirichlet distribution with parameter $\theta = (1, \dots, 1) \in \mathbb{R}^7$. The shares represent quantity shares in the case of MNL and revenue shares in the case of CES. Note that outside option is included. Draw relative margin m_1 from the uniform distribution with support $[0.3, 0.6]$. I assume all firms' pre-merger prices are equal to 1.
2. Using the observed shares and margin of firm 1, identify (calibrate) the price responsiveness

¹⁸Setting all pre-merger prices to one allows us to equate the absolute change and the relative change in price.

parameter (α for MNL and σ for CES) and the pre-merger values of $\{\mu_f\}_{f \in \mathcal{F}}$, $\{T_f\}_{f \in \mathcal{F}}$, and H as follows. (See Caradonna et al. (2024) for derivations.)

- In the MNL case, I use

$$H \leftarrow \frac{1}{1 - \sum_{f \in \mathcal{F}} s_f} \quad (35)$$

$$\mu_f \leftarrow \frac{1}{1 - s_f}, \quad \forall f \in \mathcal{F} \quad (36)$$

$$T_f \leftarrow H s_f \exp\left(\frac{1}{1 - s_f}\right), \quad \forall f \in \mathcal{F} \quad (37)$$

$$\alpha \leftarrow \mu_1 / (p_1 - c_1) = \mu_1 / m_1 \quad (38)$$

- In the CES case, I use

$$H \leftarrow \frac{1}{1 - \sum_{f \in \mathcal{F}} s_f^R} \quad (39)$$

$$\sigma \leftarrow \left(\frac{1}{m_1} - 1\right) \left(\frac{1}{1 - s_1^R}\right) + 1 \quad (40)$$

$$\mu_f \leftarrow \frac{1}{1 - \frac{\sigma-1}{\sigma} s_f^R}, \quad \forall f \in \mathcal{F} \quad (41)$$

$$T_f \leftarrow s_f^R H \left(1 - \frac{\mu_f}{\sigma}\right)^{1-\sigma}, \quad \forall f \in \mathcal{F} \quad (42)$$

I also compute the upward pricing pressure using pre-merger values of margins and shares.

3. I assume Firms 1 and 2 merge without synergy. Let $T_M \equiv T_1 + T_2$ be the type of the merged firm. I solve for the post-merger equilibrium using the system of equations described in Appendix C.
4. Using the pre-merger and post-merger equilibrium values, I calculate the actual price increases and changes in consumer surplus. The change in consumer surplus is calculated after normalizing $V_0 = 1$ in both logit and CES cases.
5. I repeat the above 50,000 times. I discard observations that fail to find the post-merger equilibrium due to numerical issues.¹⁹

¹⁹Although using multiple starting points can improve the chance of convergence, I instead chose to increase the number of simulation experiments.

E Using Diversion Ratios to Predict Welfare Effects

I note that Proposition 1 can be cast in terms of diversion ratios as follows.

Corollary 1 (Welfare effects and diversion ratios). *For $f, g \in \mathcal{F}$, let $D_{f \rightarrow g} \equiv \frac{s_g}{1-s_f}$ and $\tilde{D}_{f \rightarrow g}^R \equiv \frac{s_g^R}{\frac{\sigma}{\sigma-1}-s_f^R}$. Then*

$$\Delta CS \approx \begin{cases} -2V_0^{MNL} \rho_2^{MNL} D_{A \rightarrow B} D_{B \rightarrow A} & (MNL) \\ -2V_0^{CES} \rho_2^{CES} \tilde{D}_{A \rightarrow B}^R \tilde{D}_{B \rightarrow A}^R & (CES) \end{cases} \quad (43)$$

$\tilde{D}_{f \rightarrow g}^R$ is the adjusted revenue diversion ratios ($\tilde{D}_{f \rightarrow g}^R < D_{f \rightarrow g}^R$). Corollary 1 says the welfare effects of a merger on consumer surplus are the product of the merging firms' "firm-level" diversion ratios to each other, multiplied by twice the scaling factors V_0 and ρ_2 . In the single-product firms case, (43) reduces to

$$\Delta CS \approx \begin{cases} -2V_0^{MNL} D_{j \rightarrow k} D_{k \rightarrow j} & (MNL) \\ -2V_0^{CES} \tilde{D}_{j \rightarrow k}^R \tilde{D}_{k \rightarrow j}^R & (CES) \end{cases} . \quad (44)$$