

Existence of weak solutions for a volume-filling model of cell invasion into extracellular matrix

Rebecca M. Crossley* Jan-Frederik Pietschmann^{†,‡} Markus Schmidtchen[§]

July 18, 2024

Abstract

We study the existence of weak solutions for a model of cell invasion into the extracellular matrix (ECM), which consists of a non-linear partial differential equation for the density of cells, coupled with an ordinary differential equation (ODE) describing the ECM density. The model contains cross-species density-dependent diffusion and proliferation terms that capture the role of the ECM in providing structural support for the cells during invasion while also preventing growth via volume-filling effects. The occurrence of cross-diffusion terms is a common theme in the system of interacting species with excluded-volume interactions. Furthermore, the model includes ECM degradation by the cells. We present an existence result for weak solutions which is based on carefully exploiting the partial gradient flow structure of the problem which allows us to overcome the non-regularising nature of the ODE involved. In addition, we present simulations based on a finite difference scheme that illustrate that the system exhibits travelling wave solutions, and we investigate numerically the asymptotic behaviour as the ECM degradation rate tends to infinity.

1 Introduction

The aim of this work is to analyse a model for cell migration into the extracellular matrix (ECM) that consists of a system including a non-linear, degenerate parabolic, partial differential equation (PDE) for the density of cells, coupled to an ordinary differential equation (ODE) (yet for every point in space) for the ECM.

Collective cell migration is an important biological phenomenon, ubiquitous to early development, tissue engineering and cancer growth. Mathematical models for population dynamics are often implemented to understand how the number of individuals within at least one population evolves in time. Models for these phenomena often also consider the impacts and influences of various environmental features, such as the availability of nutrients, surrounding oxygen levels, or physical structures such as the ECM [20, 37, 15, 29, 30, 10, 12].

The ECM is an intricate, dynamic network of molecules including elastin, collagen and laminin, amongst others, that varies in structure depending on its location. The molecules within the ECM are

*Mathematical Institute, University of Oxford, Oxford OX2 6GG, UK. (rebecca.crossley@maths.ox.ac.uk).

[†]Institute of Mathematics, Universität Augsburg, Institut für Mathematik, Universitätsstraße 12a, 86159 Augsburg, Germany. (jan-f.pietschmann@uni-a.de).

[‡]Centre for Advanced Analytics and Predictive Sciences (CAAPS), University of Augsburg, Universitätsstr. 12a, 86159 Augsburg, Germany.

[§]Institute of Scientific Computing, Technische Universität Dresden, Zellescher Weg 25, 01069 Dresden, Germany. (markus.schmidtchen@tu-dresden.de).

meticulously organised into a complex meshwork that plays an important role in providing structural integrity and repair of tissues, as well as providing structural and biochemical support to cells during migration [31]. One important mechanism of cell-ECM feedback is the degradation of elements of the ECM by surrounding cells through the use of matrix-degrading enzymes, such as membrane-bound and diffusive matrix metalloproteinases [42]. Matrix-degrading enzymes target specific components of the ECM, such as the collagen fibers, to degrade them, which in turn increases the space available for cells to move into during migration [34, 4, 24].

There are a variety of mathematical approaches available for studying the dynamics of cells and the ECM during collective cell migration, that are detailed in [12]. However, the specific focus of this work is the following system of differential equations that was derived and non-dimensionalised in [13] to describe the evolution of a cell density, u , and the ECM, m , respectively, at a location $x \in \Omega \subset \mathbb{R}^d$, open and bounded, as well as $t \in (0, \infty)$:

$$\frac{\partial u}{\partial t} = \nabla \cdot \left[(1 - u - m) \nabla u + u \nabla (u + m) \right] + u(1 - u - m), \quad (1a)$$

$$\frac{\partial m}{\partial t} = -\lambda m u. \quad (1b)$$

The system (1) is equipped with initial data assumed to verify

$$u(x, 0) = u_{\text{in}}(x), \quad \text{and} \quad m(x, 0) = m_{\text{in}}(x),$$

where $u_{\text{in}}, m_{\text{in}} \in L^2(\Omega)$ satisfy $0 \leq u_{\text{in}}, m_{\text{in}}$ and $u_{\text{in}} + m_{\text{in}} \leq 1$. We have chosen to constrain the total mass above by one, in line with the non-dimensional carrying capacity of this model. Furthermore, we prescribe no-flux boundary conditions for the cell density, *i.e.*,

$$\left[(1 - u - m) \nabla u + u \nabla (u + m) \right] \cdot \mathbf{n} = 0 \quad \text{on} \quad \partial\Omega,$$

where \mathbf{n} denotes the outward normal vector on the boundary $\partial\Omega$, as we assume that cells are confined to Ω .

This model follows simplifying assumptions, which are set out below and verified experimentally in [35], that state that the timescale over which ECM degradation occurs is far larger than the timescale over which the matrix-degrading enzymes decay, so we can model that cells directly degrade the ECM via their membrane-bound matrix-degrading enzymes only. As such, Eq. (1b) contains only one term that describes the non-dimensionalised degradation rate of ECM by surrounding cells as $\lambda \in \mathbb{R}^+$, which largely impacts the speed and structure of travelling wave type solutions observed in this model.

Eq. (1a) is a reaction-diffusion type PDE that relates closely to the Fisher-Kolmogorov-Petrovsky-Piskunov (Fisher-KPP) equation [19, 25], which is well-studied in a variety of contexts, including population models in mathematical biology [32]. The first term on the right-hand side of Eq. (1a) describes the movement of cells down the gradient of the cell density, where movement is prevented by the presence of surrounding cells and ECM. The second term models motion of the cells down the gradient of the total density of cells and ECM, $u + m$, and takes the form of an advective term. Diffusion-advection-reaction differential equations with linear diffusion are well-studied in a variety of contexts, see, for example, [36, 39]. It is a result of the volume filling assumptions in the underlying individual based model that ensures that the corresponding continuum model includes two flux terms that describe motility [5, 28, 9, 16, 1, 2]. This is because the volume exclusion processes included

prevent cell growth and motility in regions of space with higher density of cells and ECM. From a mathematical perspective, we are therefore dealing with a cross-diffusion type of model. The final term on the right hand side of Eq. (1a) captures cell proliferation, which, due to volume-filling effects, is also reduced by the presence of surrounding cells and ECM.

The mathematical analysis of multi-species cross-diffusion models is challenging as, on the one hand, due to the solution-dependent mobilities, such systems are often only degenerate parabolic, as in the current context, which impedes the usual regularising effects. On the other hand, the coupling of several equations prevents the use of maximum principles to obtain L^∞ -bounds. This is particularly important for systems that involve volume exclusion processes, as in this case, since the upper bound on the densities is a central modelling assumption.

One, by now established, approach to overcome these difficulties is the so-called boundedness by entropy methods [6, 23] that can be applied if the system is (formally) an Otto-Wasserstein gradient flow [33, 22]. The basic idea is to transform the system into entropy variables, defined as variational derivatives of the entropy functional with respect to the unknown densities. Then, in many practically relevant cases, it turns out that the mapping between these and the original variables automatically enforces the desired bounds. This technique has, in different variants, been successfully applied in, for example, [8, 43, 17].

Another issue which is specific to the system of equations studied in this work is the fact that Eq. (1b), merely being an ODE, does not contain any diffusive terms and thus, no regularising effect for m can be expected. A similar coupling of PDEs and an ODE was previously analysed in the context of chemotaxis, see, for example, [26, 41, 11]. Most importantly in our situation, the coupling also implies that we are not dealing with a formal Otto-Wasserstein gradient flow. A similar situation, yet for a model of tumour growth, was encountered in [7].

As a consequence, the main difficulty in studying the aforementioned system stems from the fact that it cannot be cast into a gradient flow framework. Indeed, we first observe that the form of the flux inside the divergence in Eq. (1a) is exactly the same as for the volume filling model analysed in [6]. The entropy functional that the authors used in their work, yet without self-diffusion for m , reads as

$$\mathcal{E}(u, m) = \int_{\Omega} u(\log(u) - 1) + (1 - \rho)(\log(1 - \rho) - 1) dx, \quad (2)$$

with $\rho(x, t) := u(x, t) + m(x, t)$. This allows us to rewrite Eq. (1a) in the form

$$\frac{\partial u}{\partial t} = \nabla \cdot \left[u(1 - \rho) \nabla \frac{\delta \mathcal{E}}{\delta u} \right] + u(1 - \rho).$$

A first observation is then that the reaction term does not appear in the form of a variation of the entropy functional. What is more, it is impossible to rewrite Eq. (1b) as formal gradient flow involving $\delta \mathcal{E} / \delta m$.

Thus, the system as a whole is not a gradient flow due to the coupling of the cell density equation with the equation for the ECM. Hence, its analytical treatment requires a more intricate study. In particular, we do not expect the entropy (Eq. (2)) to act as a Lyapunov functional. Nevertheless, we can show that it grows at most linearly in time. Then, we are able to extract regularity information from its dissipation which provides adequate compactness to establish the existence of solutions to the system. These estimates are made rigorous by means of a time-discretisation and regularisation procedure.

The cornerstone of this analysis is the observation that there is a regularising effect for the ECM

equation despite it only being an ODE. Albeit not being a gradient flow, from the dissipation we obtain an estimate of the form

$$\|\nabla u\|_{L^2(t_{n-1}, t_n; L^2(\Omega))}^2 - \|\nabla m\|_{L^2(t_{n-1}, t_n; L^2(\Omega))}^2 \leq C,$$

in conjunction with the conditional regularising effect for the ECM density, *i.e.*,

$$\|\nabla m\|_{L^\infty(t_{n-1}, t_n; L^2(\Omega))}^2 \leq 2^n \|\nabla m_0\|_{L^2(\Omega)}^2 + 2\lambda^2 \Delta t \sum_{i=1}^n 2^{n-i} \|\nabla u\|_{L^2(t_{n-1}, t_n; L^2(\Omega))}^2,$$

on any time interval $[t_n, t_{n+1}]$ of length $\Delta t > 0$. It requires a fine study to combine both estimates in a suitable way that allows extension to the whole time interval $[0, T]$.

1.1 Statement of the main theorem and structure of the paper

Before presenting the main result of this work, let us introduce our notion of a weak solution.

Definition 1.1 (Weak solution). *For given initial data $(u_0, m_0) \in L^2(\Omega) \times H^1(\Omega)$ with $0 \leq m_0, u_0$ such that $u_0 + m_0 \leq 1$ a.e. in Ω , we call (u, m) a weak solution to Eqs. (1), if $u, m \in L^2(0, T; H^1(\Omega))$ such that $\partial_t u \in L^2(0, T; (H^1(\Omega))')$ and $\partial_t m \in L^2(0, T; L^2(\Omega))$, and if, for any $\varphi \in H^1(\Omega)$, there holds*

$$\int_0^T \int_\Omega \partial_t u \varphi \, dx dt + \int_0^T \int_\Omega [(1 - u - m) \nabla u + u \nabla(u + m)] \cdot \nabla \varphi \, dx dt = \int_0^T \int_\Omega u(1 - u - m) \varphi \, dx dt,$$

and $u(\cdot, 0) = u_0$ as well as

$$\frac{\partial m}{\partial t} = -\lambda m u,$$

for almost every $x \in \Omega$ and $t \in [0, T]$, as well as $m(\cdot, 0) = m_0$.

Pursuing the strategy outlined above, we are able to prove the following existence result.

Theorem 1.2 (Existence). *Given $(u_0, m_0) \in L^2(\Omega) \times H^1(\Omega)$ such that $0 \leq m_0, u_0$ and $u_0 + m_0 \leq 1$ a.e. in Ω , there exists a weak solution $(u, m) \in (L^2(0, T; H^1(\Omega)))^2$ to system (1) in the sense of Definition 1.1, which also satisfies the box constraints*

$$0 \leq u, m \text{ and } u + m \leq 1 \text{ a.e. in } \Omega \times (0, T).$$

In addition, there exist non-negative constants C_u and C_m , depending on Ω and T , only, s.t.

$$\|\nabla u\|_{L^2(0, T; L^2(\Omega))}^2 \leq C_u, \quad \text{and} \quad \|\nabla m\|_{L^2(0, T; L^2(\Omega))}^2 \leq C_m. \quad (3)$$

The rest of the paper is organised as follows. Section 2 is devoted to the proof of Theorem 1.2 and subdivided into the construction of the time-discrete, regularised approximation (Section 2.1), the rigorous derivation of a-priori estimates (Section 2.2) and finally, the passage to the limit to recover a weak solution (Section 2.3).

In Section 3, we then provide numerical examples of the travelling wave solutions that are exhibited in the system (1) and investigate the limiting behaviour as $\lambda \rightarrow \infty$.

2 Proof of the main theorem

The first step of our proof consists of constructing a time discrete, regularised (both in the equations and the initial datum for the ECM equation) approximation to the system (1), which is, however, still non-linear. Therefore, we have to show the existence of iterates for this scheme by means of a fixed point argument. It turns out that a regularisation of the initial datum m_{in} results in solutions satisfying the box constraints strictly. This allows us to obtain a time-discrete, yet rigorous, version of the entropy–entropy-dissipation inequality. Thus, using a careful construction to mitigate the lack of regularity in m , we eventually obtain bounds that are sufficient to pass to the limit and obtain the desired weak solution. Throughout our analysis we will use the letter C to denote constants that may change from line to line.

2.1 Time discretisation and regularisation

Let $N \in \mathbb{N}$, and discretise time such that $(0, T]$ has sub-intervals of the form

$$(0, T] = \bigcup_{k=1}^N ((k-1)\tau, k\tau],$$

where $\tau = \frac{T}{N}$. We write the recursive sequence

$$\frac{u_k - u_{k-1}}{\tau} = \tau(\Delta w_k - w_k) + \nabla \cdot (u_k(1 - \rho_k)\nabla w_k) + u_k(1 - \rho_k), \quad (4a)$$

$$\frac{m_k - m_{k-1}}{\tau} = -\lambda m_k u_k, \quad (4b)$$

where $\rho_k := u_k + m_k$, $w_k = w(u_k, m_k)$ and with regularised initial data

$$m_0 := \max(\tau, \min(m_{\text{in}}, 1 - \tau)), \quad \text{and} \quad u_0 = u_{\text{in}}.$$

Furthermore, we recall that

$$w(u, m) := \frac{\delta \mathcal{E}}{\delta u} = \log(u) - \log(1 - \rho), \quad (5)$$

such that the transformation from (u, m) to the entropy variable w is given by

$$u = \frac{(1 - m)e^w}{1 + e^w} = \frac{(1 - m)}{1 + e^{-w}}.$$

We note that Eq. (4b) can be solved for m_k when given m_{k-1} and u_k as

$$m_k = \frac{m_{k-1}}{1 + \lambda \tau u_k}. \quad (6)$$

In order to show the existence of weak solutions, we define the set

$$\mathcal{A} := \{(u, m) \in (L^\infty(\Omega))^2 : 0 \leq \rho = u + m \leq 1\}.$$

Lemma 2.1. *Given $\tau > 0$ and $(\tilde{u}, \tilde{m}) \in \mathcal{A}$, we set $\tilde{\rho} = \tilde{u} + \tilde{m}$. Then, the linear problem*

$$\int_{\Omega} (\tau + \tilde{u}(1 - \tilde{\rho})) \nabla w \cdot \nabla \varphi + \tau w \varphi \, dx = \int_{\Omega} \left[\tilde{u}(1 - \tilde{\rho}) - \frac{\tilde{u} - u_{k-1}}{\tau} \right] \varphi \, dx, \quad (7)$$

for all $\varphi \in H^1(\Omega)$, has a unique solution $w \in H^1(\Omega)$ such that

$$\|w\|_{H^1(\Omega)} \leq C, \quad (8)$$

where the constant $C > 0$ depends only on τ and u_{k-1} .

In addition, the operator $S_1 : \mathcal{A} \rightarrow L^2(\Omega)$, which assigns some given $(\tilde{u}, \tilde{m}) \in \mathcal{A}$ to w , being the solution to Eq. (7) is continuous and compact.

Proof. As $\tilde{u}(1 - \tilde{\rho}) \geq 0$ and $\tau > 0$, the existence of a unique solution $w \in H^1(\Omega)$ is a direct consequence of the Lax-Milgram Lemma, cf. [3]. The a priori bound follows by choosing $\varphi = w$ as a test function and applying a weighted Young inequality to the right-hand side of Eq. (7).

For the continuity of S_1 , consider a sequence $(\tilde{u}_n, \tilde{m}_n) \in \mathcal{A}$ such that $(\tilde{u}_n, \tilde{m}_n) \rightarrow (\tilde{u}, \tilde{m}) \in \mathcal{A}$ and denote by w_n and w the respective solutions to Eq. (7). Subtracting the respective equations and choosing $\varphi = (w - w_n)$ yields

$$\begin{aligned} & \int_{\Omega} (\tau + \tilde{u}(1 - \tilde{\rho}) |\nabla(w - w_n)|^2 + \tau |w - w_n|^2) dx \\ &= \int_{\Omega} [\tilde{u}(1 - \tilde{\rho}) - \tilde{u}_n(1 - \tilde{\rho}_n)] \nabla w_n \cdot \nabla(w - w_n) - \frac{\tilde{u} - \tilde{u}_n}{\tau} (w - w_n) dx. \end{aligned} \quad (9)$$

As both $(\tilde{u}_n, \tilde{m}_n) \in \mathcal{A}$ and $(\tilde{u}, \tilde{m}) \in \mathcal{A}$, elementary calculations show that the following estimate holds:

$$|\tilde{u}(1 - \tilde{\rho}) - \tilde{u}_n(1 - \tilde{\rho}_n)| \leq 2|\tilde{u} - \tilde{u}_n| + |\tilde{m} - \tilde{m}_n|.$$

Additionally, we can use that $0 \leq \tilde{u}(1 - \tilde{\rho}) \leq 1$ and estimate the left-hand side in Eq. (9) from below to obtain

$$\begin{aligned} \tau \|w - w_n\|_{H^1(\Omega)}^2 &\leq \int_{\Omega} [\tilde{u}(1 - \tilde{\rho}) - \tilde{u}_n(1 - \tilde{\rho}_n)] \nabla w_n \cdot \nabla(w - w_n) - \frac{\tilde{u} - \tilde{u}_n}{\tau} (w - w_n) dx \\ &\leq (2\|\tilde{u} - \tilde{u}_n\|_{L^\infty(\Omega)} + \|\tilde{m} - \tilde{m}_n\|_{L^\infty(\Omega)}) \|\nabla w_n\|_{L^2(\Omega)} \|\nabla(w - w_n)\|_{L^2(\Omega)} \\ &\quad + \frac{\sqrt{|\Omega|}}{\tau} \|\tilde{u} - \tilde{u}_n\|_{L^\infty(\Omega)} \|w - w_n\|_{L^2(\Omega)} \\ &\leq C' (\|\tilde{u} - \tilde{u}_n\|_{L^\infty(\Omega)} + \|\tilde{m} - \tilde{m}_n\|_{L^\infty(\Omega)}) \|w - w_n\|_{H^1(\Omega)}, \end{aligned}$$

where $C' > 0$ only depends on τ , Ω and $C > 0$ comes from Eq. (8). Thus, as $(\tilde{u}_n, \tilde{m}_n) \rightarrow (\tilde{u}, \tilde{m})$ in $L^\infty(\Omega)$, we conclude that $w_n \rightarrow w$ in $H^1(\Omega)$. Finally, the compactness of S_1 then follows from the compactness of the embedding $H^1(\Omega) \hookrightarrow L^2(\Omega)$. \square

Our next goal is to recover a new pair (u, m) from w . To this end, we observe that, by definition of w , we have

$$u = (1 - m) \frac{e^w}{1 + e^w} =: a_w(1 - m). \quad (10)$$

Inserting this relation into Eq. (4b) yields

$$\frac{m - m_{k-1}}{\tau} = -\lambda u m = -\lambda a_w m(1 - m) \quad (11)$$

The next result shows that, indeed, this equation is uniquely solvable.

Lemma 2.2. *Given m_{k-1} that satisfies $0 \leq m_{k-1} \leq 1$, and for τ sufficiently small but independent of m_{k-1} , Eq. (11) has a unique solution $m \in [0, 1]$.*

Additionally, the operator $S_2 : L^2(\Omega) \rightarrow \mathcal{A}$, which maps w to (u, m) where u is calculated from m and w via Eq. (10), is well-defined and continuous.

Proof. To establish the existence of a unique solution $m \in [0, 1]$ to Eq. (11), we define the set

$$\mathcal{B} = \{z \in L^\infty(\Omega) : 0 \leq z \leq 1\},$$

and the mapping

$$K : \mathcal{B} \rightarrow \mathcal{B}, \quad K(z) = \frac{m_{k-1}}{1 + \tau \lambda a_w (1 - z)}.$$

As $0 \leq m_{k-1} \leq 1$ and $(1 - z) \geq 0$ almost everywhere, K is well-defined, continuous and every fixed point of K is a solution to Eq. (11). Furthermore, we can estimate

$$\|K(z_1) - K(z_2)\|_{L^\infty(\Omega)} \leq \tau \lambda a_w \|m_{k-1}\|_{L^\infty(\Omega)} \|z_1 - z_2\|_{L^\infty(\Omega)},$$

thus, as $a_w \leq 1$, for τ sufficiently small, yet independent of m_{k-1} , K is a contraction. Applying Banach's fixed-point theorem we conclude the existence of a unique fixed point $m \in [0, 1]$ which is then a solution to Eq. (11). Finally, the continuity of S_2 follows from standard computations. \square

We are now in a position to prove the existence of iterates for Eqs. (4a) and (4b).

Theorem 2.3. *For given $(u_{k-1}, m_{k-1}) \in \mathcal{A}$ with $m_{k-1} \in H^1(\Omega)$ and τ sufficiently small, there exist weak solutions $(u_k, m_k) \in \mathcal{A} \cap (H^1(\Omega))^2$ to Eqs. (4a) and (4b).*

Proof. Due to the results of Lemma 2.1 and Lemma 2.2, the operator

$$S = S_2 \circ S_1 : \mathcal{A} \rightarrow \mathcal{A}$$

is well-defined, continuous and compact. Furthermore, it is readily observed that \mathcal{A} is a convex subset of $(L^\infty(\Omega))^2$. Thus, an application of Schauder's fixed point theorem yields the existence of a fixed point $(u_k, m_k) \in \mathcal{A}$ associated to $w_k = S_1(u_k, m_k)$. To identify the fixed point as a weak solution of Eqs. (4a) and (4b), we have to show that the fixed-point has H^1 -regularity. To this end, we obtain from Eq. (11) that

$$\nabla m_k \left(\frac{1}{\tau} + \alpha_{w_k} \lambda (1 - 2m_k) \right) = \frac{\lambda m_k (1 - m_k)}{(1 + e^{w_k})^2} \nabla w_k + \frac{1}{\tau} \nabla m_{k-1}.$$

For sufficiently small $\tau > 0$, the parenthesis on the left-hand side is positive, and we find

$$\|\nabla m_k\|_{L^2(\Omega)} \leq C(\|\nabla w_k\|_{L^2(\Omega)} + \|\nabla m_{k-1}\|_{L^2(\Omega)}), \quad (12)$$

where $C > 0$ only depends on $\lambda, \tau > 0$ and therefore $m_k \in H^1(\Omega)$. Furthermore, passing to the gradient in Eq. (10), we also obtain the desired H^1 -bound for u_k . Thus, the fixed point is in $\mathcal{A} \cap (H^1(\Omega))^2$ and can be identified as a weak solution. \square

Theorem 2.4 (Uniform upper and lower bounds on u_k, m_k). *Let (u_k, m_k) be solutions provided by Theorem 2.3 and $\tau > 0$. Then there holds*

$$0 < u_k, m_k < 1, \quad \text{as well as} \quad 0 < \rho_k < 1,$$

for all $k \in \mathbb{N}$.

The strict bounds here are necessary in order to rigorously derive the entropy-dissipation inequality later on.

Proof. Starting from (u_0, m_0) , we construct w_1 which solves

$$\int_{\Omega} (\tau + u_1(1 - \rho_1)) \nabla w_1 \cdot \nabla \varphi + \tau w_1 \varphi \, dx = \int_{\Omega} \left[u_1(1 - \rho_1) - \frac{u_1 - u_0}{\tau} \right] \varphi \, dx. \quad (13)$$

As the right-hand side is bounded in $L^\infty(\Omega)$, say, by the constant $C_\tau > 0$, depending on τ , we have that

$$\|w_1\|_{L^\infty(\Omega)} \leq C_\tau.$$

These bounds follow by using $(w_1 - C_\tau)_+$ and $(w_1 + C_\tau)_-$ as a test functions in Eq. (13). Note that then

$$a_{w_1} = \frac{e^{w_1}}{1 + e^{w_1}} \in \left[e^{-C_\tau}, \frac{1}{1 + e^{-C_\tau}} \right]. \quad (14)$$

In addition, note that m_1 is related to w_1 via Eq. (11)

$$\frac{m_1 - m_0}{\tau} = -\lambda a_{w_1} m_1 (1 - m_1).$$

Thus, on the one hand, we have

$$\frac{m_1 - m_0}{\tau} \leq 0,$$

i.e. $m_1 \leq m_0 \leq 1 - \tau$. Conversely, we have, as $a_w \leq 1$, that

$$\frac{m_1 - m_0}{\tau} = -\lambda a_{w_1} m_1 (1 - m_1) \geq -\lambda m_1,$$

which implies

$$m_1 \geq \frac{\tau}{(1 + \tau\lambda)} > 0.$$

Recalling Eq. (10) then yields

$$u_1 = a_{w_1}(1 - m_1) \in (0, 1),$$

owing to the fact that $m_1 \in (0, 1)$ and $a_{w_1} \in (0, 1)$. For

$$\rho_1 = u_1 + m_1 = a_{w_1} + m_1(1 - a_{w_1})$$

this implies the bounds

$$0 < e^{-C_\tau} + \frac{\tau}{(1 + \tau\lambda)} \leq a_{w_1} + m_1(1 - a_{w_1}) = \rho_1$$

as well as

$$\begin{aligned}\rho_1 &= a_{w_1} + m_1(1 - a_{w_1}) \leq a_{w_1} + (1 - \tau)(1 - a_{w_1}) \\ &= 1 - \tau(1 - a_{w_1}) \leq 1 - \tau \left(1 - \frac{1}{1 + e^{-C_\tau}}\right) < 1.\end{aligned}$$

Iterating this procedure, we obtain

$$\frac{\tau^k}{(1 + \tau\lambda)^k} \leq m_k \leq 1 - \tau,$$

as well as

$$e^{-C_\tau} \leq u_k \leq 1 - \frac{\tau^k}{(1 + \tau\lambda)^k},$$

and

$$e^{-C_\tau} + \frac{\tau^k}{(1 + \tau\lambda)^k} \leq \rho_k \leq 1 - \tau \left(1 - \frac{1}{1 + e^{-C_\tau}}\right),$$

where $C_\tau \rightarrow \infty$ as $\tau \rightarrow 0$. □

2.2 A priori estimates

Let $(u_k, m_k)_{k=0}^\infty \subset \mathcal{A} \cap (H^1(\Omega))^2$ be the sequence obtained from the implicit Euler approximation, cf. Eq. (4). This section is dedicated to deriving estimates independent of the time step size, $\tau > 0$, that ultimately provide sufficient compactness to obtain weak solutions to the continuous system, Eq. (1).

Proposition 2.5. *Let $(u_k, m_k)_{k=0}^\infty \subset \mathcal{A} \cap (H^1(\Omega))^2$ as defined in Theorem 2.4. Then, for any $k \in \mathbb{N}$, the following discrete entropy estimate holds*

$$\frac{1}{\tau}(\mathcal{E}(u_k, m_k) - \mathcal{E}(u_{k-1}, m_{k-1})) + \tau \int_{\Omega} |\nabla w_k|^2 + |w_k|^2 dx \leq C - \int_{\Omega} u_k(1 - u_k - m_k) |\nabla w_k|^2 dx, \quad (15)$$

where $C > 0$ only depends on Ω . Moreover,

$$\|\nabla u_k\|_{L^2(\Omega)}^2 \leq C + \frac{1}{\tau}(\mathcal{E}(u_{k-1}, m_{k-1}) - \mathcal{E}(u_k, m_k)) + \|\nabla m_k\|_{L^2(\Omega)}^2. \quad (16)$$

with $C = C(\tau) > 0$ independent of $k \in \mathbb{N}$.

Proof. Owing to the strict upper and lower bounds provided by Theorem 2.4, the logarithmic terms appearing in the derivative of the entropy are well defined. Thus, we can use the joint convexity of the energy to obtain

$$\begin{aligned}\mathcal{E}(u_k, m_k) - \mathcal{E}(u_{k-1}, m_{k-1}) &\leq \int_{\Omega} [\log u_k - \log(1 - u_k - m_k)](u_k - u_{k-1}) dx \\ &\quad - \int_{\Omega} \log(1 - u_k - m_k)(m_k - m_{k-1}) dx \\ &\leq \int_{\Omega} [\log u_k - \log(1 - u_k - m_k)](u_k - u_{k-1}) dx,\end{aligned}$$

where the last term was discarded due to its sign. Using the definition of the entropy variable, Eq. (5),

this results in

$$\mathcal{E}(u_k, m_k) - \mathcal{E}(u_{k-1}, m_{k-1}) \leq \int_{\Omega} w_k(u_k - u_{k-1}) dx.$$

Due to the $H^1(\Omega)$ -regularity of w_k , we may use it as a test functions in Eq. (4) to get

$$\begin{aligned} \frac{1}{\tau}(\mathcal{E}(u_k, m_k) - \mathcal{E}(u_{k-1}, m_{k-1})) &\leq -\tau \int_{\Omega} (|\nabla w_k|^2 + |w_k|^2) dx \\ &\quad - \int_{\Omega} \nabla w_k \cdot (u_k(1 - u_k - m_k) \nabla w_k) dx \\ &\quad + \int_{\Omega} w_k u_k(1 - u_k - m_k) dx. \end{aligned}$$

Integrating by parts, and using that $|\Omega| < \infty$ as well as $0 \leq u_k, m_k \leq 1$ and the definition of w_k , the inequality further simplifies to

$$\frac{1}{\tau}(\mathcal{E}(u_k, m_k) - \mathcal{E}(u_{k-1}, m_{k-1})) \leq C - \tau \int_{\Omega} |\nabla w_k|^2 + |w_k|^2 dx - \int_{\Omega} u_k(1 - u_k - m_k) |\nabla w_k|^2 dx,$$

where $C > 0$ is independent of k, ℓ, τ . Using the definition of w_k , cf. Eq (5), we further estimate

$$\begin{aligned} \int_{\Omega} u_k(1 - u_k - m_k) |\nabla w_k|^2 dx &= \int_{\Omega} (1 - \rho_k) \frac{|\nabla u_k|^2}{u_k} + 2 \nabla u_k \cdot \nabla(u_k + m_k) + u_k \frac{|\nabla(1 - \rho_k)|^2}{1 - \rho_k} dx \\ &\geq \int_{\Omega} 2 |\nabla u_k|^2 - 2 |\nabla u_k| |\nabla m_k| dx \geq \int_{\Omega} |\nabla u_k|^2 - |\nabla m_k|^2 dx. \end{aligned}$$

Inserting this estimate into the entropy inequality above yields

$$\|\nabla u_k\|_{L^2(\Omega)}^2 \leq C + \frac{1}{\tau}(\mathcal{E}(u_{k-1}, m_{k-1}) - \mathcal{E}(u_k, m_k)) + \|\nabla m_k\|_{L^2(\Omega)}^2.$$

□

Before proceeding, let us introduce the piecewise constant interpolations associated to the iterates of the implicit Euler method. For $v \in \{u, m, w\}$, we define

$$v_{\tau}(x, t) := v_k(x),$$

whenever $t \in (t_{k-1}, t_k]$, for all $k \geq 1$ and $x \in \Omega$.

Corollary 2.6 (H^1 -estimate for w_{τ}). *Let $(u_k, m_k)_{k=0}^{\infty} \subset \mathcal{A} \cap (H^1(\Omega))^2$ and $(w_k)_{k=0}^{\infty}$ be the associated entropy variables defined in Eq. (5). Then*

$$\tau^{1/2} \|w_{\tau}\|_{L^2(0, T; H^1(\Omega))} \leq C,$$

where w_{τ} denotes the corresponding piecewise constant interpolation and the constant $C > 0$ only depends on Ω and $T > 0$.

Proof. From Eq. (15) we get

$$\tau \left(\|\nabla w_k\|_{L^2(\Omega)}^2 + \|w_k\|_{L^2(\Omega)}^2 \right) \leq C + \frac{1}{\tau}(\mathcal{E}(u_{k-1}, m_{k-1}) - \mathcal{E}(u_k, m_k)),$$

which, upon integrating over $(t_{k-1}, t_k]$ and summing from $k = 1, \dots, N_T$, gives

$$\tau \left(\|\nabla w_\tau\|_{L^2(0,T;L^2(\Omega))}^2 + \|w_\tau\|_{L^2(0,T;L^2(\Omega))}^2 \right) \leq CT + \tau \sum_{k=1}^{N_T} \frac{1}{\tau} (\mathcal{E}(u_{k-1}, m_{k-1}) - \mathcal{E}(u_k, m_k)).$$

Since the sum on the right-hand side is telescopic, the estimate simplifies further to

$$\tau \left(\|\nabla w_\tau\|_{L^2(0,T;L^2(\Omega))}^2 + \|w_\tau\|_{L^2(0,T;L^2(\Omega))}^2 \right) \leq CT + \mathcal{E}(u_0, m_0) - \mathcal{E}(u_{N_T}, m_{N_T}).$$

Since $0 \leq u_k, m_k \leq 1$ and $|\Omega| \leq C$, we obtain the following uniform estimate

$$\tau^{1/2} \|w_\tau\|_{L^2(0,T;H^1(\Omega))} \leq C,$$

independent of $\tau > 0$. □

Lemma 2.7 (Conditional estimate for ∇m). *Let $(u_k, m_k)_{k=0}^\infty \subset \mathcal{A} \cap (H^1(\Omega))^2$ be the solution to the implicit Euler approximation, Eq. (4). Then, for any $n, \ell \in \mathbb{N}$, we have the conditional estimate*

$$\|\nabla m_{n\ell}\|_{L^2(\Omega)}^2 \leq 2^n \|\nabla m_0\|_{L^2(\Omega)}^2 + \tau^2 \lambda^2 \ell \sum_{k=1}^{n-1} 2^{n-k} \phi_k.$$

where

$$\phi_k = \sum_{i=k\ell+1}^{(k+1)\ell} \tau \|\nabla u_i\|_{L^2(\Omega)}^2. \quad (17)$$

Proof. Let $j \in \mathbb{N}$ be fixed. Recalling Eq. (6), we can write, for $r = 1, \dots, \ell$, that

$$\begin{aligned} m_{j+r} &= m_{j+r-1} \frac{1}{1 + \tau \lambda u_{j+r}}, \\ &= m_{j+r-2} \frac{1}{1 + \tau \lambda u_{j+r-1}} \frac{1}{1 + \tau \lambda u_{j+r}}, \\ &\vdots \\ &= m_j \prod_{i=1}^r \frac{1}{1 + \tau \lambda u_{j+r+1-i}}, \\ &= m_j \prod_{i=1}^r \frac{1}{1 + \tau \lambda u_{j+i}}. \end{aligned}$$

Taking the gradient of this expression, we find that

$$\nabla m_{j+r} = \nabla m_j \prod_{i=1}^r \frac{1}{1 + \tau \lambda u_{j+i}} - m_j \sum_{i=1}^r \left(\prod_{j \neq i} \frac{1}{1 + \tau \lambda u_{j+i}} \right) \frac{\tau \lambda \nabla u_{j+i}}{(1 + \tau \lambda u_{j+i})^2}.$$

Finally, we pass to the norm and obtain

$$\|\nabla m_{j+r}\|_{L^2(\Omega)} \leq \|\nabla m_j\|_{L^2(\Omega)} + \tau \lambda \sum_{i=1}^r \|\nabla u_{j+i}\|_{L^2(\Omega)}, \quad (18)$$

having used the fact that $0 \leq u_k, m_k \leq 1$. Squaring both sides yields

$$\sup_{1 \leq r \leq \ell-1} \|\nabla m_{j+r}\|_{L^2(\Omega)}^2 \leq 2\|\nabla m_j\|_{L^2(\Omega)}^2 + 2\lambda^2 \tau^2 \ell \sum_{i=1}^{\ell} \|\nabla u_{j+i}\|_{L^2(\Omega)}^2. \quad (19)$$

Next, we set $j = n\ell$, upon which the preceding estimate becomes

$$\sup_{n\ell \leq k \leq (n+1)\ell} \|\nabla m_k\|_{L^2(\Omega)}^2 \leq 2\|\nabla m_{n\ell}\|_{L^2(\Omega)}^2 + 2\lambda^2 \tau^2 \ell \phi_n, \quad (20)$$

where

$$\phi_n = \sum_{k=n\ell+1}^{(n+1)\ell} \tau \|\nabla u_k\|_{L^2(\Omega)}^2.$$

If we now consider Eq. (20), we can write

$$\|\nabla m_{n\ell}\|_{L^2(\Omega)}^2 \leq \sup_{(n-1)\ell \leq k \leq n\ell} \|\nabla m_k\|_{L^2(\Omega)}^2 \leq 2\|\nabla m_{(n-1)\ell}\|_{L^2(\Omega)}^2 + 2\lambda^2 \tau^2 \ell \phi_{n-1},$$

and substitute in Eq. (20) iteratively to find

$$\|\nabla m_{n\ell}\|_{L^2(\Omega)}^2 \leq 2^n \|\nabla m_0\|_{L^2(\Omega)}^2 + \tau^2 \lambda^2 \ell \sum_{k=1}^{n-1} 2^{n-k} \phi_k.$$

□

Let us note that the definition of the quantity ϕ_k already shows that the H^1 -control of m depends on the H^1 -control of u , hence the name ‘conditional estimate’. We will use it to derive a uniform H^1 -bound for u such that, a fortiori, $m \in H^1$, unconditionally.

Lemma 2.8 (L^2 -estimate for ∇u_τ). *Let $(u_k, m_k)_{k=0}^\infty \subset \mathcal{A} \cap (H^1(\Omega))^2$ be the solution to the implicit Euler approximation, Eq. (4), and let u_τ be the piecewise constant interpolation associated to $(u_k)_{k=0}^\infty$. Then*

$$\|\nabla u_h\|_{L^2(0,T;L^2(\Omega))}^2 \leq C,$$

where $C > 0$ is independent of $\tau > 0$.

Proof. Let us recall Eq. (16) in Proposition 2.5:

$$\|\nabla u_k\|_{L^2(\Omega)}^2 \leq C + \frac{1}{\tau} (\mathcal{E}(u_{k-1}, m_{k-1}) - \mathcal{E}(u_k, m_k)) + \|\nabla m_k\|_{L^2(\Omega)}^2.$$

Summing from $k = n\ell + 1$ to $k = (n+1)\ell$ and multiplying by $\tau > 0$ yields

$$\begin{aligned} \sum_{k=n\ell+1}^{(n+1)\ell} \tau \|\nabla u_k\|_{L^2(\Omega)}^2 &\leq C\ell\tau + \sum_{k=n\ell+1}^{(n+1)\ell} (\mathcal{E}(u_{k-1}, m_{k-1}) - \mathcal{E}(u_k, m_k)) + \sum_{k=n\ell+1}^{(n+1)\ell} \tau \|\nabla m_k\|_{L^2(\Omega)}^2, \\ &\leq C\ell\tau + (\mathcal{E}(u_{n\ell}, m_{n\ell}) - \mathcal{E}(u_{(n+1)\ell}, m_{(n+1)\ell})) + \sum_{k=n\ell+1}^{(n+1)\ell} \tau \|\nabla m_k\|_{L^2(\Omega)}^2, \\ &\leq C(1 + \ell\tau) + \sum_{k=n\ell+1}^{(n+1)\ell} \tau \|\nabla m_k\|_{L^2(\Omega)}^2, \end{aligned}$$

using the fact that the entropy can be bounded since $0 \leq u_k + m_k \leq 1$ and the domain is bounded. Thus, having passed to the supremum on the right-hand side, we have

$$\sum_{k=n\ell+1}^{(n+1)\ell} \tau \|\nabla u_k\|_{L^2(\Omega)}^2 \leq C(1 + \ell\tau) + \ell\tau \sup_{n\ell+1 \leq k \leq (n+1)\ell} \|\nabla m_k\|_{L^2(\Omega)}^2.$$

Hence, recalling the definition of ϕ (cf. Eq. (17)), we find

$$\phi_n \leq C(1 + \ell\tau) + 2\ell\tau \left(\|\nabla m_{n\ell}\|_{L^2(\Omega)}^2 + \tau\ell\lambda^2\phi_n \right),$$

where we also used Eq. (19). Since both sides contain the term ϕ_n , we rearrange and get

$$\begin{aligned} \phi_n &\leq \frac{C(1 + \ell\tau) + 2\ell\tau \|\nabla m_{n\ell}\|_{L^2(\Omega)}^2}{1 - 2\tau^2\lambda^2\ell^2}, \\ &\leq \frac{C(1 + \ell\tau)}{1 - 2\tau^2\ell^2\lambda^2} + \frac{2\ell\tau}{1 - 2\tau^2\lambda^2\ell^2} \|\nabla m_{n\ell}\|_{L^2(\Omega)}^2, \\ &\leq \frac{C(1 + \ell\tau)}{1 - 2\tau^2\ell^2\lambda^2} + \frac{2\ell\tau}{1 - 2\tau^2\lambda^2\ell^2} \left(2^n \|\nabla m_0\|_{L^2(\Omega)}^2 + \tau^2\lambda^2\ell \sum_{k=1}^{n-1} 2^{n-k}\phi_k \right), \end{aligned}$$

having used Lemma 2.7. Thus,

$$\phi_n \leq \frac{C(1 + \ell\tau)}{1 - 2\tau^2\ell^2\lambda^2} + \frac{2\ell\tau}{1 - 2\tau^2\lambda^2\ell^2} 2^n \|\nabla m_0\|_{L^2(\Omega)}^2 + \frac{2\tau^3\lambda^2\ell^2}{1 - 2\tau^2\lambda^2\ell^2} \sum_{k=1}^{n-1} 2^{n-k}\phi_k.$$

Setting $\Delta t := \ell\tau$ for $\ell > 1$, the estimate becomes

$$\phi_n \leq \frac{C(1 + \Delta t)}{1 - 2\Delta t^2\lambda^2} + \frac{2\Delta t}{1 - 2\Delta t^2\lambda^2} 2^n \|\nabla m_0\|_{L^2(\Omega)}^2 + \frac{2\tau\Delta t^2\lambda^2}{1 - 2\Delta t^2\lambda^2} \sum_{k=1}^{n-1} 2^{n-k}\phi_k.$$

Hence, for any $\tau > 0$, we choose $\ell = \ell(\tau) \in \mathbb{N}$ such that $\Delta t \leq 1/(2\lambda)$ and $(\ell + 1)\tau \geq 1/(2\lambda)$. This way, we obtain

$$\phi_n \leq C(1 + \Delta t) + \tau \sum_{k=1}^{n-1} 2^{n-k}\phi_k \leq C(1 + \Delta t) + \tau \sum_{k=0}^{n-1} 2^{n-k}\phi_k.$$

Using a discrete version of Gronwall's lemma, we find that

$$\sup_{0 \leq n \leq N} \phi_n \leq C e^{\sum_{k=1}^N 2^{N-k}} \leq \bar{C}_1 < \infty,$$

where $\bar{C}_1 > 0$. It is crucial to highlight that $\Delta t \rightarrow 0$, as $\tau \rightarrow 0$. Thus

$$\sum_{n=0}^N \phi_{n\ell} \leq N\bar{C}_1 < \infty,$$

where $N := \lceil T/\Delta t \rceil$ does not go to infinity as $\tau \rightarrow 0$, thereby providing the desired uniform bound.

As a result,

$$\begin{aligned}
\|\nabla u_h\|_{L^2(0,T;L^2(\Omega))}^2 &= \int_0^T \|\nabla u_h\|_{L^2(\Omega)}^2 ds \\
&\leq \sum_{n=0}^{(N+1)l-1} \tau \|\nabla u_n\|_{L^2(\Omega)}^2 \\
&= \sum_{n=0}^N \tau \sum_{k=nl}^{(n+1)l-1} \|\nabla u_k\|_{L^2(\Omega)}^2 \\
&= \sum_{n=0}^N \phi_{nl} \leq C < \infty,
\end{aligned}$$

where $C > 0$ does not depend on $\tau > 0$. \square

Corollary 2.9 (L^2 -estimate for ∇m). *Let $(u_k, m_k)_{k=0}^\infty \subset \mathcal{A} \cap (H^1(\Omega))^2$ be the solution to the implicit Euler approximation (Eq. (4)) and let m_τ be the piecewise constant interpolation associated with $(m_k)_{k=1}^\infty$. Then*

$$\|\nabla m_h\|_{L^2(0,T;L^2(\Omega))}^2 \leq C,$$

where $C > 0$ is independent of $\tau > 0$.

Proof. Revisiting Eq. (18), we have

$$\begin{aligned}
\|\nabla m_r\|_{L^2(\Omega)}^2 &\leq 2\|\nabla m_0\|_{L^2(\Omega)}^2 + 2\tau^2 \lambda^2 r \sum_{i=1}^r \|\nabla u_i\|_{L^2(\Omega)}^2 \\
&\leq C + 2\tau \lambda^2 N_T \|\nabla u_h\|_{L^2(0,T;L^2(\Omega))}^2,
\end{aligned}$$

having used the initial bound on ∇m_0 . Multiplying by τ and summing from $r = 0$ to N_T , we get

$$\begin{aligned}
\tau \sum_{r=0}^{N_T} \|\nabla m_r\|_{L^2(\Omega)}^2 &\leq 2(N_T + 1)\tau \|\nabla m_0\|_{L^2(\Omega)}^2 + 2\lambda^2 N_T (N_T + 1) \tau^2 \|\nabla u_h\|_{L^2(0,T;L^2(\Omega))}^2 \\
&\leq C,
\end{aligned}$$

where $C > 0$ is independent of τ . \square

Next, let us address the time regularity of u and m . To this end, we introduce the notation

$$d_\tau v := \frac{v(x, t + \tau) - v(x, t)}{\tau},$$

for $v \in \{u, m\}$.

Lemma 2.10 (Time regularity for u_τ, m_τ). *Let $(u_k, m_k)_{k=0}^\infty \subset \mathcal{A} \cap (H^1(\Omega))^2$ be the solution to the implicit Euler approximation (Eq. (4)) and let u_τ be the piecewise constant interpolation associated with $(u_k)_{k=0}^\infty$. Then, there holds*

$$\|d_\tau u_\tau\|_{L^2(0,T;(H^1(\Omega))')} \leq C,$$

and

$$\|d_\tau m_\tau\|_{L^2(0,T;L^2(\Omega))} \leq C,$$

where $C > 0$ is independent of $\tau > 0$.

Proof. From Eq. (4a) and employing the notation above, we see

$$\int_{\Omega} d_{\tau} u_{\tau} \varphi dx = - \int_{\Omega} \tau (\nabla w_{\tau} \cdot \nabla \varphi + w_{\tau} \varphi) + [(1 - u_{\tau} - m_{\tau}) \nabla u_{\tau} + u_{\tau} \nabla (u_{\tau} + m_{\tau})] \cdot \nabla \varphi - u_{\tau} (1 - u_{\tau} - m_{\tau}) \varphi dx, \quad (21)$$

for any $\varphi \in H^1(\Omega)$. Passing to the modulus and using Cauchy-Schwartz, we may estimate

$$\begin{aligned} |\langle d_{\tau} u_{\tau}, \varphi \rangle| &\leq \tau (\|\nabla w_{\tau}\|_{L^2(\Omega)} \|\nabla \varphi\|_{L^2(\Omega)} + \|w_{\tau}\|_{L^2(\Omega)} \|\varphi\|_{L^2(\Omega)}) \\ &\quad + \|\nabla \varphi\|_{L^2(\Omega)} \|((1 - m_{\tau}) \nabla u_{\tau} + u_{\tau} \nabla m_{\tau})\|_{L^2(\Omega)} \\ &\quad + \|\varphi\|_{L^2(\Omega)} \|u_{\tau} (1 - u_{\tau} - m_{\tau})\|_{L^2(\Omega)}, \end{aligned}$$

whence

$$|\langle d_{\tau} u_{\tau}, \varphi \rangle| \leq C \|\varphi\|_{H^1(\Omega)} (\|w_{\tau}\|_{H^1(\Omega)} + C (\|\nabla u_{\tau}\|_{L^2(\Omega)} + \|\nabla m_{\tau}\|_{L^2(\Omega)}) + C),$$

having used the fact that $u_{\tau}, m_{\tau} \in L^{\infty}(0, T; \mathcal{A} \cap (H^1(\Omega))^2)$. Upon dividing by $\|\varphi\|_{H^1(\Omega)}$ and passing to the supremum,

$$\|d_{\tau} u_{\tau}\|_{(H^1(\Omega))'} \leq C + C \|w_{\tau}\|_{H^1(\Omega)} + C (\|\nabla u_{\tau}\|_{L^2(\Omega)} + \|\nabla m_{\tau}\|_{L^2(\Omega)}).$$

Squaring and integrating over $[0, T]$ yields

$$\begin{aligned} \|d_{\tau} u_{\tau}\|_{L^2(0, T; (H^1(\Omega))')}^2 &\leq C \left(1 + \|w_{\tau}\|_{L^2(0, T; H^1(\Omega))}^2 + \left(\|\nabla u_{\tau}\|_{L^2(0, T; L^2(\Omega))}^2 + \|\nabla m_{\tau}\|_{L^2(0, T; L^2(\Omega))}^2 \right) \right) \\ &\leq C, \end{aligned}$$

where we used Lemma 2.8 and Corollary 2.9. In particular, note that the constant $C > 0$ is independent of $\tau > 0$. The regularity result for $d_{\tau} m$ follows directly from Eq. (4b) and the uniform bounds on u_{τ}, m_{τ} , which completes the proof. \square

2.3 Existence of weak solutions

Having established the a priori estimates, let us now show the existence of convergent subsequences whose limits we identify as weak solutions in the sense of Definition 1.1.

The bounds provided by Lemma 2.8 and Corollary 2.9 in conjunction with the Banach-Alaoglu theorem yield the existence of subsequences and two functions $\nabla u, \nabla m \in L^2(0, T; L^2(\Omega))$, such that

- $\nabla u_{\tau} \rightharpoonup \nabla u$ in $L^2(0, T; L^2(\Omega))$,
- $\nabla m_{\tau} \rightharpoonup \nabla m$ in $L^2(0, T; L^2(\Omega))$,

where we did not relabel the subsequences. Moreover, by the uniform bounds of Lemma 2.10, Lemma 2.8, and Corollary 2.9, we may invoke [38, Theorem 6] such that

- $u_{\tau} \rightarrow u$ in $L^2(0, T; L^2(\Omega))$,
- $m_{\tau} \rightarrow m$ in $L^2(0, T; L^2(\Omega))$,

again, up to subsequences. Finally, from Lemma 2.10, we have

- $d_{\tau} u_{\tau} \rightharpoonup \partial_t u$ in $L^2(0, T; (H^1(\Omega))')$,

- $d_\tau m_\tau \rightharpoonup \partial_t m$ in $L^2(0, T; L^2(\Omega))$,

up to a subsequence. Indeed, the limits can be identified as follows. If $d_\tau u_\tau \rightarrow \chi$, then, for $\xi(t)\phi(x) \in C_c^\infty((0, T) \times \mathbb{R}^d)$, we have

$$\int_0^{T-\tau} \int_\Omega d_\tau u_\tau \xi(t) \phi(x) dx dt = \int_0^{T-\tau} \int_\Omega \frac{u_\tau(t+\tau) - u_\tau(t)}{\tau} \xi(t) \phi(x) dx dt$$

Upon a change of variables, $s = t + \tau$, we find

$$\begin{aligned} & \int_\Omega \phi(x) \int_0^{T-\tau} \frac{u_\tau(t+\tau) - u_\tau(t)}{\tau} \xi(t) dt dx \\ &= \int_\Omega \phi(x) \int_\tau^T \frac{u_\tau(x, t)}{\tau} \xi(t-\tau) dt dx - \int_\Omega \phi(x) \int_0^{T-\tau} \frac{u_\tau(x, t)}{\tau} \xi(t) dt dx \\ &= \int_\Omega \phi(x) \int_\tau^{T-\tau} u_\tau \frac{\xi(t-\tau) - \xi(t)}{\tau} dt dx + \frac{1}{\tau} \int_\Omega \phi(x) \int_{T-\tau}^T u_\tau(x, t) \xi(t-\tau) dt dx \\ &\quad - \frac{1}{\tau} \int_\Omega \phi(x) \int_0^\tau u_\tau(x, t) \xi(t) dt dx \\ &\longrightarrow - \int_\Omega \phi(x) \int_0^T u(x, t) \xi'(t) dt dx, \end{aligned}$$

i.e., $\chi = \partial_t u$ in the sense of distributions. Replacing u by m and setting $d_\tau m_\tau \rightharpoonup \tilde{\chi}$, following the above argument, we have

$$\int_0^T \tilde{\chi}(t) \xi(t) dt = - \int_0^T m(t) \xi'(t) dt,$$

and thus $m' = \tilde{\chi} \in L^2(0, T; L^2(\Omega))$.

Having garnered sufficient compactness and the corresponding convergent subsequences and limits, we can now prove the main result.

Proof of Theorem 1.2. Let us revisit Eq. (21), i.e.,

$$\begin{aligned} \int_0^T \int_\Omega d_\tau u_\tau \varphi dx dt &= -\tau \int_0^T \int_\Omega \nabla w \cdot \nabla \varphi + w \varphi dx dt \\ &\quad - \int_0^T \int_\Omega ((1 - m_\tau) \nabla u_\tau + u_\tau \nabla m_\tau) \cdot \nabla \varphi dx dt \\ &\quad + \int_0^T \int_\Omega u_\tau (1 - u_\tau - m_\tau) \varphi dx dt. \end{aligned}$$

First let us note that the term premultiplied by τ vanishes due to Corollary 2.6. Next, using the convergences above, we can pass to the limit in the other terms of the equation to get

$$\begin{aligned} \int_0^T \int_\Omega \partial_t u \varphi dx dt &= - \int_0^T \int_\Omega ((1 - m) \nabla u + u \nabla m) \cdot \nabla \varphi dx dt \\ &\quad + \int_0^T \int_\Omega u (1 - u - m) \varphi dx dt, \end{aligned}$$

for any $\varphi \in C_c^\infty(\mathbb{R}^d \times (0, T))$ which is dense in $L^2(0, T; H^1(\Omega))$. Thus, the limit (u, m) is a weak solution to Eq. (1a) in the sense of Definition 1.1. Similarly, we can pass to the limit in the equation

for the ECM, Eq. (1b), in duality with $L^2(0, T; L^2(\Omega))$, *i.e.*, we get

$$\int_0^T \int_{\Omega} \partial_t m \varphi \, dx dt = -\lambda \int_0^T \int_{\Omega} u m \varphi \, dx dt,$$

for any $\varphi \in L^2(0, T; L^2(\Omega))$, having used the same approximation procedure of the test function.

The a priori estimates (3) follow from passing to the limit in the bounds of Lemmas 2.8 and 2.9, using the weak lower semicontinuity of the norms.

Finally, the compactness is sufficient to conclude that the weak solution satisfy the initial data, using in addition that $m_0 \rightarrow m_{\text{in}}$ pointwise as $\tau \rightarrow 0$. \square

3 A numerical exploration of large ECM degradation rates

In this section, we explore solutions to the system (1) numerically, using simulations subject to no-flux boundary conditions and the following initial conditions:

$$u(\mathbf{x}, 0) = \begin{cases} 1, & \text{if } |\mathbf{x}| < 1, \\ 0, & \text{if } |\mathbf{x}| \geq 1, \end{cases} \quad (22)$$

$$m(\mathbf{x}, 0) = \begin{cases} 0, & \text{if } |\mathbf{x}| < 1, \\ m_0, & \text{if } |\mathbf{x}| \geq 1. \end{cases} \quad (23)$$

As in [13], the system (1) is solved in one dimension on the domain $x \in [0, L]$, where $L \geq 200$ is chosen sufficiently largely to ensure a full travelling wave type profile had evolved without the impact of boundary conditions. In two dimensions, we solve the system (1) numerically on the domain $\mathbf{x} = (x, y)$ where $x, y \in [-5, 5]$. The spatial discretisation used is $\Delta x = 0.1$, where we employ the method of lines to discretise physical space before integrating in time using Python's built-in integrator `scipy.integrate.solve_ivp`, which uses an explicit Runge-Kutta integration method of order 5 and time step $\Delta t = 1$. The discretisation employed at spatial point i is

$$\frac{\partial}{\partial x} \left[D \frac{\partial a}{\partial x} \right] \approx \frac{1}{2(\Delta x)^2} \left[(D_{i-1} + D_i) a_{i-1} - (D_{i-1} + 2D_i + D_{i+1}) a_i + (D_i + D_{i+1}) a_{i+1} \right].$$

When simulating the system of equations (1) on a fixed domain, subject to zero flux boundary conditions and initial conditions (22) and (23), we observe solutions in both one and two spatial dimensions that we have a travelling wave type profile, whose far-field conditions are determined by the steady states of the system of equations (1):

$$(u, m) = (1, 0), (0, m_0).$$

In the travelling wave type profile, the cell density, u , decreases monotonically from one to zero, as the cells diffuse into available space and proliferate up to the carrying capacity behind the wave, driving invasion. The ECM density, m , increases monotonically between zero (where it is completely degraded by cells in the same spatial position as the ECM) and m_0 (where no degradation has occurred as no cells are present here yet, ahead of the wave).

One key feature of the profiles in cell and ECM densities is the overlap between the wave fronts. For

low ECM degradation rates, we observe a non-negligible region of overlap in the cell density and ECM profiles. Alternatively, as λ increases, the very low density of cells at the front of the non-compactly supported cell density profile (in the exponential tail) have a larger impact on the ECM. This is because they are able to degrade the ECM locally at a much higher rate and therefore the remaining density of ECM is significantly reduced, resulting in a much smaller overlap in the travelling wave type profiles of cell and ECM densities. Indeed, in extremely high ECM degradation rates, a gap appears between the cell and ECM density wave fronts, typical of those observed in acid-mediated tumour invasion models, such as those by Gatenby and Gawlinski and others [20, 21, 27]. It is also clear from Figures 1, 2, 3 and 4 that increasing the ECM degradation rate impacts the shape of the ECM density travelling wave type profile. As λ increases, the ECM profile displays a sharper transition between zero and m_0 around the wave front.

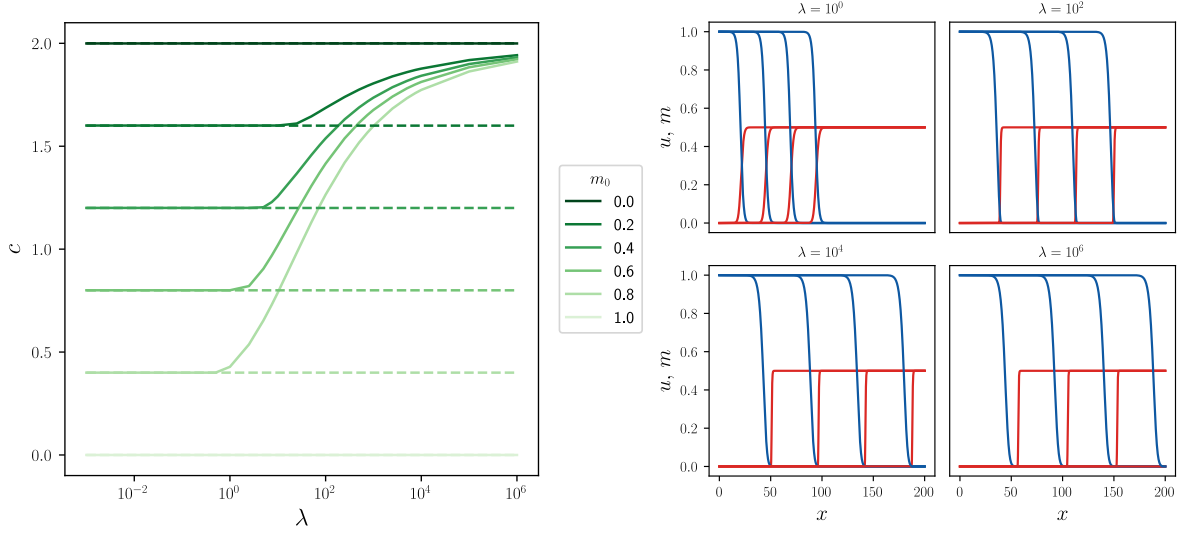


Figure 1: On the left, plot of the relationship between the numerically estimated travelling wave speed (solid lines) of solutions of the system (1) subject to zero flux boundary conditions and initial conditions (22) and (23). The numerically estimated travelling wave speed is obtained by interpolation to find the point $X(t)$ such that $u(X(t), t) = 0.1$ at all times $t \geq 0$. The dashed lines indicate the value of the analytically predicted minimum travelling wave speed, $2(1 - m_0)$ [13]. On the right, plots of solutions to system (1) subject to zero flux boundary conditions and initial conditions (22) and (23) in one dimension for the cells (blue) and for the ECM (red), where $m = 0.5$. Plots are shown subject to ECM degradation rates $\lambda = 10^0, 10^2, 10^4, 10^6$ at times $t = 25, 50, 75$ and 100 , from left to right.

In Figures 1 and 2, it can be observed that for a constant initial condition for the ECM density, the solutions for the cell and ECM density have a constant speed and constant profile. Initially, as the cell density transitions from the initial condition to the travelling wave type profile, we observe a speed that increases with time. However, once the cell density reaches its constant, travelling wave type profile, it propagates through the spatial domain with a constant speed. At low values of the ECM degradation rate, λ , the numerically observed travelling wave speed matches that predicted by standard travelling wave analysis, via linearisation of the system of ODEs associated with Eqs. (1a) and (1b). This analytically predicted minimum travelling wave speed, $c_{\text{analytical}} = 2\sqrt{(1 - m_0)}$, is derived in [13], and, importantly, is independent of the ECM degradation rate, λ . However, the plot on the left in Figure 1 demonstrates that the speed of invasion of the cells does, in reality, depend on λ , as supported by the plots on the right in Figure 1 and Figure 2, which show solutions of Eqs. (1a) and (1b) for different values of the ECM degradation rate, λ . From this, it is clear that increasing λ increases the

speed of invasion of the cells, such that the numerically estimated minimum travelling wave speed, $c_{\text{numerical}} \rightarrow 2^-$ as $\lambda \rightarrow \infty$.

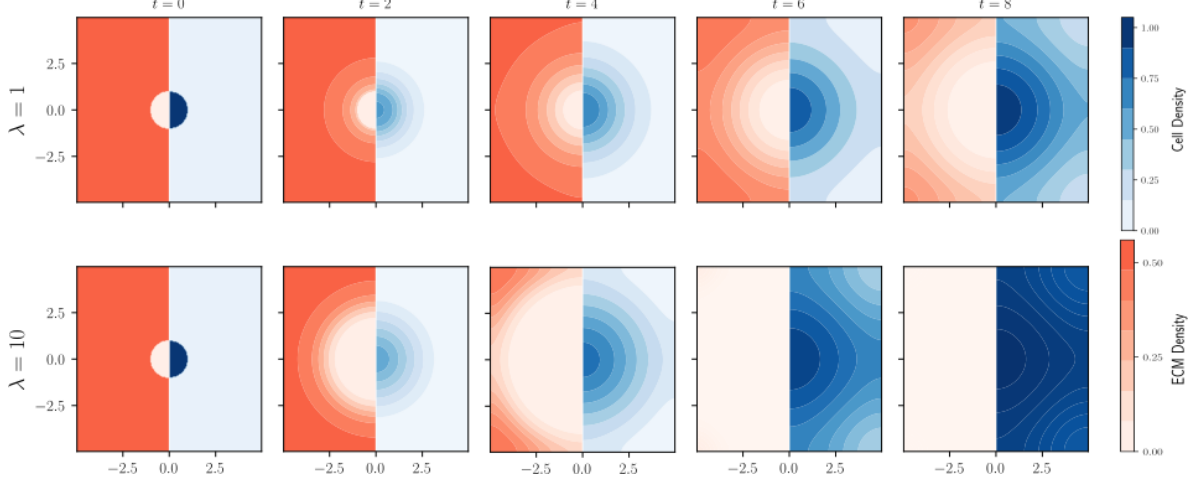


Figure 2: Plots of solutions to system (1) subject to zero flux boundary conditions and initial conditions (22) and (23) for the cells (blue, on the right half of the plots) and for the ECM (red, on the left half of the plots), where $m_0 = 0.5$. Plots are shown subject to ECM degradation rates $\lambda = 1, 10$ at times $t = 0, 2, 4, 6, 8$.

The discrepancy between the analytically predicted minimum travelling wave speed $c_{\text{analytical}} = 2\sqrt{(1 - m_0)}$ and the numerically observed minimum travelling wave speed, $c_{\text{numerical}}$, is primarily due to the linearisation of the system during travelling wave analysis, which disregards the complexity of the non-linear diffusive terms. Results like these, where multi-species systems with cross-dependent diffusion show a discrepancy between the analytically predicted and numerically estimated travelling wave speeds are also observed in coupled systems of PDEs such as those in [40, 14] and discussed in more detail in [18].

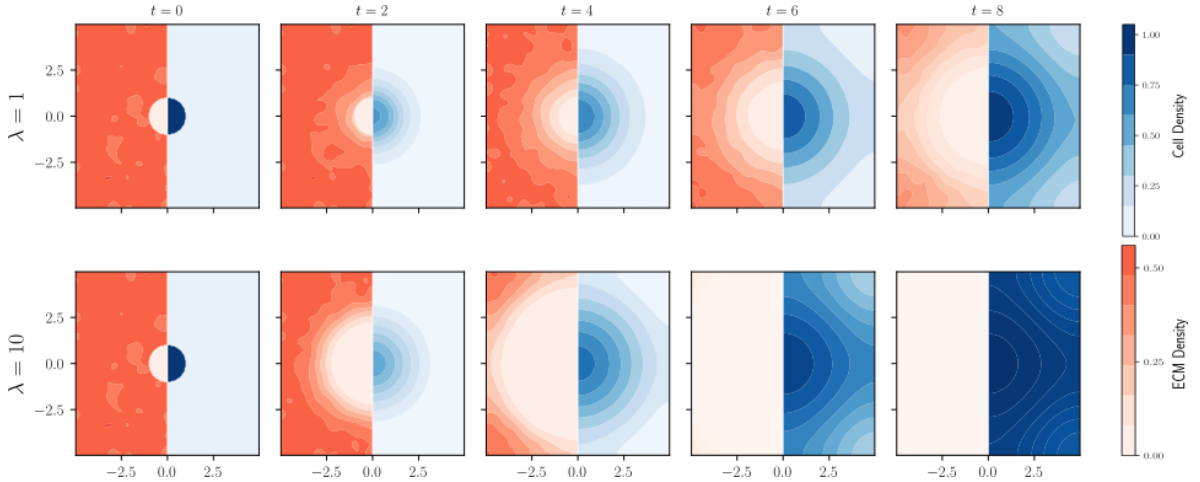


Figure 3: Plots of solutions to system (1) subject to zero flux boundary conditions and initial conditions for the cells (blue, on the right half of the plots) as in Eq. (22) and random initial data for the ECM, smoothed using a Gaussian filter with $\sigma = 5$ (red, on the left half of the plots). Plots are shown subject to ECM degradation rates $\lambda = 1, 10$ at times $t = 0, 2, 4, 6, 8$.

If we now instead consider a setup where the initial condition for the ECM is inhomogeneous across the space ahead of the cells, we observe a less smooth profile in the ECM density. Consider Figure 3, where we simulate the system (1) with a random initial condition for the ECM, which is smoothed under a

Gaussian filter (using `scipy.ndimage.gaussian_filter` with $\sigma = 5$). By examining the ECM (red), we can see that small, stochastic differences in the initial ECM density develop into larger regions of disparity in the ECM profile as it is degraded by invading cells, such that the degraded front in the ECM density varies azimuthally during a two dimensional simulation. In contrast to this, the radial migration of the cell density (blue) smooths out the azimuthal variation in the ECM density profile and thus a smooth invading cell population is observed. This is likely due to the higher cell densities, and a greater impact can be observed when the ECM degradation rate is larger. In fact, the travelling wave type profile observed for the cells when the surrounding ECM density is constant (see Figure 2) or random (see Figure 3) are almost identical for a given value of the ECM degradation rate shown in Figure 3.

To investigate whether this averaging out among the invading cell density is always observed, we returned to one dimension and considered an oscillatory initial condition for the ECM. When oscillations are small in amplitude or high in frequency, similar behaviour to the random ECM setup in two dimensions was observed - *i.e.*, the cells invaded with a constant speed, constant profile solution, and quickly degraded the ECM. In contrast, when we simulated an initial condition for the ECM with a larger amplitude and lower frequency of oscillations, we notice that there were constant profile solutions, however the speed of invasion varies through time and space (see Figure 4). As the ECM degradation rate increases, only marginal differences in the speed of the travelling wave type profiles can be observed. However, for small ECM degradation rates, we observe a large disparity in the speed of invasion throughout the spatial domain, as the cells move through regions of low ECM density, where the speed of invasion increases, and then through regions of higher ECM density, where the speed of invasion decreases again.

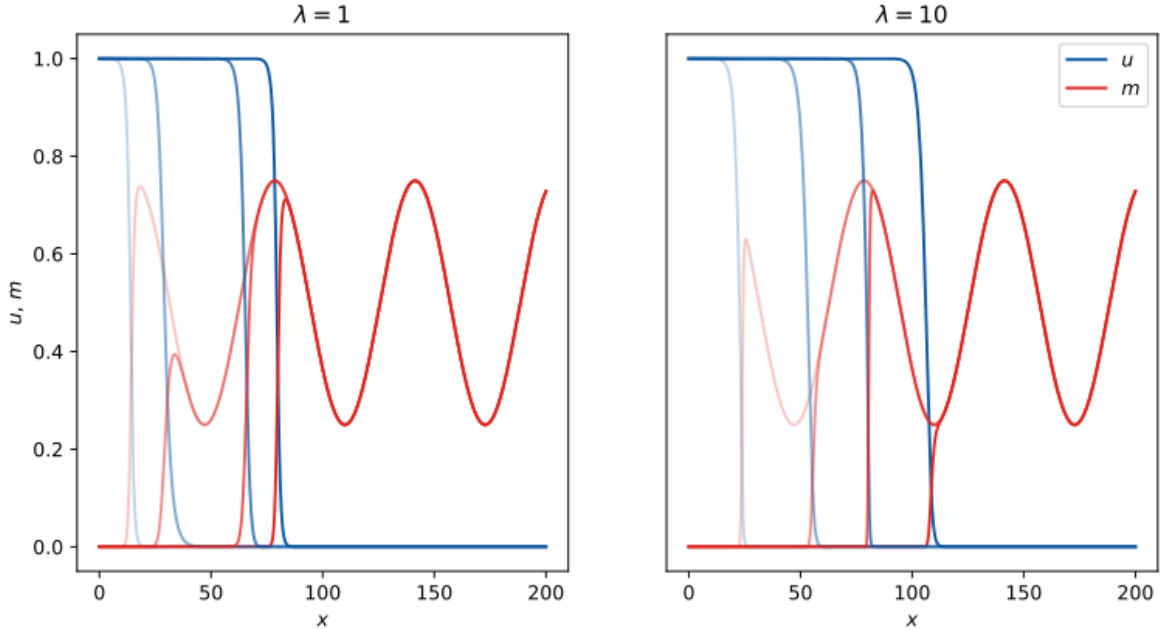


Figure 4: Plots of solutions to system (1) subject to zero flux boundary conditions and initial conditions for the cells given by Eq. (22), but for the ECM as $m(x, 0) = 0.5 + 0.25 \sin(x/10)$. Solutions are shown in one dimension for the cells (blue) and for the ECM (red) at times $t = 25, 50, 75$ and 100 , from left to right.

In future work, the discrepancy between the analytically predicted and numerically estimated minimum travelling wave speed could be investigated, with the aim to uncover the relationship between m_0 , the

ECM density ahead of the invading cells, and λ_c , the critical value of the ECM degradation rate where $c_{\text{numerical}} > c_{\text{analytical}}$ when $\lambda > \lambda_c$. It would also be of interest to formally show that solutions to Eqs. (1) converge to solutions of the Fisher-KPP equation, with $c = 2$, when $\lambda \rightarrow \infty$.

References

- [1] L. Alasio, M. Bruna, S. Fagioli, and S. Schulz. Existence and regularity for a system of porous medium equations with small cross-diffusion and nonlocal drifts. *Nonlinear Analysis*, 223:113064, 2022.
- [2] L. Alasio, H. Ranetbauer, M. Schmidtchen, and M.-T. Wolfram. Trend to equilibrium for systems with small cross-diffusion. *ESAIM: Mathematical Modelling and Numerical Analysis*, 54(5):1661–1688, 2020.
- [3] H. Brezis. *Functional Analysis, Sobolev Spaces and Partial Differential Equations*. Springer Science and Business Media, Berlin Heidelberg, 2010.
- [4] C. E. Brinckerhoff and L. M. Matrisian. Matrix metalloproteinases: A tail of a frog that became a prince. *Nature Reviews Molecular Cell Biology*, 3(3):207–214, 2002.
- [5] M. Bruna and S. J. Chapman. Diffusion of multiple species with excluded-volume effects. *The Journal of chemical physics*, 137(20), 2012.
- [6] M. Burger, M. Di Francesco, J.-F. Pietschmann, and B. Schlake. Nonlinear cross-diffusion with size exclusion. *SIAM Journal on Mathematical Analysis*, 42(6):2842–2871, 2010.
- [7] M. Burger, P. Friele, and J.-F. Pietschmann. On a reaction-cross-diffusion system modeling the growth of glioblastoma. *SIAM Journal on Applied Mathematics*, 80(1):160 – 182, 2020.
- [8] M. Burger, S. Hittmeir, H. Ranetbauer, and M.-T. Wolfram. Lane formation by side-stepping. *SIAM Journal on Mathematical Analysis*, 48:981–1005, 2016. WWU::123156.
- [9] J. A. Carrillo, Y. Huang, and M. Schmidtchen. Zoology of a nonlocal cross-diffusion model for two species. *SIAM Journal on Applied Mathematics*, 78(2):1078–1104, 2018.
- [10] G. L. Celora, H. M. Byrne, and P. G. Kevrekidis. Spatio-temporal modelling of phenotypic heterogeneity in tumour tissues and its impact on radiotherapy treatment. *Journal of Theoretical Biology*, 556:111248, 2023.
- [11] L. Corrias, B. Perthame, and H. Zaag. Global Solutions of Some Chemotaxis and Angiogenesis Systems in High Space Dimensions. *Milan Journal of Mathematics*, 72(1):1–28, October 2004.
- [12] R. M. Crossley, S. Johnson, E. Tsingos, Z. Bell, M. Berardi, M. Botticelli, Q. J. S. Braat, J. Metzcar, M. Ruscone, Y. Yin, and R. Shuttleworth. Modeling the extracellular matrix in cell migration and morphogenesis: a guide for the curious biologist. *Frontiers in Cell and Developmental Biology*, 12:1354132, 2024.
- [13] R. M. Crossley, P. K. Maini, T. Lorenzi, and R. E. Baker. Traveling waves in a coarse-grained model of volume-filling cell invasion: Simulations and comparisons. *Studies in Applied Mathematics*, 151(4):1471–1497, 2023.

- [14] R. M. Crossley, K. J. Painter, T. Lorenzi, P. K. Maini, and R. E. Baker. Phenotypic switching mechanisms determine the structure of cell migration into extracellular matrix under the ‘go-or-grow’ hypothesis. *Mathematical Biosciences*, page 109240, 2024.
- [15] J. C. Dallon, J. A. Sherratt, and P. K. Maini. Mathematical modelling of extracellular matrix dynamics using discrete cells: Fiber orientation and tissue regeneration. *Journal of Theoretical Biology*, 199(4):449–471, August 1999.
- [16] M. Di Francesco, A. Esposito, and S. Fagioli. Nonlinear degenerate cross-diffusion systems with nonlocal interaction. *Nonlinear Analysis*, 169:94–117, 2018.
- [17] V. Ehrlacher, G. Marino, and J.-F. Pietschmann. Existence of weak solutions to a cross-diffusion Cahn-Hilliard type system. *Journal of Differential Equations*, 286:578–623, 2021.
- [18] C. Falcó, R. M. Crossley, and R. E. Baker. Travelling waves in a minimal go-or-grow model of cell invasion. *Applied Mathematics Letters*, 158:109209, 2024.
- [19] R. A. Fisher. The wave of advance of advantageous genes. *Annals of Eugenics*, 7(4):355–369, June 1937.
- [20] R. A. Gatenby and E. T. Gawlinski. A reaction-diffusion model of cancer invasion. *Cancer Research*, 56(24):5745–5753, 1996.
- [21] R. A. Gatenby, E. T. Gawlinski, A. F. Gmitro, B. Kaylor, and R. J. Gillies. Acid-mediated tumor invasion: A multidisciplinary study. *Cancer Research*, 66(10):5216–5223, May 2006.
- [22] R. Jordan, D. Kinderlehrer, and F. Otto. The variational formulation of the Fokker-Planck equation. *SIAM J. Math. Anal.*, 29(1):1–17, 1998.
- [23] A. Jüngel. The boundedness-by-entropy method for cross-diffusion systems. *Nonlinearity*, 28(6):1963–2001, 2015.
- [24] M. Kandhwal, T. Behl, S. Singh, N. Sharma, S. Arora, S. Bhatia, A. Al-Harrasi, M. Sachdeva, and S. Bungau. Role of matrix metalloproteinase in wound healing. *American Journal of Translational Research*, 14(7):4391–4405, 2022.
- [25] A. N. Kolmogorov, I. Petrovskii, and N. S. Piskunov. A study of the equation of diffusion with increase in the quantity of matter, and its application to a biological problem, byul. *Moscow University Mathematics Bulletin*, 1(6):1–25, 1937.
- [26] A. Marciniak-Czochra and M. Ptashnyk. Boundedness of solutions of a haptotaxis model. *Mathematical Models and Methods in Applied Sciences*, 20(03):449–476, 2010.
- [27] N. K. Martin, E. A. Gaffney, R. A. Gatenby, and P. K. Maini. Tumour–stromal interactions in acid-mediated invasion: a mathematical model. *Journal of Theoretical Biology*, 267(3):461–470, 2010.
- [28] J. Mason, R. L. Jack, and M. Bruna. Macroscopic behaviour in a two-species exclusion process via the method of matched asymptotics. *Journal of Statistical Physics*, 190(3):47, 2023.
- [29] R. McLennan, L. J. Schumacher, J. A. Morrison, J. M. Teddy, D. A. Ridenour, A. C. Box, C. L. Semerad, H. Li, W. McDowell, D. Kay, P. K. Maini, R. E. Baker, and P. M. Kulesa. Neural crest migration is driven by a few trailblazer cells with a unique molecular signature narrowly confined to the invasive front. *Development*, 142(11):2014–2025, June 2015.

- [30] R. McLennan, L. J. Schumacher, J. A. Morrison, J. M. Teddy, D. A. Ridenour, Andrew C. Box, C. L. Semerad, H. Li, W. McDowell, D. Kay, P. K. Maini, R. E. Baker, and P. M. Kulesa. VEGF signals induce trailblazer cell identity that drives neural crest migration. *Developmental Biology*, 407(1):12–25, November 2015.
- [31] C. T. Mierke. Extracellular matrix cues regulate mechanosensing and mechanotransduction of cancer cells. *Cells*, 13(1), 2024.
- [32] J. D. Murray. *Mathematical Biology I: An Introduction*. Springer New York, 2001.
- [33] F. Otto. Dynamics of labyrinthine pattern formation in magnetic fluids: a mean-field theory. *Archive for Rational Mechanics and Analysis*, 141(1), 1998.
- [34] S. L. Parsons, S. A. Watson, P. D. Brown, H. M. Collins, and R. J. Steele. Matrix metalloproteinases. *British Journal of Surgery*, 84(2):160–166, 1997.
- [35] A. J. Perumpanani and H. M. Byrne. Extracellular matrix concentration exerts selection pressure on invasive cells. *Eur. J. Cancer*, 35(8):1274–1280, 1999.
- [36] A. J. Perumpanani, J. A. Sherratt, and P. K. Maini. Phase differences in reaction-diffusion-advection systems and applications to morphogenesis. *IMA Journal of Applied Mathematics*, 55(1):19–33, 1995.
- [37] J. A. Sherratt. Chemotaxis and chemokinesis in eukaryotic cells: The Keller-Segel equations as an approximation to a detailed model. *Bulletin of Mathematical Biology*, 56(1):129–146, January 1994.
- [38] J. Simon. Compact sets in the space $L^p(O, T; B)$. *Annali di Matematica pura ed applicata*, 146:65–96, 1986.
- [39] S. A. Socolofsky and G. H. Jirka. Engineering–lectures, 2005.
- [40] T. L. Stepien, E. M. Rutter, and Y. Kuang. Traveling waves of a go-or-grow model of glioma growth. *SIAM Journal on Applied Mathematics*, 78(3):1778–1801, 2018.
- [41] C. Stinner, C. Surulescu, and M. Winkler. Global weak solutions in a pde-ode system modeling multiscale cancer cell invasion. *SIAM Journal on Mathematical Analysis*, 46(3):1969–2007, 2014.
- [42] J. Winkler, A. Abisoye-Ogunniyan, K. J. Metcalf, and Z. Werb. Concepts of extracellular matrix remodelling in tumour progression and metastasis. *Nature Communications*, 11(1):5120, 2020.
- [43] N. Zamponi and A. Jüngel. Analysis of degenerate cross-diffusion population models with volume filling. In *Annales de l’Institut Henri Poincaré C, Analyse Non Linéaire*, volume 34, pages 1–29. Elsevier, 2017.