
Correlations Are Ruining Your Gradient Descent

Nasir Ahmad

Department of Machine Learning and Neural Computing
Donders Institute for Brain, Cognition and Behaviour
Thomas van Aquinostraat 4, Nijmegen, 6525GD
The Netherlands
`nasir.ahmad@donders.ru.nl`

Abstract

Herein the topics of (natural) gradient descent, data decorrelation, and approximate methods for backpropagation are brought into a dialogue. Natural gradient descent illuminates how gradient vectors, pointing at directions of steepest descent, can be improved by considering the local curvature of loss landscapes. We extend this perspective and show that to fully solve the problem illuminated by natural gradients in neural networks, one must recognise that correlations in the data at any linear transformation, including node responses at every layer of a neural network, cause a non-orthonormal relationship between the model's parameters. To solve this requires a solution to decorrelate inputs at each individual layer of a neural network. We describe a range of methods which have been proposed for decorrelation and whitening of node output, while providing a novel method specifically useful for distributed computing and computational neuroscience. Implementing decorrelation within multi-layer neural networks, we can show that not only is training via backpropagation sped up significantly but also existing approximations of backpropagation, which have failed catastrophically in the past, are made performant once more. This has the potential to provide a route forward for approximate gradient descent methods which have previously been discarded, training approaches for analogue and neuromorphic hardware, and potentially insights as to the efficacy and utility of decorrelation processes in the brain.

1 Introduction

The method of gradient descent is as popular as it is intuitive. This method, of stepping in the direction of steepest descent of a function, is applied successfully across the engineering sciences as well as in the modern AI revolution to find (local) optima of arbitrary functions. Alternative optimization methods have proven largely unsuccessful in being generally applied to continuous functions of arbitrary form, with second-order methods being largely brittle when applied to non-convex functions. Nonetheless, methods for speeding-up optimizations are not only interesting but have huge potential economic and environmental impact.

In 1998 it was proposed that there might be a perspective beyond typical gradient descent, called natural gradient descent [Amari, 1998], which might overcome some elements of skew and scale in the updates produced by gradient descent. Natural gradient descent has since been explored at the edges of the field of optimization, and deep neural network training [Bernacchia et al., 2018, Martens and Grosse, 2015, Desjardins et al., 2015, Heskes, 2000], with greater stability than traditional second order methods [Dauphin et al., 2014]. However, it is (as a principle) less widely understood, less applied, and less intuitive than it could be.

Simultaneous to this line of development, the principles behind learning in natural biological systems and potential algorithms for learning in distributed systems have been under investigation [Lillicrap

et al., 2020]. From these fields have sprung a whole range of approximate methods for gradient descent which promise to explain how learning might occur in brains or how it might be enabled in analogue hardware (neuromorphic, analogue, or otherwise).

We aim to bring together these lines of research, contributing to each individually while also providing a synthesis. Specifically,

1. We demonstrate that correlations in data (between features) at the input and hidden layers of deep networks are one half of natural gradients, and that they contribute to a non-orthonormal basis in parameters.
2. We explore and expand the efficacy of methods for removing correlations from deep neural networks to better align gradient descent with natural gradients.
3. We show that decorrelating mechanisms not only speed up learning by backpropagation, but that decorrelation can also enable alternatives approximations to gradient descent.

The intention of this work is to bring insight to those who wish for more efficient gradient descent and excitement to those interested in approximate gradient descent methods whether for explanation of learning in biological systems or implementation in physical/neuromorphic systems.

2 Data correlations can cause parameters to enter a non-orthonormal relation

Here we address the first of our goals. We describe gradient descent, it's relation to natural gradients, and demonstrate the often ignored aspect of input correlations impacting parameter orthonormality.

2.1 Gradient Descent

Consider the case in which we have a dataset which provides input and output pairs $(x, y) \in \mathcal{D}$, and we wish for some parameterised function, $z = f_{\theta}(x)$, with parameters θ to produce a mapping relating these. This mapping would be optimal if it minimised a loss function $\mathcal{L}(\theta) = \frac{1}{|\mathcal{D}|} \sum_{(x, y) \in \mathcal{D}} \ell(f_{\theta}(x), y)$, where the sample-wise loss function, ℓ , can be a squared-error loss for regression, the negative log-likelihood for classification, or any other desired cost.

The problem which we wish to solve in general is to minimise our loss function and find the optimal set of parameters, effectively to find $\operatorname{argmin}_{\theta} \mathcal{L}(\theta)$. However, finding this minimum directly is challenging for most interesting problems. Gradient descent proposes a first-order optimisation process by which we identify an update direction (not directly the optimized value) for our parameters based upon a linearization of our loss function. This is often formulated as taking a 'small step' in the direction steepest descent of a function, in it's gradient direction, such that

$$\delta\theta^{\text{GD}} = -\eta \nabla \mathcal{L}(\theta),$$

where η is the step size.

However, this assumption of taking a 'small step' in the gradient direction hides a specific assumption. In fact, it is equivalent to minimising a linear approximation (1st order Taylor expansion) of our loss function with an added penalization based upon the change in our parameters. Specifically, this is the optimum solution of

$$\delta\theta^{\text{GD}} = \operatorname{argmin}_{\delta\theta} \mathcal{L}(\theta) + \nabla \mathcal{L}(\theta)^{\top} \delta\theta + \frac{1}{2\eta} \delta\theta^{\top} \delta\theta.$$

where, $\delta\theta^{\top} \delta\theta = \|\delta\theta\|_2^2 = \sum_i \delta\theta_i^2$. Thus, gradient descent assumes that it is sensible to measure and limit the distance of our parameter update in terms of the squared (Euclidean) norm of the parameter change. Natural gradients supposes that this is not the best choice.

2.2 Natural Gradient Descent

Amari [1998], proposed the concept of natural gradients, and put forth the Riemann metric as the sensible alternative to a regular Euclidean measurement of distance. Specifically, rather than define

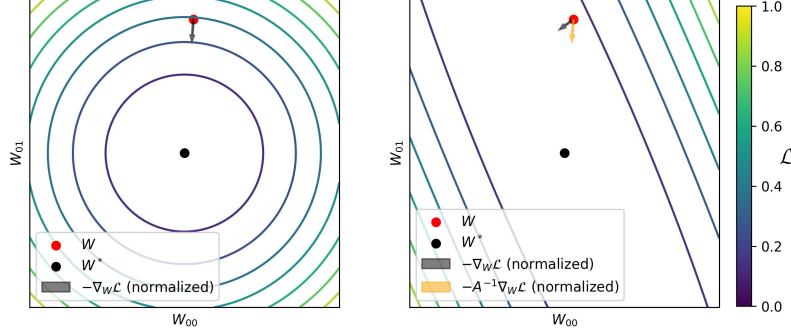


Figure 1: Left is shown a loss function landscape (in parameter space) which is a well-conditioned convex loss. In red is shown a model being optimised and the gradient descent direction (grey arrow) points toward the minimum of the function. Right, the loss function is modified to include a positive semi-definite scaling matrix ($\mathcal{L} = \sum_{(x,y) \in \mathcal{X}} (\mathbf{W}\mathbf{x} - \mathbf{y})^\top \mathbf{A}(\mathbf{W}\mathbf{x} - \mathbf{y})$.) which causes a skew and stretch of the loss landscape. Gradient descent no longer points toward the minimum but instead in the direction of steepest descent (a detour), whereas natural gradient descent (orange arrow) points directly once more at the loss function minimum.

squared distance with the Euclidean metric ($|\delta\theta|^{\text{Euclidean}} = \sum_i \delta\theta_i^2$), you can instead use a general metric instead,

$$|\delta\theta|^{\text{Riemannian}} = \sum_i \sum_j g_{ij} \delta\theta_i \delta\theta_j = \delta\theta^\top \mathbf{G}(\theta) \delta\theta$$

where \mathbf{G} is the Riemann metric matrix. Note, that the values of the matrix, \mathbf{G} , are a function of θ and are thus not static but depend upon θ . We can now make use of our Riemannian metric in place of the previous Euclidean metric such that,

$$\delta\theta^{\text{NGD}} = \underset{\delta\theta}{\operatorname{argmin}} \mathcal{L}(\theta) + \nabla \mathcal{L}(\theta)^\top \delta\theta + \frac{1}{2\eta} \delta\theta^\top \mathbf{G} \delta\theta$$

and thus we have now arrived at a neat formulation of natural gradient descent,

$$\delta\theta^{\text{NGD}} = -\eta \mathbf{G}^{-1} \nabla \mathcal{L}(\theta).$$

Natural gradient descent aims to ensure that it is not the steepest direction of descent which is taken, but instead the direction which undoes any skew in the loss function to arrive at a more direct descent toward (local) minima. This difference is illustrated in Figure 1.

One question remains, how might one arrive at a form for the Riemann metric matrix, \mathbf{G} ?

The loss distance as a penalty

Natural gradient approaches tend to find the form of this matrix by redefining models as probabilistic and thereafter forming a connection to the Fischer information matrix and information geometry [Amari, 1998, Martens, 2020]. This unfortunately both obfuscates the intuition for natural gradients and disentangles it from deterministic (point) models with arbitrary losses.

We choose instead to describe this optimization in the deterministic regime and provide intuition of it's impact, in a manner similar to that of Heskes [2000]. Suppose that, instead of penalizing the Euclidean distance of our parameter change, that we instead penalize the distance travelled in *loss* space. Mathematically, we are supposing that

$$\delta\theta^\top \mathbf{G} \delta\theta \approx \frac{1}{|\mathcal{D}|} \sum_{(x,y) \in \mathcal{D}} (\ell(\mathbf{f}_{\theta+\delta\theta}(x), \mathbf{y}) - \ell(\mathbf{f}_\theta(x), \mathbf{y}))^2.$$

Note, we here measure distance in terms of individual loss samples as otherwise one loss sample's value can increase while another's decreases - i.e. the total loss change can be degenerate to changes in the sample wise losses.

It can be shown that by expanding this term with it's Taylor series, see Appendix A, one arrives at $\mathbf{G} = \langle \nabla_{\theta} \ell^{\top} \nabla_{\theta} \ell \rangle_x$, bringing us to the same solution as found in general for the natural gradients learning rule update, where

$$\delta \theta^{\text{NG}} = -\eta \langle \nabla_{\theta} \ell^{\top} \nabla_{\theta} \ell \rangle_x^{-1} \nabla_{\theta} \mathcal{L}.$$

This intuition, that natural gradients can be viewed as a method for taking a step of optimization while regularizing the size of step in terms of loss difference, is a perspective which we believe is more interpretable while arriving at an equivalent solution.

2.3 Natural Gradient Descent for a DNN

Moving beyond the simple case of regression, we zoom into this problem when applied to multilayer neural networks. Defining a feed-forward neural network as

$$\mathbf{x}_i = \phi(\mathbf{h}_i) = \phi(\mathbf{W}_i \mathbf{x}_{i-1})$$

for $i \in [1 \dots L]$, where L is the number of layers in our network, ϕ is a non-linear activation function (which we shall assume is a fixed continuous transfer function for all layers), \mathbf{W}_i is a matrix of parameters for layer i , \mathbf{x}_0 is our input data, and \mathbf{x}_L is our model output. We ignore biases for now as a simplification of our derivation.

Martens and Grosse [2015] (as well as Desjardins et al. [2015] and Bernacchia et al. [2018]) provided a derivation for this quantity. We demonstrate this derivation in Appendix B, and present it's conclusions and assumptions here in short. Note that a first assumption is made here, that the natural gradient update can be computed for each layer independently, rather than for the whole network. This approximation not only works in practice Desjardins et al. [2015] but is also fully theoretically justified for linear networks [Bernacchia et al., 2018]. Taking only a single layer of a network, one may determine that

$$\mathbf{G}_{\mathbf{W}_i} = \langle \nabla_{\theta_{\mathbf{W}_i}} \ell^{\top} \nabla_{\theta_{\mathbf{W}_i}} \ell \rangle_{\mathbf{x}_0} = \left\langle \text{Vec} \left(\frac{\partial \ell}{\partial \mathbf{h}_i} \mathbf{x}_{i-1}^{\top} \right)^{\top} \text{Vec} \left(\frac{\partial \ell}{\partial \mathbf{h}_i} \mathbf{x}_{i-1}^{\top} \right) \right\rangle_{\mathbf{x}_0}$$

where the update is computed for a (flattened) vectorised set of parameters, indicated by the $\text{Vec}()$ function.

After inversion, multiplication by the gradient, and reorganisation using the Kronecker mixed-product rule one (with the additional assumption that the gradient signal is independent of the input data distribution) arrives at

$$\delta \theta_{\mathbf{W}_i} = -\eta \text{Vec} \left(\left\langle \frac{\partial \ell}{\partial \mathbf{h}_i}^{\top} \frac{\partial \ell}{\partial \mathbf{h}_i} \right\rangle_y^{-1} \left\langle \frac{\partial \ell}{\partial \mathbf{h}_i} \mathbf{x}_{i-1}^{\top} \right\rangle_{\mathbf{x}_{i-1}} \left\langle \mathbf{x}_{i-1}^{\top} \mathbf{x}_{i-1} \right\rangle_{\mathbf{x}_{i-1}}^{-1} \right).$$

Examining the terms of this update, we can see that the original gradient term (as you would compute by backpropagation) is in the middle of this equation. From the left it is multiplied the inverse correlation of the gradient vectors - tackling any skews in loss landscape as we visualized above. From the right the gradient descent update is multiplied by the inverse input data correlation - specifically the input to this particular layer of the network. The presence of the inverse of the input correlation term is not only surprising but also an underappreciated aspect of natural gradients.

Note that we here refer to these outer product terms as correlations, despite the fact that a true correlation would require a centering of data and normalization. This is for ease of discussion and we never truly center or normalize any data.

2.4 The issue with data correlations

In Figure 2, we visualise the impact of input data correlations within a linear regression problem. Note that, as for Figure 1, we are visualising a loss landscape for a simple linear regression problem (equivalent to a single layer network). As is clear, when our data itself has some correlation structure present, gradient descent once again points off-axis such that it would take a detour during optimization.

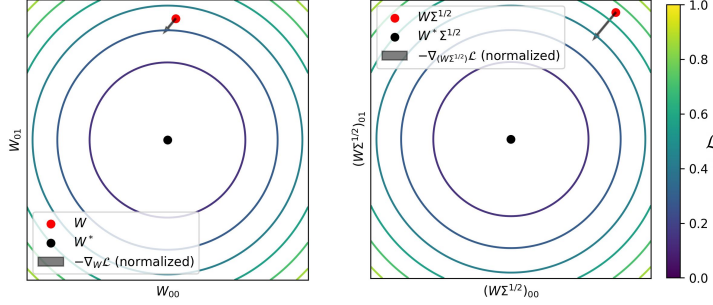


Figure 2: Left, the gradient descent vector is shown for a linear regression problem, though now the input data \mathbf{x} has a correlation structure $\langle \mathbf{x}\mathbf{x}^\top \rangle = \Sigma$. Right, if the correlation matrix is integrated into the parameters, the alignment with direction of steepest descent in this landscape is returned.

It is ultimately rather trivial to show why data correlations ruin gradient descent. If you consider a new set of data with some correlation structure, $\langle \mathbf{x}\mathbf{x}^\top \rangle = \Sigma$, you may equally (supposing well conditioned data) write this data as a whitened dataset multiplied by the matrix square root of the correlation matrix, $\mathbf{x} = \Sigma^{1/2} \tilde{\mathbf{x}}$ where $\langle \tilde{\mathbf{x}}\tilde{\mathbf{x}}^\top \rangle = \mathbf{I}$. As such, we can look at the output of a linear model of our inputs, $\hat{\mathbf{z}} = \mathbf{W}\mathbf{x} = (\mathbf{W}\Sigma^{1/2})\tilde{\mathbf{x}}$, as a model in which this additional correlation matrix is a matrix by which our parameters are being brought into a non-orthonormal relationship. Thus, if we compute gradient descent with respect to our parameters, \mathbf{W} , without accounting for the correlation inducing matrix, $\Sigma^{1/2}$, we have updated parameters which are no longer orthonormal, compare Figure 2 right.

This perspective, that input correlations at every layer of a deep neural network cause a non-orthonormal relationship between parameters, is our first major contribution. In the work which follows, we focus upon undoing data correlations and investigate how this impacts learning in neural networks.

3 Simple decorrelation mechanisms can rid networks of data correlations

Above we have shown that data correlations impact the relationship between parameters at linear transformations. Thereby, the direction of gradient descent is skewed. We now go on to show how this can be corrected for.

There are two potential routes for correction of the gradient descent direction. First, one may measure correlation structure and directly invert and apply this inversion to the gradient updates to move toward a natural gradient descent update rule. However, the data being fed into one's parameters is still correlated and therefore continues to contribute to a non-orthonormal basis.

Instead, we here describe methods for modifying neural network models such that the states at each layer are uncorrelated via some operation, no matter whether we are doing inference or training. Regular gradient descent in such a case is now closer in its update to natural gradients!

Note that hereafter we make use of gradient descent to update models and attempt to remove data correlations within our models. Notably, we do not attempt to remove gradient-correlations, the better known aspect of natural gradients. Thus performance is potentially left available via that route.

Existing methods for decorrelation

Data correlations can be removed from every layer of a deep neural network via a number of methods. These correlations much be undone continuously to keep up with changing correlation structures within deep neural networks as they are trained. Two main approaches exist to tackle the issue of removing data correlations: measurement of the correlation and inversion (via matrix decomposition) or a continually updated estimate of a decorrelating matrix.

A number of works exist for directly taking the inverse-square-root of the correlation matrix of some data. Desjardins et al. [2015] did so by measuring the correlation matrix of data at every layer

of a neural network at pre-defined checkpoints and thereafter carried out a matrix decomposition and inverse (as did Luo [2017]). Bernacchia et al. [2018] did this at a minibatch-level, measuring correlations within a mini-batch and inverting these individually. Batch-normalization has also been extended to whitening and decorrelation for deep neural network training in a similar fashion [Huang et al., 2018, 2019], and this principle has been extended to much deeper networks, though also while stepping away from the theoretical framing of natural gradients. These works went so far as to apply decorrelation methods to extremely deep networks (101-layer) networks [Huang et al., 2018, 2019].

Few methods have considered iteratively computing a decorrelation matrix directly (i.e. without inversion or matrix decomposition) [Ahmad et al., 2022, Dalm et al., 2024]. The methods which do exist, optimise a matrix for decorrelation alongside the regular weight matrices in a neural network by construction of an appropriate loss function capturing how data should be modified for correlation reduction. These methods, however, were not theoretically linked to natural gradients.

The above methods were furthermore all unable to be described as a system of recurrent dynamics - therefore implausible for brains or for distributed computing systems. From computational neuroscience however, a number of methods for dynamic and recurrent removal of data correlations were proposed from the perspective of competitive learning and inhibitory control [Földiák, 1990, Pehlevan et al., 2015, Oja, 1989, Vogels et al., 2011]. These methods, in contrast to all the previously described approaches, were only applied in single layer networks, mostly in unsupervised contexts.

Here we present a method which bridges across all of the above, allowing fast and stable decorrelation while having a formulation within a recurrent system of dynamics.

A novel decorrelation mechanism

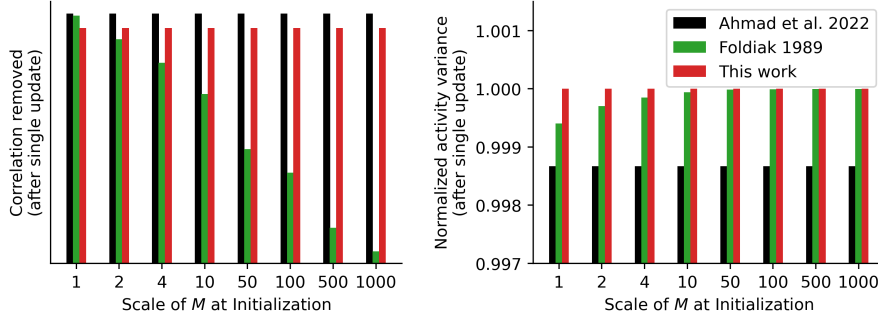


Figure 3: Left, existing methods for decorrelation through a system of dynamics (example of Földiák [1990], representative of Pehlevan et al. [2015], Vogels et al. [2011] and more) reduce activity correlations in a manner which is affected by the present scale (eigenvalues) of the decorrelating matrix. Right, existing methods also reduce the scale of all activity in a layer while decorrelating - tending toward the trivial solution of zero activity. The approach proposed in this work solves both of these issues.

In order to iterate beyond the present decorrelation methods, we propose a method of decorrelation within a neural network with the following properties:

1. Learns to decorrelate consistently, regardless of the scale of the decorrelation matrix
2. Ensures that decorrelation does not reduce net activity in a layer
3. Allows formulation of decorrelation as a distributed dynamical system

We propose that, at all layers of a neural network, one may construct a linear decorrelating transformation of the input data, such that $\tilde{x}_i = M_i x_i$ where \tilde{x}_i is intended to be a decorrelated form of the data x_i . This means that a network now has one additional linear transformation per layer and the full network’s computation is now written

$$x_i = \phi(h_i) = \phi(W_i \tilde{x}_i) = \phi(W_i M_i x_i)$$

where all elements are as described previously, with the addition of a square decorrelating matrix M_i at every layer.

In order to learn this decorrelating matrix, one may update the decorrelating matrix in an iterative fashion such that

$$\mathbf{M}_i \leftarrow g_i(\mathbf{M}_i - \eta_M \langle \bar{\mathbf{x}}_i \bar{\mathbf{x}}_i^\top \rangle \mathbf{M}_i)$$

where η_M is a learning rate for this update, and g_i is a gain factor which ensures that the entire layer’s output has the same norm, $g_i = \sqrt{\langle \mathbf{x}_i^\top \mathbf{x}_i \rangle / \langle \bar{\mathbf{x}}_i^\top \bar{\mathbf{x}}_i \rangle}$. This update minimises a loss capturing the correlations in $\bar{\mathbf{x}}$ in the style of Ahmad et al. [2022]. Updates can be carried out in a stochastic fashion by simply measuring the correlations in $\bar{\mathbf{x}}$ within a minibatch for iterative updating.

One might enquire as to why this method is useful or interesting. Examining Figure 3, this decorrelation rule is effective at reducing the level of correlation at a network layer regardless of the existing scale (eigenvalues) of the decorrelating matrix - a problem faced by the existing learning rules of Földiák [1990], but also by the similar rules proposed by Pehlevan et al. [2015], Oja [1989], Vogels et al. [2011]. Furthermore, this rule, via the scalar gain factor g_i , ensures that the scale (norm) of activities at any given layer remain at the existing scale, rather than reducing, see Figure 3 right. This ensures that decorrelating data does not tend towards the trivial decorrelation solution in which all unit activities are zero.

Finally, aside from each of these benefits, this system can easily be converted to a system of recurrent dynamics with local-information, see Appendix C. This is particularly a benefit if one wished to implement this method in a neuromorphic device or to link it to biological nervous systems.

A note on decorrelation vs whitening

In this work we limit our emphasis on whitening and focus more upon decorrelation. The reason for this is two-fold. First, the off-diagonal elements of the decorrelation matrices cause the greatest impact in skewing gradient descent. The diagonal elements simply scale up/down the gradient vector and this can be trivially dealt with by modern optimizers (e.g. with the Adam optimizer [Kingma and Ba, 2014]). Second, for data in which features are often zero or extremely sparse, normalizing for unit variance can result in extremely large valued activations (distributions with extremely long tails) or unstable updates in the stochastic updating regime.

4 Approximate methods for gradient descent work when coupled with decorrelation

The efficacy of decorrelation rules for improving the convergence speed of backpropagation trained algorithms is significant, as demonstrated in existing work [Huang et al., 2018, 2019, Dalm et al., 2024]. Rather than focus upon scaling this method to networks of significant depth (e.g. ResNet architectures as investigated by Huang et al. [2019] and Dalm et al. [2024]) we focus upon shallower networks and show how removal of data correlations enables existing approximate methods for backpropagation.

It has been found that many existing ‘biologically plausible’ learning rules (i.e. ones which substitute backpropagation of error for alternative methods of gradient assignment which can be considered more plausible for distributed networks such as the brain) do not effectively scale to deeper networks and harder tasks [Bartunov et al., 2018]. Recently, Dalm et al. [2023] made use of the decorrelation rule proposed by Ahmad et al. [2022] in order to enable training of multi-layer neural networks via the node-perturbation algorithm. In doing so, they did not draw a direct relation to the theories of natural gradients but were aided inadvertently by this effect.

Here we show that not only does decorrelation enable training of multi-layer neural networks with the node-perturbation algorithm but also enable multi-layer network training when combined with implementation of the feedback alignment algorithm.

Figure 4 shows the training convergence curves of fully connected neural network models with four 1000-unit hidden layers of nodes after the input before a final output layer of 10/100 nodes (CIFAR10/100 respectively). As can be seen, backpropagation when coupled with decorrelation benefits from a significant speed-up in convergence, up to 4x in the case of CIFAR100 with training convergence. However, much more significantly the Feedback Alignment (FA) method, which randomly projects errors backward between layers, learns orders of magnitude more quickly with decorrelation than without, even approaching the learning speed of backpropagation. Similarly, Node

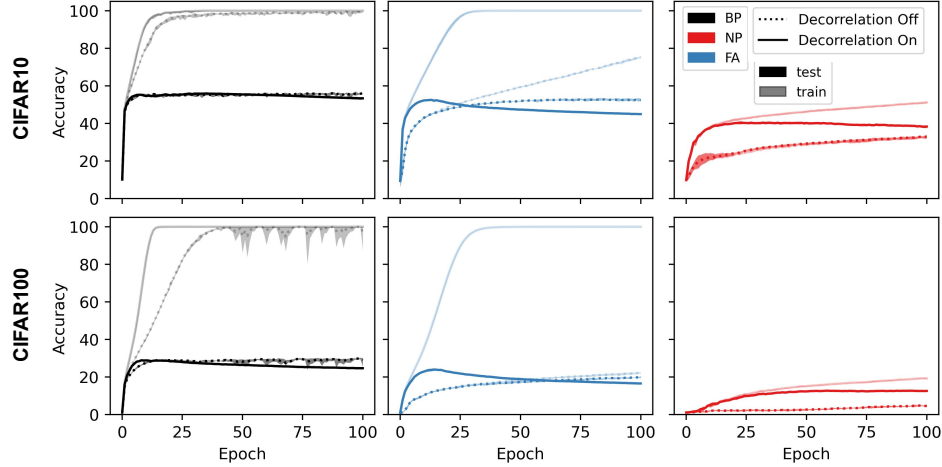


Figure 4: Adding a decorrelation mechanism at every layer of a neural network can massively speed up training convergence speed. Results are shown for backpropagation (left), feedback alignment (middle), and node perturbation (right) train upon the CIFAR10 (top row), and CIFAR100 (bottom row) classification tasks. All methods were applied in networks with a hierarchical feedforward neural network with four hidden layers of nodes of 1000 units each. All learning methods were combined with the Adam optimizer [Kingma and Ba, 2014] and the categorical cross entropy loss. Envelopes show the max and min accuracy levels across five randomly seeded networks. Parameters were selected based upon an independent grid search over decorrelation and forward learning rates for maximum training performance.

Perturbation (NP) is massively sped up, though suffers still from slower convergence speed than the other algorithms.

5 Discussion

5.1 Decorrelation enables approximations of gradient descent

The success of decorrelation in enabling learning with the node perturbation and feedback alignment algorithms indicates that, via removal of cross-correlation structure between nodes in layers of a neural network, minimisation of the loss function is made much ‘easier’. These two algorithms are by no means the only algorithms which might be enabled by a decorrelation mechanism, and if one is interested in training of neural networks upon exotic hardware, one might consider combining such a distributed decorrelation mechanism with a number of alternative learning algorithms such as (direct) feedback alignment [Lillicrap et al., 2016, Nøkland, 2016], surrogate gradient learning Neftci et al. [2019] and more (already proven for [Povey et al., 2014]).

5.2 Decorrelation in biological systems

Yet another parallel stream of this work which has engaged with concepts of decorrelation and whitening is that which has taken place in the context of biological neural networks, both on a computational and experimental level.

In the neurosciences, decorrelation has been presented as an explanation of the filtering which happens at multiple levels in nervous systems. The center-surround processing which takes place at the earliest stage of visual processing (at retinal ganglion cells), for example, has been proposed as an aid for decorrelation of visual input to the brain [Pitkow and Meister, 2012]. At a more general scale, inhibitory plasticity appears to be learned in a manner which also leads to spatial decorrelation [He and Cline, 2019], something which has also been modelled [Vogels et al., 2011].

Beyond experimental work, simulation work has also shown that via decorrelation of unit activities, competitive learning can be established to learn subspaces in a distributed and ‘local’ fashion [Bell

and Sejnowski, 1997, Földiák, 1990, Oja, 1989], something which can also be extended for the reproduction of early visual cortical receptive fields [Zylberberg et al., 2011].

Though much of this work is framed by work in computational neuroscience, the strict decorrelation which we employ to overcome the issues inherent to gradient descent is far from the kind of decorrelation observed in real neural systems. Neural data suggests that nearby neurons can have correlated activities - a feature which may be required for redundancy and robustness to cell death. Furthermore, the decorrelation mechanisms which have been observed are often learned in a slow manner and on many different scales depending upon the brain area under consideration. All in all, though we point toward a promising method by which local and distributed learning can be enabled, there remain significant questions about how much of this analysis might be directly mappable to neural systems. Finally, a more detailed model of neuronal interaction, for example in the style proposed by Lipshutz and Simoncelli [2024], would be more appropriate for providing a detailed proposal on the role of different neuron types in decorrelation.

5.3 Decorrelation and overfitting

Wadia et al. [2021] pointed out that the restriction to whitened data or second-order optimization methods can restrict the space of generalization. The speed with which our methods reach a point of overfitting is also clearly visible in our results, see Figure 4. To a degree, this should be expected given that our removal of correlation ensures that parameters act in an orthogonal manner and thus have greatest expressivity. However, it also makes clear how over-parameterized these models are.

This issue is one to keep in mind when developing methods which speed up training of models significantly and generalization performance should be a point of concern. As explored by Wadia et al. [2021], it may be that a regularized form of whitening/decorrelation would in fact be optimal for training for maximum generalization performance, though this needs further investigation.

6 Conclusion

Here we present an integration of a range of research directions including (natural) gradient descent, decorrelation and whitening, as well as approximate or alternative methods for backpropagation of error. Notably we illustrate and describe how one component of natural gradients is often overlooked and can be framed as correlations in data (at all layers of a neural network) bringing parameters into a non-orthonormal relationship. We show that data correlation in neural networks can be removed, in a similar fashion to neural competition, through an additional transformation at each layer of a network. Removing these correlations allows much faster training of neural networks with backpropagation but also magnitudes faster training of neural networks via alternative approximate algorithms. These results and insights together suggest that failures of ‘biologically-plausible’ learning approaches and learning rules for distributed computing could be overcome through decorrelation and the return of parameters to an orthonormal relationship.

References

- Shun-Ichi Amari. Natural gradient works efficiently in learning. *Neural Comput.*, 10(2):251–276, February 1998.
- Alberto Bernacchia, Máté Lengyel, and Guillaume Hennequin. Exact natural gradient in deep linear networks and its application to the nonlinear case. *Advances in neural information processing systems*, 31, 2018.
- James Martens and Roger Grosse. Optimizing neural networks with kronecker-factored approximate curvature. March 2015.
- Guillaume Desjardins, Karen Simonyan, Razvan Pascanu, et al. Natural neural networks. *Advances in neural information processing systems*, 28, 2015.
- T Heskes. On ‘natural’ learning and pruning in multi-layered perceptrons. *Neural Comput.*, 12(4): 881–901, April 2000.

- Yann Dauphin, Razvan Pascanu, Caglar Gulcehre, Kyunghyun Cho, Surya Ganguli, and Yoshua Bengio. Identifying and attacking the saddle point problem in high-dimensional non-convex optimization. June 2014.
- Timothy P Lillicrap, Adam Santoro, Luke Marris, Colin J Akerman, and Geoffrey Hinton. Backpropagation and the brain. *Nat. Rev. Neurosci.*, April 2020.
- James Martens. New insights and perspectives on the natural gradient method. *J. Mach. Learn. Res.*, 21(146):1–76, 2020.
- Ping Luo. Learning deep architectures via generalized whitened neural networks. In Doina Precup and Yee Whye Teh, editors, *Proceedings of the 34th International Conference on Machine Learning*, volume 70 of *Proceedings of Machine Learning Research*, pages 2238–2246. PMLR, 2017.
- Lei Huang, Dawei Yang, B Lang, and Jia Deng. Decorrelated batch normalization. *2018 IEEE/CVF Conference on Computer Vision and Pattern Recognition*, pages 791–800, April 2018.
- Lei Huang, Yi Zhou, Fan Zhu, Li Liu, and Ling Shao. Iterative normalization: Beyond standardization towards efficient whitening. *Proc. IEEE Comput. Soc. Conf. Comput. Vis. Pattern Recognit.*, pages 4869–4878, April 2019.
- Nasir Ahmad, Ellen Schrader, and M Gerven. Constrained parameter inference as a principle for learning. *Trans. Mach. Learn. Res.*, 2023, March 2022.
- Sander Dalm, Joshua Offergeld, Nasir Ahmad, and Marcel van Gerven. Efficient deep learning with decorrelated backpropagation. May 2024. arXiv: 2405.02385.
- P Földiák. Forming sparse representations by local anti-hebbian learning. *Biol. Cybern.*, 64(2): 165–170, 1990.
- Cengiz Pehlevan, Tao Hu, and Dmitri B Chklovskii. A Hebbian/Anti-Hebbian neural network for linear subspace learning: A derivation from multidimensional scaling of streaming data. *Neural Comput.*, 27(7):1461–1495, July 2015.
- Erkki Oja. NEURAL NETWORKS, PRINCIPAL COMPONENTS, AND SUBSPACES. *Int. J. Neural Syst.*, 01(01):61–68, January 1989.
- T P Vogels, H Sprekeler, F Zenke, C Clopath, and W Gerstner. Inhibitory plasticity balances excitation and inhibition in sensory pathways and memory networks. *Science*, 334(6062):1569–1573, December 2011.
- Diederik P Kingma and Jimmy Ba. Adam: A method for stochastic optimization. December 2014.
- Sergey Bartunov, Adam Santoro, Blake Richards, Luke Marris, Geoffrey E Hinton, and Timothy Lillicrap. Assessing the scalability of biologically-motivated deep learning algorithms and architectures. *Advances in neural information processing systems*, 31, 2018.
- Sander Dalm, Marcel van Gerven, and Nasir Ahmad. Effective learning with node perturbation in deep neural networks. October 2023. arXiv: 2310.00965.
- Timothy P Lillicrap, Daniel Cownden, Douglas B Tweed, and Colin J Akerman. Random synaptic feedback weights support error backpropagation for deep learning. *Nature Communications*, 7: 13276, November 2016.
- Arild Nøkland. Direct feedback alignment provides learning in deep neural networks. *Advances in neural information processing systems*, 29, 2016.
- Emre O Neftci, Hesham Mostafa, and Friedemann Zenke. Surrogate gradient learning in spiking neural networks: Bringing the power of Gradient-Based optimization to spiking neural networks, 2019.
- Daniel Povey, Xiaohui Zhang, and Sanjeev Khudanpur. Parallel training of DNNs with natural gradient and parameter averaging. October 2014.

Xaq Pitkow and Markus Meister. Decorrelation and efficient coding by retinal ganglion cells. *Nat. Neurosci.*, 15(4):628–635, March 2012.

Hai-Yan He and Hollis T Cline. What is Excitation/Inhibition and how is it regulated? a case of the elephant and the wisemen. *J. Exp. Neurosci.*, 13:1179069519859371, June 2019.

Anthony J Bell and Terrence J Sejnowski. The “independent components” of natural scenes are edge filters. *Vision Res.*, 37(23):3327–3338, December 1997.

Joel Zylberberg, Jason Timothy Murphy, and Michael Robert DeWeese. A sparse coding model with synaptically local plasticity and spiking neurons can account for the diverse shapes of V1 simple cell receptive fields. *PLoS Comput. Biol.*, 7(10):e1002250, October 2011.

David Lipshutz and Eero P Simoncelli. Shaping the distribution of neural responses with interneurons in a recurrent circuit model. May 2024.

Neha Wadia, Daniel Duckworth, Samuel S Schoenholz, Ethan Dyer, and Jascha Sohl-Dickstein. Whitening and second order optimization both make information in the dataset unusable during training, and can reduce or prevent generalization. In Marina Meila and Tong Zhang, editors, *Proceedings of the 38th International Conference on Machine Learning*, volume 139 of *Proceedings of Machine Learning Research*, pages 10617–10629. PMLR, 2021.

A Loss distance as an origin of the appropriate Riemann metric for natural gradients

In the main text, we propose that one may find the appropriate form of the Riemann metric for gradient descent by supposing that the metric measured should tend to the total summed sample-wise loss distance

$$\delta\theta^\top G \delta\theta \rightarrow \frac{1}{|\mathcal{D}|} \sum_{(x_0, y) \in \mathcal{D}} (\ell(f(\theta + \delta\theta, x_0), y) - \ell(f(\theta, x_0), y))^2.$$

By expanding the loss function with it’s Taylor series,

$$(\ell(f(\theta + \delta\theta, x_0), y) - \ell(f(\theta, x_0), y))^2 = (\ell + \nabla_\theta \ell \delta\theta + \delta\theta^\top \nabla_\theta^2 \ell \delta\theta + \dots - \ell)^2 \quad (1)$$

$$= (\nabla_\theta \ell \delta\theta + \delta\theta^\top \nabla_\theta^2 \ell \delta\theta + \dots)^2 \quad (2)$$

$$= \delta\theta^\top \nabla_\theta \ell^\top \nabla_\theta \ell \delta\theta + 2(\nabla_\theta \ell \delta\theta \times \delta\theta^\top \nabla_\theta^2 \ell \delta\theta) + \dots \quad (3)$$

$$(4)$$

As the change in parameters tend to small values (or equivalently as $\lim_{\eta \rightarrow 0}$), this term can be approximated by its first term. This first term, when used as the measure, is thus a simple equivalence to the Riemann metric

$$\delta\theta^\top G \delta\theta = \delta\theta^\top \langle \nabla_\theta \ell^\top \nabla_\theta \ell \rangle_{x_0 \in \mathcal{D}} \delta\theta.$$

B Derivation for the Riemann metric for a deep neural network

Defining our model as

$$x_i = \phi(h_i) = \phi(W_i x_{i-1})$$

for $i \in [1 \dots L]$, where L is the number of layers in our network, ϕ is a non-linear activation function (which we shall assume is a fixed continuous transfer function for all layers), W_i is a matrix of parameters for layer i , x_0 is our input data, and x_L is our model output. We ignore biases for now as a simplification of our derivation.

First let us begin by collecting all parameter matrices into a single vector of parameters, such that $\theta = \text{Vec}(W_1, W_2, \dots, W_L)^\top$ where $\text{Vec}(\cdot)$ indicates the flattening of a tensor into a vector. Next we can define, the derivative of our loss with respect to the parameters,

$$\nabla_\theta \mathcal{L} = \left(\frac{\partial \mathcal{L}}{\partial \text{Vec}(W_1, W_2, \dots, W_L)} \right) = \left\langle \text{Vec} \left(\frac{\partial \ell}{\partial h_1} x_0^\top, \frac{\partial \ell}{\partial h_2} x_1^\top, \dots, \frac{\partial \ell}{\partial h_L} x_{L-1}^\top \right) \right\rangle_{x_0 \in \mathcal{D}}$$

where we have replaced the derivative terms with the layer computation as can be calculated by backpropagation. We can now compute more straightforwardly the outer product of this gradient vector with itself, such that

$$\begin{aligned} G(\theta) &= \langle \nabla_{\theta} \ell^{\top} \nabla_{\theta} \ell \rangle_{x_0} \\ &= \left\langle \text{Vec} \left(\frac{\partial \ell}{\partial h_1} x_0^{\top}, \frac{\partial \ell}{\partial h_2} x_1^{\top}, \dots, \frac{\partial \ell}{\partial h_L} x_{L-1}^{\top} \right)^{\top} \text{Vec} \left(\frac{\partial \ell}{\partial h_1} x_0^{\top}, \frac{\partial \ell}{\partial h_2} x_1^{\top}, \dots, \frac{\partial \ell}{\partial h_L} x_{L-1}^{\top} \right) \right\rangle_{x_0} \end{aligned}$$

This is now a matrix of shape $G(\theta) \in \mathbb{R}^{M \times M}$ assuming $\theta \in \mathbb{R}^M$.

Rather than making explicit how to calculate the entire matrix, it is more fruitful to break down this computation into the separate blocks of this term, such that the (i, j) -block of our matrix is computed

$$G_{ij} = \left\langle \text{Vec} \left(\frac{\partial \ell}{\partial h_j} x_{j-1}^{\top} \right)^{\top} \text{Vec} \left(\frac{\partial \ell}{\partial h_i} x_{i-1}^{\top} \right) \right\rangle_{x_0} = \left\langle \left(x_{j-1} \otimes \frac{\partial \ell}{\partial h_j} \right)^{\top} \left(x_{i-1} \otimes \frac{\partial \ell}{\partial h_i} \right) \right\rangle_{x_0}$$

where \otimes represents the Kronecker (Zehfuss) product. The mixed-product property of the Kronecker product allows us to also re-formulate this as

$$G_{ij} = \left\langle (x_{j-1}^{\top} x_{i-1}) \otimes \left(\frac{\partial \ell}{\partial h_j}^{\top} \frac{\partial \ell}{\partial h_i} \right) \right\rangle_{x_0} = \langle x_{j-1}^{\top} x_{i-1} \rangle_{x_0} \otimes \left\langle \frac{\partial \ell}{\partial h_j}^{\top} \frac{\partial \ell}{\partial h_i} \right\rangle_y.$$

Note that we here made a separation of the expectation values based upon the fact that the loss value depends entirely on label or target output, y , and the network activities depend entirely on the value of the inputs, x_0 . We assume, as Bernacchia et al. [2018] do, that these can therefore be separately averaged.

There are now two possible ways to proceed, each requiring an alternative assumption. First, one may suppose that we decide to optimise only a single weight matrix of the network at a time, which would allow us to ignore all but the diagonal blocks of our matrix, G . Bernacchia et al. [2018] alternatively arrived at a sole consideration of the (inverse) diagonal blocks of G by assuming a linear network (i.e. that $\phi(x) = x$), and showing that in such a case, the matrix G is singular and that its pseudo-inverse can be taken using only the diagonal blocks.

Regardless, if we take a single block at a time, and suppose that we are only updating single weight matrices, we can now formulate the natural gradients learning rule as

$$\delta \theta_{W_i} = -\eta \langle \nabla_{\theta_{W_i}} \ell^{\top} \nabla_{\theta_{W_i}} \ell \rangle_{x_0}^{-1} \nabla_{\theta_{W_i}} \mathcal{L} \quad (5)$$

$$= -\eta \left(\langle x_{i-1}^{\top} x_{i-1} \rangle_{x_0} \otimes \left\langle \frac{\partial \ell}{\partial h_i}^{\top} \frac{\partial \ell}{\partial h_i} \right\rangle_y \right)^{-1} \nabla_{\theta_{W_i}} \mathcal{L} \quad (6)$$

$$= -\eta \left(\langle x_{i-1}^{\top} x_{i-1} \rangle_{x_0}^{-1} \otimes \left\langle \frac{\partial \ell}{\partial h_i}^{\top} \frac{\partial \ell}{\partial h_i} \right\rangle_y^{-1} \right) \text{Vec} \left\langle \frac{\partial \ell}{\partial h_i} x_{i-1}^{\top} \right\rangle_{x_0} \quad (7)$$

$$= -\eta \text{Vec} \left(\left\langle \frac{\partial \ell}{\partial h_i}^{\top} \frac{\partial \ell}{\partial h_i} \right\rangle_y^{-1} \left\langle \frac{\partial \ell}{\partial h_i} x_{i-1}^{\top} \right\rangle_{x_0} \langle x_{i-1}^{\top} x_{i-1} \rangle_{x_0}^{-1} \right) \quad (8)$$

$$(9)$$

Thus, we arrive at an expression which allows us to better interpret the impact of computing the natural gradient. We can appreciate that the natural gradient formulation thus achieves two things: - The left matrix multiplication removes any skew and mis-scaling of the loss function with respect to the hidden activities, dealing with the problem that we classically associate with a skewed loss landscape - The right matrix multiplication removes the impact of any *correlation structure in our input data*. Correlation structure in our input-data is equivalent to our parameters living in a non-orthonormal basis set and thus affects the speed and accuracy of training!

C Our decorrelation mechanism as a recurrent system of dynamics

One may describe our proposed decorrelation mechanism as a system of lateral dynamics where $\frac{d\bar{x}}{dt} = \bar{x} - M^{-1}x$. This system can be shown to precisely arrive at the exact solution as outlined in the above text, $\bar{x} = Mx$. Furthermore, if one wished to update the parameters of this dynamic decorrelation setup in stochastic manner (single sample mini-batches), then one may apply the Sherman-Morrison formula to show that M^{-1} should be updated with

$$\begin{aligned} M^{-1} &\leftarrow ((I - \eta_M \bar{x} \bar{x}^\top) g M)^{-1} = g^{-1} M^{-1} (I + \frac{\eta_M \bar{x} \bar{x}^\top}{1 - \eta_M \bar{x}^\top \bar{x}}) \approx g^{-1} M^{-1} (I + \eta_M \bar{x} \bar{x}^\top) \\ &\approx g^{-1} (M^{-1} + \eta_M (M^{-1} \bar{x}) \bar{x}^\top). \end{aligned}$$

Assuming that the total decorrelating signal to each individual unit can be locally measured ($M^{-1} \bar{x}$) then this system of dynamics can also be updated in a local fashion by each node.