

# Identification of Average Causal Effects in Confounded Additive Noise Models

Muhammad Qasim Elahi<sup>1</sup>, Mahsa Ghasemi<sup>1</sup>, Murat Kocaoglu<sup>1</sup>

School of Electrical and Computer Engineering, Purdue University<sup>1</sup>  
elahi0@purdue.edu, mahsa@purdue.edu, mkocaoglu@purdue.edu

July 16, 2024

## Abstract

Additive noise models (ANMs) are an important setting studied in causal inference. Most of the existing works on ANMs assume causal sufficiency, i.e., there are no unobserved confounders. This paper focuses on confounded ANMs, where a set of treatment variables and a target variable are affected by an unobserved confounder that follows a multivariate Gaussian distribution. We introduce a novel approach for estimating the average causal effects (ACEs) of any subset of the treatment variables on the outcome and demonstrate that a small set of interventional distributions is sufficient to estimate all of them. In addition, we propose a randomized algorithm that further reduces the number of required interventions to poly-logarithmic in the number of nodes. Finally, we demonstrate that these interventions are also sufficient to recover the causal structure between the observed variables. This establishes that a poly-logarithmic number of interventions is sufficient to infer the causal effects of any subset of treatments on the outcome in confounded ANMs with high probability, even when the causal structure between treatments is unknown. The simulation results indicate that our method can accurately estimate all ACEs in the finite-sample regime. We also demonstrate the practical significance of our algorithm by evaluating it on semi-synthetic data.

## 1 Introduction

Discovering cause and effect relationships is a paramount objective in data sciences, artificial intelligence, and machine learning. Through meticulous scientific study, identifying causal relations enhances the validity and generalizability of corresponding effects across various conditions [Lee and Bareinboim, 2020]. Causal relations are deemed desirable and valuable for constructing explanations and for contemplating novel interventions that were never experienced before [Pearl, 2009, Lee and Bareinboim, 2020]. A significant area of interest in causal reasoning is the use of observations and a series of interventions to identify various causal effects in a structural causal model (SCM) [Pearl, 2009, Peters et al., 2017, Kandasamy et al., 2019, Stovitz and Shrier, 2019]. Based on the framework developed by Pearl, an SCM consists of endogenous and exogenous variables and functional mappings that determine the values of endogenous values [Pearl, 2009]. Every SCM can also be represented as a directed acyclic graph (DAG), with variables represented as nodes, and relationships between variables represented as edges. Many fields, including medicine, advertising, economics, and others, utilize multiple interventions [Worrall, 2011, Rizzi and Pedersen, 1992].

While randomized controlled experiments can be used to identify causal relationships, they are often costly or unfeasible [Farmer et al., 2018]. Estimating treatment effects from observational data has gained attention due to limitations and ethical concerns of randomized experiments [Yao et al., 2021]. Observational data enables researchers to investigate causal effects without direct knowledge of treatment reasons, using variables such as units, treatments, outcomes, and pre/post-treatment information [Yao et al., 2021]. If there are no latent variables, it is possible to identify all causal effects from the observational distribution [Greenland and Robins, 1986, Spirtes et al., 2000]. When there are unobservable variables, the observational distribution may not be enough to identify causal effects due to potential confounding. To account for unobservable variables,

interventional data, and causal inference techniques may be required [Tian and Pearl, 2002]. In additive noise models (ANMs), it is assumed that the noise in the structural equations of variables is additive. If the noise terms in the ANM are statistically independent for different variables, it implies that there is no confounding present [Peters et al., 2014]. However, when the noise terms are not independent and have a joint distribution, the ANM is considered confounded [Jeunen et al., 2022]. It is a challenging task to estimate average causal effects from observational data in the presence of unobserved confounders, which may affect both the treatment and the outcome.

In this work, we aim to identify all ACEs in confounded ANMs with multivariate gaussian noise. To achieve this, we make specific assumptions about the noise in our analysis. We assume that the noise follows a multivariate Gaussian distribution. Furthermore, to avoid issues with intervening on the outcome, we assume that a treatment variable can't be a descendant of the outcome variable. The main contributions of the paper are listed below:

- We propose an algorithm for estimating ACEs of any subset of treatments in confounded ANMs from a small number of interventional data sets. We identify conditions that the set of available interventional data sets needs to satisfy to enable this.
- We propose a randomized algorithm that can be used to identify poly-logarithmic number of interventions (in the number of variables) that satisfy our identifiability condition for estimating all ACEs in confounded ANMs. We also show that the same set of interventions are sufficient for discovering the causal graph if it is not available. Specifically, the algorithm requires  $\mathcal{O}(8d_{max} \log^3 n)$  interventions, where  $d_{max}$  is the largest degree in the causal graph, and  $n$  is number of treatment variables in the graph.
- Using randomly generated causal graphs, we demonstrate the effectiveness of our approach in accurately inferring ACEs, even when working with limited data samples from experiments. We showcase the practical significance of our inference scheme by evaluating it on semi-synthetic data.

## 2 Related Work

In various disciplines, such as medicine, business, and advertising, the ability to provide causal explanations and answer causal queries is crucial for making informed decisions, understanding relationships between variables, and evaluating the effectiveness of an intervention [Nabi et al., 2022, Álvarez-Martínez and Pérez-Campos, 2004]. This growing body of research highlights the increasing importance of causal inference across various fields. Causal inference is an important tool to infer the effect of interventions without actually carrying them out. An important area of research is to determine the conditions under which certain causal effects can be estimated from the observational data and causal information transferred from other experiments. For example, Bareinboim and Pearl [2012] provides an algorithm for fusing observational and experimental data to estimate a causal query. In Hoyer et al. [2008], authors show that as long as the noise is additive, the linear non-Gaussian causal discovery framework can be extended to nonlinear functional dependencies among the variables.

Imposing certain limitations on the underlying causal structure can render causal quantities identifiable, even when they are generally unidentifiable. The model being an ANM is a common practical assumption. The ANM assumes that the latent variable is additive in the structural equation of the observed variables [Maclaren and Nicholson, 2019, Kap et al., 2021]. ANMs do allow non-linear mappings between the observed variables. In Peters et al. [2014], the authors demonstrate that under mild conditions, the causal graph of a model with an additive noise structure can be identified from the joint observational distribution. They assume that the additive noise follows a joint normal distribution and is independent. Additionally, the structural equations in the model are nonlinear and atleast thrice differentiable [Peters et al., 2014]. The paper Rolland et al. [2022] proposes a method for recovering causal graphs in a non-linear additive (Gaussian) noise model. The proposed approach utilizes score-matching algorithms as a building block to design a new generation of scalable causal discovery methods.

The work by Zhang et al. [2020] proposes a simultaneous approach to discovery and identification for linear models. The proposed symbiotic approach leverages information gained from causal discovery to aid inference, and vice versa. The paper Saengkyongam and Silva [2020] investigates the identifiability of joint

intervention from the conjunction of observational and single-variable interventional data. The authors show that without any restriction on the structure of the SCM, it is not identifiable. The complementary question is addressed by Jeunen et al. [2022], which is to estimate the causal effect of a single treatment from a conjunction of observational and joint intervention data regimes under the assumption that treatments do not have causal effects on one another, and Gaussian noise has a zero mean. They show that the observational distribution and joint interventional distribution enable the identification of all ACEs in this scenario. Our work is focused on more general ANMs without any additional restrictions on the structural equations, where treatments can have causal effects on one another, and the mean of Gaussian noise is non-zero.

The main contribution of the paper is to identify the set of interventional distributions sufficient to determine all possible ACEs for all possible subsets of treatment variables in confounded ANMs. Our main identification scheme requires knowledge of the underlying causal graph for the ANM. In many practical scenarios, the causal graph is not available. To address this situation, we modify one of the algorithms proposed in Kocaoglu et al. [2017] to not only learn the observed graph structure in the ANM between the treatments and the outcome but also simultaneously return the interventional data sets for the inference task. Although there are many other proposed approaches to learning the causal graph with latent variables, including but not limited to Addanki et al. [2020], Akbari et al. [2022], our current choice is due to the fact that we show we can use the same algorithm to simultaneously learn the causal graph and return the interventional data sets that satisfy a criteria enabling identification for all possible ACEs. This allows us to propose a randomized algorithm that can be used to identify a poly-logarithmic number of interventions satisfying our identifiability condition for estimating all ACEs in confounded ANMs, even when the underlying causal graph is unknown.

### 3 Background

A Structural Causal Model (SCM) can be defined as the tuple  $\mathcal{M} = \langle \{\mathbf{X}, Y\}, \mathbf{U}, \mathcal{F}, P_{\mathbf{u}} \rangle$ , where  $\{\mathbf{X}, Y\}$  are the observed/endogenous variables separated into treatment set  $\mathbf{X}$  and outcome  $Y$ ,  $\mathbf{U}$  are the exogenous variables (possibly confounders) with  $P_{\mathbf{u}}$  defining their joint probability distribution and  $\mathcal{F}$  are the structural equations [Pearl, 2009]. The SCM can be modeled as a DAG  $G = (\mathbf{V}, \mathbf{E})$ , where vertices  $\mathbf{V}$  correspond to observed variables and edges  $\mathbf{E}$  correspond to the causal relationships. In the DAG a directed edge ( $X \rightarrow Y$ ) denotes that  $X$  is a direct cause of  $Y$ . On the other hand, a bi-directed edge ( $X \leftrightarrow Y$ ) indicates the presence of an unobserved confounder as the common parent of  $X$  and  $Y$ . The set of nodes having outgoing edges to a particular node  $X_i$  is termed as parents of that node, denoted by  $Pa(X_i)$ . All the endogenous variables including the  $X_i$  and outcome  $Y$  can be written as a function of the parent variables and the corresponding latent variable. Without loss of generality we assume that all treatments  $X_i$  are parents of the outcome  $Y$  and the noise variables are correlated.

$$X_i := f_i(Pa(X_i), U_i) \quad , \quad Y := f_Y(\mathbf{X}, U_Y) \quad (1)$$

We focus on an important class of SCMs called confounded ANMs where the latent variables appear as additive noise in the structural equations. Similar to Jeunen et al. [2022], we assume that the latent variables, jointly represented as  $\mathbf{U}$ , follow a multivariate Gaussian distribution.

$$X_i := f_i(Pa(X_i)) + U_i \quad , \quad Y := f_Y(\mathbf{X}) + U_Y \quad (2)$$

For an SCM  $\mathcal{M}$ , an intervention  $do(\mathbf{W})$  on a set of variables  $\mathbf{W}$  refers to fixing their values irrespective of the values that the parent variables  $Pa(\mathbf{W})$  take. This can be encoded by replacing the original structural equations of  $\mathbf{W}$  with some constant, which induces a submodel  $\mathcal{M}_{do(\mathbf{W})}$ . The intervention on a set of variables  $\mathbf{W}$  is equivalent to breaking all the incoming edges into  $\mathbf{W}$  in the corresponding causal graph  $G$ . We denote the modified causal graph with incoming edges to set of nodes  $\mathbf{W}$  removed as  $G_{\overline{\mathbf{W}}}$ . For a given intervention  $do(\mathbf{W})$ , the distribution observed over the rest of the variables  $P[\mathbf{X} \setminus \mathbf{W} | do(\mathbf{W})]$  is called the interventional distribution. We denote an interventional distribution in an SCM  $\mathcal{M}$  with a set of endogenous variables  $\mathbf{X}$  as  $P^{\mathcal{M}}[\mathbf{X} \setminus \mathbf{W} | do(\mathbf{W})]$ . In our work, we define the Average Causal Effect (ACE) as the causal effect  $\mathbb{E}[Y | do(\mathbf{W})]$ , where  $\mathbf{W}$  is any subset of the treatment variables, i.e.,  $\mathbf{W} \subseteq \mathbf{X}$ . Note that the Average Causal Effect has also been defined in the literature as the difference between the two causal effects:  $\mathbb{E}[Y | do(\mathbf{W}_1)] - \mathbb{E}[Y | do(\mathbf{W}_2)]$  [Varian, 2016, Naimi et al., 2017, Frauen et al., 2023]. Since we propose a machinery to identify the causal

effects of the form  $\mathbb{E}[Y|do(\mathbf{W})]$ , it is still applicable to scenarios where the ACE is alternatively defined as the difference between two causal effects.

Table 1: Two SCMs where  $(U_1, U_2, U_Y)_{\mathcal{M}_1} \sim \mathcal{N}(0, \Sigma_{\mathcal{M}_1})$  and  $(U_1, U_2, U_Y)_{\mathcal{M}_2} \sim \mathcal{N}(0, \Sigma_{\mathcal{M}_2})$ .

$\mathcal{M}_1$	$\mathcal{M}_2$	
$X_1 = U_1$	$X_1 = U_1$	$\Sigma_{\mathcal{M}_1} = \begin{bmatrix} 1 & \frac{1}{2} & 0 \\ \frac{1}{2} & 1 & 0 \\ 0 & 0 & 1 \end{bmatrix}$ $\Sigma_{\mathcal{M}_2} = \begin{bmatrix} 1 & \frac{1}{4} & 0 \\ \frac{1}{4} & \frac{7}{12} & 0 \\ 0 & 0 & 1 \end{bmatrix}$
$X_2 = X_1 + U_2$	$X_2 = 1.2X_1 + 1.2U_2$	
$Y = X_1X_2 + U_Y$	$Y = X_1X_2 + U_Y$	

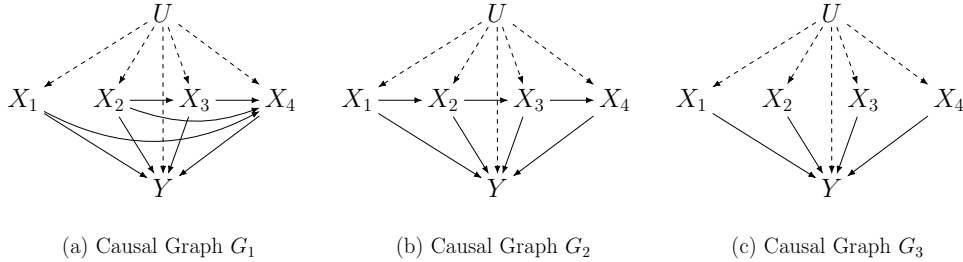


Figure 1: Causal graphs for different confounded additive noise models.

## 4 Identifiability of Causal Effects for Additive Noise Models

An estimand is identifiable if its value can be uniquely determined from unlimited data samples. This means that any two models that agree on data must also agree on the estimand when the query is identifiable. Our goal is to construct a set of intervention targets denoted by  $\mathcal{I}$ , such that we can identify any ACE of the form  $\mathbb{E}[Y|do(\mathbf{W})]$  where  $\mathbf{W} \subseteq \mathbf{X}$ .

**Definition 1.** *Given a causal graph  $G$ , and a collection of interventional distributions  $\{P(\mathbf{X}|do(\mathbf{W}_i))\}$ , an interventional distribution  $P(y|do(\mathbf{z}))$  is not identifiable iff among all models that entail the causal graph  $G$  and the interventional distributions  $\{p(\mathbf{X}|do(\mathbf{W}_i))\}$ , there exists two models  $\mathcal{M}_1, \mathcal{M}_2$  where  $P^{\mathcal{M}_1}[y|do(\mathbf{z})] \neq P^{\mathcal{M}_2}[y|do(\mathbf{z})]$ .*

The paper Jeunen et al. [2022] shows that for the confounded ANMs where there is no direct causal relationship among the treatments, all ACEs can be identified from the observational and joint interventional distributions. However, in a general cases where treatments can have direct causal effects on other variables, the previously mentioned result may not be applicable. We can show this with help of a simple example. Consider a intervention target set  $\mathcal{I}$  that includes two interventions: the empty intervention  $\emptyset$  for observational data and the joint intervention  $\mathbf{X}$  for simultaneous interventions on all variables. We show that this set  $\mathcal{I} = \{\emptyset, \mathbf{X}\}$  is not sufficient to identify all the ACEs in ANMs.

The two SCMs  $\mathcal{M}_1, \mathcal{M}_2$  in Table 1 agree on the interventional distributions for targets in the set  $\mathcal{I} = \{\emptyset, \{X_1, X_2\}\}$ , but they can disagree on other interventional distributions. The interventional distribution  $do(X_1 = x_1, X_2 = x_2)$  is the same for both  $\mathcal{M}_1$  and  $\mathcal{M}_2$ , i.e.  $\mathcal{N}(x_1x_2, 1)$ . Similarly, the observational distribution for  $X_1$  is the same, i.e.  $X_1 \sim \mathcal{N}(0, 1)$ . For both models, the variable  $X_2$  is a zero mean Gaussian with a variance of 4, i.e.  $X_2 \sim \mathcal{N}(0, 3)$ . Also, the covariance between  $X_1$  and  $X_2$  is the same across both models, i.e.  $Cov(X_1, X_2) = 1.5$ . Consequently, the observational distribution is the same for both  $\mathcal{M}_1$  and  $\mathcal{M}_2$ . Therefore, both SCMs agree on the interventional distributions for targets in the set  $\mathcal{I}$  defined earlier. However, we have  $P^{\mathcal{M}_1}[X_2|do(X_1)] \neq P^{\mathcal{M}_2}[X_2|do(X_1)]$  which implies that interventional distribution  $do(X_1)$  is unidentifiable from interventional distributions in  $\mathcal{I}$ . This implies that we need a bigger intervention target set  $\mathcal{I}$  to make all average causal identifiable for confounded ANMs. This example demonstrates that it is possible to create two distinct SCMs that agree on a given observational distribution and joint interventional

distribution, but have differences in either their structural equations or noise parameters. Consequently, these models will disagree on some interventional distributions. We show that with additional interventional datasets, including interventions on the parent sets of the treatment variables, we can make all possible ACEs in confounded ANMs identifiable.

#### 4.1 Core Interventions for Identification

The following theorem states the sufficient condition to make all ACEs identifiable for an ANM with multivariate Gaussian noise.

**Theorem 1** (Identifiability of ACEs in confounded ANMs). *Let  $\langle \mathbf{V} = \{\mathbf{X}, Y\}, \mathbf{U}, \mathcal{F}, P_{\mathbf{u}} \rangle$  be an SCM where  $X_i = f_i(Pa(X_i)) + U_i$ ,  $Y = f_Y(\mathbf{X}) + U_Y$  and  $P_{\mathbf{u}} \sim \mathcal{N}(\mu, \Sigma)$ . Any estimand of the form  $\mathbb{E}[Y|do(\mathbf{W})]$  where  $\mathbf{W} \subseteq \mathbf{X}$  is identifiable from the conjunction of the two data regimes; the observational distribution and interventional distributions given that the collection of interventional distributions includes  $P[Y|do(\mathbf{X})]$  and  $\{P[\mathbf{V} \setminus Pa(X_i)|do(Pa(X_i))], \forall i = 1 \dots n\}$ .*

A sketch of the proof of Theorem 1 is provided here, with a detailed proof available in the supplementary material. Consider two sets of treatment variables such that:  $\mathbf{X}_{int}, \mathbf{X}_O \subseteq \mathbf{X}$  and  $\mathbf{X}_O = \mathbf{X} \setminus \mathbf{X}_{int}$ . The structural equation  $f_Y(\mathbf{X})$  is identified from the joint interventional distribution i.e.  $do(\mathbf{X})$ . Consequently, the conditional ACE of the form  $\mathbb{E}[Y|do(\mathbf{X}_{int}), \mathbf{X}_O]$  can be identified as follows:

$$\begin{aligned} \mathbb{E}[Y|do(\mathbf{X})] &= f_Y(\mathbf{X}) + \mathbb{E}[U_y] \\ \mathbb{E}[Y|do(\mathbf{X}_{int}), \mathbf{X}_O] &= f_Y(\mathbf{X}_{int}, \mathbf{X}_O) + \mathbb{E}[U_y|\mathbf{X}_O, do(\mathbf{X}_{int})] \\ \mathbb{E}[U_y|\mathbf{X}_O, do(\mathbf{X}_{int})] &= \mathbb{E}[U_y|\mathbf{U}_O = \mathbf{X}_O - \mathbf{f}_O(Pa(\mathbf{X}_O))] \end{aligned}$$

We can estimate the conditional expectation  $\mathbb{E}[U_y|\mathbf{X}_O, do(\mathbf{X}_{int})]$  by identifying the structural equations for  $\mathbf{X}_O$  and the noise covariance matrix. To identify the structural equations for  $\mathbf{X}_O$ , we utilize the interventional distributions of the form  $do(Pa(\mathbf{X}_O))$ . We can rearrange the equation 2 to estimate the noise covariance matrix. The detailed proof for the inference mechanism is outlined in the supplementary material. The intervention target set  $\mathcal{I}$  for identifying all possible ACEs in ANM will consist of the observational and the interventional distributions:  $do(\mathbf{X})$  and  $do(Pa(X_i))$ .

Our identification result in Theorem 1 is applicable to a class of confounded ANMs where a multivariate additive Gaussian noise affects all variables. We explain with a simple example that while non-parametric identification will fail, our inference scheme will still be able to identify the average causal effect under our parametric assumption. Consider a causal graph on variables  $X_1, X_2, Y$  of the form  $X_1 \rightarrow Y \leftarrow X_2$  with a latent variable  $U \sim \text{Ber}(0.5)$  pointing to all of the variables. Consider two SCMs (Structural Causal Models) consistent with the above causal graph:  $\mathcal{M}_1$ , with structural equations  $X_1 = X_2 = U$  and  $Y = (X_1 - X_2)(1 - U)$ ; and a second one,  $\mathcal{M}_2$ , with  $X_1 = X_2 = U$  and  $Y = (X_1 - X_2)(U)$ . It can be easily verified that both SCMs entail the same observational distribution and joint interventional distribution  $P[Y | do(X_1 = x_1, X_2 = x_2)]$ . However, they differ on the  $do(X_1 = 0)$  intervention. For  $\mathcal{M}_1$ , we have  $\mathbb{E}[Y | do(X_1 = 0)] = \mathbb{E}[-(U)(1 - U)] = 0$ , but for  $\mathcal{M}_2$ , we have  $\mathbb{E}[Y | do(X_1 = 0)] = \mathbb{E}[-U^2] = -0.5$ . Thus,  $\mathbb{E}[Y | do(X_1)]$  is not identifiable from the observational distribution and  $P[Y | do(X_1, X_2)]$ . However, note that operating under our parametric assumptions on the underlying SCM, we can identify all the Average Causal Effects from just the observational distribution and the joint interventional distribution  $P[Y | do(X_1, X_2)]$  as implied by Theorem 1. Note that  $Pa(X_1) = Pa(X_2) = \emptyset$  for this case.

In a previous study by Jeunen et al. [2022], it was demonstrated that the combination of the observational distribution and joint interventional distribution ( $P[Y|do(\mathbf{X})]$ ) enables the identification of all ACEs within the framework of confounded ANMs when the treatments have no causal effects on each other. Furthermore, they assume the Gaussian noise to have a zero mean. However, in a more general scenario where treatments can have causal effects, joint interventional and observational distributions are insufficient to identify all ACEs. In this case, only the ACE for the sink treatment can be identified Jeunen et al. [2022]. A sink treatment is one that does not cause any treatments; for example,  $X_4$  is the sink treatment in causal graphs  $G_1$  and  $G_2$  in Figure 1. Thus, to identify all possible ACEs for  $G_1$  and  $G_2$ , we require access to more interventional data, as specified by identification theorem 1. Also, the identification result in Jeunen et al. [2022] for the case where treatments do not cause each other can be inferred from theorem 1 because here  $Pa(X_i) = \emptyset$  for all  $i$ ,

which implies that observational and joint interventional data are sufficient to infer all ACEs. Thus, Theorem 1 is a generalization of the identification results presented in Jeunen et al. [2022].

The Theorem 1 can be useful for ANMs with a large number of treatments because the size of the intervention set will be much smaller as compared to the total number of possible subsets of the treatment set  $\mathbf{X}$ . For instance, consider an ANM with ten treatments and one outcome. There will be  $2^{10} = 1024$  possible ACEs of the form  $\mathbb{E}[Y|do(\mathbf{W})]$  where  $\mathbf{W} \subseteq \mathbf{X}$ . The number of sufficient interventional data sets for inference is at most linear in the number of variables of the graph. This implies that for ANMs with large number of treatments, we can identify an exponentially large number of ACEs using a much smaller number of interventional data sets. There are 16 possible ACEs for all causal graphs shown in Figure 1. Consider the graph structure  $G_1$  given in the Figure 1(a). Following the Theorem 1, the intervention target set  $\mathcal{I} = \{\emptyset, \{X_1, X_2, X_3, X_4\}, \{X_2\}, \{X_1, X_2, X_3\}\}$ . Thus we can identify all possible 16 ACEs using the four interventional data sets. Similarly, for the causal graphs in the Figure 1(b) and Figure 1(c), the intervention target sets are:  $\{\emptyset, \{X_1, X_2, X_3, X_4\}, \{X_1\}, \{X_2\}, \{X_3\}\}$  for  $G_2$ , and  $\{\emptyset, \{X_1, X_2, X_3, X_4\}\}$  for  $G_3$ . There is a possible extension of the result in Theorem 1 to the case when additive noise for a particular treatment variable say  $X_a$  is independent of the additive noise for other treatments and the outcome variable. In this case, we can drop some intervention targets from the set  $\mathcal{I}$ . The formal statement of this result is presented in the corollary 1.

**Corollary 1.** *Let  $\langle \{\mathbf{X}, Y\}, \mathbf{U}, \mathcal{F}, P_{\mathbf{u}} \rangle$  be an SCM Where  $X_i = f_i(Pa(X_i)) + U_i$ ,  $Y = f_Y(\mathbf{X}) + U_Y$  and  $P_{\mathbf{u}} \sim \mathcal{N}(\mu, \Sigma)$  and suppose we have  $U_a \perp\!\!\!\perp U_b \forall b \neq a$  for some  $a \in [n]$ . In this setting, any possible ACE is identifiable from the conjunction of the two data regimes; the observational distribution and interventional distributions that includes  $P[Y|do(\mathbf{X})]$  and  $\{P[\mathbf{V} \setminus Pa(X_i)|do(Pa(X_i))], \forall i \neq a\}$ .*

The scope of Theorem 1 is not limited to a specific graph structure, where there are  $n$  treatments and one outcome variable. The established identifiability result can be generalized to other causal graph structures, provided that the noise or latent variables satisfy the conditions of being additive, and jointly Gaussian. For example, consider an SCM  $\mathcal{M} = \langle \mathbf{X}, \mathbf{U}, \mathcal{F}, P_{\mathbf{u}} \rangle$  where  $X_i = f_{X_i}(Pa(X_i)) + U_{X_i}$ . Let  $X_i \in \mathbf{X}$  and  $\mathbf{W} \subseteq \mathbf{X}$  such that  $X_i \notin \mathbf{W}$ . Also assume  $\mathbf{T} = Pa(X_i) \setminus \mathbf{W}$  where  $Pa(X_i)$  is the parent set of the variable  $X_i$  in the SCM  $\mathcal{M}$ . The conditional ACE of the form  $\mathbb{E}[X_i|do(\mathbf{W}), \mathbf{T}]$  can be identified from the conjunction of the interventional distributions  $do(Pa(X_i))$  and  $do(Pa(\mathbf{T}))$ . We have  $\mathbb{E}[X_i|do(\mathbf{W}), \mathbf{T}] = f_{X_i}(Pa(X_i)) + \mathbb{E}[U_{X_i}|do(\mathbf{W}), \mathbf{T}]$ . The structural equation  $f_{X_i}$  and the conditional expectation of the noise can be identified using the aforementioned interventional distributions.

**Theorem 2** (Necessary and Sufficient Conditions for Identifiability of ACEs in Confounded ANMs). *Let  $\langle \mathbf{V} = \{\mathbf{X}, Y\}, \mathbf{U}, \mathcal{F}, P_{\mathbf{u}} \rangle$  be an SCM where  $X_i = f_i(Pa(X_i)) + U_i$ ,  $Y = f_Y(\mathbf{X}) + U_Y$  and  $P_{\mathbf{u}} \sim \mathcal{N}(\mu, \Sigma)$ . Any estimand of the form  $\mathbb{E}[Y|do(\mathbf{W})]$  where  $\mathbf{W} \subseteq \mathbf{X}$  is identifiable if and only if we have access to joint interventional distribution  $P[Y|do(\mathbf{X})]$  and the interventional distributions  $P[\mathbf{V} \setminus \mathcal{S}_i|do(\mathcal{S}_i)]$  such that  $X_i \notin \mathcal{S}_i$  and  $Pa(X_i) \subseteq \mathcal{S}_i$  for every treatment  $X_i \in \mathbf{X}$ .*

Theorem 1 provides the sufficient interventional data sets to identify all the ACEs in ANMs with Gaussian noise. We extend Theorem 1 to give necessary and sufficient conditions to identify all the ACEs in confounded ANMs in Theorem 2. Although Theorem 2 states that, in the case of general confounded ANMs with  $n$  treatments,  $\mathcal{O}(n)$  interventional datasets are required to identify all possible ACEs, we show that it is possible to reduce this to a poly-logarithmic order by using a randomized algorithm to select intervention targets similar to the one proposed in Kocaoglu et al. [2017]. We also demonstrate that this set of interventions is adequate for learning the observable causal graph, i.e., the induced graph between observed variables.

## 4.2 A Randomized Algorithm for Identifying ACEs

A deterministic approach to learning the observable graph will require  $n$  interventions [Addanki and Kaviswanathan, 2021]. For every observed variable  $X_i$ , the post-interventional graph  $G_{\overline{\mathbf{X} \setminus X_i}}$  is constructed. A pair of observed variable  $X_j$  and  $X_i$  will be d-connected in  $G_{\overline{\mathbf{X} \setminus X_i}}$  only when  $X_j \in Pa(X_i)$ . This approach enables the learning of the observable graph using  $n$  interventions, each involving  $n - 1$  variables. Compared to a deterministic approach, which would require  $n$  interventions, our randomized algorithm requires fewer interventions, i.e.,  $\mathcal{O}(8\alpha d_{\max} \log^2(n))$ . Additionally, it returns the necessary interventional datasets for inference with a probability of at least  $1 - \frac{1}{n^{\alpha-1}}$ . By utilizing ancestral graphs and incorporating random

**Algorithm 1:** Learn the transitive closure of the graph given access to CI-testing and query access to sample causal model under any intervention i.e.  $\mathcal{M}_{do(\mathbf{S}_i)}$

```

Function LearnTransitiveClosure( $\mathcal{M}$ ):
     $\mathbf{E} = \emptyset$ 
    Construct  $\mathcal{S} = \{\mathbf{S}_1, \mathbf{S}_2, \dots, \mathbf{S}_m\}$  where  $m \leq 2\lceil \log(n) \rceil$  as a strongly separating set system
    for  $i = 1 : 2\lceil \log(n) \rceil$  do
        for every pair  $X_i \in \mathbf{S}_i$  and  $X_j \in \mathbf{V} \setminus \mathbf{S}_i$  do
            Use samples from  $\mathcal{M}_{do(\mathbf{S}_i)}$  for CI test.
            if  $(X_j \not\perp\!\!\!\perp X_i)_{G_{\overline{\mathbf{S}_i}}}$  then
                 $\mathbf{E} \leftarrow \mathbf{E} \cup (X_j, X_i)$ 
            end
        end
    end
    return The graph's transitive closure  $(\mathbf{V}, \mathbf{E})$ 
End Function
    
```

**Algorithm 2:** Learn the observable graph: Accepts two parameters  $\alpha$  and maximum graph degree  $d_{max}$  and outputs the observable sub-graph and sufficient interventional data sets for inference.

```

Function LearnObservableGraph( $\mathcal{M}$ ):
     $\mathbf{E} = \emptyset$ 
     $\mathcal{I}Data =$  Samples from the observational distribution
    for  $i = 1 : 4\alpha d_{max} \log(n)$  do
         $\mathbf{S} = \emptyset$ 
        for  $X_i \in \mathbf{X}$  do
             $\mathbf{S} \leftarrow \mathbf{S} \cup X_i$  with probability  $1 - \frac{1}{d_{max}}$ 
        end
         $G_{\overline{\mathbf{S}}}^{tc} = \text{LearnTransitiveClosure}(\mathcal{M}_{do(\mathbf{S})})$ 
        Compute the transitive reduction  $Tr(G_{\overline{\mathbf{S}}}^{tc})$  & add any missing edges from  $Tr(G_{\overline{\mathbf{S}}}^{tc})$  to  $\mathbf{E}$ 
        Intervene and sample data from  $\mathcal{M}_{do(\mathbf{S})}$  &  $\mathcal{I}Data \leftarrow \mathcal{I}Data \cup \text{Data from } \mathcal{M}_{do(\mathbf{S})}$ 
    end
    return The observable graph structure  $(\mathbf{V}, \mathbf{E})$  and interventional data samples in  $\mathcal{I}Data$ 
End Function
    
```

interventions, the algorithm learns the observable graph and generates sufficient interventional datasets for inference purposes with high probability.

**Definition 2.** A collection of subsets  $\mathcal{S} = \{\mathbf{S}_1, \mathbf{S}_2, \dots, \mathbf{S}_m\}$  of the treatment variable set  $\mathbf{X}$  is a **strongly separating set system** if for any pair of variables  $X_i$  and  $X_j$ , there exists  $\mathbf{S}_i$  and  $\mathbf{S}_j$  such that  $X_i \in \mathbf{S}_i \setminus \mathbf{S}_j$  and  $X_j \in \mathbf{S}_j \setminus \mathbf{S}_i$ .

We can construct a strongly separating using the binary expansion of numbers from 1 to  $n$ . Specifically, we consider numbers of length  $\lceil \log(n) \rceil$  in binary representation. For each bit  $i$ , we create a set  $\mathbf{S}_i$  that includes the numbers where the  $i$ -th bit is 1, and another set  $\mathbf{S}'_i$  that includes the numbers where the  $i$ -th bit is 0. The family of all such sets forms a strongly separating system [Kocaoglu et al., 2017]. This implies that we can always find a strongly separating set system  $\mathcal{S}$  on the ground set  $\mathbf{X}$  with  $|\mathcal{S}| \leq 2\lceil \log(n) \rceil$ . We can learn all the ancestral relations in a causal graph with a maximum of  $2\lceil \log(n) \rceil$  interventions using the separating system  $\mathcal{S}$ . For a causal graph  $G = (\mathbf{V}, \mathbf{E})$ , we define a new DAG  $G^{tc} = (\mathbf{V}, \mathbf{E}^{tc})$  such that, for any pair of vertices  $V_i$  and  $V_j \in \mathbf{V}$ , the directed edge  $V_i \rightarrow V_j$  is included in  $G^{tc}$  only when there is a directed path from  $V_i$  to  $V_j$  in  $G$ . We refer to this new DAG,  $G^{tc}$ , representing ancestral relations in  $G$  as the **transitive closure** of  $G$ . Algorithm 1 can be employed to learn the transitive closure of the causal graph  $G^{tc}$  corresponding to the SCM  $\mathcal{M}$  with  $2\lceil \log(n) \rceil$  interventions [Kocaoglu et al., 2017].

**Definition 3.** Consider a DAG  $G = (\mathbf{V}, \mathbf{E})$  with its transitive closure  $G^{tc}$ . The **transitive reduction** of  $G$ , denoted by  $Tr(G) = (\mathbf{V}, \mathbf{E}_r)$ , is a DAG with the minimum number of edges that has the same transitive closure as  $G^{tc}$ .

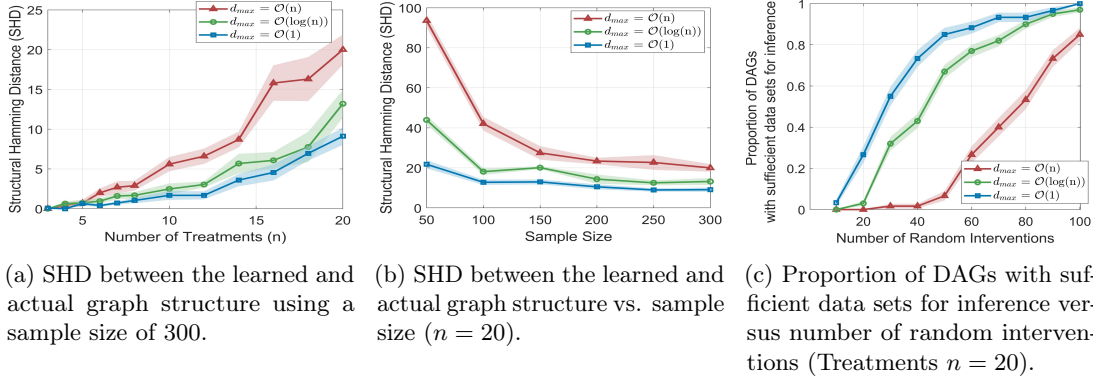


Figure 2: Simulation results for the proposed randomized algorithm for ANMs with small number of treatments.

The transitive reduction of an acyclic graph is unique and can be computed in polynomial time [Aho et al., 1972]. Furthermore the set of directed edges  $E_r$  in  $Tr(G)$  is the subset of directed edges in  $G$ , i.e.,  $E_r \subseteq E$  [Aho et al., 1972]. Algorithm 2 randomly samples the intervention target sets  $\mathbf{S}$  and accumulates the edges learned from the transitive closure of the post-interventional graphs to finally learn the observable graph structure. We demonstrate that Algorithm 2 not only learns the observable graph but also returns the required interventional datasets for inference with a high probability in just polylogarithmic number of interventions (Theorem ??). In order to ensure identifiability of all ACEs using Theorem 1, we need access to the observational distribution  $P[Y|do(\mathbf{X})]$ , which includes  $P[Y|do(\mathbf{X})]$  and  $P[\mathbf{V} \setminus Pa(X_i)|do(Pa(X_i))]$  for all  $i = 1$  to  $n$ . This implies that  $\mathcal{O}(n)$  interventions are required to infer all ACEs. However, to demonstrate that a polylogarithmic number of interventions from Algorithm 2 are sufficient to infer all ACEs, we use the more general criterion that the interventions must satisfy to ensure the identification of all the ACEs, which is stated in Theorem 2. Once we have access to all the interventional datasets that satisfy the criteria mentioned in Theorem 2, we can compute all possible ACEs. Algorithm 2 takes two input parameters:  $d_{max}$  and  $\alpha$ . The algorithm requires a poly-logarithmic number of interventions, i.e.,  $\mathcal{O}(\log^3(n))$  when  $\alpha = \log(n)$ . The required number of interventions scales linearly with the maximum degree  $d_{max}$ .

**Theorem 3.** *Suppose that  $d_{max}$  is greater or equal to the maximum degree in the observable graph of the ANM. Algorithm 2 requires a maximum of  $8\alpha d_{max} \log^2(n)$  interventions to learn the true observable graph with a probability of at least  $1 - \frac{1}{n^{\alpha-2}}$ . The algorithm also returns the required interventional data sets to compute the noise variance matrix and the ACEs with a success probability of  $1 - \frac{1}{n^{\alpha-1}}$ .*

**Corollary 2.** *If the parameter  $\alpha$  is chosen as  $\log(n)$  in Algorithm 2, the maximum number of required interventions will be  $8d_{max} \log^3(n)$  to return the observable graph with a probability of at least  $1 - \frac{1}{n^{\log(n)-2}}$ . The algorithm will also return required interventional data sets for inference with a success probability of  $1 - \frac{1}{n^{\log(n)-1}}$ .*

The proof of Theorem ?? is provided in the supplementary material. The randomized algorithm not only provides sufficient data sets for inference but also enables the learning of the underlying graph structure in ANMs when it is unknown. As a result, this algorithm serves the purpose of combined discovery and inference tasks for ANMs.

## 5 Empirical Validation

We empirically validate our method using observational and interventional data, assessing outcome accuracy under various interventions. This includes analyzing synthetic and semi-synthetic data based on the HEALTHCARE Bayesian network from the bnlearn library repository.



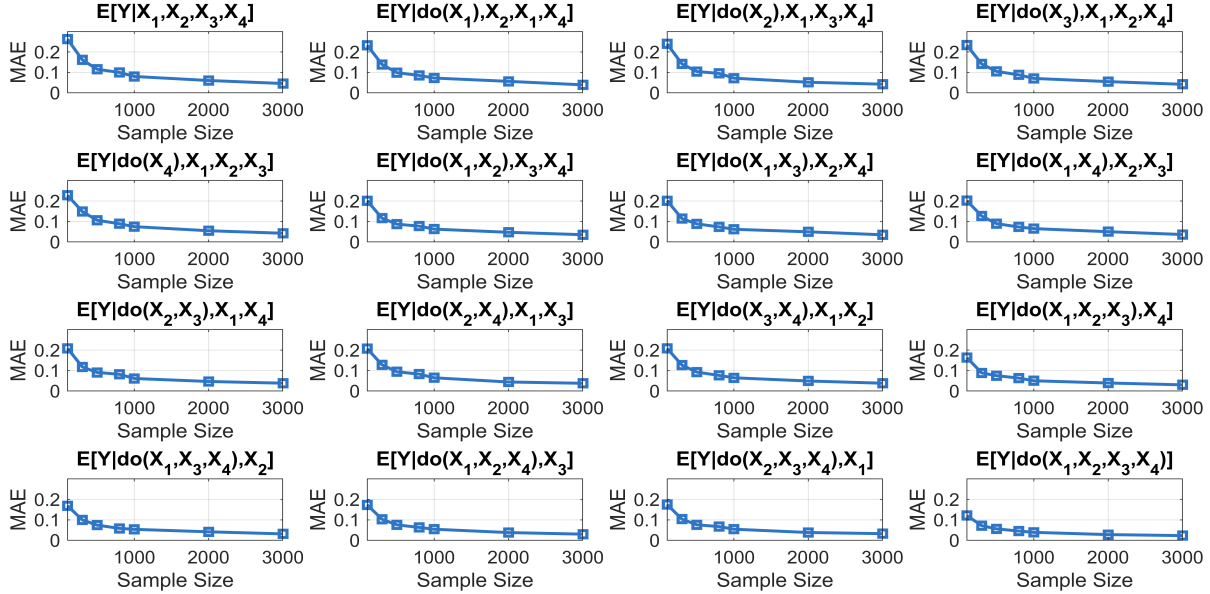


Figure 3: Mean absolute error (MAE) in estimating ACEs under various interventions for randomly generated ANMs with 4 treatment variables, across different sample sizes.

## 5.1 Synthetic Experiment

In this section, we assess our combined discovery and inference scheme using synthetic data. Our goal is to evaluate the algorithm’s ability to accurately determine the graph structure, generate sufficient interventional data sets for inference, and provide precise estimates of causal effects. We evaluate the combined causal discovery algorithm and inference by randomly generating DAGs with sets of treatments  $\mathbf{X}$ , which all affect the outcome  $Y$ . A multivariate Gaussian noise is added to the structural equations of the treatments and outcomes. We test different sizes of treatment sets, with  $n$  ranging from 3 to 20, and generate 50 random DAGs for each size. The dimensionality curse presents a challenge in testing the CI testing for continuous variables. We addressed testing conditional independence for continuous variables using an efficient kernel matrix-based method which outperforms discretization-based approaches in terms of accuracy [Zhang et al., 2012].

Figure 2(a) plots the Structural Hamming Distance (SHD) for randomly generated DAGs against the number of treatments. The results show that the SHD increases along with the increase in the number of treatments, but at a slower pace compared to the increase in the number of possible edges in the graph. This implies that the discovery algorithm being used performs well in determining the true structure of the DAGs, even when the number of treatments increases. Figure 2(b) presents the relationship between sample size and the performance of the DAG discovery algorithm. The performance was evaluated by the SHD between the learned and true DAGs. The results demonstrate that the SHD decreases as the number of samples for interventions increases, indicating a correlation between the number of interventions and the accuracy of the learned DAG structure. Figure 2(c) presents the relationship between the number of random interventions and the proportion of DAGs that have sufficient data for inference. The results are based on 50 randomly generated DAGs, each with  $n = 20$  treatments. The graph verifies the fact that as the number of interventions increases, the probability of having sufficient data for inference also increases. This indicates that having a larger number of interventions can increase the chances of having adequate data for causal inference. Furthermore, the results suggest that the number of interventions required to obtain sufficient data for inference increase with the graph’s maximum degree.

To demonstrate the performance of our inference scheme, we apply our combined discovery and inference algorithm to 50 randomly generated ANMs, each with a fixed number of treatments ( $n = 4$ ). We analyze and

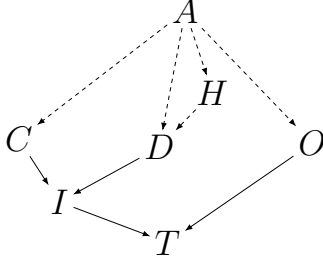


Figure 4: Graph for HEALTHCARE Bayesian Network

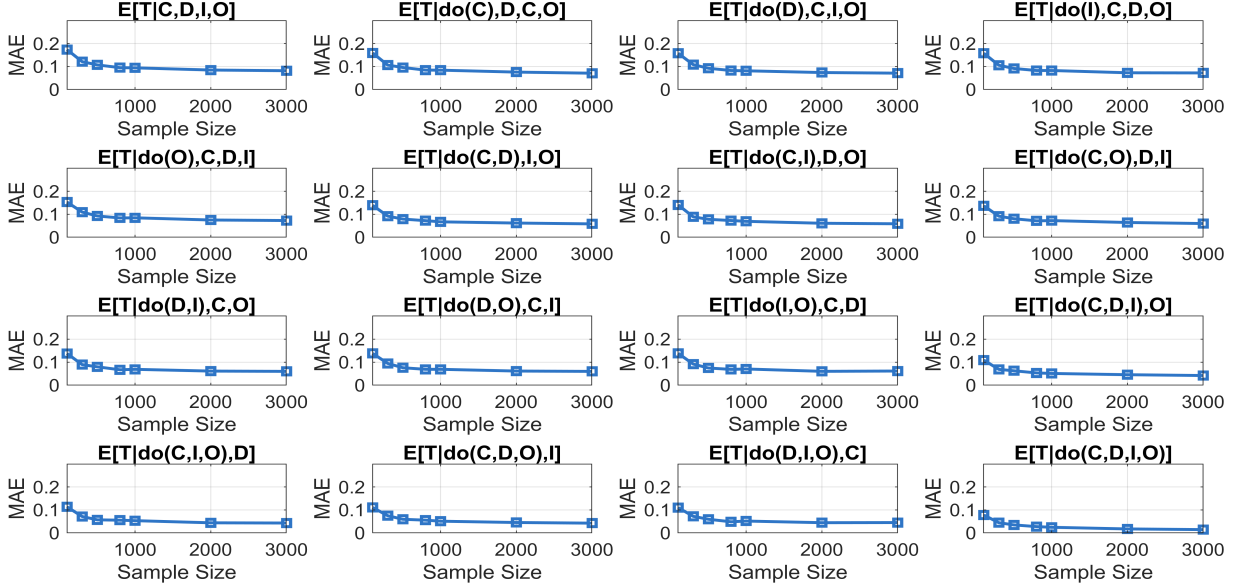


Figure 5: Mean absolute error (MAE) in estimating ACEs under various interventions for HEALTHCARE Bayesian Network.

plot the error in approximating each of the 16 ACEs against the sample size in Figure 3. For a sample size of 3000, the Mean Absolute Error (MAE) for all 16 ACEs is approximately 0.05. We have tested our combined discovery and inference scheme for ACEs in ANMs using randomly generated DAGs. The experiments confirm the effectiveness of our approach, validating the theoretical findings.

## 5.2 Semi-synthetic Experiment Based on HEALTHCARE Bayesian Network

In order to demonstrate the effectiveness of our inference scheme, we evaluate it through a semi-synthetic experiment using the HEALTHCARE Bayesian network from bnlearn repository [Scutari, 2009]. The corresponding causal graph is shown in Figure 4. The variables  $A$  and  $H$  are discrete, while the remaining variables are continuous. The conditional distribution of variables  $C$ ,  $D$ ,  $O$ ,  $I$  and  $T$  given their parents follows a Gaussian distribution with a specific variance and mean determined by their parent variables' values. For instance, the conditional probability distribution of  $I$  given its parents  $C$  and  $D$  is  $\mathcal{N}(100d, \sigma_c^2)$ . The variance ( $\sigma_c^2$ ) of the distribution depends on the realization ( $c$ ) of the discrete variable ( $C$ ). To introduce confounding into the network, we assume that we do not observe the variables  $A$  and  $H$ , which now act as latent confounders, as indicated by the dashed edges in Figure 4. The outcome variable is  $T$ , and the treatment variables include  $C$ ,  $D$ ,  $O$ ,  $I$ . We apply our inference scheme to estimate all 16 possible ACEs using the three interventional datasets ( $\mathcal{I} = \{\phi, \{C, D\}, \{C, D, O, I\}\}$ ), and we plot the corresponding estimation errors in Figure 5. As our assumption of additive Gaussian noise remains unsatisfied, the estimation errors are higher when compared to the synthetic experiment. Nevertheless, the central finding remains that, even when the Gaussianity assumption is unmet, our inference scheme continues to yield reasonably precise estimates.

## 6 Conclusion

We propose an inference scheme that allows us to estimate average causal effects for different subsets of treatment variables for confounded additive noise models. Our approach demonstrates that a relatively small number of interventional distributions are sufficient to determine all possible ACEs in ANMs. By employing a randomized algorithm, we can significantly reduce the number of interventions required, achieving a poly-logarithmic scale in terms of the number of treatments. Through synthetic experiments, we validate the reliability and utility of our approach for discovery and inference. We also test the practical significance of our inference scheme in a semi-synthetic setting.

## 7 Acknowledgements

Murat Kocaoglu acknowledges the support of NSF CAREER 2239375, Amazon Research Award, and Adobe Research.

## References

- Raghavendra Addanki and Shiva Kasiviswanathan. Collaborative causal discovery with atomic interventions. *Advances in Neural Information Processing Systems*, 34:12761–12773, 2021.
- Raghavendra Addanki, Shiva Kasiviswanathan, Andrew McGregor, and Cameron Musco. Efficient intervention design for causal discovery with latents. In *International Conference on Machine Learning*, pages 63–73. PMLR, 2020.
- Alfred V. Aho, Michael R Garey, and Jeffrey D. Ullman. The transitive reduction of a directed graph. *SIAM Journal on Computing*, 1(2):131–137, 1972.
- Sina Akbari, Jalal Etesami, and Negar Kiyavash. Minimum cost intervention design for causal effect identification. In *International Conference on Machine Learning*, pages 258–289. PMLR, 2022.
- Héctor Álvarez-Martínez and Eduardo Pérez-Campos. Causality in medicine. *Gaceta médica de México*, 140(4):467–472, 2004.
- Elias Bareinboim and Judea Pearl. Transportability of causal effects: Completeness results. In *Proceedings of the AAAI Conference on Artificial Intelligence*, volume 26, pages 698–704, 2012.
- Ruth E Farmer, Daphne Kounali, A Sarah Walker, Jelena Savović, Alison Richards, Margaret T May, and Deborah Ford. Application of causal inference methods in the analyses of randomised controlled trials: a systematic review. *Trials*, 19:1–14, 2018.
- Dennis Frauen, Tobias Hatt, Valentyn Melnychuk, and Stefan Feuerriegel. Estimating average causal effects from patient trajectories. In *Proceedings of the AAAI Conference on Artificial Intelligence*, volume 37, pages 7586–7594, 2023.
- Sander Greenland and James M Robins. Identifiability, exchangeability, and epidemiological confounding. *International journal of epidemiology*, 15(3):413–419, 1986.
- Patrik Hoyer, Dominik Janzing, Joris M Mooij, Jonas Peters, and Bernhard Schölkopf. Nonlinear causal discovery with additive noise models. *Advances in neural information processing systems*, 21, 2008.
- Olivier Jeunen, Ciarán Gilligan-Lee, Rishabh Mehrotra, and Mounia Lalmas. Disentangling causal effects from sets of interventions in the presence of unobserved confounders. *Advances in Neural Information Processing Systems*, 35:27850–27861, 2022.
- Saravanan Kandasamy, Arnab Bhattacharyya, and Vasant G Honavar. Minimum intervention cover of a causal graph. In *Proceedings of the AAAI Conference on Artificial Intelligence*, volume 33, pages 2876–2885, 2019.

- Benjamin Kap, Marharyta Aleksandrova, and Thomas Engel. Causal identification with additive noise models: Quantifying the effect of noise. *arXiv preprint arXiv:2110.08087*, 2021.
- Murat Kocaoglu, Karthikeyan Shanmugam, and Elias Bareinboim. Experimental design for learning causal graphs with latent variables. *Advances in Neural Information Processing Systems*, 30, 2017.
- Sanghack Lee and Elias Bareinboim. Causal effect identifiability under partial-observability. In *International Conference on Machine Learning*, pages 5692–5701. PMLR, 2020.
- Oliver J Maclaren and Ruanui Nicholson. What can be estimated? identifiability, estimability, causal inference and ill-posed inverse problems. *arXiv preprint arXiv:1904.02826*, 2019.
- Razieh Nabi, Joel Pfeiffer, Denis Charles, and Emre Kiciman. Causal inference in the presence of interference in sponsored search advertising. *Frontiers in big Data*, 5, 2022.
- Ashley I Naimi, Stephen R Cole, and Edward H Kennedy. An introduction to g methods. *International journal of epidemiology*, 46(2):756–762, 2017.
- Judea Pearl. *Causality*. Cambridge university press, 2009.
- Jonas Peters, Joris M Mooij, Dominik Janzing, and Bernhard Schölkopf. Causal discovery with continuous additive noise models. *Journal of Machine Learning Research*, 2014.
- Jonas Peters, Dominik Janzing, and Bernhard Schölkopf. *Elements of Causal Inference: Foundations and Learning Algorithms*. The MIT Press, 2017. ISBN 0262037319.
- Dominick A Rizzi and Stig Andur Pedersen. Causality in medicine: towards a theory and terminology. *Theoretical Medicine*, 13:233–254, 1992.
- Paul Rolland, Volkan Cevher, Matthäus Kleindessner, Chris Russell, Dominik Janzing, Bernhard Schölkopf, and Francesco Locatello. Score matching enables causal discovery of nonlinear additive noise models. In *International Conference on Machine Learning*, pages 18741–18753. PMLR, 2022.
- Sorawit Saengkyongam and Ricardo Silva. Learning joint nonlinear effects from single-variable interventions in the presence of hidden confounders. In *Conference on Uncertainty in Artificial Intelligence*, pages 300–309. PMLR, 2020.
- Marco Scutari. Learning bayesian networks with the bnlearn r package. *arXiv preprint arXiv:0908.3817*, 2009.
- Peter Spirtes, Clark N Glymour, and Richard Scheines. *Causation, prediction, and search*. MIT press, 2000.
- Steven D Stovitz and Ian Shrier. Causal inference for clinicians. *BMJ evidence-based medicine*, 2019.
- Jin Tian and Judea Pearl. A general identification condition for causal effects. In *Aaai/iaai*, pages 567–573, 2002.
- Hal R Varian. Causal inference in economics and marketing. *Proceedings of the National Academy of Sciences*, 113(27):7310–7315, 2016.
- John Worrall. Causality in medicine: Getting back to the hill top. *Preventive Medicine*, 53(4-5):235–238, 2011.
- Liuyi Yao, Zhixuan Chu, Sheng Li, Yaliang Li, Jing Gao, and Aidong Zhang. A survey on causal inference. *ACM Transactions on Knowledge Discovery from Data (TKDD)*, 15(5):1–46, 2021.
- Chi Zhang, Bryant Chen, and Judea Pearl. A simultaneous discover-identify approach to causal inference in linear models. In *Proceedings of the AAAI Conference on Artificial Intelligence*, volume 34, pages 10318–10325, 2020.
- Kun Zhang, Jonas Peters, Dominik Janzing, and Bernhard Schölkopf. Kernel-based conditional independence test and application in causal discovery. *arXiv preprint arXiv:1202.3775*, 2012.

## A Supplementary Material

In the following subsections, we provide comprehensive and formal mathematical proofs for the theorems presented in the main paper.

### A.1 Pearl's Rules of do-Calculus (Pearl [2009])

Let  $G$  represent the causal DAG, and let  $P$  denote the probability distribution induced by the corresponding causal model. For any disjoint subsets of variables  $\mathbf{X}$ ,  $\mathbf{Y}$ ,  $\mathbf{Z}$ , and  $\mathbf{W}$ , the following rules apply:

**Rule 1:** (Insertion/deletion of observations):  $P(\mathbf{y}|do(\mathbf{x}), \mathbf{z}, \mathbf{w}) = P(\mathbf{y}|do(\mathbf{x}), \mathbf{w})$  if  $(\mathbf{Y} \perp\!\!\!\perp \mathbf{Z}|\mathbf{X}, \mathbf{W})_{G_{\overline{\mathbf{X}}}}$ .

**Rule 2:** (Action/observation exchange):  $P(\mathbf{y}|do(\mathbf{x}), do(\mathbf{z}), \mathbf{w}) = P(\mathbf{y}|do(\mathbf{x}), \mathbf{z}, \mathbf{w})$  if  $(\mathbf{Y} \perp\!\!\!\perp \mathbf{Z}|\mathbf{X}, \mathbf{W})_{G_{\overline{\mathbf{X}}\mathbf{Z}}}$ .

**Rule 3:** (Insertion/deletion of actions):  $P(\mathbf{y}|do(\mathbf{x}), do(\mathbf{z}), \mathbf{w}) = P(\mathbf{y}|do(\mathbf{x}), \mathbf{w})$  if  $(\mathbf{Y} \perp\!\!\!\perp \mathbf{Z}|\mathbf{X}, \mathbf{W})_{G_{\overline{\mathbf{X}}, \overline{\mathbf{Z}(\mathbf{W})}}}$  where  $\mathbf{Z}(\mathbf{W})$  is the set of nodes in  $\mathbf{Z}$  that are not ancestors of any of the nodes in  $\mathbf{W}$ .

### A.2 Proof of Theorem 1 and corollary 1

The section provides the proof of the Identifiability of ACEs in symmetric ANMs. Consider two sets:

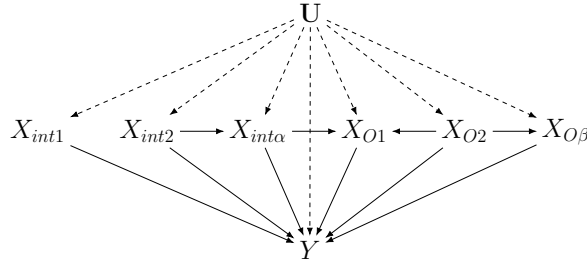


Figure 6: Causal graph ( $G$ ) for a general confounded additive noise model (The edges between the treatments  $X_i$ 's can be arbitrary so long as no cycle is formed)

$\mathbf{X}_{int} \subseteq \mathbf{X}$  of the form  $\mathbf{X}_{int} = \{X_{int1}, X_{int2}, \dots, X_{int\alpha}\}$  and  $\mathbf{X}_O = \mathbf{X} \setminus \mathbf{X}_{int}$  of the form  $\mathbf{X}_O = \{X_{O1}, X_{O2}, \dots, X_{O\beta}\}$ . Also note that  $\alpha + \beta = n$ .

$$\begin{aligned} \mathbb{E}[Y|do(X_{int1} = x_{int1}, \dots, X_{int\alpha} = x_{int\alpha}), X_{O1} = x_{O1}, \dots, X_{O\beta} = x_{O\beta}] = \\ f_Y(x_{int1}, \dots, x_{int\alpha}, x_{O1}, \dots, x_{O\beta}) + \\ \mathbb{E}(U_Y|X_{O1} = x_{O1}, \dots, X_{O\beta} = x_{O\beta}, do(X_{int1} = x_{int1}, \dots, X_{int\alpha} = x_{int\alpha})) \end{aligned} \quad (3)$$

From the joint interventional data, we have access to the following:

$$\begin{aligned} \mathbb{E}[Y|do(X_{int1} = x_{int1}, \dots, X_{int\alpha} = x_{int\alpha}, X_{O1} = x_{O1}, \dots, X_{O\beta} = x_{O\beta})] = \\ \mathbb{E}[U_Y] + f_Y(x_{int1}, \dots, x_{int\alpha}, x_{O1}, \dots, x_{O\beta}) \end{aligned} \quad (4)$$

The equation 5 gives us the conditional expectation of  $U_Y$  given the observed treatment variables.

$$\begin{aligned} \mathbb{E}[U_Y|X_{O1} = x_{O1}, \dots, X_{O\beta} = x_{O\beta}, do(X_{int1} = x_{int1}, \dots, X_{int\alpha} = x_{int\alpha})] \\ = \mathbb{E}[U_Y|U_{O1} = x_{O1} - f_{O1}(Pa(X_{O1})), \dots, U_{O\beta} = x_{O\beta} - f_{O\beta}(Pa(X_{O\beta}))] \end{aligned} \quad (5)$$

Where the assignment  $Pa(X_{O_i})$  is consistent with the causal query specified in equation 3. In order to show how equation 3 holds, we use the following approach:

$$\mathbb{E}[U_Y|U_{O_1} = x_{O_1} - f_{O_1}(Pa(X_{O_1})), \dots, U_{O_\beta} = x_{O_\beta} - f_{O_\beta}(Pa(X_{O_\beta}))] = \mathbb{E}[U_Y|U_{O_1} = x_{O_1} - f_{O_1}(Pa(X_{O_1})), \dots, U_{O_\beta} = x_{O_\beta} - f_{O_\beta}(Pa(X_{O_\beta})), do(X_{int1} = x_{int1}, \dots, X_{int\alpha} = x_{int\alpha})] \quad (6)$$

$$\begin{aligned} \mathbb{E}[U_Y|U_{O_1} = x_{O_1} - f_{O_1}(Pa(X_{O_1})), \dots, U_{O_\beta} = x_{O_\beta} - f_{O_\beta}(Pa(X_{O_\beta}))] &= \\ \mathbb{E}[U_Y|U_{O_1} = x_{O_1} - f_{O_1}(Pa(X_{O_1})), \dots, U_{O_\beta} = x_{O_\beta} - f_{O_\beta}(Pa(X_{O_\beta})), X_{O_1} = x_{O_1}, \dots, \\ \dots, X_{O_\beta} = x_{O_\beta}, do(X_{int1} = x_{int1}, \dots, X_{int\alpha} = x_{int\alpha})] &= \\ = \mathbb{E}[U_Y|X_{O_1} = x_{O_1}, \dots, X_{O_\beta} = x_{O_\beta}, do(X_{int1} = x_{int1}, \dots, X_{int\alpha} = x_{int\alpha})] & \quad (7) \end{aligned}$$

The equation 6 holds because of Pearl's do-calculus rule 3 since  $U_y \perp\!\!\!\perp \mathbf{X}_{int} | \mathbf{U}_O$  in the post interventional graph where incoming edges to the set  $\mathbf{X}_{int}$  are removed i.e.  $G_{\overline{\mathbf{X}_{int}}}$ . Note that  $\mathbf{U}_O = [U_{O_1}, U_{O_2}, \dots, U_{O_\beta}]$  and none of variables in the treatment set can be ancestors or parents of the noise variables. The equation 7 holds because of Pearl's do-calculus rule 1 since  $U_y \perp\!\!\!\perp \mathbf{X}_O | \mathbf{U}_O, \mathbf{X}_{int}$  in the post interventional graph where incoming edges to the set  $\mathbf{X}_{int}$  are removed, i.e.,  $G_{\overline{\mathbf{X}_{int}}}$ . Now, using the property of conditional expectation of correlated Gaussian random variables, the equation 5 can be rewritten as:

$$\mathbb{E}[U_Y|X_{O_1} = x_{O_1}, \dots, X_{O_\beta} = x_{O_\beta}, do(X_{int1} = x_{int1}, \dots, X_{int\alpha} = x_{int\alpha})] = \mathbb{E}[U_y] + \Sigma_{yx} \Sigma_{xx}^{-1} \mathbf{V},$$

$$\text{where } \Sigma_{yx} = [ \sigma_{Y(O_1)}, \sigma_{Y(O_2)}, \dots, \sigma_{Y(O_\beta)} ],$$

$$\Sigma_{xx} = \begin{bmatrix} \sigma_{O_1}^2 & \sigma_{(O_1)(O_2)} & \sigma_{(O_1)(O_3)} & \cdots & \cdots & \cdots & \cdots & \sigma_{(O_1)(O_\beta)} \\ \sigma_{(O_2)(O_1)} & \sigma_{O_2}^2 & \sigma_{(O_2)(O_3)} & \ddots & & & & \vdots \\ \vdots & \ddots & \ddots & \ddots & \ddots & \ddots & & \vdots \\ \vdots & & \ddots & \ddots & \ddots & \ddots & \ddots & \vdots \\ \sigma_{(O_\beta)(O_1)} & \cdots & \cdots & \cdots & \cdots & \cdots & \cdots & \sigma_{(O_\beta)}^2 \end{bmatrix},$$

$$\mathbf{V} = [ x_{O_1} - f_{O_1}(Pa(X_{O_1})) - \mathbb{E}[U_{O_1}], x_{O_2} - f_{O_2}(Pa(X_{O_2})) - \mathbb{E}[U_{O_2}], \dots, \dots, x_{O_\beta} - f_{O_\beta}(Pa(X_{O_\beta})) - \mathbb{E}[U_{O_\beta}] ]^T. \quad (8)$$

In equation 8, the noise parameters  $(\Sigma_{yx}, \Sigma_{xx})$  and structural equations  $f_{O_i}(\cdot)$  must be identified from combination of observational and interventional data. The  $\sigma_{ij}$  denotes the covariance between noise variables  $U_i$  and  $U_j$ .

**Identifying the Structural Equations:** We have access to the interventional distributions of the form  $Pr[\mathbf{V} \setminus Pa(X_i) | do(Pa(X_i))]$ . The structural equations  $f_{O_i}(\cdot)$ , shifted by unknown Gaussian noise means ( $\mathbb{E}[U_{O_1}]$ ), can thus be identified by using Equation 9.

$$\mathbb{E}[X_{O_i} | do(Pa(X_{O_i}))] = f_{O_i}(Pa(X_{O_i})) + \mathbb{E}[U_{O_1} | do(Pa(X_{O_i}))] = f_{O_i}(Pa(X_{O_i})) + \mathbb{E}[U_{O_1}] \quad (9)$$

The Equation 9 holds by Pearl's do-calculus rule 3 since  $U_{O_1} \perp\!\!\!\perp Pa(X_{O_i})$  in the post interventional graph where incoming edges to the set  $Pa(X_{O_i})$  are removed i.e.  $G_{\overline{Pa(X_{O_i})}}$ .

**Identifying the Noise Co-variances:** After identifying the structural equations, observational samples can be used once more to identify noise samples  $U_i$ , which are again shifted by unknown noise means, by rearranging the equation  $X_i = f_i(Pa(X_i)) + U_i$  as follows:

$$\hat{U}_i = X_i - \mathbb{E}[X_i | do(Pa(X_i))] = X_i - f_i(Pa(X_i)) - \mathbb{E}[U_i] = U_i - \mathbb{E}[U_i] \quad (10)$$

A constant shift in noise values will not affect our noise co-variance estimates. This is because we have  $\sigma_{(i)(j)} = \mathbb{E}[(U_i - \mathbb{E}[U_i])(U_j - \mathbb{E}[U_j])] = \mathbb{E}[\tilde{U}_i \tilde{U}_j]$ . We can finally identify the causal effect specified in equation 3 by combining information from equations 4, 8, and 9 as follows:

$$\begin{aligned} \mathbb{E}[Y|do(X_{int1} = x_{int1}, \dots, X_{int\alpha} = x_{int\alpha}), X_{O1} = x_{O1}, \dots, X_{O\beta} = x_{O\beta}] = \\ \mathbb{E}[Y|do(X_{int1} = x_{int1}, \dots, X_{int\alpha} = x_{int\alpha}, X_{O1} = x_{O1}, \dots, X_{O\beta} = x_{O\beta})] + \Sigma_{yx} \Sigma_{xx}^{-1} \mathbf{V} \\ \text{where } \mathbf{V} = [x_{O1} - \mathbb{E}[X_{O1}|do(Pa(X_{O1}))], \dots, x_{O\beta} - \mathbb{E}[X_{O\beta}|do(Pa(X_{O\beta}))]]^T. \end{aligned} \quad (11)$$

This shows that  $\mathbb{E}[Y|do(X_{int1} = x_{int1}, \dots, X_{int\alpha} = x_{int\alpha}), X_{O1} = x_{O1}, \dots, X_{O\beta} = x_{O\beta}]$  is identifiable. Now, since our true objective is to identify the ACE of the form  $\mathbb{E}[Y|do(X_{int1} = x_{int1}, \dots, X_{int\alpha} = x_{int\alpha})]$ , we need to marginalize out the extra variables using the interventional distribution  $f(X_{O1} = x_{O1}, \dots, X_{O\beta} = x_{O\beta}|do(X_{int1} = x_{int1}, \dots, X_{int\alpha} = x_{int\alpha}))$ , which can be identified as follows:

$$\begin{aligned} f(X_{O1} = x_{O1}, \dots, X_{O\beta} = x_{O\beta}|do(X_{int1} = x_{int1}, \dots, X_{int\alpha} = x_{int\alpha})) \\ = \int \prod_{i=1}^{i=\beta} f(x_{O_i}|pa(X_{O_i}), u_{O_i}) f_{\mathbf{U}}(u_{O1}, u_{O2}, \dots, u_{O\beta}) d\mathbf{u} \end{aligned} \quad (12)$$

Where the assignment  $Pa(X_{O_i})$  is consistent with the causal query specified in equation 3. Notice that  $X_{O_i} = f_i(Pa(X_{O_i})) + U_{O_i}$  where  $f_i(\cdot)$  is a deterministic function. This implies that the probability density function  $f(x_{O_i}|pa(X_{O_i}), u_{O_i})$  will just be an impulse centered at  $u_{O_i} = x_{O_i} - f_i(Pa(X_{O_i}))$ . Thus we have:

$$\begin{aligned} f(X_{O1} = x_{O1}, \dots, X_{O\beta} = x_{O\beta}|do(X_{int1} = x_{int1}, \dots, X_{int\alpha} = x_{int\alpha})) = \\ f_{\mathbf{U}}(u_{O1} = x_{O1} - f_1(Pa(X_{O1})), u_{O2} = x_{O2} - f_2(Pa(X_{O2})), \dots, u_{O\beta} = x_{O\beta} - f_\beta(Pa(X_{O\beta}))) \end{aligned} \quad (13)$$

Where  $f_{\mathbf{U}} \sim \mathcal{N}(\mu_x, \Sigma_{xx})$ . Let us define  $f_{\mathbf{U}'} \sim \mathcal{N}(0, \Sigma_{xx})$ . Notice that we cannot directly estimate the structural equation  $f_i$  exactly but we identify its shifted version i.e. say  $f'_i(\cdot) = f_i + \mathbb{E}[U_i]$  (see equation 9). Thus, instead of the exact  $u_{O_i} = x_{O_i} - f_i(Pa(X_{O_i}))$ , we have access to  $u'_{O_i} = x_{O_i} - f'_i(Pa(X_{O_i})) = x_{O_i} - f(Pa(X_{O_i})) - \mathbb{E}[U_{O_i}] = u_{O_i} - \mathbb{E}[U_{O_i}]$ . We can get around this issue by noticing that:

$$f_{\mathbf{U}}(u_{O1}, u_{O2}, \dots, u_{O\beta}) = f'_{\mathbf{U}}(u_{O1} - \mathbb{E}[U_{O1}], u_{O2} - \mathbb{E}[U_{O2}], \dots, u_{O\beta} - \mathbb{E}[U_{O\beta}]) \quad (14)$$

Thus, we can identify the any desired ACE with access to the interventional distributions of the form  $Pr[\mathbf{V} \setminus Pa(X_i) | do(Pa(X_i))]$  using the final expression below:

$$\begin{aligned} \mathbb{E}[Y|do(X_{int1} = x_{int1}, \dots, X_{int\alpha} = x_{int\alpha})] = \\ \int \mathbb{E}[Y|do(X_{int1} = x_{int1}, \dots, X_{int\alpha} = x_{int\alpha}), X_{O1} = x_{O1}, \dots, X_{O\beta} = x_{O\beta}] \\ f(X_{O1} = x_{O1}, \dots, X_{O\beta} = x_{O\beta}|do(X_{int1} = x_{int1}, \dots, X_{int\alpha} = x_{int\alpha})) d\mathbf{X}_O \end{aligned} \quad (15)$$

This completes the proof of Theorem 1. The proof of the corollary 1 just follows from the proof of Theorem 1. There are two possibilities, either  $X_a \in \mathbf{X}_{int}$  or  $X_a \in \mathbf{X}_O$ . In the first case, the interventional distribution of  $Pa(X_a)$  is not required to identify ACE given in equation 3. For the second case, we rely on the additional assumption in corollary 1 that  $U_a \perp\!\!\!\perp U_b, \forall b \neq a$ , we have  $\sigma_{Y_a} = 0$  and  $\sigma_{ba} = 0$ . Also, we can use the observational data regime to identify the structural equation of variable  $X_a$  which is required to evaluate equation 5. The structural equation  $f_a(\cdot)$  can be identified from observational data regime using equation 16:

$$\mathbb{E}[X_a|Pa(X_a)] = f_a(Pa(X_a)) + \mathbb{E}[U_a|Pa(X_a)] = f_a(Pa(X_a)) + \mathbb{E}[U_a] \quad (16)$$

Thus, in the case where there is no edge pointing from latent variable  $\mathbf{U}$  to a certain treatment  $X_a$ , the intervention  $do(Pa(X_a))$  is no longer required to identify the structural equation of  $X_a$ . This concludes the proof of corollary 1.

### A.3 Proof of Theorem 2

We prove the sufficiency and necessity of the conditions for identifiability of ACEs in confounded ANMs with Gaussian noise from Theorem 2 in separate subsections below:

#### A.3.1 Proof of Sufficiency:

Theorem 2 states that any estimand of the form  $\mathbb{E}[Y|do(\mathbf{W})]$  where  $\mathbf{W} \subset \mathbf{X}$  can be identified from a collection of interventional distributions including  $P[Y|do(\mathbf{X})]$  and  $P[\mathbf{V} \setminus \mathbf{S}_i|do(\mathbf{S}_i)]$ , such that  $X_i \notin \mathbf{S}_i$  &  $Pa(X_i) \subseteq \mathbf{S}_i$ ,  $\forall i = 1, \dots, n$ . Theorem 1 states that access to the observational distribution and joint interventional and interventional datasets with parents of each treatment variable as targets is sufficient to infer all ACEs. The only difference is that interventions on parents of treatments  $Pa(X_i)$  are replaced by interventions on  $\mathbf{S}_i$  such that  $X_i \notin \mathbf{S}_i$  &  $Pa(X_i) \subseteq \mathbf{S}_i$ ,  $\forall i = 1, \dots, n$ . The Proof of Sufficiency can be inferred from the proof of Theorem 1, except that we need to show we can still identify the structural equations of the treatment variables shifted by unknown Gaussian noise means using interventional distributions  $P[\mathbf{V} \setminus \mathbf{S}_i|do(\mathbf{S}_i)]$  instead of the interventional distribution of the form  $P[\mathbf{V} \setminus Pa(X_i)|do(Pa(X_i))]$ .

$$\mathbb{E}[X_i|do(\mathbf{S}_i)] = f_i(Pa(X_i)) + \mathbb{E}[U_i|do(\mathbf{S}_i)] = f_{O_i}(Pa(X_{O_i})) + \mathbb{E}[U_{O_i}] \quad (17)$$

Equation 17 holds due to the fact that  $X_i \notin \mathbf{S}_i$  &  $Pa(X_i) \subseteq \mathbf{S}_i$  and by Pearl's do-calculus rule 3, since  $U_i \perp\!\!\!\perp \mathbf{S}_i$  in the post-interventional graph where incoming edges to  $\mathbf{S}_i$  are removed, i.e.,  $G_{\overline{\mathbf{S}_i}}$ . Thus, we can still identify the structural equations shifted by unknown Gaussian noise means using the interventional distributions  $P[\mathbf{V} \setminus \mathbf{S}_i|do(\mathbf{S}_i)]$ , such that  $X_i \notin \mathbf{S}_i$  &  $Pa(X_i) \subseteq \mathbf{S}_i$ ,  $\forall i = 1, \dots, n$ , and the rest of the identifiability proof follows from the proof of Theorem 1.

#### A.3.2 Proof of Necessity:

Consider the ANM  $X_i = f_i(Pa(X_i)) + U_i$  for all  $i \in [n]$  where  $U = [U_1, U_2, \dots, U_n]$  is multivariate Gaussian noise. Suppose that for every treatment  $X_i \in \mathbf{X} \setminus \{X_j\}$ , we have access to an interventional dataset  $\mathbf{S}_i$  such that  $Pa(X_i) \subseteq \mathbf{S}_i$  and  $X_i \notin \mathbf{S}_i$  and  $X_j \in \mathbf{X}$ . Using the interventional data of the form  $do(\mathbf{S}_i = \mathbf{s}_i)$  and  $do(\mathbf{S}_i = \mathbf{s}'_i)$ , we have the following:

$$\mathbb{E}[X_i | do(\mathbf{S}_i = \mathbf{s}_i)] = f_i(pa(X_i)) + \mathbb{E}[U_i] \quad (18)$$

$$\mathbb{E}[X_i | do(\mathbf{S}_i = \mathbf{s}'_i)] = f_i(pa'(X_i)) + \mathbb{E}[U_i] \quad (19)$$

Using the above equations, we can identify the noise mean and also the structural equation  $f_i$ . We can also rearrange the equation to recover the noise samples and identify the noise distributions. In fact, given access to interventional datasets  $\mathbf{S}_i$  such that  $Pa(X_i) \subseteq \mathbf{S}_i$  and  $X_i \notin \mathbf{S}_i$  for every treatment  $X_i \in \mathbf{X} \setminus \{X_j\}$ , we can identify all the structural equations except for  $f_j$  and the joint distribution of the noise variables  $U_1, U_2, \dots, U_{j-1}, U_{j+1}, \dots, U_n$ . The parameters which can differ across the two ANMs are the equation  $f_j$  and the noise distribution parameters  $\mathbb{E}[U_j]$ ,  $\sigma_{jj}$ , and  $\sigma_{ij}$  for all  $i \neq j$ .

For the treatment  $X_j$ , we don't have access to an interventional dataset  $S_j$  such that  $Pa(X_j) \subseteq S_j$  and  $X_j \notin S_j$ . Now, we want to construct two ANMs, (1) and (2), which have different interventional distributions for an intervention  $S_j$  such that  $Pa(X_j) \subseteq S_j$  and  $X_j \notin S_j$ , but agree on all other interventional distributions in the collection.

$$X_j^{(1)} = f_j^{(1)}(Pa(X_j)) + U_j \quad (20)$$

$$X_j^{(2)} = f_j^{(2)}(Pa(X_j)) + U_j \quad (21)$$

Suppose that the functions  $f_j^{(1)}(\cdot)$  and  $f_j^{(2)}(\cdot)$  are equal everywhere except at  $Pa(X_j) = \beta$ . One possible choice is  $f_j^{(1)}(Pa(X_j)) = a \times \mathbb{1}\{Pa(X_j) = \beta\}$  and  $f_j^{(2)}(Pa(X_j)) = b \times \mathbb{1}\{Pa(X_j) = \beta\}$  where  $a \neq b$ . Also, assume that the noise distribution is the same across the ANMs. This implies that the distribution of  $X_j$  is



different across the two ANMs under the intervention  $do(\mathbf{S}_j = \mathbf{s}_j)$  where  $Pa(X_j) = \beta$ . Therefore, the two ANMs have different interventional distributions for  $do(\mathbf{S}_j)$ . Note that  $\mathbf{S}_j$  is any subset of the treatment set  $\mathbf{X}$  such that  $Pa(X_j) \subseteq \mathbf{S}_j$  and  $X_j \notin \mathbf{S}_j$ . Given that the distribution of  $X_j$  is different across the two ANMs under some intervention  $do(\mathbf{S}_j = \mathbf{s}_j)$ , the estimated  $\mathbb{E}[Y \mid do(\mathbf{S}_j = \mathbf{s}_j)]$  will also be different across the two ANMs, assuming that both ANMs have the same structural equations  $f_y$ .

We still need to show that the ANMs will have the same interventional distributions other than  $\mathbf{S}_j$ , where  $X_j$  itself is not intervened on. Under any intervention other than  $\mathbf{S}_j$  where  $X_j$  itself is not intervened on, the probability that  $Pa(X_j) = \beta$  is zero because of the additive Gaussian noise in the structural equations. Thus, the two ANMs constructed will almost surely have the same interventional distributions for all the target sets except  $\mathbf{S}_j$  such that  $Pa(X_j) \subseteq \mathbf{S}_j$  and  $X_j \notin \mathbf{S}_j$ . Thus, the given two ANMs can only be distinguished using the intervention on  $\mathbf{S}_j$ . This proves that all ACEs can't be identified unless we have access to an interventional dataset  $\mathbf{S}_i$  for every treatment  $X_i \in \mathbf{X}$ , such that  $Pa(X_i) \subseteq \mathbf{S}_i$  and  $X_i \notin \mathbf{S}_i$ .

### A.4 Proof of Theorem 3

Recall that in mathematics, specifically in order theory, a partial order on a set is an arrangement where certain elements have a defined precedence over others. The term ‘‘partial’’ indicates that not every pair of elements needs to be comparable in terms of their ordering. In order to prove Theorem 3 we rely on the following lemma from Kocaoglu et al. [2017].

**Lemma 1.** *Kocaoglu et al. [2017] Consider a graph  $G$  with observable variables  $\mathbf{X}$  and an intervention set  $S \subseteq \mathbf{X}$ . Consider the post-interventional observable graph  $G_{\overline{S}}$  and a variable  $X_i \in \mathbf{X} \setminus S$ . Let  $V \in Pa(X_i)$  be such that all the parents of  $X_i$  above  $V$  in partial order are included in the intervention set  $S$ . This implies that  $\{W : \sigma(W) > \sigma(V), W \in Pa(X_i)\} \subseteq S$ <sup>1</sup>. Then, the directed edge  $(V, X_i) \in E(Tr(G_{\overline{S}}))$ . The properties of transitive reduction yields  $Tr(G_{\overline{S}}) = Tr(G_{\overline{S}}^{tc})$ . Consequently, the transitive reduction of  $G_{\overline{S}}^{tc}$  may be used to learn the directed edge  $(V, X_i)$ .*

(Note:  $E(G)$  denotes the edges of the DAG  $G$ ).

The proof of Theorem 3 is split into two parts. In the first part, we show that the probability of learning the true graph is  $1 - \frac{1}{n^{\alpha-2}}$ . In the second part, we show that the probability of having sufficient interventional data sets for inference is  $1 - \frac{1}{n^{\alpha-1}}$ . Consider a directed edge  $(V, X_i)$  in graph  $G$ . Assume that the number of the direct parents of  $X_i$  above  $V$  is  $d_i$  where  $d_i \leq d_{max}$ . Let  $\mathcal{E}_i(V)$  be the following event:  $X_i \notin S$  &  $\{W : \sigma(W) > \sigma(V), W \in Pa(X_i)\} \subseteq S$ . The probability of this event for one run of the inner loop in Algorithm 2 with the assumption that  $d_{max} \geq 2$  is given by:

$$P[\mathcal{E}_i(V)] = \frac{1}{d_{max}} \left(1 - \frac{1}{d_{max}}\right)^{d_i} \geq \frac{1}{d_{max}} \left(1 - \frac{1}{d_{max}}\right)^{d_{max}} \geq \frac{1}{d_{max}} \frac{1}{4}. \quad (22)$$

The last inequality holds for  $d_{max} \geq 2$  because  $(1 - \frac{1}{x})^x \geq 0.25, \forall x \geq 2$ . Based on Lemma 1, the event  $\mathcal{E}_i(V)$  implies that the directed edge  $(V, X_i)$  will be present in  $Tr(G[S])$ . The outer loop runs for  $4\alpha d_{max} \log(n)$  iterations and elements of the set  $S$  are independently sampled. Hence, the probability of failure for all runs of the loop is given by:

$$P[(\mathcal{E}_i(V))^c] \leq \left(1 - \frac{1}{4 d_{max}}\right)^{4\alpha d_{max} \log(n)} \leq e^{-\alpha \log(n)} = \frac{1}{n^\alpha}. \quad (23)$$

For a graph with total number of variables  $n$ , the total number of such bad events will be  $\binom{n}{2}$ . Union bounding the probability of bad events for every pair of variables, we have:

$$P[Failure] \leq \binom{n}{2} * \frac{1}{n^\alpha} \leq \frac{1}{n^{\alpha-2}}. \quad (24)$$

For inference, we need all interventional data sets  $\mathbf{S}_i \subseteq \mathbf{X}$  such that  $Pa(X_i) \subseteq \mathbf{S}_i$  &  $X_i \notin \mathbf{S}_i$  for every treatment  $X_i \in \mathbf{X}$  (Theorem 2). Suppose  $p_i$  is the number of parents of a treatment variable  $X_i$ . We know

<sup>1</sup> $\sigma$  is any total order that is consistent with the partial order implied by the DAG, i.e.,  $\sigma(X) < \sigma(Y)$  iff  $X$  is an ancestor of  $Y$ .

that  $p_i \leq d_{max}$ . Let us define the event  $\mathcal{E}_i = [Pa(X_i) \subseteq \mathbf{S}_i \ \& \ X_i \notin \mathbf{S}_i]$ . The probability of this event for one iteration of the inner loop is given by:

$$P[\mathcal{E}_i] = \frac{1}{d_{max}} \left(1 - \frac{1}{d_{max}}\right)^{p_i} \geq \frac{1}{d_{max}} \left(1 - \frac{1}{d_{max}}\right)^{d_{max}} \geq \frac{1}{d_{max}} \frac{1}{4}. \quad (25)$$

The last inequality holds for  $d_{max} \geq 2$ . The outer loop runs for  $4\alpha d_{max} \log(n)$  iterations and the elements of the set  $S$  are independently sampled. The probability of failure for all runs of the loop is given by:

$$P[\mathcal{E}_i^c] \leq \left(1 - \frac{1}{4d_{max}}\right)^{4\alpha d_{max} \log(n)} \leq e^{-\alpha \log(n)} = \frac{1}{n^\alpha}. \quad (26)$$

For graph with total number of variables  $n$ , we will have  $n$  of these bad events. The overall probability of missing any one of required data sets for the inference scheme can be determined by union bounding the probability of all such bad events:

$$P\left[\bigcup_{i=1}^n \mathcal{E}_i^c\right] \leq nP[\mathcal{E}_i^c] = \frac{1}{n^{\alpha-1}} \quad (27)$$

This shows that the probability of having all interventional data sets for inference after the algorithm runs is at least  $1 - \frac{1}{n^{\alpha-1}}$ .

## A.5 Additional Examples Showing Non-Identifiability of ACEs from Joint Interventional and Observational Distributions in ANMs

In this section, we present additional examples of additive noise models that exhibit agreement on both the joint observational and joint interventional distributions. However, these models differ in their interventional distributions of subsets of treatment variables. Consider Table 2, which presents two SCMs labeled as  $\mathcal{M}_1$  and  $\mathcal{M}_2$ .

Table 2: Two SCMs where  $(U_1, U_2, U_Y)_{\mathcal{M}_1} \sim \mathcal{N}(0, \Sigma_{\mathcal{M}_1})$  and  $(U_1, U_2, U_Y)_{\mathcal{M}_2} \sim \mathcal{N}(0, \Sigma_{\mathcal{M}_2})$ .

$\mathcal{M}_1$	$\mathcal{M}_2$	
$X_1 = U_1$	$X_1 = U_1$	$\Sigma_{\mathcal{M}_1} = \begin{bmatrix} 1 & \frac{1}{4} & 0 \\ \frac{1}{4} & 2 & 0 \\ 0 & 0 & 1 \end{bmatrix}$ $\Sigma_{\mathcal{M}_2} = \begin{bmatrix} 1 & \frac{5}{4} & 0 \\ \frac{5}{4} & \frac{7}{2} & 0 \\ 0 & 0 & 1 \end{bmatrix}$
$X_2 = 2X_1 + U_2$	$X_2 = X_1 + U_2$	
$Y = X_1 + X_2 + U_Y$	$Y = X_1 + X_2 + U_Y$	

The joint interventional distribution  $do(X_1 = x_1, X_2 = x_2)$  is the same for both  $\mathcal{M}_1$  and  $\mathcal{M}_2$ , i.e.  $\mathcal{N}(x_1 + x_2, 1)$ . The joint observational distribution for both models is a multivariate Gaussian i.e.  $(X_1, X_2, Y)_{\mathcal{M}_1} \sim \mathcal{N}(0, \Sigma)$  and  $(X_1, X_2, Y)_{\mathcal{M}_2} \sim \mathcal{N}(0, \Sigma)$ . This is formally stated in equation 28. It is worth noting that due to the different structural equations for  $X_2$  in the models, the interventional distribution  $do(X_1)$  is different for the two models.

$$(X_1, X_2, Y)_{\mathcal{M}_1, \mathcal{M}_2} \sim \mathcal{N}(0, \Sigma), \quad \Sigma = \begin{bmatrix} 1 & \frac{9}{4} & \frac{13}{4} \\ \frac{9}{4} & 7 & \frac{37}{4} \\ \frac{13}{4} & \frac{37}{4} & \frac{27}{2} \end{bmatrix} \quad (28)$$

Table 3 presents another example of SCMs that exhibit agreement on both the joint observational and interventional distributions but differ in the interventional distribution  $do(X_1)$ . The joint interventional distribution  $do(X_1 = x_1, X_2 = x_2)$  is the same for both, i.e.  $\mathcal{N}(2x_1 + x_2, 1)$ . Similar to the previous example, the joint observational distribution for both models is a multivariate Gaussian:

Table 3: Two SCMs where  $(U_1, U_2, U_Y)_{\mathcal{M}_3} \sim \mathcal{N}(0, \Sigma_{\mathcal{M}_3})$  and  $(U_1, U_2, U_Y)_{\mathcal{M}_4} \sim \mathcal{N}(0, \Sigma_{\mathcal{M}_4})$ .

$\mathcal{M}_3$	$\mathcal{M}_4$		
$X_1 = U_1$	$X_1 = U_1$	$\Sigma_{\mathcal{M}_3} =$	$\Sigma_{\mathcal{M}_4} =$
$X_2 = 3X_1 + U_2$	$X_2 = 2X_1 + U_2$		
$Y = 2X_1 + X_2 + U_Y$	$Y = 2X_1 + X_2 + U_Y$		

$$(X_1, X_2, Y)_{\mathcal{M}_3, \mathcal{M}_4} \sim \mathcal{N}(0, \Sigma), \quad \Sigma = \begin{bmatrix} 1 & \frac{7}{2} & \frac{11}{2} \\ \frac{7}{2} & 15 & 22 \\ \frac{11}{2} & 22 & 34 \end{bmatrix} \quad (29)$$

These examples highlights the possibility of constructing multiple such examples of additive noise models (ANMs) with Gaussian noise, where they align on the joint observational and joint interventional distributions but diverge on certain interventional distributions.