

Controlization Schemes Based on Orthogonal Arrays

Anirban Chowdhury Ewout van den Berg Pawel Wocjan

IBM Quantum, IBM Thomas J. Watson Research Center, Yorktown Heights, NY, USA

March 11, 2025

Abstract

Realizing controlled operations is fundamental to the design and execution of quantum algorithms. In quantum simulation and learning of quantum many-body systems, an important subroutine consists of implementing a controlled Hamiltonian time-evolution. Given only black-box access to the uncontrolled evolution e^{-iHt} , *controlizing* it, i.e., implementing $\text{ctrl}(e^{-iHt}) = |0\rangle\langle 0| \otimes I + |1\rangle\langle 1| \otimes e^{-iHt}$ is non-trivial. Controlization has been recently used in quantum algorithms for transforming unknown Hamiltonian dynamics [1] leveraging a scheme introduced in Refs. [2, 3]. The main idea behind the scheme is to intersperse the uncontrolled evolution with suitable operations such that the overall dynamics approximates the desired controlled evolution. Although efficient, this scheme uses operations randomly sampled from an exponentially large set. In the present work, we show that more efficient controlization schemes can be constructed with the help of orthogonal arrays for unknown 2-local Hamiltonians. We conduct a detailed analysis of their performance and demonstrate the resulting improvements through numerical experiments. This construction can also be generalized to k -local Hamiltonians. Moreover, our controlization schemes based on orthogonal arrays can take advantage of the interaction graph’s structure and be made more efficient.

1 Introduction

The task of efficiently realizing controlled operations plays a fundamental role in the design and execution of quantum algorithms. Algorithmic primitives such as quantum phase estimation [4], quantum amplitude estimation [5], linear-combination-of-unitaries (LCU) [6, 7], and quantum singular value transformation (QSVT) [8, 9] require implementing a *controlled* unitary U , an operation of the form $\text{ctrl}(U) = |0\rangle\langle 0| \otimes I + |1\rangle\langle 1| \otimes U$. In applications related to quantum simulation, the unitary U is often the time-evolution under a Hamiltonian H for time t , i.e., $U = e^{-iHt}$. Quantum phase estimation, for example, is used with controlled time-evolution to determine spectral properties of Hamiltonians. Block-encoding techniques are used to manipulate controlled time-evolution into implementing functions of H – this idea is foundational to quantum algorithms for preparing both ground and Gibbs states of quantum many-body systems [10–15], solving linear systems of equations [16, 17], and many more [8, 9].

In most of these examples, the Hamiltonian H is known beforehand. Thus there is an explicit quantum circuit that realizes the time-evolution and turning that into a controlled operation is straightforward. There exist problems, for instance, in quantum meteorology [18] and quantum learning [19–21], where the Hamiltonian may not be known a priori. However, we may still wish to use the quantum algorithmic primitives mentioned above to design efficient algorithms. This raises the question: “Can we *controlize* an unknown Hamiltonian evolution? That is, given the ability to perform $\exp(-iHt)$ as a black-box, can we implement the operation $\text{ctrl}(\exp(-iHt))$?”

Controlization of unknown quantum dynamics has been studied in a number of different settings [22, 2, 3, 1]. Janzing [22] showed how a controlization protocol can be used to perform phase estimation of unknown quantum Hamiltonians. Closely related are also the problems of reversing and fast-forwarding Hamiltonian dynamics [23, 24]. While our focus here is on Hamiltonian dynamics, it should be noted that controlizing arbitrary unitary operations has also been investigated extensively [25–27, 3]. Controlization has also been used as a primitive in algorithms for transforming unknown Hamiltonian dynamics to implement functions of Hamiltonians [1].

The controlization protocol for unknown Hamiltonian dynamics in Ref. [1], which is based on prior work in Refs. [2, 3], proceeds as follows. It invokes the black-box to implement the Hamiltonian dynamics

$\exp(-iH\tau) \in \mathcal{U}(\mathcal{H})$ for different times $\tau > 0$ and intersperses them with different control operations from a finite subset of $\mathcal{U}(\mathbb{C}^2 \otimes \mathcal{H})$ such that the resulting evolution approximates the unitary

$$\text{ctrl}(\exp(-iHt)) = |0\rangle\langle 0| \otimes I + |1\rangle\langle 1| \otimes \exp(-iHt) \in \mathcal{U}(\mathbb{C}^2 \otimes \mathcal{H}) \quad (1)$$

for some desired value of t . More precisely, the unknown Hamiltonian H acts on n qubits, that is, $\mathcal{H} = (\mathbb{C}^2)^{\otimes n}$ and the control operations are controlled n -fold tensor products of the Pauli matrices $\{I, X, Y, Z\}$. In particular, the operations are randomly sampled from an exponentially large set.

The purpose of this work is to present efficient controlization schemes for the situation where the quantum system consists of n qudits, that is, $\mathcal{H} = (\mathbb{C}^d)^{\otimes n}$, and the unknown system Hamiltonian $H \in \mathcal{L}(\mathcal{H})$ is assumed to be k -local with k being a constant. Our construction of controlization schemes is based on the combinatorial concept of orthogonal arrays [28] and improves upon some aspects of the controlization schemes presented in [1]. It significantly reduces the size of the set of operations used to intersperse the black-box Hamiltonian dynamics. The main idea underlying our construction is that there is a close connection between controlization and decoupling schemes and that the latter can be constructed from orthogonal arrays. We analyze the performance of our OA-based schemes and show improved results over existing methods for k -local Hamiltonians both theoretically and through numerical experiments.

2 Controlization of known Hamiltonian dynamics

Before considering the case of unknown Hamiltonian dynamics, let us illustrate how a decoupling scheme for a Hamiltonian H for which the terms are explicitly known can be naturally extended to a controlization scheme.

For simplicity assume initially that $H = P$, where P is a Pauli operator. Choosing a Pauli Q that anti-commutes with P enables us to decouple, i.e., to switch off the time evolution, since

$$P + QPQ^\dagger = P - P = 0$$

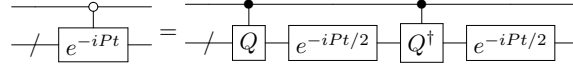
and thus

$$(e^{-iPt/2})(Qe^{-iPt/2}Q^\dagger) = (e^{-iPt/2})(e^{-iQPQ^\dagger t/2}) = (e^{-iPt/2})(e^{+iPt/2}) = I.$$

Omitting Q and Q^\dagger in the product above yields

$$(e^{-iPt/2})(e^{-iPt/2}) = e^{-iPt}$$

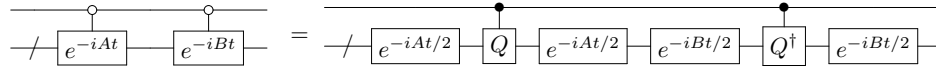
This allows us to implement the conditional time evolution with P as shown in the circuit below:



Since we can always choose Q to be a weight-one Pauli, the advantage of this approach is that we replace a conditional multi-qubit Pauli exponentiation gate by one that merely requires two conditional single-qubit Pauli operations.

Time evolution for a known Hamiltonian $H = \sum_{i=1}^N \alpha_i H_i$ consisting of a weighted sum of Pauli operators can be implemented by means of Trotterization or schemes such as qDRIFT [29, 30]. The latter is a probabilistic simulation technique that often outperforms deterministic simulation techniques. An important benefit of qDRIFT is that it is independent of the number N of Trotter terms but instead depends on the absolute sum of Hamiltonian strengths α_i .

A conditional time evolution is then obtained by splitting the time evolution of each individual term in two pieces and conjugate one of them by an operator that negates the term. Various circuit simplifications can be made. For instance, if the Pauli terms A and B for successive exponentiation terms e^{iAt} and e^{iBt} , have overlapping support we can always find a unit-weight Pauli Q on that support that anti-commutes with both terms. This allows us to write:



The controlled Q and Q^\dagger gates originally present between $e^{-iAt/2}$ and $e^{-iBt/2}$ cancel and are therefore omitted. Grouping the Pauli terms into commuting sets and appropriately choosing the ordering of the terms allows additional simplification along the same lines.

3 Controlization of unknown Hamiltonian dynamics based on decoupling schemes

The goal of dynamical decoupling is to effectively stop the system¹ from evolving by interspersing the time evolution according to the system Hamiltonian H by suitable control operations. The works [31, 32] were the first to apply dynamical decoupling for purposes of quantum information processing. We refer the reader to [33–37] for an introduction to a combinatorial approach for constructing Hamiltonian simulation schemes based on average Hamiltonian theory. Decoupling and time-reversal are two special cases of these schemes. We make use of the combinatorial decoupling schemes presented in these works to construct our controlization schemes.

In the current section we do not assume any particular structure of the quantum system \mathcal{H} and its Hamiltonian $H \in \mathcal{L}(\mathcal{H})$. We only assume the Hamiltonian H to be traceless throughout. We also assume that the control operations in the control group \mathcal{G} – a finite subgroup of $\mathcal{U}(\mathcal{H})$ – can be implemented instantaneously (this is often referred to as bang-bang control).² In the next section we consider quantum systems consisting of qudits and local Hamiltonians describing the couplings among the qudits.

To illustrate the idea of Hamiltonian simulation based on average Hamiltonian theory, let us consider a simple example that uses three control operations $V_1, V_2, V_3 \in \mathcal{G}$ and invokes the black-box to implement the dynamics for two times τ_1 and τ_2 . We can rewrite the resulting unitary as follows:

$$V_3 e^{-iH\tau_2} V_2 e^{-iH\tau_1} V_1 \quad (2)$$

$$= (V_3 V_2 V_1) (V_2 V_1)^\dagger e^{-iH\tau_2} (V_2 V_1) V_1^\dagger e^{-iH\tau_1} V_1 \quad (3)$$

$$= e^{-iU_2^\dagger H U_2 \tau_2} e^{-iU_1^\dagger H U_1 \tau_1} \quad (4)$$

The operators U_1 and U_2 are given by

$$U_1 = V_1 \quad (5)$$

$$U_2 = V_2 V_1 \quad (6)$$

assuming that the final control operation V_3 is chosen such that $V_3 V_2 V_1 = I$ (the latter means that the control sequence is cyclic). This method of rewriting the resulting time evolution generalizes to an arbitrary number of control operations. For cyclic control schemes we have

$$U_1 = V_1 \quad (7)$$

$$U_2 = V_2 V_1 \quad (8)$$

$$\vdots$$

$$U_N = V_N \cdots V_2 V_1, \quad (9)$$

where $V_{N+1} = (V_N \cdots V_2 V_1)^\dagger$. Using the simple Trotter approximation, we obtain

$$\prod_{j=1}^N e^{-iU_j^\dagger H U_j \tau_j} = e^{-iU_N^\dagger H U_N \tau_N} \cdots e^{-iU_2^\dagger H U_2 \tau_2} e^{-iU_1^\dagger H U_1 \tau_1} \approx e^{-i\tilde{H}}, \quad (10)$$

where the average Hamiltonian \tilde{H} is given by the sum

$$\tilde{H} = \tau_1 U_1 H U_1^\dagger + \tau_2 U_2 H U_2^\dagger + \cdots + \tau_N U_N H U_N^\dagger. \quad (11)$$

Thus, after the control cycle the resulting time evolution is approximately as if the system had evolved under the average Hamiltonian \tilde{H} . This is referred to as average Hamiltonian theory.

A better approximation can be achieved according to the formula:

$$\prod_{j=N}^1 e^{-iU_j^\dagger H U_j \tau_j / 2} \prod_{j=1}^N e^{-iU_j^\dagger H U_j \tau_j / 2} \quad (12)$$

¹More generally, one can consider a subsystem.

²We refer the reader to the paper [38, 39] and the references therein for Hamiltonian simulation based on bounded-strength controls.

Take note that the two products above multiply the exponentials $e^{-iU_j^\dagger H u_j \tau_j/2}$ in opposite orders and use times $\tau_j/2$. This formula is a special case of the Lie-Trotter-Suzuki formulas [40, 41]. Observe that these higher-order formulas do not increase the overall time of the control cycle, but only increase the number of control operations.

The average Hamiltonian in eq. (11) serves as the starting point for these higher-order formulas. This is why it is important to express the desired target Hamiltonian \tilde{H} as a weighted sum containing a small number N of conjugates $U_1^\dagger H U_1, \dots, U_N^\dagger H U_N$ and having a small overall time $\sum_{j=1}^N \tau_j$.

Definition 1 (Simulation, decoupling, and time reversal schemes). *Let $H, \tilde{H} \in \mathcal{L}(\mathcal{H})$ be two Hamiltonians. We say that a scheme $\mathcal{S} = (\tau_1, U_1; \dots; \tau_N, U_N)$ is a simulation scheme for the system Hamiltonian H and the target Hamiltonian \tilde{H} if*

$$\mathcal{S}(H) = \sum_{j=1}^N \tau_j U_j H U_j^\dagger = \tilde{H}. \quad (13)$$

There are two important special cases. For $\tilde{H} = 0_{\mathcal{H}}$, where $0_{\mathcal{H}} \in \mathcal{L}(\mathcal{H})$ denotes the zero operator, we call the scheme a decoupling scheme whenever $\sum_i \tau_i = 1$ and use \mathcal{D} to denote it. For $\tilde{H} = -H$, we call the scheme a time reversal scheme and use \mathcal{R} to denote it.

Remark 2 (Decoupling \Rightarrow time reversal). *Before discussing in detail how decoupling schemes can be extended to controlization schemes, let us briefly describe the connection to time reversal schemes. Let $\mathcal{D} = (\tau_1, U_1; \tau_2, U_2; \dots; \tau_N, U_N)$ be a decoupling scheme. We may assume, without loss of generality, that $U_1 = I_{\mathcal{H}}$. Then, we have*

$$\tau_1 H + \tau_2 U_2 H U_2^\dagger + \dots + \tau_N U_N H U_N^\dagger = 0, \quad (14)$$

which is equivalent to

$$\frac{\tau_2}{\tau_1} U_2 H U_2^\dagger + \dots + \frac{\tau_N}{\tau_1} U_N H U_N^\dagger = -H. \quad (15)$$

Thus, the decoupling scheme $\mathcal{D} = (\tau_1, U_1 = I; \tau_2, U_2; \dots; \tau_N, U_N)$ gives rise to the time reversal scheme $\mathcal{R} = (\tau_2/\tau_1, U_2; \dots; \tau_N/\tau_1, U_N)$. Observe that the time needed to realize time reversal is $(1 - \tau_1)/\tau_1$ which will be greater than 1 = $\tau_1 + \dots + \tau_N$ in contrast to the situation for decoupling. This slow-down for time-reversal is discussed in [42] and more generally for Hamiltonian simulation in [35].

Before we state the theorem connecting controlization and decoupling, we need to introduce the following definition. Let $M \in \mathcal{L}(\mathcal{H})$ be an arbitrary operator. Then, $\Lambda(M)$ is the controlled operator defined to be

$$\Lambda(M) = |0\rangle\langle 0| \otimes M + |1\rangle\langle 1| \otimes I_{\mathcal{H}} \in \mathcal{L}(\mathbb{C}^2 \otimes \mathcal{H}), \quad (16)$$

where $I_{\mathcal{H}} \in \mathcal{L}(\mathcal{H})$ denotes the identity operator.

Theorem 3 (Decoupling \Rightarrow controlization). *Let $\mathcal{D} = (\tau_1, U_1; \dots; \tau_N, U_N)$ be a decoupling scheme for some Hamiltonian $H \in \mathcal{L}(\mathcal{H})$. Then, the scheme $\mathcal{C} = \Lambda(\mathcal{D}) = (\tau_1, \Lambda(U_1); \dots; \tau_N, \Lambda(U_N))$ is a simulation scheme for the pair*

$$I_2 \otimes H \text{ and } |1\rangle\langle 1| \otimes H \quad (17)$$

of Hamiltonians in $\mathcal{L}(\mathbb{C}^2 \otimes \mathcal{H})$. For this reason, \mathcal{C} is a controlization scheme that makes it possible to approximately implement the controlled time evolution according to H , that is,

$$|0\rangle\langle 0| \otimes I_{\mathcal{H}} + |1\rangle\langle 1| \otimes \exp(-iHt). \quad (18)$$

Proof. We adjoin a single qubit \mathbb{C}^2 to the quantum system \mathcal{H} . The overall Hamiltonian of the joint system $\mathbb{C}^2 \otimes \mathcal{H}$ is of the form

$$I_2 \otimes H, \quad (19)$$

that is, there is no coupling between \mathbb{C}^2 and \mathcal{H} and the control qubit \mathbb{C}^2 does not have any non-trivial internal dynamics. We have

$$\Lambda(U_j) = |0\rangle\langle 0| \otimes U_j + |1\rangle\langle 1| \otimes I_{\mathcal{H}} \quad (20)$$

as the control operations in \mathcal{C} for $k = 1, \dots, N$. We obtain

$$\mathcal{C}(I_2 \otimes H) = \sum_{j=1}^N \tau_j \Lambda(U_j) (I_2 \otimes H) \Lambda(U_j)^\dagger \quad (21)$$

$$= |0\rangle\langle 0| \otimes \sum_{j=1}^N \tau_j U_j H U_j^\dagger + |1\rangle\langle 1| \otimes \sum_{j=1}^N \tau_j H \quad (22)$$

$$= |0\rangle\langle 0| \otimes \mathcal{D}(H) + |1\rangle\langle 1| \otimes H \quad (23)$$

$$= |1\rangle\langle 1| \otimes H, \quad (24)$$

where we used the fact that $\mathcal{D}(H) = 0_{\mathcal{H}}$ since \mathcal{D} is a decoupling scheme for H and $\sum_{j=1}^N \tau_j = 1$ by convention for decoupling schemes. Finally, observe that time evolution according to the target Hamiltonian $|1\rangle\langle 1| \otimes H$ gives rise to the desired controlled time evolution in eq. (18). \square

Remark 4. *The idea of converting a decoupling scheme into a controlization scheme is sketched but not pursued in [22] because a different model is considered in that work. Let us briefly explain the main differences. Observe that in our theorem the operations U_j of the decoupling scheme become controlled operations of the form $\Lambda(U_j) = |0\rangle\langle 0| \otimes U_j + |1\rangle\langle 1| \otimes I$ of the controlization scheme. Such controlled operations are specifically disallowed in that work. For instance, when $\mathcal{H} = (\mathbb{C}^2)^{\otimes n}$ and the control unitaries U_j are tensor products of single qubit gates, the implementation of $\Lambda(U_j)$ would require two-qubit gates. While bang-bang control of single qubit operations is often a valid assumption, bang-bang control of two-qubit operations is more problematic.*

Therefore, that work considers the following model.³ The joint quantum system is $\mathbb{C}^2 \otimes \mathcal{H}$, where \mathbb{C}^2 is the ancilla qubit and \mathcal{H} is an n -qubit system. The former is called the control qubit and the latter the target register. The starting Hamiltonian H_{init} is a pair-interaction Hamiltonian of the form

$$H_{\text{init}} = H_{\mathbb{C}^2} \otimes I_{\mathcal{H}} + H_{\mathbb{C}^2, \mathcal{H}} + I_2 \otimes H. \quad (25)$$

The term $H_{\mathbb{C}^2}$ is the Hamiltonian of the control qubit and the term $H_{\mathbb{C}^2, \mathcal{H}}$ specifies the pair-interactions⁴ between the control qubit and the qubits of the target register. Both terms are assumed to be known. The term H is the Hamiltonian of the target register. It is an unknown pair-interaction Hamiltonian, and the task is to controlize it. More precisely, that work constructs a simulation scheme \mathcal{C} using only single qubit operations such that

$$\mathcal{S}(H_{\text{init}}) = \sigma_z \otimes H. \quad (26)$$

Note that having $\sigma_z \otimes H$ is equivalent to having $|1\rangle\langle 1| \otimes H$.

4 Decoupling schemes based on orthogonal arrays

The previous section established the connection between controlization and decoupling schemes without making any assumptions about the quantum system \mathcal{H} and the Hamiltonian $H \in \mathcal{L}(\mathcal{H})$.

In this section we consider k -local Hamiltonians acting on n qudits, that is, $\mathcal{H} = (\mathbb{C}^d)^{\otimes n}$. We review some known constructions of decoupling schemes based on the combinatorial concept of orthogonal arrays, which then give rise to controlization schemes via Theorem 3. Orthogonal arrays, which were first used for decoupling two-local qubit Hamiltonians in [43], are defined as follows [28]:

Definition 5 (Orthogonal arrays). *An $N \times n$ array M with entries from a finite alphabet \mathcal{A} is an $OA(N, n, s, t)$ orthogonal array with $s = |\mathcal{A}|$ levels and strength t if and only if each $N \times t$ subarray contains each t -tuple of elements of \mathcal{A} as a row exactly $\lambda = N/s^t$ times.*

The challenge is to construct an orthogonal array with the smallest possible N for given parameters n , s , and t . The parameters of the orthogonal array are related to parameters of the decoupling schemes as follows: (i) N is the number of time steps, (ii) n is the number of qudits, (iii) $s = d^2$, where d is the dimension of the qudits, and (iv) $t = k$, where k is the locality of the qudit Hamiltonian.

³Both to simplify the presentation and to facilitate the comparison with our model, we describe here the model of [22] as having a *single* qubit as control, whereas that work considers more generally a *multi-qubit* register.

⁴The pair-interactions between the control qubit and the qubits of the target register need to be non-trivial to enable one to construct a simulation scheme based on average Hamiltonian theory.

We consider a quantum system $\mathcal{H} = (\mathbb{C}^d)^{\otimes n}$ that consists of n interacting d -dimensional qudits and assume that the system Hamiltonian $H \in \mathcal{L}(\mathcal{H})$ is an arbitrary k -local operator, that is,

$$H = \sum_{(i_1, i_2, \dots, i_k)} H_{(i_1, i_2, \dots, i_k)}, \quad (27)$$

where the k -tuples (i_1, i_2, \dots, i_k) in the sum run over all tuples with $1 \leq i_1 < i_2 < \dots < i_k \leq n$ and the corresponding terms $H_{(i_1, i_2, \dots, i_k)}$ are (traceless) Hermitian operators acting only the k qudits specified by the entries of (i_1, i_2, \dots, i_k) .

Let us consider a simple example of a 3-local Hamiltonian H acting on 4 qubits, that is, $d = 2$, $n = 4$, and $k = 3$. Let X , Y , and Z denote the Pauli matrices. The example Hamiltonian $H \in \mathcal{L}((\mathbb{C}^2)^{\otimes 4})$ is

$$H = X \otimes X \otimes I \otimes X + Y \otimes I \otimes I \otimes Y + \frac{1}{2}(Z \otimes I \otimes Z \otimes Z + X \otimes I \otimes X \otimes X) \quad (28)$$

and can be expressed as

$$H = H_{(1,2,4)} + H_{(1,3,4)}, \quad (29)$$

where the terms $H_{(1,2,4)}$ and $H_{(1,3,4)}$ are given by

$$H_{(1,2,4)} = X \otimes X \otimes I \otimes X + Y \otimes I \otimes I \otimes Y \quad (30)$$

$$H_{(1,3,4)} = \frac{1}{2}(Z \otimes I \otimes Z \otimes Z + X \otimes I \otimes X \otimes X). \quad (31)$$

Note that the 2-local term $Y \otimes I \otimes I \otimes Y$ could be included in $H_{(1,3,4)}$ instead of $H_{(1,2,4)}$.

Theorem 6 (OA \Rightarrow decoupling scheme). *Let \mathcal{A} be the finite alphabet $\{1, \dots, d^2\}$. Then, any orthogonal array with parameters $OA(N, n, d^2, k)$ over \mathcal{A} can be used to define a decoupling scheme \mathcal{D} that annihilates any k -local Hamiltonian on n qudits. The number of local operations used in this scheme is given by N .*

The proof for 2-local ($k = 2$) n qudit Hamiltonians is given in [35, Theorem 1]. The general case of qudit Hamiltonians with locality $k \geq 2$ is established in [44, Theorem 8]. We give a brief summary of the proof below and refer the reader to the references for more details.

The unitaries U_j for $j = 1, \dots, N$ in the OA-based decoupling schemes are local operations of the form $U_j \in \mathcal{G}^{\otimes n}$, where \mathcal{G} is a finite subgroup of the unitary group $\mathcal{U}(d)$. The times τ_j are all equal to $\frac{1}{N}$. We now explain the correspondence between the entries of orthogonal array and the control operations. Define the d^2 many generalized Pauli matrices

$$X^a Z^b \in \mathcal{G} \quad (32)$$

for $a, b \in \{0, \dots, d-1\}$, where

$$X = \sum_{x=0}^{d-1} |x+1 \bmod d\rangle \langle x| \quad (33)$$

$$Z = \text{diag}(\omega^0, \omega^1, \dots, \omega^{d-1}), \quad (34)$$

and $\omega = \exp(2\pi i/d)$ is a d th root of unity. Denote these generalized Pauli matrices by P_1, \dots, P_{d^2} . This collection is a special case of a so-called nice error basis for \mathbb{C}^d [45, 46]. For the special case $d = 2$, this yields the Pauli matrices.

It can be shown that all k -fold tensor products of generalized Pauli matrices give rise to the depolarizing channel Φ on $(\mathbb{C}^d)^{\otimes k}$. More precisely, the depolarizing channel is given by

$$\Phi(\bullet) = \frac{1}{|\mathcal{A}^k|} \sum_{(i_1, i_2, \dots, i_k) \in \mathcal{A}^k} (P_{i_1} \otimes P_{i_2} \otimes \dots \otimes P_{i_k}) \bullet (P_{i_1} \otimes P_{i_2} \otimes \dots \otimes P_{i_k})^\dagger, \quad (35)$$

where \mathcal{A}^k denotes the k -fold direct product of $\mathcal{A} = \{1, 2, \dots, d^2\}$. In particular, any traceless Hamiltonian $h \in \mathcal{L}((\mathbb{C}^d)^{\otimes k})$ is annihilated by Φ , that is, $\Phi(h) = 0$.

This annihilation property can be “lifted” to k -local n -qudits Hamiltonians with help of the orthogonal array as follows. The j th control operation U_j is the n -fold tensor product of generalized Pauli matrices defined to be

$$U_j = P_{m_{j1}} \otimes P_{m_{j2}} \otimes \dots \otimes P_{m_{jn}} \in \mathcal{G}^{\otimes n}, \quad (36)$$

1	1	1	1	2	2	2	2	3	3	3	3	4	4	4	4
1	2	3	4	1	2	3	4	1	2	3	4	1	2	3	4
1	2	3	4	4	3	2	1	2	1	4	3	3	4	1	2
1	2	3	4	2	1	4	3	3	4	1	2	4	3	2	1
1	2	3	4	3	4	1	2	4	3	2	1	2	1	4	3

Figure 1: Orthogonal array $OA(16, 5)$ with multiplicity 1. The table shows the transpose of the OA.

$\gamma = 1$	$OA(16, 5, 4, 2)$	Follows from Theorem 7
$\gamma = 2$	$OA(32, 9, 4, 2)$	Follows from Theorem 8
$\gamma = 4$	$OA(64, 21, 4, 2)$	Follows from Theorem 7
$\gamma = 8$	$OA(128, 41, 4, 2)$	Follows from Theorem 8
$\gamma = 16$	$OA(256, 85, 4, 2)$	Follows from Theorem 7
$\gamma = 32$	$OA(512, 169, 4, 2)$	Follows from Theorem 8

Table 1: Example orthogonal array parameters for used in Pauli ($s = 4$) decoupling schemes for two-local Hamiltonians ($k = 2$). For instance, based on the second entry, an arbitrary pair-interaction Hamiltonian on $n = 9$ qubits can be decoupled using $N = 32$ control operations, where each control operation is tensor product of Pauli operators.

where the entries $(m_{j1}, m_{j2}, \dots, m_{jn}) \in \mathcal{A}^n$ correspond to the j th row of the orthogonal array. It can be shown that the scheme simultaneously defines a depolarizing channel on all k -subsets of the n qudits. This is due to the defining property of orthogonal arrays: each k -tuple in \mathcal{A}^k appears exactly λ times for any k -subset of columns of the orthogonal array.

The construction of a decoupling scheme with the above approach requires an orthogonal array of appropriate size. For qubits, we consider the alphabet $\mathcal{A} = \{1, 2, 3, 4\}$ corresponding to the Pauli matrices $\{I, X, Y, Z\}$, which gives $s = |\mathcal{A}| = 4$. Figure 1 shows an example orthogonal array, which can be used to decouple two-local ($k = 2$) Hamiltonian on up to $n = 5$ qubits with $N = 16$ control operations (columns of the orthogonal array can always be removed whenever $n < 5$).

Explicit constructions of orthogonal arrays are given in [28]. The following two constructions yield orthogonal arrays of strength 2, which can be used to decouple two-local Hamiltonians:

Theorem 7 ([28, Theorem 3.20]). *If s is a prime power then an $OA(s^\ell, (s^\ell - 1)/(s - 1), s, 2)$ exists whenever $\ell \geq 2$.*

Theorem 8 ([28, Theorem 6.40]). *If s is a power of a prime and $\ell \geq 2$, then an orthogonal array $OA(2s^\ell, 2(s^\ell - 1)/(s - 1) - 1, s, 2)$ can be obtained by using difference schemes.*

Applying these theorems in our setting gives orthogonal arrays of the size shown in Table 1. Note that most, if not all, constructions in [28] require $s = d^2$, and therefore d itself, to be a prime power.

Tables of select orthogonal arrays of strength 2 and higher are available; see for instance [47, 48, 28]. There is a close relationship between error correcting codes and orthogonal arrays [28, Theorem 4.6]. Certain BCH-codes were used in [39, Theorem 6] to construct orthogonal arrays of strength $t \geq 2$, which can be used to decouple k -local n -qudits Hamiltonians.

Theorem 9. *For any $t \geq 2$, $n \geq (t - 1)^2$, and $s = d^2$ with $d \geq 2$ a prime power, there exists an $OA(N, n, s, t)$ whose length N scales as $N = O(n^{t-1})$. That is, there exists an OA decoupling scheme to decouple k -local Hamiltonians on n qudits that uses $N = O(n^{k-1})$ time steps.*

In physical systems, the locality k is generally a small fixed number. The above statement focuses on the asymptotic cost for fixed locality k as the number n of qudits grows. It should be noted that, depending on the particular choice of parameters further improvements are possible.

4.1 Two-local Hamiltonians based on coupling topology

We now consider the situation of two-local n -qudit Hamiltonians when the qudits are not all coupled to each other, that is, the interaction graph of the Hamiltonian is assumed to be a known non-complete graph. For instance, this is the case when the qudits are arranged on a square lattice and there is a coupling only between nearest neighbors (only one site away either horizontally or vertically).

We color the vertices of this graph by assigning each vertex one of a number of different colors. We need the coloring to be proper meaning that connected vertices always receive different colors. The chromatic number χ is the minimum number of colors required to achieve a proper coloring. The chromatic number χ of a partially coupled qudit Hamiltonian can be significantly smaller than n , which is the chromatic number of the complete graph. For the square lattice example, the chromatic number is 2 independent of the number of qudits.

This observation enables us to construct more efficient decoupling schemes since there are no constraints on the control sequences between qudits with the same color. Thus, it suffices to construct decoupling scheme of only a fully coupled χ -qudit (and not a fully coupled n -qudit) system, and apply identical control operations to qudits of the same color. To summarize, the chromatic number becomes the effective number of qudits when selecting an orthogonal array. This insight has already been used to obtain improved decoupling schemes. For instance, the early work [49] and the recent work [50] applied it to NMR quantum computing and superconducting qubit devices, respectively.

4.2 Example of orthogonal array performance

Applying a decoupling scheme to a time-evolved Hamiltonian operator $U(\delta t) = e^{-iH\delta t}$ on an arbitrary initial state $|\psi\rangle$ should ideally leave the state untouched. As an illustration of the practical performance of orthogonal arrays, we consider an 8-qubit scenario where $|\psi\rangle$ is sampled from the Haar distribution and the orthogonal array is chosen as a restriction of $OA(32, 9, 4, 2)$ (see [51]). In order to decouple H we use a first-order Trotter scheme on the 32 components $P_i H P_i$, where P_i are the Pauli terms in the orthogonal array, and the operator is implemented as $P_i U(\delta t) P_i^\dagger$. A second-order Trotter-Suzuki scheme can be defined similarly, resulting in a scheme consisting of 64 terms (when not merging of the central two term in the scheme). We consider blocks of 64 terms as a single unit, which amounts to two Trotter steps in the first-order scheme, and a single step in the second-order scheme. The order of the Pauli terms in the orthogonal array in each block can either be fixed or randomly permuted, resulting in deterministic and randomized schemes, respectively. When considering the average performance over these schemes, we apply a single instance of the scheme to $|\phi\rangle$, resulting in a final state $|\phi^{(i)}\rangle$. Repeating this over r scheme instances, we characterize the performance by the trace distance

$$\frac{1}{2} \text{Tr} \left| |\phi\rangle \langle \phi| - \frac{1}{r} \sum_{i=1}^r |\phi^{(i)}\rangle \langle \phi^{(i)}| \right|.$$

For the randomized schemes we take $r = 100$. For the deterministic scheme all instances are identical, which allows us to take $r = 1$. The resulting trace distance is shown in Figure 2 for different numbers of blocks, corresponding to different numbers of Trotter steps. Each light-colored line gives the trace distance for a randomly sampled, but fixed initial state $|\phi\rangle$. The solid line is then taken as the average trace distance over ten random initial states. The results show a clear advantage of the second-order scheme over the first-order scheme. Further improvements are obtained in the randomized scheme where a random permutation of the orthogonal array terms is done for each Trotter step. For comparison, we also include the performance of a qDRIFT-style approach to decoupling based on sampling elements from the entire Pauli group. The trace distance for this approach seems to have a slower start compared to that of the orthogonal-array based approaches. One possible reason for this is that the Pauli group (4^8 elements in this case) is much larger than the number of elements in the orthogonal array, which means that it is not possible to apply each element in the given number of blocks. As a comparison, we therefore also applied the qDRIFT-style approach on the much smaller set of Paulis corresponding to the elements in the orthogonal array. The resulting lines in the plots exactly overlap with those of the full Pauli group. We therefore suspect that the difference between qDRIFT and the orthogonal-array based approach is because the former does not sample the terms equally often, thereby preventing exact cancellation of the terms. As the number of blocks increases the relative imbalance of the terms in the qDRIFT-style approach eventually becomes less pronounced, leading to a convergence speed that seems to match that of the first-order Trotterization with orthogonal arrays.

5 Improved controlization

We now discuss how the OA-based constructions can give improved controlization schemes. We first bound the number of controlled-gates needed to implement a controlized time-evolution assuming the existence of an orthogonal array with given parameters. Then we use the bounds from Theorems 7 and 8 to determine the number of controlled operations needed to controlize 2-local Hamiltonians.

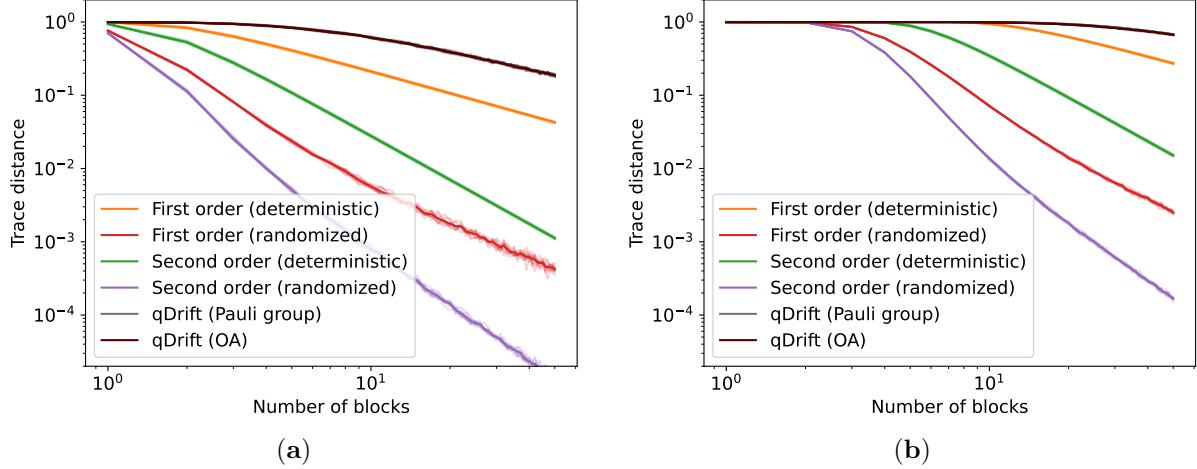


Figure 2: Application of various decoupling schemes on randomly sampled initial states $|\phi\rangle$. The faint lines give the trace distance between the initial state, and the state obtained following application of the decoupled Hamiltonian time evolution operator U . The solid lines give the average of this distance over ten random initial states. Each block consists of 64 application of U flanked with relevant Pauli terms. A larger number of blocks corresponds to smaller time steps in the Trotterized implementation. We consider (a) a sparse 8-qubit Hamiltonian with 40 random two-local Pauli terms, and (b) an 8-qubit Hamiltonian with all one- and two-local Pauli terms, with coefficients chosen i.i.d. uniformly at random over the interval $[0, 2\pi)$.

Theorem 10 (OAs and first-order Trotter approximation). *Let H be an arbitrary k -local Hamiltonian acting on n qudits. Assume there exists an $OA(N, n, d^2, k)$. We can realize a unitary \tilde{U} such that*

$$\|\tilde{U} - \text{ctrl}(e^{-iHt})\| \leq \varepsilon \quad (37)$$

using

$$O\left(\frac{N t^2 \|H\|^2}{\varepsilon}\right) \quad (38)$$

many controlled generalized Paulis.

Proof. We rely on the following upper bound on the Trotter error. Let $H = \sum_{j=1}^N H_j$ and

$$U_{\text{Trotter}} = \left(e^{-iH_N t/r} \dots e^{-iH_1 t/r}\right)^r. \quad (39)$$

Standard error bounds for product formula give that

$$\|e^{-iHt} - U_{\text{Trotter}}\| = O\left(\frac{t^2}{r} \left(\sum_{k=1}^N \|H_j\|\right)^2\right), \quad (40)$$

where $\|\cdot\|$ is the spectral norm (see e.g., Lemma 6 in [52]).

For decoupling/controlization, we have

$$H_j = \frac{1}{N} U_j H U_j^\dagger \quad (41)$$

for some unitaries U_1, \dots, U_N and $H = 0$. Thus we obtain the upper bound

$$\|I - U_{\text{Trotter}}\| = O\left(\frac{t^2}{r} N^2 \frac{1}{N^2} \|H\|^2\right) \leq O\left(\frac{t^2 \|H\|^2}{r}\right). \quad (42)$$

If we want to make the Trotter error less than ε , then we have to choose

$$r = \Theta\left(\frac{t^2 \|H\|^2}{\varepsilon}\right). \quad (43)$$

The total number of control operations required is rN ; N control operations in each of the r Trotter subintervals. \square

Theorem 11 (OAs and second-order Trotter approximation). *Let H be an arbitrary k -local Hamiltonian acting on n qudits. Assume there exists an $OA(N, n, d^2, k)$. We can realize a unitary \tilde{U} such that*

$$\|\tilde{U} - \text{ctrl}(e^{-iHt})\| \leq \varepsilon \quad (44)$$

using

$$O\left(\frac{Nt^{3/2}\|H\|^{3/2}}{\varepsilon^{1/2}}\right). \quad (45)$$

many controlled generalized Paulis.

Proof. Suppose $H = \sum_{j=1}^N H_j$ and consider the second-order Trotter approximation to e^{-iHt}

$$U_{\text{Trotter}} = \left(e^{-iH_1 \frac{t}{2r}} \dots e^{-iH_N \frac{t}{2r}} \cdot e^{-iH_N \frac{t}{2r}} \dots e^{-iH_1 \frac{t}{2r}} \right)^r. \quad (46)$$

Then, from Lemma 6 in [52], we have

$$\|e^{-iHt} - U_{\text{Trotter}}\| = r \times O\left(\left(\frac{t}{r} \sum_{j=1}^N \|H_j\|\right)^3\right) = O\left(\frac{t^3}{r^2} \left(\sum_{j=1}^N \|H_j\|\right)^3\right). \quad (47)$$

For decoupling and controlization, the H_j 's are of the form $\frac{1}{N} U_j H U_j^\dagger$ for some H and unitaries U_1, \dots, U_N , and we obtain

$$\|e^{-iHt} - U_{\text{Trotter}}\| = O\left(\frac{t^3}{r^2} \|H\|^3\right). \quad (48)$$

To make the second-order Trotter error less than ε , we have to choose (times some constant)

$$r = \Theta\left(\frac{t^{3/2} \|H\|^{3/2}}{\varepsilon^{1/2}}\right). \quad (49)$$

The total number of controlled operations is then $2rN$. \square

The bounds in Theorems 10 and 11 are stated in terms of the parameter N of the orthogonal array $OA(N, n, d^2, k)$. For 2-local Hamiltonians on n qudits, we now appeal to Theorem 8 and determine how N scales with n . Setting $s = d^2$ in Theorem 8, we need to choose ℓ such that

$$2^{\frac{d^{2\ell}-1}{d^2-1}} \geq n \quad (50)$$

in order to decouple or controlize n -qudit Hamiltonians. It suffices to choose ℓ satisfying

$$d^{2\ell} \geq nd^2 - 1 \quad (51)$$

and thus the total number of controlled operations is

$$N = 2d^{2\ell} = O(n). \quad (52)$$

Using this with Theorems 10 and 11 we arrive at the following statement about controlizing 2-local Hamiltonians.

Theorem 12 (Controlizing 2-local Hamiltonians). *Let H be an arbitrary 2-local Hamiltonian acting on n qudits. We can realize a unitary \tilde{U} such that*

$$\|\tilde{U} - \text{ctrl}(e^{-iHt})\| \leq \varepsilon \quad (53)$$

using

$$O\left(\frac{nt^2 \|H\|^2}{\varepsilon}\right) \quad (54)$$

controlized generalized Paulis with a first-order Trotter formula. Moreover, the number of controlled generalized Paulis can be improved to

$$O\left(\frac{nt^{3/2} \|H\|^{3/2}}{\varepsilon^{1/2}}\right) \quad (55)$$

by applying a second-order Trotter formula.

A key distinguishing feature of the controlization schemes we propose here is that they can be implemented deterministically, unlike those in Ref. [1]. However, we require that the Hamiltonian be k -local, whereas the controlization scheme in Ref. [1] works for any n -qubit Hamiltonian and is therefore more general.

The generality of Ref. [1] is because they use a decoupling protocol that averages over conjugations with all tensor products of Pauli on n -qubits. But, as a result, the target Hamiltonian $|1\rangle\langle 1| \otimes H$ generating the controlled-evolution ends up being a sum of $O(4^n)$ terms. This means that the controlization scheme cannot be implemented efficiently by usual Trotter-Suzuki product formula, as we would need to implement 4^n terms for each Trotter step. Ref. [1] overcomes this by using the qDRIFT protocol by Campbell [29]. The qDRIFT algorithm samples terms from the Hamiltonian with probabilities according to their weights in the decomposition and implements a randomized product-formula which converges to the target evolution. The overall cost scales polynomially with the sum of the weights of the individual terms instead of the total number of terms. Since the total weight is $O(1)$ in the controlization scheme of [1], qDRIFT enables an efficient implementation.

In contrast, the OA-based controlization schemes here can give a target Hamiltonian with fewer terms we have access to more structural information about H . For an unknown n -qubit Hamiltonian H that is k -local, one has to find an $OA_\lambda(N, n, 4, k)$ with $N = \lambda 4^k$ such that the multiplicity λ is as small as possible. As discussed in Theorem 9, there exist $OA(N, n, 4, k)$ such that $N = O(n^{k-1})$. In addition to relying on such asymptotic results, one should always search the literature or use a software package (e.g., [53]) to identify an OA with the smallest possible N for the concrete application at hand. The OA-based decoupling scheme then gives a decomposition of the effective Hamiltonian into N terms. With this, a simple first-order Trotter formula can implement controlization using N operations to intersperse the unknown Hamiltonian time evolution. Finally, let us remark that n -qubit 2-local Hamiltonians with an interaction graph of degree at most Δ , can always be decoupled and controlized using an orthogonal array with $N = O(\Delta)$.

6 Some future research directions

Recall the correspondence between the U_j and V_j matrices for decoupling schemes.

$$V_1 = I \tag{56}$$

$$V_j = U_j U_{j-1}^\dagger \text{ for } j = 2, \dots, N \tag{57}$$

$$V_{N+1} = U_N^\dagger \tag{58}$$

The control operations V_j that need to be implemented for the decoupling scheme are of the form $P_{1j} \otimes P_{2j} \otimes \dots \otimes P_{nj} \in \mathcal{G}^{\otimes n}$, where \mathcal{G} is a finite subgroup of $\mathcal{U}(d)$. Let us assume that for each time step j the local operations can be implemented in parallel. When we convert the decoupling scheme into a controlization scheme, however, we have to implement the control operations

$$\Lambda(V_j) = |0\rangle\langle 0| \otimes P_{1j} \otimes P_{2j} \otimes \dots \otimes P_{nj} + |1\rangle\langle 1| \otimes I \otimes I \otimes \dots \otimes I. \tag{59}$$

Now, it becomes clear that the weight of V_j (that is, the number of non-identity components) impacts resources needed to realize $\Lambda(V_j)$. Thus, one possible question is how to construct decoupling schemes such that the control operations V_j have small weights. Here it may be helpful to consider orthogonal arrays constructing from error correcting codes as in [39].

Another question related to this is how to realize the control gates $\Lambda(P_{kj})$ acting on the control qubit and the k th qudit efficiently since long-range gates may not always be directly available. Methods such as those in [54] may help realize these gates.

Acknowledgements

We would like to thank Patrick Rall for helpful discussions.

References

- [1] Tatsuki Otake, Hlér Kristjánsson, Philip Taranto, and Mio Murao. Universal algorithm for transforming Hamiltonian eigenvalues, 2024.

- [2] Shojun Nakayama, Akihito Soeda, and Mio Murao. Quantum algorithm for universal implementation of the projective measurement of energy. *Phys. Rev. Lett.*, 114:190501, May 2015.
- [3] Qingxiuxiong Dong, Shojun Nakayama, Akihito Soeda, and Mio Murao. Controlled quantum operations and combs, and their applications to universal controllization of divisible unitary operations, 2021.
- [4] Michael A. Nielsen and Isaac L. Chuang. *Quantum Computation and Quantum Information*. Cambridge University Press, 2000.
- [5] Gilles Brassard, Peter Høyer, Michele Mosca, and Alain Tapp. Quantum amplitude amplification and estimation. In *Quantum computation and information*, volume 305 of *Contemporary Mathematics*, pages 53–74. AMS, 2002.
- [6] Andrew M. Childs and Nathan Wiebe. Hamiltonian simulation using linear combinations of unitary operations. *Quantum Information & Computation*, 12(11–12):901–924, nov 2012.
- [7] Robin Kothari. *Efficient algorithms in quantum query complexity*. PhD thesis, University of Waterloo, 2014.
- [8] Guang Hao Low and Isaac L. Chuang. Hamiltonian simulation by qubitization. *Quantum*, 3:163, 2019.
- [9] András Gilyén, Yuan Su, Guang Hao Low, and Nathan Wiebe. Quantum singular value transformation and beyond: Exponential improvements for quantum matrix arithmetics. In *Proc. of the 51st Annual ACM SIGACT Symp. Theor. Comp.*, STOC 2019, page 193–204, New York, NY, USA, 2019. Association for Computing Machinery.
- [10] David Poulin and Pawel Wocjan. Preparing ground states of quantum many-body systems on a quantum computer. *Phys. Rev. Lett.*, 102:130503, 2009.
- [11] David Poulin and Pawel Wocjan. Sampling from the thermal quantum Gibbs state and evaluating partition functions with a quantum computer. *Phys. Rev. Lett.*, 103:220502, 2009.
- [12] Anirban Narayan Chowdhury and Rolando D. Somma. Quantum algorithms for Gibbs sampling and hitting-time estimation. *Quantum Information & Computation*, 17(1–2):41–64, feb 2017.
- [13] Yulong Dong, Lin Lin, and Yu Tong. Ground-state preparation and energy estimation on early fault-tolerant quantum computers via quantum eigenvalue transformation of unitary matrices. *PRX Quantum*, 3:040305, Oct 2022.
- [14] Thais L. Silva, Márcio M. Taddei, Stefano Carrazza, and Leandro Aolita. Fragmented imaginary-time evolution for early-stage quantum signal processors. *Scientific Reports*, 13(1):18258, 2023.
- [15] Zhiyan Ding, Yulong Dong, Yu Tong, and Lin Lin. Robust ground-state energy estimation under depolarizing noise, 2024.
- [16] Aram W. Harrow, Avinatan Hassidim, and Seth Lloyd. Quantum algorithm for linear systems of equations. *Phys. Rev. Lett.*, 103:150502, Oct 2009.
- [17] Andrew M. Childs, Robin Kothari, and Rolando D. Somma. Quantum linear systems algorithm with exponentially improved dependence on precision. *SIAM J. Comp.*, 46:1920, 2017.
- [18] Shengshi Pang and Todd A. Brun. Quantum metrology for a general Hamiltonian parameter. *Physical Review A*, 90:022117, 2014.
- [19] Nathan Wiebe, Christopher Granade, Christopher Ferrie, and D. G. Cory. Hamiltonian learning and certification using quantum resources. *Phys. Rev. Lett.*, 112:190501, May 2014.
- [20] Zhi Li, Liujun Zou, and Timothy H. Hsieh. Hamiltonian tomography via quantum quench. *Phys. Rev. Lett.*, 124:160502, Apr 2020.
- [21] Anurag Anshu, Srinivasan Arunachalam, Tomotaka Kuwahara, and Mehdi Soleimanifar. Sample-efficient learning of interacting quantum systems. *Nature Physics*, 17:931 – 935, 2020.

- [22] Dominik Janzing. Quantum algorithm for measuring the energy of n qubits with unknown pair-interactions. *Quantum Information and Computation*, 2(3):198–207, 2002.
- [23] Miguel Navascués. Resetting uncontrolled quantum systems. *Phys. Rev. X*, 8:031008, Jul 2018.
- [24] David Trillo, Benjamin Dive, and Miguel Navascués. Translating Uncontrolled Systems in Time. *Quantum*, 4:374, December 2020.
- [25] Mateus Araújo, Adrien Feix, Fabio Costa, and Āaslav Brukner. Quantum circuits cannot control unknown operations. *NEW JOURNAL OF PHYSICS*, 22-Sep, Vol. 16(arXiv:1309.7976), 2014.
- [26] Giulio Chiribella and Daniel Ebler. Optimal quantum networks and one-shot entropies. *New Journal of Physics*, 18(9):093053, sep 2016.
- [27] Marco Túlio Quintino, Qingxiuxiong Dong, Atsushi Shimbo, Akihito Soeda, and Mio Murao. Reversing unknown quantum transformations: Universal quantum circuit for inverting general unitary operations. *Phys. Rev. Lett.*, 123:210502, Nov 2019.
- [28] A. S. Hedayat, Neil J. A. Sloane, and John Stufken. *Orthogonal Arrays Theory and Applications*. Springer, 1999.
- [29] Earl Campbell. Random compiler for fast Hamiltonian simulation. *Phys. Rev. Lett.*, 123:070503, Aug 2019.
- [30] Oriol Kiss, Michele Grossi, and Alessandro Roggero. Importance sampling for stochastic quantum simulations. *Quantum*, 7:977, April 2023.
- [31] Lorenza Viola, Emanuel Knill, and Seth Lloyd. Dynamical decoupling of open quantum systems. *Phys. Rev. Lett.*, 82:2417–2421, Mar 1999.
- [32] Paolo Zanardi. Symmetrizing evolutions. *Physics Letters A*, 258(2):77–82, 1999.
- [33] Jennifer L. Dodd, Michael A. Nielsen, Michael J. Bremner, and Robert T. Thew. Universal quantum computation and simulation using any entangling Hamiltonian and local unitaries. *Phys. Rev. A*, 65:040301, Apr 2002.
- [34] Michael A. Nielsen, Michael J. Bremner, Jennifer L. Dodd, Andrew M. Childs, and Christopher M. Dawson. Universal simulation of Hamiltonian dynamics for quantum systems with finite-dimensional state spaces. *Phys. Rev. A*, 66:022317, Aug 2002.
- [35] Pawel Wocjan, Martin Rötteler, Dominik Janzing, and Thomas Beth. Simulating hamiltonians in quantum networks: Efficient schemes and complexity bounds. *Phys. Rev. A*, 65:042309, Mar 2002.
- [36] Pawel Wocjan, Martin Rötteler, Dominik Janzing, and Thomas Beth. Universal simulation of Hamiltonians using a finite set of control operations. *Quantum Information and Computation*, 2(2):133–150, 2002.
- [37] Pawel Wocjan. *Computational Power of Hamiltonians in Quantum Computing*. PhD thesis, University of Karlsruhe, 2003. <https://schneider128k.github.io/dissertation.pdf>.
- [38] Adam D. Bookatz, Pawel Wocjan, and Lorenza Viola. Hamiltonian quantum simulation with bounded-strength controls. *New Journal of Physics*, 16(4):045021, apr 2014.
- [39] Adam D. Bookatz, Martin Rötteler, and Pawel Wocjan. Improved bounded-strength decoupling schemes for local Hamiltonians. *IEEE Transactions on Information Theory*, 62(5):2881–2894, 2016.
- [40] Masuo Suzuki. Fractal decomposition of exponential operators with applications to many-body theories and Monte Carlo simulations. *Physics Letters A*, 146(6):319–323, 1990.
- [41] Masuo Suzuki. General theory of fractal path integrals with applications to many-body theories and statistical physics. *Journal of Mathematical Physics*, 32(2):400–407, February 1991.
- [42] Dominik Janzing, Pawel Wocjan, and Thomas Beth. Complexity of decoupling and time reversal for n spins with pair interactions: Arrow of time in quantum control. *Phys. Rev. A*, 66:042311, Oct 2002.

- [43] Marcus Stollsteimer and Günter Mahler. Suppression of arbitrary internal coupling in a quantum register. *Phys. Rev. A*, 64:052301, Oct 2001.
- [44] Martin Rötteler and Pawel Wocjan. Equivalence of decoupling schemes and orthogonal arrays. *IEEE Transactions on Information Theory*, 52(9):4171–4181, 2006.
- [45] Emanuel Knill. Non-binary unitary error bases and quantum codes, 1996.
- [46] Andreas A. Klappenecker and Martin Rötteler. Beyond stabilizer codes I: Nice error bases. *IEEE Transactions on Information Theory*, 48(8):2392–2395, 2002.
- [47] Thomas Beth, Deiter Jungnickel, and Hanfried Lenz. *Design Theory*. Encyclopedia of Mathematics and its Applications. Cambridge University Press, 2 edition, 1999.
- [48] Charles J. Colbourn and Jeffrey H. Dinitz, editors. *Handbook of Combinatorial Designs*. Chapman and Hall/CRC, 2006.
- [49] Jonathan A. Jones and Emanuel Knill. Efficient refocusing of one-spin and two-spin interactions for NMR quantum computation. *Journal of Magnetic Resonance*, 141(2):322–325, 1999.
- [50] Amy F. Brown and Daniel A. Lidar. Efficient chromatic-number-based multi-qubit decoherence and crosstalk suppression, 2024.
- [51] N. J. A. Sloane. A library of orthogonal arrays. <http://neilsloane.com/oadir/>. Accessed: 2025-02-16.
- [52] Andrew M. Childs, Yuan Su, Minh C. Tran, Nathan Wiebe, and Shuchen Zhu. Theory of trotter error with commutator scaling. *Phys. Rev. X*, 11:011020, Feb 2021.
- [53] Pieter Thijs Eendebak and Alan Roberto Vazquez. OApkg: A Python package for generation and analysis of orthogonal arrays, optimal designs and conference designs. *Journal of Open Source Software*, 4(34):1097, 2019.
- [54] Elisa Bäumer, Vinay Tripathi, Derek S. Wang, Patrick Rall, Edward H. Chen, Swarnadeep Majumder, Alireza Seif, and Zlatko K. Mineev. Efficient long-range entanglement using dynamic circuits, 2023.