

Convective mixing in gas giant planets with primordial composition gradients

HENRIK KNIERIM ¹ AND RAVIT HELLED ¹

¹*Department of Astrophysics
University of Zurich
Winterthurerstr. 90
CH-8057 Zurich, Switzerland*

ABSTRACT

Linking atmospheric measurements to the bulk planetary composition and ultimately the planetary origin is a key objective in planetary science. In this work we identify the cases in which the atmospheric composition represents the bulk composition. We simulate the evolution of giant planets considering a wide range of planetary masses ($0.3 - 2 M_J$), initial entropies ($8 - 11 k_B m_u^{-1}$), and primordial heavy-element profiles. We find that convective mixing is most efficient at early times (ages $\lesssim 10^7$ years) and that primordial composition gradients can be eroded. In several cases, however, the atmospheric composition can differ widely from the planetary bulk composition, with the exact outcome depending on the details. We show that the efficiency of convection is primarily controlled by the underlying entropy profile: for low primordial entropies of $8 - 9 k_B m_u^{-1}$ convective mixing can be inhibited and composition gradients can persist over billions of years. The scaling of mixing efficiency with mass is governed by the primordial entropy. For the same primordial entropy, low-mass planets mix more efficiently than high mass planets. If the primordial internal entropy would increase with mass, however, this trend could reverse. We also present a new analytical model that predicts convective mixing under the existence of composition (and entropy) gradients. Our results emphasize the complexity in the interpretation of atmospheric abundance measurements and show the great need to better understand the planetary formation process as it plays a key role in determining the planetary evolution and final structure.

1. INTRODUCTION

A new era in giant planet exploration has begun with the advent of accurate atmospheric measurements of giant exoplanets by space missions like JWST (Gardner et al. 2006) and ARIEL (Tinetti et al. 2018). A key goal of exoplanetary science is to use these new data to reveal information on the planetary bulk composition and formation history. Several studies have suggested that determining the bulk composition of giant planets can constrain their formation process and early evolution (e.g., Öberg et al. 2011; Madhusudhan et al. 2017; Turrini et al. 2021; Schneider & Bitsch 2021; Hands & Helled 2022; Knierim et al. 2022). However, it is still unknown how well atmospheric abundances trace the planetary bulk composition and under what conditions giant planets are expected to be fully mixed (e.g., Madhusudhan

2012; Turrini et al. 2018; Madhusudhan 2019; Mollière et al. 2022; Helled et al. 2022a). Typically, when inferring the planetary bulk composition, most models assume a simplified internal structure (homogeneously mixed or core+envelope). However, we now know that both Jupiter and Saturn have extended “fuzzy” cores and inhomogeneous interiors (e.g., Fuller 2014; Wahl et al. 2017; Mankovich & Fuller 2021; Nettelmann et al. 2021; Helled et al. 2022b; Idini & Stevenson 2022; Miguel et al. 2022; Dewberry 2023; Howard et al. 2023). It is therefore possible that many of the observed exoplanets also have more complex internal structures. These exoplanets typically have ages of several gigayears. Therefore, in order to link their present-day internal structures with their origins, we must understand the long-term evolution of planetary interiors.

Currently, there is still a gap in our understanding of when giant planets are expected to be fully mixed. Although detailed, hydrodynamic simulations of convection start to approach the conditions relevant for giant planets (e.g., Radko 2007; Rosenblum et al. 2011;

Corresponding author: Henrik Knierim
henrik.knierim@uzh.ch

Aurnou et al. 2020; Fuentes & Cumming 2020; Fuentes et al. 2022; Tulekeyev et al. 2024), they are limited both in temporal and spatial scale. While some effort has been made to model the mixing of primordial composition profiles on evolutionary timescales for Jupiter (e.g., Vazan et al. 2018; Müller et al. 2020b; Helled et al. 2022c), a comprehensive investigation of mixing in giant planets in more general terms is still required. This is a challenging problem due to the uncertainty in both the primordial composition gradient and the primordial entropy.

Simulations of giant planet formation in the core-accretion framework (Pollack et al. 1996), find that the post-formation heavy-element mass fraction begins at a high central value, which corresponds to a compact heavy-element core with $Z \lesssim 1$, and then decreases (continuously or sharply) towards a nearly constant heavy-element mass fraction in the envelope (e.g. Lozovsky et al. 2017; Helled & Stevenson 2017; Bodenheimer et al. 2018; Valletta & Helled 2020; Stevenson et al. 2022). The exact shape of the composition profile depends on various parameters such as the accretion rate, the accretion mechanism, the opacity of the material, and the chemical properties of the species that are being accreted (e.g., condensation temperatures). Similarly, depending on the shock physics, the planetary entropy can drastically increase or decrease during runaway gas accretion leading to the so-called "entropy tuning fork" (e.g. Marley et al. 2007; Mordasini 2013; Mordasini et al. 2017; Berardo et al. 2017; Berardo & Cumming 2017; Cumming et al. 2018). Cumming et al. (2018), for example, showed that the primordial entropy profile of Jupiter is not adiabatic, leading to a radiative inner region for the first ~ 10 Myr of their simulations. Overall, the primordial entropy and heavy-element distribution in giant planets remains largely unknown.

In this study we investigate the planetary evolution with convective mixing and highlight trends and dependencies of the mixing on planetary parameters. We also provide an analytical framework that can be used to assess the efficiency of convective mixing in giant planet interiors. In particular, we aim to answer the questions below:

1. What makes a primordial composition profile stable over evolutionary timescales?
2. How does the primordial entropy profile influence the mixing?
3. How does mixing change with planetary mass?
4. What are systems where the atmospheric heavy-element mass fraction does not represent the bulk?

Our paper is organized as follows. Section 2 describes the numerical methods to simulate convective mixing in giant planets. In Section 3, we present an analytic model for giant planet mixing. Equipped with these tools, Section 4 presents the results of our numerical experiments. Our results are discussed and summarized in Section 5.

2. NUMERICAL METHODS

2.1. Planetary evolution with convective mixing

We model the long-term evolution of gas giant planets using the code "Modules for Experiments in Stellar Astrophysics" (MESA, Paxton et al. 2010, 2013, 2015, 2018, 2019; Jermyn et al. 2023). To simulate convective mixing properly, we built on the improvements presented by Müller et al. (2020) (see also Müller et al. 2020a; Müller & Helled 2021; Müller & Helled 2023a) and extended MESA's capabilities to calculate the planetary evolution in three major ways.

First, we implemented support for user-supplied equations of state (EoSs). Müller et al. (2020) have already implemented equations of state (EoSs) that are appropriate to model giant planets for MESA (release 10.108). This includes EoSs for water, rock, and a half-half mixture thereof (for further information on the EoS, see Müller et al. 2020). For this study, we created a new module that reads any EoS supplied by the user. This module does not modify the source code of MESA (using `run_stars_extras` instead) and works with all recent releases. For this study, we employ the most recent release 24.03.1. Our code is open source and available on GitHub¹(Knierim 2024a).

Second, we extended MESA's `convective_premixing` algorithm that more accurately determines convective boundaries. Convective stability in planetary interiors is typically determined using the Schwarzschild or Ledoux criterion. The Schwarzschild criterion assesses stability based on the temperature gradient, while the Ledoux criterion accounts for both temperature and composition gradients (see Section 3). In short, `convective_premixing` analyzes the convective regions by tentatively mixing adjacent cells. If the neighboring cell becomes convective after mixing, it is added to the convective region, and this process continues until stable boundaries are found (for details, see Paxton et al. 2018, 2019). This method avoids the inconsistencies of a previous approach, which relied on detecting sign changes in the criterion for convective stability between grid points (for details, see Appendix

¹ https://github.com/Henrik-Knierim/mesa_custom_EoS

A). In `convective_premixing`, semi-convective regions (Ledoux stable but Schwarzschild unstable) are treated as unstable. It should be noted that the exact nature of semi-convection is uncertain and the influence of mixing on the planet’s thermodynamic structure can lead to radiative regions, as discussed in Section 3 and Appendix C. We modified `convective_premixing` by introducing two new modes that hold either pressure and density or pressure and total entropy of the extended convective region constant. While artificially fixing any combination of variables is incorrect, the two new modes show considerably more stability compared to the constant temperature modes under planetary conditions.

Third, we developed a new mixing algorithm called `gentle_mixing`. Since convection is extremely efficient in erasing compositional differences, cells that become convective can alter their composition drastically within one time step. As a consequence, their physical properties like density or temperature can also change drastically. If too many cells change at once, MESA’s solver may struggle to find a convergent model. To mitigate this issue, `gentle_mixing` monitors the change in composition and, if it becomes too large, reduces both the mixing efficiency and the time step. Further details on our improvements to MESA can be found in Appendix A

2.2. Initial model

In all the simulations, we first create a homogeneous model with proto-solar composition (taken from [Lodders 2021](#)) of the specified mass and entropy profile. Next, we relax the heavy-element mass fraction profile (via the `relax_initial_composition` functionality) and evolve the planet for 10^3 yr before mixing. An increase in heavy-element mass fraction, leads to contraction, and therefore higher temperature and density. The entropy after the relaxation depends on the ratio of these changes and their respective partial derivatives (i.e., the EoS). Typically, the entropy derivative with respect to composition dominates, leading to a decrease in entropy in the region of the composition gradient. In this study, when we refer to an entropy value, we mean the pre-`relax_initial_composition` entropy, i.e., the (specific) entropy for a proto-solar composition, unless stated otherwise. We use heavy-element mass fraction profiles that interpolate between a constant core region, one or two exponential decays, and a constant envelope region using cubic functions. Requiring that $X/Y = X_{\text{proto_solar}}/Y_{\text{proto_solar}}$ yields $X(m)$ and $Y(m)$, where X and Y are the hydrogen and helium mass fractions, respectively, and the subscript `proto_solar` denotes the proto-solar reference values.

2.3. Parameter space

We investigate a multitude of initial parameters with planetary masses between Saturn’s mass (M_S) and two Jupiter masses (M_J) and various initial specific entropy profiles within 8 and $11 k_B m_u^{-1}$ (at proto-solar composition). To evaluate this plethora of models quantitatively, we investigate the observational accessible atmospheric heavy-element mass fraction Z_{atm} , which we define as the heavy-element mass fraction of the outermost convective layer, and compare it to the bulk heavy-element mass fraction of the planet Z_{bulk} . Since the atmospheric heavy-element mass fraction is blind towards changes in the core that do not directly influence the envelope, we define a more robust measure, called the *heterogeneity* $h^2 := \int_0^M (Z(m) - Z_{\text{bulk}})^2 dm$. While h is more robust, it is also more opaque. Hence, we favor $Z_{\text{atm}}/Z_{\text{bulk}}$ in this text. However, we always made sure that both show consistent behavior.

3. A NEW ANALYTIC FRAMEWORK FOR MIXING

In this section we present an analytical prescription that can be used to predict mixing for giant planets with primordial composition gradients. Consider a volume element inside a radiative layer at position r that is displaced by a small distance Δr . Furthermore, let’s assume the element moved fast enough such that we can neglect the heat transfer with the surrounding material and assume that its composition remains constant. The density of a volume element ρ_e at $r + \Delta r$ is then given by:

$$\rho_e(r + \Delta r) = \rho(r) + \left(\frac{\partial \rho}{\partial P} \right)_{s, \{X_i\}} \frac{dP}{dr} \Delta r, \quad (1)$$

where P is the pressure, s is the specific entropy, and $\{X_i\}$ are the mass fractions of all chemical species. Note that due to the constraint that all mass fractions have to add up to one, the index i only runs from 1 to $N - 1$, where N is the number of chemical species. For the surrounding medium, we must consider the change in entropy and composition. Hence, the change in the surrounding density ρ_s is given by:

$$\begin{aligned} \rho_s(r + \Delta r) = \rho(r) &+ \left(\frac{\partial \rho}{\partial P} \right)_{s, \{X_i\}} \frac{dP}{dr} \Delta r \\ &+ \left(\frac{\partial \rho}{\partial s} \right)_{P, \{X_i\}} \frac{ds}{dr} \Delta r, \\ &+ \sum_{i=1}^{N-1} \left(\frac{\partial \rho}{\partial X_i} \right)_{P, s, \{X_{j \neq i}\}} \frac{dX_i}{dr} \Delta r. \end{aligned} \quad (2)$$

Let’s assume without loss of generality that the volume element is displaced upwards ($\Delta r > 0$). Then, because

of buoyancy, the volume element will return to its initial location if $\rho_e(r + \Delta r) > \rho_s(r + \Delta r)$. Since the pressure quickly equalizes between the volume element and the surrounding medium, one can write:

$$\left(\frac{\partial \rho}{\partial s}\right)_{P, \{X_i\}} \frac{ds}{dr} + \sum_{i=1}^{N-1} \left(\frac{\partial \rho}{\partial X_i}\right)_{P, s, \{X_{j \neq i}\}} \frac{dX_i}{dr} < 0. \quad (3)$$

Dividing by the first partial derivative, which is negative, and combining the two partial derivatives, we obtain the stability criterion for convection in the presence of composition gradients using the entropy as:

$$\frac{ds}{dr} - \sum_{i=1}^{N-1} \left(\frac{\partial s}{\partial X_i}\right)_{P, \rho, \{X_{j \neq i}\}} \frac{dX_i}{dr} > 0 \quad (4)$$

(see also Ledoux 1947; Stevenson & Salpeter 1977; Bisnovatyi-Kogan 2001; Sur et al. 2024). In the absence of composition gradients, Equation 4 reduces to the well known condition (e.g., Landau & Lifshitz 1959)

$$\frac{ds}{dr} > 0. \quad (5)$$

Since many EoSs are given in terms of (ρ, T) , we provide the criterion in terms of constant T instead of P in Appendix B.

We further simplify the equation by considering only the mass fraction of hydrogen (X), helium (Y), and all other elements (Z). Fixing Y via $Y = 1 - X - Z$, Equation 4 simplifies to:

$$0 < \frac{ds}{dm} - \left(\frac{\partial s}{\partial X}\right)_{P, \rho, Z} \frac{dX}{dm} - \left(\frac{\partial s}{\partial Z}\right)_{P, \rho, X} \frac{dZ}{dm}. \quad (6)$$

where we also moved to the (Lagrangian) mass coordinate m . While formally equivalent to the Ledoux criterion, Equation 6 allows for a unique insight: an effective entropy gradient stabilizes the system, where the composition gradient serves as an additional storage of entropy. Note that the composition also influences the ds/dm term in Equation 6. The contribution of the composition to the entropy depends on the EoS (i.e., the material properties) of the elements. Typically, heavier chemical species lead to steeper (effective) entropy gradients, and hence, are more stable against convection. For convenience, we define $y_s(t, m)$ as the right hand side of Equation 6. Integrating $y_s(t, m)$ leads to:

$$\tilde{s}(t, m) := s(t, m) + s_{X,Z}(t, m), \quad (7)$$

where the entropy s is the integral over the entropy derivative (plus an integration constant), and $s_{X,Z}$ is the sum of the integrals over the X and Z derivatives.

Consider now a gas giant at time t_0 with an outer convective region ($y_s < 0$) and an inner radiative region ($y_s > 0$), divided by the radiative-convective boundary (RCB) m_{RCB} ($y_s = 0$). For this planet, \tilde{s} first rises monotonously until m_{RCB} , after which it falls monotonously. However, the convective envelope is well mixed and the negative entropy gradient is extremely small. Thus, we can approximate the gradients as zero outside the RCB, which allows us to write \tilde{s} as

$$\tilde{s}(t_0, m) = \begin{cases} s(t_0, m) + s_{X,Z}(t_0, m) & \text{for } m \leq m_{\text{RCB}} \\ s_{\text{env}}(t_0) & \text{for } m > m_{\text{RCB}}, \end{cases} \quad (8)$$

where $s_{\text{env}}(t) = s(t, m_{\text{RCB}}) + s_{X,Z}(t, m_{\text{RCB}})$.

After time δt , the planet will have cooled down whereby its total entropy decreases by some amount δS . Especially in the early evolution of the planet, cooling is completely dominated by convection. Hence, most of the entropy will be lost in the convective envelope, and we can approximate \tilde{s} to remain unchanged for $m < m_{\text{RCB}}$. This entropy loss quickly propagates throughout the convective region. As a result, the RCB expands inwards, mixing the composition gradient in the process. This mixing releases entropy and terminates only once a new RCB with $y_s = 0$ is reached.

Since \tilde{s} in the radiative region is unchanged, the new RCB again fulfills Equation 8, i.e., the RCB is always located where the inner effective entropy equals the (decreasing) envelope entropy. A sketch of this process is shown in Fig. 1. Note, however, that the mixing entropy is typically very small and can be neglected for this derivation (see also Appendix C). If we de-

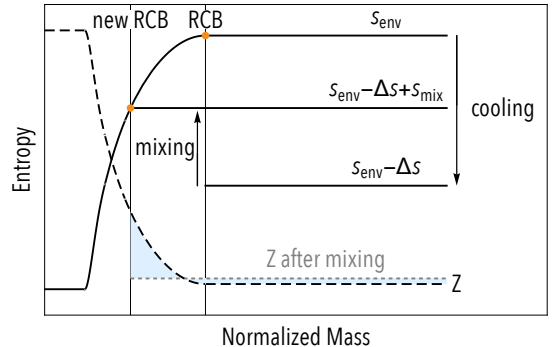


Figure 1. A sketch of the idealized mixing process for a positive mixing entropy. The solid black line represents the entropy profiles, and the dashed lines the associated heavy-element mass fraction profile. The light blue region indicates the change in Z that leads to an increase in entropy due to mixing.

scribe this balance in terms of the difference of the surface entropy and the entropy at some mass coordinate $\Delta s(m) := s(M) - s(m)$ (and analogously for $\Delta s_{X,Z}$), we can then write the condition for the RCB location as:

$$\frac{\delta S}{M - m_{\text{RCB}}} = \Delta s(m_{\text{RCB}}) + \Delta s_{X,Z}(m_{\text{RCB}}). \quad (9)$$

Furthermore, the entropy difference Δs can be interpreted as the sum of the entropy difference from formation (primordial entropy) and the entropy difference from varying the composition (composition entropy). While the sum of the composition entropy and $\Delta s_{X,Z}$ acts stabilizing against convection, the term $\Delta s_{X,Z}$ can be both stabilizing or destabilizing, depending on the sign of the entropy partial derivatives in Equation 6. We observed that in our simulations, $\Delta s_{X,Z}$ is negative (destabilizing) in the early stages of the evolution and becomes positive (stabilizing) after $\sim 10^8$ years. As limiting cases, we consider the most destabilizing $\Delta s_{X,Z}$ right after formation (i.e., the initial $\Delta s_{X,Z}$) and a vanishing $\Delta s_{X,Z}$ (i.e., $\Delta s_{X,Z} = 0$). Figure 2 compares these two approximations to the numerical results obtained using MESA. We note that one could also account for the time evolution of $\Delta s_{X,Z}$ to get an estimate that is more consistent with the numerical results. Overall, we find

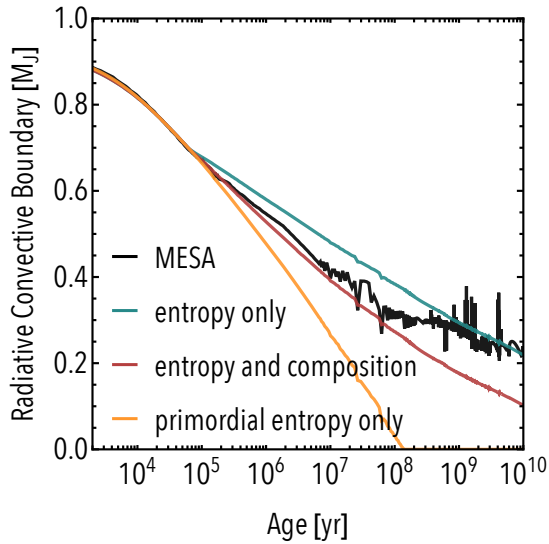


Figure 2. The location of the RCB vs. time for a linear primordial entropy gradient from $7 - 10 \text{ k}_B \text{ m}_u^{-1}$ and the model “extended” composition gradient. The black line shows the result using MESA. The teal line represents our analytical solution assuming $\Delta s_{X,Z} = 0$. The red line is computed in a similar fashion but assuming the initial $\Delta s_{X,Z}$. Lastly, the orange line considers only the primordial entropy, i.e., it ignores any contribution from the composition gradient.

that our analytic criterion is in good agreement with the

numerical simulations. However, the analytic criterion with the initial $\Delta s_{X,Z}$ overestimates the RCB extend at later stages of the planetary evolution ($\gtrsim 10^8 \text{ yr}$). This is because $\Delta s_{X,Z}$ becomes positive at these stages. Conversely, the analytic criterion with $\Delta s_{X,Z} = 0$ underestimates the extend of the convective region once the composition gradient starts to be eroded because it ignores the initially destabilizing effect of $\Delta s_{X,Z}$. Furthermore, Equation 9 assumes that composition gradients are stabilizing in the absence of entropy gradients. Yet, these so-called semi-convective regions can be over-stable, and allow mixing even in the case of a stabilizing composition gradient (e.g., Kato 1966; Anders et al. 2022; Tulekeyev et al. 2024, see also Section 5). For example, Tulekeyev et al. (2024) showed that depending on the properties the fluid (i.e., compositional and thermal diffusivity, and kinematic viscosity) and the thermal and compositional stratification of the region, semi-convective regions can either mix completely or remain stratified. However, these hydrodynamic simulations haven’t yet reached the scale and conditions required for planetary evolution. Hence, the efficiency of mixing in semi-convective regions under planetary conditions is not yet clear. Semi-convective regions naturally arise during the planetary evolution in the vicinity of the RCB. Nonetheless, the mixing of these regions can produce Schwarzschild stable configurations that persist over Gyrs. Specifically, these regions become Schwarzschild stable once the post-mixing entropy would be a monotonously increasing function of mass (for details, see Appendix C). Hence, these regions are still more stable than a system that is solely stabilized by the primordial entropy (see Figure 2). As a result, setting $\Delta s_{X,Z} = 0$ gives an upper bound for the RCB while only considering the primordial entropy gives a lower bound for the RCB. Given that for the planet to become fully mixed the RCB needs to reach the core, i.e., $m_{\text{RCB}} = 0 \text{ M}_J$, Equation 9 provides limits for assessing under what conditions a giant planet is fully mixed, within the assumptions of our model (e.g., no rotation, see also Section 5.2).

Evaluating Equation 9 in detail requires knowledge of the planetary cooling (δS), the initial primordial entropy profile (Δs), and the primordial composition gradient ($\Delta s_{X,Z}$). While these properties are not well known and are expected to change among different planets, for a rough estimate, the criteria is useful. Consider, for example, a composition gradient with 50% rock and 50% water mixture at $10 \text{ k}_B \text{ m}_u^{-1}$. For this composition, the derivative of the entropy with respect to composition is roughly $-8 \text{ k}_B \text{ m}_u^{-1}$. Consequently, the composition provides at most a stabilizing effect of roughly

($\Delta s \approx -8 k_B m_u^{-1} (Z(m) - Z_{\text{proto-solar}})$). Given that over evolutionary timescales planet cool to entropies of the order of $6 k_B m_u^{-1}$, i.e., $\delta S/M \approx 4 k_B m_u^{-1}$, we can conclude that any gradient below $Z = 0.5$ will mix over Gyr timescales. This prediction is consistent with model "compact" in Section 4.1. Although our analytical criterion is somewhat simplified, it includes the basic physics required to explore convective mixing in giant planets and is consistent with the numerical simulations.

4. RESULTS

To explore the behavior of mixing in the planetary interior, we first investigate the influence of the compositional profile, entropy profile, and planetary mass in isolation. Then, we investigate the dependence of the results on the used EoS and the assumed equilibrium temperature.

4.1. Dependence on the composition gradients

We consider a range of composition gradients for a reference model of a $1 M_J$ planet with a homogeneous entropy of $10 k_B m_u^{-1}$ before relaxing the heavy-element mass fraction profile. Note that this setup is initially Schwarzschild unstable and thus in the semi-convective regime (see Section 3). The initial conditions are not meant to accurately represent a formation scenario, but rather to highlight the different evolution and mixing efficiency for different assumed primordial composition gradients. Model "core" represents a high- Z core with a sharp decrease in heavy-element mass fraction, followed by a steady decline towards a constant envelope heavy-element mass fraction with a proto-solar composition. Model "extended" begins with $Z = 0.7$ with a continuous decrease in heavy-element mass fraction until proto-solar composition is reached. Model "compact" has a core of $Z = 0.4$ and a sharp decrease towards proto-solar composition. Model "Helled 2023" is a metal-rich model with $Z_{\text{bulk}} = 0.25$ motivated by Figure 1 of Helled (2023). Lastly, model "large core" has a core of $Z = 1$ up to $0.2 M_J = 64 M_E$, followed by a sharp decrease in heavy-element mass fraction. Note that these different primordial composition gradients lead to different planetary radii (see Appendix D for details). All the models are evolved for 10 Gyr. Figure 3 shows the heavy-element mass fraction profiles at the initial time and after 4.55 Gyr for these simulations.

The numerical experiment shows that model "compact" and model "extended" mix fully, whereas model "core" and model "Helled 2023" only mix partially. Moreover, model "large core" retains a large fraction of its primordial core throughout the evolution. The results for model "compact" suggest that a steep Z -

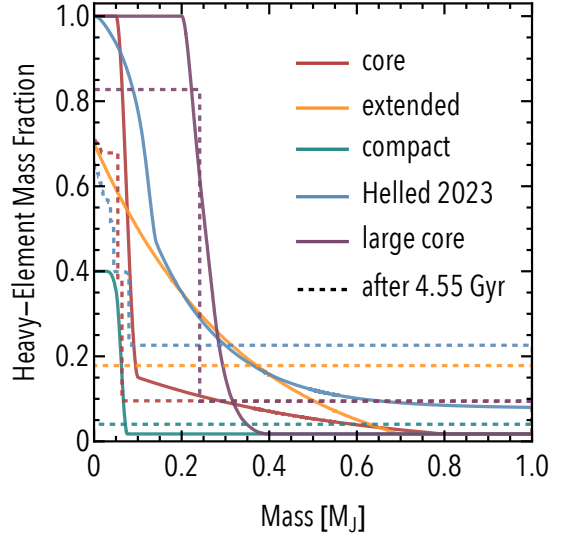


Figure 3. The heavy-element distribution for the various models we consider at the beginning (solid lines) and end (dashed lines) of the simulations (see from Section 4.1 for further details).

gradient alone does not ensure stability against convection. This can be understood using Equation 9: if the entropy deficit created by the gradient is not deep enough, even a steep Z -gradient eventually gets eroded ($\sim 10^6$ yr in the case of model "compact").

Furthermore, model "core", model "large core", and model "Helled 2023" have very high Z -values and thus very low inner entropy values, retain their cores over evolutionary timescales. Due to semi-convection being treated as unstable by our numerical experiments, even the cores undergo some mixing. If we would assume that semi-convection is stable, or at least not as efficient as convective layers, this erosion could be reduced significantly (see also Section 3 and Appendix C). We find that convective mixing can lead to the formation of "convective staircases": multiple extended convective regions separated by small radiative regions with steep composition gradients. These "staircases" evolve in time: some "steps" disappear and new ones are created. As time progresses, these convective regions can transport heavy elements toward the outer part of the planet and dilute the deep interior with hydrogen and helium (H-He).

Model "extended" demonstrates that a heavy-element profile with $Z \sim 0.7$ can still be fully mixed, provided that the Z -gradient is not very steep. For these intermediate Z profiles, it is unclear whether all the planetary interior mixes since the efficiency of mixing will depend on the exact conditions. As we discuss in Section 5, this parameter region is also most sensitive to numer-

ical modeling choices (e.g., the used opacity table, the mixing prescription, and its parameters).

The heavy-element mass fraction profile of model "large core" remains largely unchanged during the planet's evolution. After 10 Gyr, the atmospheric heavy-element mass fraction is only 35% of the bulk heavy-element mass fraction. In other words, the atmospheric abundance is clearly not representative of the bulk composition. However, even for model "Helled 2023" and model "core" the atmospheric heavy-element mass fraction is 91% and 73%, respectively. This highlights the importance of accounting for mixing when interpreting atmospheric abundance measurements. The massive inner core of model "large core" would, however, have additional effects like reducing the planetary radius.

Overall, we can conclude that steep composition gradients with high Z values can remain partially stable over billions of years.

4.2. Dependence on the primordial entropy

In this section we investigate various primordial entropy profiles for a reference model of $1 M_J$. For all simulations, we use the "Helled 2013" Z -profile to isolate the influence of the primordial entropy. Again, we focus on studying the impact of the entropy profile on the mixing, and therefore, the entropy profiles we consider are not necessarily representative of primordial entropies expected from formation models (see Section 5). For simplicity, we use primordial entropy profiles between $8 k_B m_u^{-1}$ to $11 k_B m_u^{-1}$ that are constant in mass (prior to relaxing the composition gradient, see Section 2). We chose these entropy values to broadly reflect the expected range from formation models (e.g., Cumming et al. 2018). Figure 4 shows the evolution of $Z_{\text{atm}}/Z_{\text{bulk}}$. Note that the evolution is shown for timescales ranging between 10^3 yr and 10^{10} yr while the ages of most of the observed exoplanets are of the order of gigayears. This means that when we observe exoplanets today, most of the rigorous convective mixing has already taken place. Clearly, mixing depends strongly on the primordial entropy. While primordial entropies $\gtrsim 10 k_B m_u^{-1}$ lead to well-mixed interiors with $Z_{\text{atm}}/Z_{\text{bulk}} > 0.9$, lower primordial entropies create more resilient configurations, with $8 k_B m_u^{-1}$ only leading to $Z_{\text{atm}}/Z_{\text{bulk}} \sim 0.7$. Higher initial entropies lead to shallower entropy profiles, which mix more efficiently (see Section 3). Since a higher entropy means faster cooling, a high primordial entropy quickly decreases which leads to mixing and the erosion of the composition gradient. Crucially, this means that most of the mixing for hot planets occurs early within the first $\sim 10^7$ yr. On the other hand, low primordial en-

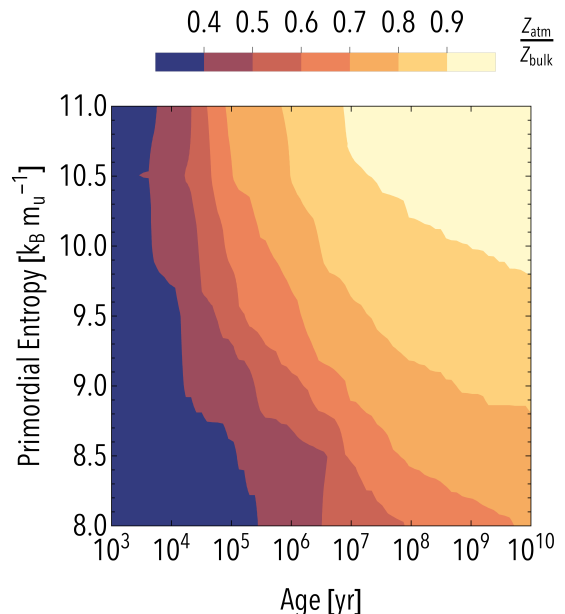


Figure 4. The time evolution of $Z_{\text{atm}}/Z_{\text{bulk}}$ for a range of primordial entropies.

tries lead to deep entropy profiles, which are more stable to convection. Moreover, the planet cools down more slowly, which delays the mixing compared to the high primordial entropies. These cool planets continue to mix over billions of years.

Figure 5 presents the heavy-element mass fraction profile for $8 k_B m_u^{-1}$, $9 k_B m_u^{-1}$, $10 k_B m_u^{-1}$, and $11 k_B m_u^{-1}$ after 4.55 Gyr. In addition, we investigate an entropy profile that is $8 k_B m_u^{-1}$ for $m \leq 0.5 M_J$ after which it linearly increases to $10 k_B m_u^{-1}$ at $m = M$, labeled by "entropy gradient". Again, we see that the final heavy-element mass fraction profile is more stable the lower the primordial entropy. Importantly, model "entropy gradient" is virtually unchanged from the homogeneous $8 k_B m_u^{-1}$ model. While entropy is driving convection, to act (de-)stabilizing, the entropy profile must vary in the region of the composition gradient. In model "entropy gradient", the entropy is increased in the outer $m > 0.5 M_J$ of the planet where the composition does not change much. Hence, the only effect of the outer entropy gradient is to delay the onset of mixing. This suggests that in the core accretion scenario, the convective stability of the innermost part of the planet is unaffected by an increase in entropy of the outer envelope during runaway gas accretion. While such an entropy gradient would delay the onset of mixing, it is not expected to change the outcome over billions of years assuming the accreted gas is of constant composition. Therefore, to model convective mixing, and thereby in-

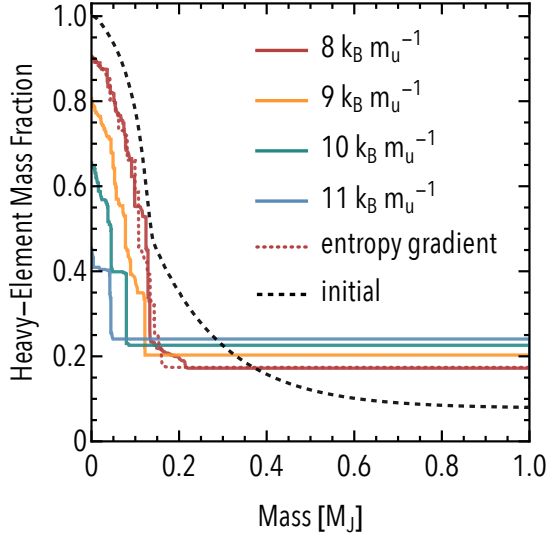


Figure 5. The heavy-element distribution for model "Helled 2023" at the beginning and end of the simulation for different primordial entropies.

terpret atmospheric metallicities, it is crucial to determine the entropy profile during planetary formation.

4.3. Dependence on the planetary mass

Next, we consider planetary masses between Saturn's mass and two Jupiter masses given the same primordial entropy of $9 k_B m_u^{-1}$. We employ a heavy-element mass fraction profile with a core of $Z = 0.7$ up to $m = 0.05 M_J$ after which it falls off to proto-solar composition at $m = 0.25 M_J$. This profile, different from model "Helled 2023" in the previous section, transitions to the envelope composition below $0.3 M_J$. This allows us to isolate the influence of increasing the envelope mass while keeping the core mass constant. It is unknown how the properties of the composition gradient in the planetary deep interior depend on the final planetary mass. From a planet formation perspective, the early stages in giant planet formation (phase 1, phase 2) are expected to be similar for different final planetary masses. This is because most of the planetary mass in giant planets is gained during the phase of runaway gas accretion (phase 3) (e.g., Helled 2023). Therefore it is reasonable to assume the same composition gradients for different final planetary masses. Figure 6 shows the evolution of $Z_{\text{atm}}/Z_{\text{bulk}}$ and Figure 7 highlights the final heavy-element mass fraction profile for $0.5 M_J$, $1.0 M_J$, $1.5 M_J$, and $2.0 M_J$ after 4.55 Gyr.

Since we model the envelope with a proto-solar composition, and more massive planets have larger envelopes, the inner core will contribute less to the total heavy element mass for more massive planets. Thus, $Z_{\text{atm}}/Z_{\text{bulk}}$ is initially larger for high mass planets. How-

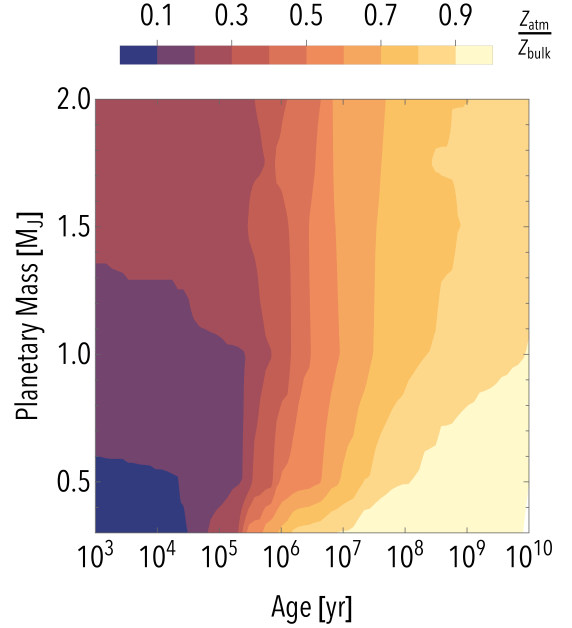


Figure 6. The time evolution of $Z_{\text{atm}}/Z_{\text{bulk}}$ for planetary masses between 0.3 and $2.0 M_J$

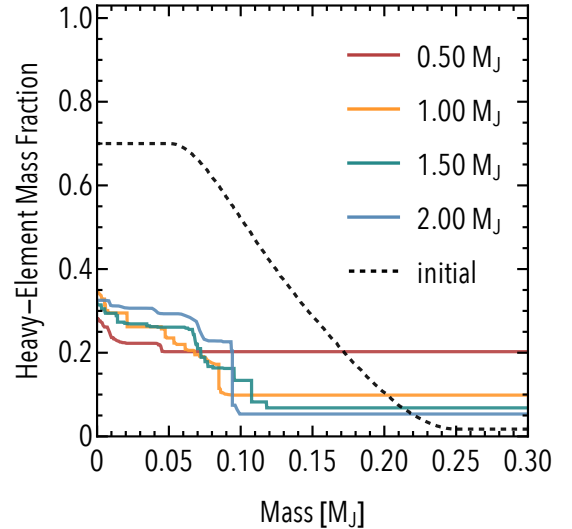


Figure 7. heavy-element mass fraction profiles at the end of the simulations for different planetary masses. The dashed line shows the initial heavy-element mass fraction profile.

ever, this changes during the planetary evolution since the lower mass planets mix faster and more efficiently. The onset of mixing depends on the cooling rate of the planet. Faster cooling leads to lower envelope entropies which, in turn, drive the inward growth of the convective region. More massive planets have longer Kelvin-Helmholtz timescales, and thus, take longer to mix than their low-mass counterparts. Moreover, because of their

larger envelopes, mixing the same core region increases the envelope heavy-element mass fraction less compared to less massive planets. For these less massive planets, the increase in envelope heavy-element mass fraction decreases the envelope entropy noticeably, further destabilizing the inner region and making them more unstable to convection in general (see Section 3 and Appendix C).

Combined with the result from Section 4.2, this means that if the entropy in the core is the same for planets of different masses, less massive planets would be more mixed. Depending on the formation scenario, however, entropy may increase with planetary mass (see Section 1). In this case, the mixing efficiency could increase with planetary mass, producing the opposite trend. The dependence of the primordial composition gradient on the final planetary mass is unknown and is likely to depend on various parameters such as the formation location and accretion rates. This adds a complexity for predicting trends. As a result, a good understanding of the relation between the primordial entropies, the primordial structure, and planetary mass is required. In addition, it would be desirable to consider a larger parameter space of planetary masses with different initial conditions and we hope to address this in future research.

4.4. Dependence on the used Equation of State

The EoS used for the simulation affects the efficiency of mixing. First of all, the use of different species to represent the heavy elements directly influences the mixing since denser elements typically create larger entropy deficits and are also harder to mix. Second, the uncertainty in the H-He EoS and the differences between existing EoS for these materials also influences the long-term evolution and final internal structure (e.g., Helled et al. 2020, and references therein). To demonstrate the effect of the used EoS, we tested the same Z-profile for a 1 M_J planet with a homogeneous primordial entropy of $10 k_B m_u^{-1}$ for four different EoS: The H-He EoS state from Saumon et al. (1995) (SCvH) with water, SCvH with Rock, the H-He EoS of Chabrier & Debras (2021) (CMS) with water, and CMS with a half-half mixture of water and rock (the default for this study). Figure 8 compares the final heavy-element mass fraction profiles. As expected, heavier molecules like SiO_2 leads to more stable configurations which are harder to mix. However, there is also a noticeable discrepancy between the CMS and SCvH EoS. Namely, models using the CMS EoS mix more efficiently than models using the SCvH EoS. This underlines the importance of using up-to-date EoSs and improve our understanding of the chemical makeup of planetary cores. The fundamental behavior of convec-

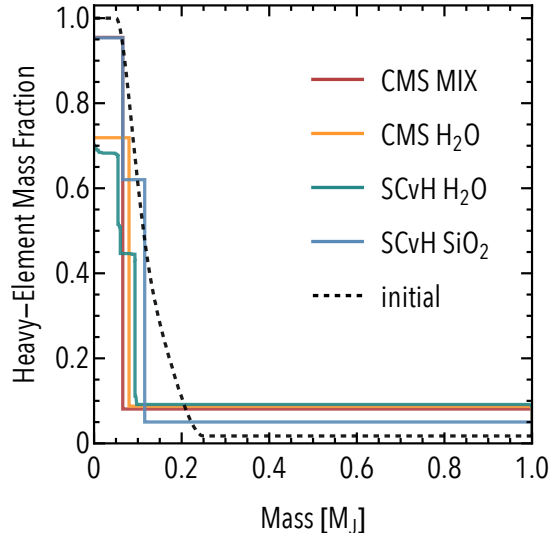


Figure 8. The heavy-element mass fraction profiles at 4.55 Gyrs when using different equations of state for a 1 M_J planet of $10 k_B m_u^{-1}$.

tive mixing in giant planets investigated here is found to be insensitive to the exact assumed composition and the used EoS. These details, while important for fine-tuning models, do not alter the broader mechanisms of convective mixing, and do not affect the key results presented in this study.

4.5. Importance of the used atmosphere model and irradiation

Planetary atmospheres play a crucial role in the evolution of giant planets (e.g., Burrows et al. 1997; Fortney et al. 2011; Chen et al. 2023). In the context of evolution models, they provide the upper boundary conditions and thereby determine the cooling rate of the planet. In MESA, multiple different atmosphere models are implemented, of which we used the semi-gray atmosphere model by Guillot (2010) with an equilibrium temperature of $T_{eq} = 500$ K. This simple model cannot include all the richness of atmospheric physics, especially with respect to cloud formation and chemical modeling more generally. Nevertheless, it captures the essential features of the planetary atmosphere and remains robust across a wide range of parameters, with relative errors in the temperature profile on the order of a few percent (e.g., Parmentier et al. 2015). Figure 4.5 shows the evolution of the "extended" heavy-element mass fraction profile for different equilibrium temperatures using the model from Guillot (2010). Only very high equilibrium temperatures in excess of ~ 1250 K start to delay the onset of mixing. This simply follows from the slowed-down cooling, which, in turn, extends the mixing timescale (see Section 4.3). At these high equilibrium tempera-

tures, however, gas giants (i.e., hot Jupiters) are subject to radius inflation (Bodenheimer et al. 2003; Laughlin et al. 2011). Irrespective of the details of the inflation mechanism, hot Jupiters require special attention that is outside the scope of this study. For all other gas giants, irradiation plays a minor role for the mixing. Thus, while improving MESA’s atmospheric model is a key priority for us in the future, the influence will likely be subdominant compared to other modeling uncertainties like, for example, the EoS.

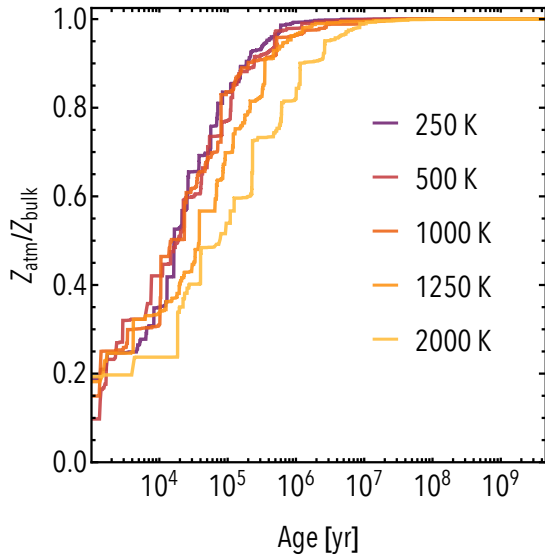


Figure 9. The evolution of $Z_{\text{atm}}/Z_{\text{bulk}}$ for different equilibrium temperatures for a $1 M_J$ planet of $10 k_B m_u^{-1}$.

5. DISCUSSION

While the results shown in this paper appear to be robust, both, the numerical and analytical methods are simplified.

5.1. Numerical mixing and stability

First, convection itself is modeled using mixing length theory, which is a simplified treatment of convection with free parameters; the most prominent being the mixing length α . For the entire study, we fixed $\alpha = 1$. However, larger or smaller values would lead to more/less efficient mixing. Since convective mixing is extremely effective, only very small mixing length values would significantly alter the outcome of the simulations though.

Second, our simulations are somewhat simplified since the planets are assumed to be isolated and non-rotating. Other processes such as rotation, tides, or magneto-hydrodynamic interactions could influence the structure and nature of convection. For example, a recent study

by Fuentes et al. (2023) suggests that rotation can significantly delay the expansion of the convective zone.

Third, `convective_premixing`, and our improvement `gentle_mixing`, are both not physically consistent by holding two thermodynamic variables constant throughout the expansion of the convective zone. While especially with the new modes for pressure and entropy these errors can be reduced, for certain, very large heavy-element mass fraction differences, they still pose a numerical challenge. Future studies will have to improve these methods further, to ensure a self-consistent treatment of convective boundaries. In addition, `gentle_mixing` introduces an artificial damping of the mixing for the sake of numerical stability. The reasoning behind `gentle_mixing` is that the Kelvin-Helmholtz timescale is typically much greater than the mixing timescale. Hence, a reduction of the mixing combined with a reduction of the time step shouldn’t influence the outcome by too much. We tested the parameters of the algorithm, as well as other simulation parameters like the spatial resolution, extensively to make sure that our simulations are converged.

Fourth, the planet’s evolution in non-convective regions depends on the assumed opacities. The opacity tables we use in this study are MESA’s implementation of the conductive opacities based on Cassisi et al. (2007) and the radiative opacities based on Freedman et al. (2008). While these tables cover a large range of temperatures, pressures, and compositions, the atmospheric model is based on a semi-gray approximation. As a result, we cannot model variations in elemental abundances within the atmosphere. In addition, the Freedman opacity tables do not include the opacity from grains which may be relevant for cooler atmospheres. The existence of grains in the atmosphere can delay the planetary cooling (Müller et al. 2020a; Müller & Helled 2023b). Future studies could include more sophisticated atmospheric models and investigate how the planetary evolution changes when assuming different atmospheric compositions. Nevertheless, despite the importance of the opacity on the evolution, uncertainties in other properties such as the EoS and primordial entropy likely have a greater impact on the evolution and convective mixing.

5.2. Analytic modeling

The analytic model developed in Section 3 is subject to multiple simplifications. The most prominent one is that the model does not treat semi-convection properly. Therefore, regions that are Schwarzschild unstable, but not Ledoux unstable, might (partially) mix in reality while being treated as stable by our analytical model. This can also be observed in, e.g., model “Helled 2023”

in Figure 3, where the inner core is partially eroded into the envelope, but would be stable according to Equation 9. In line with the numerical methods, we did not consider any additional effects like rotation that could affect the evolution of the convective regions. Furthermore, we assume that the outer envelope remains convective throughout the planet’s evolution. However, depending on the opacity of the material, radiative regions might form during the late stages of the evolution. We hope to investigate all these effects in future studies.

5.3. Connection to planet formation

In this study, we isolated the dependence of convective mixing on various planetary parameters without favoring any particular formation mechanism (see Section 1). We showed that the mixing outcome depends strongly on the primordial entropy and composition gradient. In reality, both the composition and entropy are shaped by the formation mechanism. As a consequence, the formation mechanism determines the mixing inside the planet, which in turn, determines the atmospheric heavy-element mass fraction. This means that different formation pathways may lead to different atmospheric heavy-element mass fractions. Moreover, linking atmospheric abundances to the planetary origin requires a more comprehensive modeling approach that properly links the planetary formation and evolution.

5.4. Connection to observations

This study primarily explored the general mechanisms driving convective mixing in giant planets, emphasizing the fundamental theoretical properties. Future research should assess how the results can be directly linked to observational data. In addition, we showed that most of the mixing occurs within the first $\sim 10^7$ yr. We note that most observed exoplanets have ages of several 10^9 yr, with the exception of planets detected by direct imaging which could have ages as young as 10^7 yr. This makes the early "mixing" epoch of hot planets observationally inaccessible. Furthermore, the atmospheric heavy-element mass fraction Z_{atm} referenced throughout this study corresponds to the outer convective envelope. Depending on the exact physical condition, the outer RCB is typically located somewhere between 1 – 1000 bar in our simulations. Observations, however, often only probe the mbar to bar regime. Moreover, the heavy elements in this work are represented by either pure rock, pure water or a mixture of the two while atmospheric measurements provide information regarding the abundances of specific molecules that are used as proxies for the overall atmospheric metallicity (for a review, see Madhusudhan 2019). Therefore, although we infer well-defined trends for the atmospheric

heavy-element mass fraction, interpreting these results observationally should be approached with caution and should be investigated in detail in future research.

6. SUMMARY AND CONCLUSIONS

In this study, we developed new numerical and analytical tools for modeling convective mixing in gas giant planets. Furthermore, we investigated the connection between the atmospheric composition and the bulk planetary heavy-element mass fraction. We simulated the evolution of primordial composition and entropy gradients over 10 Gyr using updated EoS for water, rock, and hydrogen-helium. We investigated planetary masses between the mass of Saturn and two Jupiter masses, as well as various primordial entropy and heavy-element mass fraction profiles. Our study shows that convective mixing, and therefore also the final atmospheric composition, are controlled by the planetary primordial entropy. Figure 10 summarizes our main findings. We find that low primordial entropies ($\lesssim 9 \text{ k}_B \text{ m}_u^{-1}$) and deep heavy-element mass fraction profiles ($Z \gtrsim 0.8$) create stable configurations over evolutionary timescales. On the other hand, high primordial entropies ($\gtrsim 10 \text{ k}_B \text{ m}_u^{-1}$) and shallow heavy-element mass fraction profiles ($Z \lesssim 0.6$) lead to a fully-mixed planet. In intermediate cases, the details matter, and both the high-entropy deep- Z profiles and the low-entropy shallow- Z profiles can be partially eroded over evolutionary timescales.

This highlights the importance of understanding the primordial structure of gas giants. Although the mixing of each individual planet is a complicated, multi-varied problem, the overall trends highlighted above, as well as the analytic framework developed, appear to be robust.

The key conclusions from this study can be summarized as follows:

- Low internal entropies ($\lesssim 9 \text{ k}_B \text{ m}_u^{-1}$) and large compositional differences in the planetary deep interior ($Z \gtrsim 0.8$) lead to non-uniform compositions. This can drastically influence the ratio of atmospheric to bulk heavy-element mass fraction.
- Giant planets with high primordial internal entropy ($\gtrsim 10 \text{ k}_B \text{ m}_u^{-1}$) and extended, shallow composition gradients ($Z \lesssim 0.6$) will mix rapidly ($\sim 10^7$ yr).
- The primordial entropy profile dictates the mixing in giant planets. Higher primordial entropies lead to faster cooling and more efficient convective mixing. Therefore, hot planets typically mix within $\sim 10^7$ yr while in colder planets mixing can take place over Gyrs. A hot (high entropy) en-

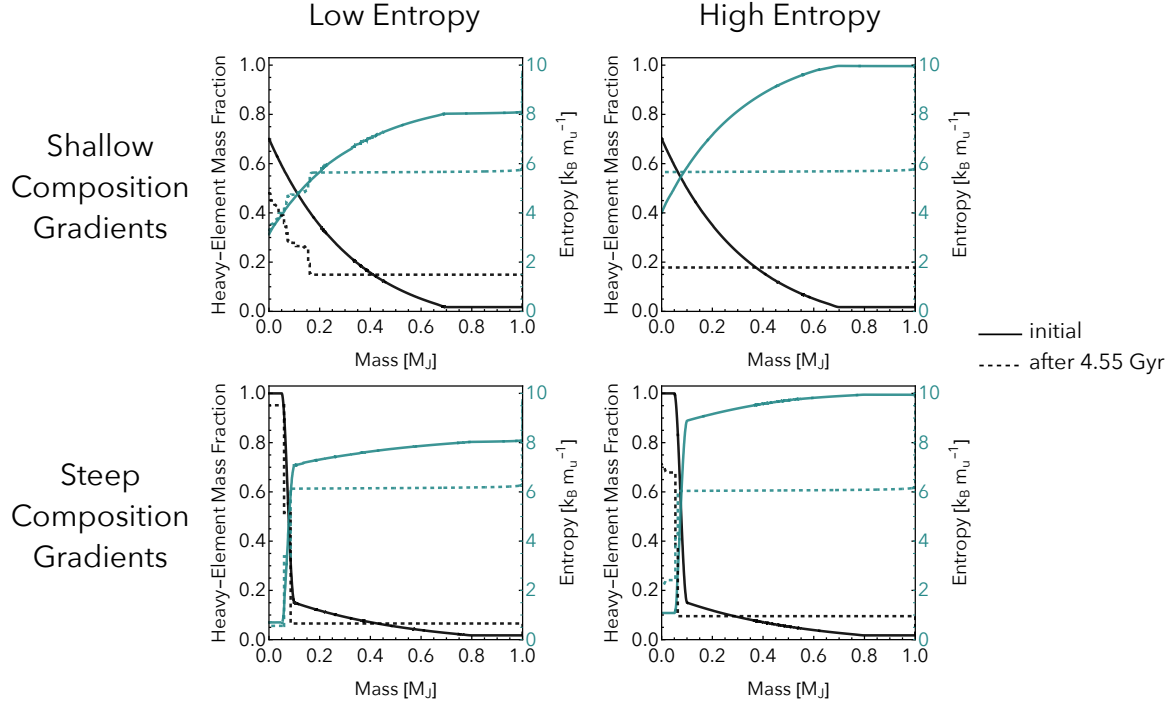


Figure 10. Final heavy-element mass fraction profiles for four different initial setups sorted by their convective stability. The figures in the low entropy column started with a primordial entropy of $8 \text{ k}_B \text{ m}_u^{-1}$ and the figures in the high entropy column with $10 \text{ k}_B \text{ m}_u^{-1}$ (for details of the entropy profiles, see Section 2.2).

velope does not guarantee rapid mixing since the deep interior can have significantly lower entropy.

- The scaling of mixing efficiency with mass is governed by the primordial entropy. For the same primordial entropy and core mass, low-mass planets mix more efficiently than high mass planets. If the primordial core entropy would increase with mass, however, high mass planets may mix more efficiently. Understanding this trend is crucial for revealing the relationship between planetary mass and mixing efficiency.
- Constraining the primordial entropy from simulations and observations is critical for determining the evolution and internal structures of giant planets.

Our study is a crucial step towards interpreting the atmospheric measurements of giant exoplanets, and thereby, can help to uncover the mystery of their origin. Further theoretical investigations such as advances hydro-dynamical simulations of convective mixing with

composition gradients and planet formation simulations are important for understanding the efficiency of mixing inside giant planets.

In addition, this study clearly demonstrates that the primordial entropy profile, which is determined by the formation history of the planet, controls the planetary evolution and internal structure. As a result, we now have a new link between internal structure and origin. The upcoming atmospheric measurements from JWST, ARIEL, and ground-based observations can therefore unveil new information on giant planet formation.

We thank Simon Müller for valuable discussions. This work has been carried out within the framework of the National Centre of Competence in Research PlanetS supported by the Swiss National Science Foundation under grants 51NF40_182901 and 51NF40_205606.

Software: MESA (Paxton et al. 2010, 2013, 2015, 2018, 2019; Jermyn et al. 2023), `py_mesa_reader` (https://github.com/wmwolf/py_mesa_reader), NumPy (Harris et al. 2020), SciPy (Virtanen et al. 2020)

A. IMPROVEMENTS TO MESA

As mentioned in the main text, for this work we extended MESA’s `convective_premixing` algorithm. Inside a gas giant planet, the energy transport is either dominated by convection or by radiation and conduction. In layers that are unstable to convection (convective layers in short), transport of energy and material occurs very rapidly, with mixing timescales of $t_{\text{mix,conv}} \sim 10 - 100$ yr. In contrast, in layers that are stable against convection (e.g., radiative/conductive layers) energy and material transport is very slow ($t_{\text{mix,diff}} \sim 10^{11} - 10^{12}$ yr). Hence, determining the boundary between convective and radiative regions is crucial for modeling mixing accurately. MESA’s `convective_premixing` algorithm (Paxton et al. 2019) already improves upon the commonly employed ”sign-change” algorithm where an RCB is determined by a change of sign in the difference between radiative and Ledoux gradient $y = \nabla_{\text{rad}} - \nabla_{\text{L}}$ between two neighboring cells. The ”sign-change” algorithm typically underestimates convective layer sizes and can lead to physical inconsistencies, especially when encountering composition discontinuities (Gabriel et al. 2014). The `convective_premixing` algorithm remedies many of the shortcomings of the ”sign-change” approach by expanding convective regions until they reached their full extend. During this additional (predictive) mixing, however, the code holds either temperature and pressure or temperature and density constant. For planets, the temperature can change drastically with changes in composition. Therefore, holding the temperature constant while changing the composition often leads to convergence issues of MESA’s solver. Hence, we introduced the two new modes described in Section 2 to improve the convergence.

As described in the main text, `gentle_mixing` monitors the change in composition of the planet. More specifically, we evaluate the mean squared distance:

$$\sigma_{\text{sol}}^2 = \int_0^M (Z(t + \delta t, m) - Z(t, m))^2 \frac{dm}{M}, \quad (\text{A1})$$

where Z is the heavy-element mass fraction, M is the mass of the planet, m is the mass coordinate, t the time coordinate, and δt the time step. If σ_{sol} is larger than a user-supplied critical value $\sigma_{\text{sol,crit}}$, the mixing efficiency is reduced and the solver is redoing the calculation. This process is repeated until $\sigma_{\text{sol}} < \sigma_{\text{sol,crit}}$.

Similarly, `gentle_mixing` prevents the expansion of the convective boundary during `convective_premixing` beyond $\sigma_{\text{cpm,crit}}$, i.e., $\sigma_{\text{cpm}} < \sigma_{\text{cpm,crit}}$, where σ_{cpm} is computed analogously to Equation A1 comparing the pre- and post-`convective_premixing` heavy-element mass fraction profiles.

Furthermore, `gentle_mixing` provides a mode that monitors the maximum abundance change in MESA’s cells in addition to the mean squared distance of the profiles. If mixing was inhibited by any of the mentioned boundaries, the time step is reduced. Effectively, `gentle_mixing` mixes the same region in a few smaller time steps rather than all of it in one large time step.

Besides these functionalities, `gentle_mixing` comes with some additional features and options. In contrast to `mesa_custom_eos`, `gentle_mixing` modifies MESA’s source code directly. While we strive to make `gentle_mixing` open-source in the future, it is currently still under development. Thus, all options highlighted below are still subject to change.

First, the user can pick which isotope should be monitored by `gentle_mixing`, where every isotope used in the reaction network is valid. Next, many additional checks can be performed to ensure the stability of a simulation. Ideally, `gentle_mixing` checks the resulting model after a time step and repeats the calculation with a damped mixing diffusion coefficient, if required. However, sometimes MESA’s solver crashes before finishing even one tentative step because the model simply mixes too much. In this case, MESA repeats the calculation with a smaller time step (called a retry). Since convective mixing is extremely efficient in giant planets, however, even very small time steps might not improve convergence. Thus, if the time step becomes too small, `gentle_mixing` reduces the mixing efficiency *before* taking a step. This reduction increases with decreasing time step until mixing is completely turned off (including `convective_premixing`). This option often helps the solver to recover and to mix very challenging periods in the planet’s evolution. Another issue can arise when `convective_premixing` tries to expand a convective region into the radiative atmosphere. Often, the expanding convective layer can cause a negative surface luminosity, which leads the solver to do a retry. However, the mass fraction in the atmosphere is completely negligible for the planetary bulk composition. Thus, `gentle_mixing` allows the user to define an ”exclusion zone”, where no expansion of the convective region during `convective_premixing` is allowed. For example, one could exclude the outer 1% of the planetary mass. In some cases, this drastically decreases the simulation runtime.

A.1. *Py Mesa Helper*

To simplify the setup, the monitoring, and the evaluation of MESA simulations, we developed a python package called `py_mesa_helper`. The package allows the user, among other things, to modify namelist files, create initial entropy and compositional gradient profiles readable by mesa, and provides a multitude of additional analyzing functionalities, all using Python.

Namelists can be saved, modified, and restored to their original status. For example, the package supports Python's `with` block, where a namelist is modified within the code block but automatically restored after the block is exited. It also provides methods that automatically name output folders according to user-specified parameters. These features are especially handy when dealing with a large number of simulations. In addition, the user can set values like the initial mass in units of Jupiter mass rather than grams or Solar masses or the initial entropy in units of $k_B m_u^{-1}$. The package also takes care of converting a Python function for the initial heavy-element mass fraction or the initial entropy into a MESA-readable file. The code comes also with a number of predefined composition profiles, including the ones used in this study. Building on https://github.com/wmwolf/py_mesa_reader, the package comes with a multitude of tools to analyze a large number of simulations simultaneously. The user could, for example, plot the final heavy-element mass fraction profile of a set of simulations with a single line of code or extract the atmospheric heavy-element mass fraction after 1 Gyr for all simulations and export it as a CSV file. The full documentation, as well as the code itself, can be found on GitHub² (Knierim 2024b).

B. ALTERNATIVE FORMULATION OF CONVECTIVE STABILITY

For $s = s(P, \rho, \{X_i\})$, the total differential is given by

$$ds = \left(\frac{\partial s}{\partial P} \right)_{\rho, \{X_i\}} dP + \left(\frac{\partial s}{\partial \rho} \right)_{P, \{X_i\}} d\rho + \sum_{i=1}^{N-1} \left(\frac{\partial s}{\partial X_i} \right)_{P, \rho, \{X_{j \neq i}\}} dX_i. \quad (\text{B2})$$

Interpreting s as a function of temperature instead of pressure, we obtain

$$ds = \left(\frac{\partial s}{\partial T} \right)_{\rho, \{X_i\}} dT + \left(\frac{\partial s}{\partial \rho} \right)_{T, \{X_i\}} d\rho + \sum_{i=1}^{N-1} \left(\frac{\partial s}{\partial X_i} \right)_{T, \rho, \{X_{j \neq i}\}} dX_i, \quad (\text{B3})$$

where the total differential of the temperature is given by

$$dT = \left(\frac{\partial T}{\partial P} \right)_{\rho, \{X_i\}} dP + \left(\frac{\partial T}{\partial \rho} \right)_{P, \{X_i\}} d\rho + \sum_{i=1}^{N-1} \left(\frac{\partial T}{\partial X_i} \right)_{P, \rho, \{X_{j \neq i}\}} dX_i. \quad (\text{B4})$$

Solving the system for the partial derivative in Equation 4 yields

$$\left(\frac{\partial s}{\partial X_i} \right)_{P, \rho, \{X_{j \neq i}\}} = \left(\frac{\partial s}{\partial X_i} \right)_{T, \rho, \{X_{j \neq i}\}} + \left(\frac{\partial s}{\partial T} \right)_{\rho, \{X_i\}} \left(\frac{\partial T}{\partial X_i} \right)_{P, \rho, \{X_{j \neq i}\}} \quad (\text{B5})$$

Now, we can use the properties of the Jacobi to arrive at:

$$\left(\frac{\partial s}{\partial X_i} \right)_{P, \rho, \{X_{j \neq i}\}} = \left(\frac{\partial s}{\partial X_i} \right)_{T, \rho, \{X_{j \neq i}\}} - \frac{\left(\frac{\partial s}{\partial T} \right)_{\rho, \{X_i\}} \left(\frac{\partial P}{\partial X_i} \right)_{T, \rho, \{X_{j \neq i}\}}}{\left(\frac{\partial P}{\partial T} \right)_{\rho, \{X_i\}}}. \quad (\text{B6})$$

This relation can be substituted into Equation 4, to obtain the stability criterion in terms of constant temperature and density instead of pressure and density.

² https://github.com/Henrik-Knierim/py_mesa_helper

C. FURTHER DETAILS OF THE ANALYTIC MIXING MODEL

The mixing entropy we neglect in Section 3 can be approximated by:

$$s_{\text{mix}} = \frac{1}{M - m_{\text{RCB}} + \delta m} \int_{m_{\text{RCB}} - \delta m}^M \int_{Z(m)}^{Z_{\text{env}}} \frac{ds}{dZ} dZ dm, \quad (\text{C7})$$

where m_{RCB} is the RCB before expanding the boundary, δm is the mass by which we expand the boundary, and Z_{env} is the mean value of the heavy-element mass fraction in this region. Importantly, since we compute the mean value over the expanded region, the entropy gained in the $Z(m) > Z_{\text{env}}$ region partially cancels with the entropy lost in the $Z(m) < Z_{\text{env}}$ region. Thus, s_{mix} is typically of the order of $|s_{\text{mix}}| \sim 10^{-4} \text{ k}_B \text{ m}_u^{-1}$, where the sign of s_{mix} depends on the exact shape of $\frac{ds}{dZ}$. For the expanding convective region, this term is negligible in comparison to the other entropy terms. However, the mixing entropy plays a crucial role in semi-convective regions. Assuming that semi-convection is unstable (as MESA's `convective_premixing` does), the only potentially stabilizing term is the mixing entropy.

Moreover, the planet will be stable against convection in a mass interval $[m_1, m_2]$ if the post-mixing entropy profile is monotonously increasing with mass. Figure 11 shows the post-mixing entropy profile for a planet with a linear composition profile from $Z(m = 0.0 M_J) = 1.0$ to $Z(m = 0.4 M_J) = Z_{\text{proto.solar}}$. For this model, we fixed the entropy in the

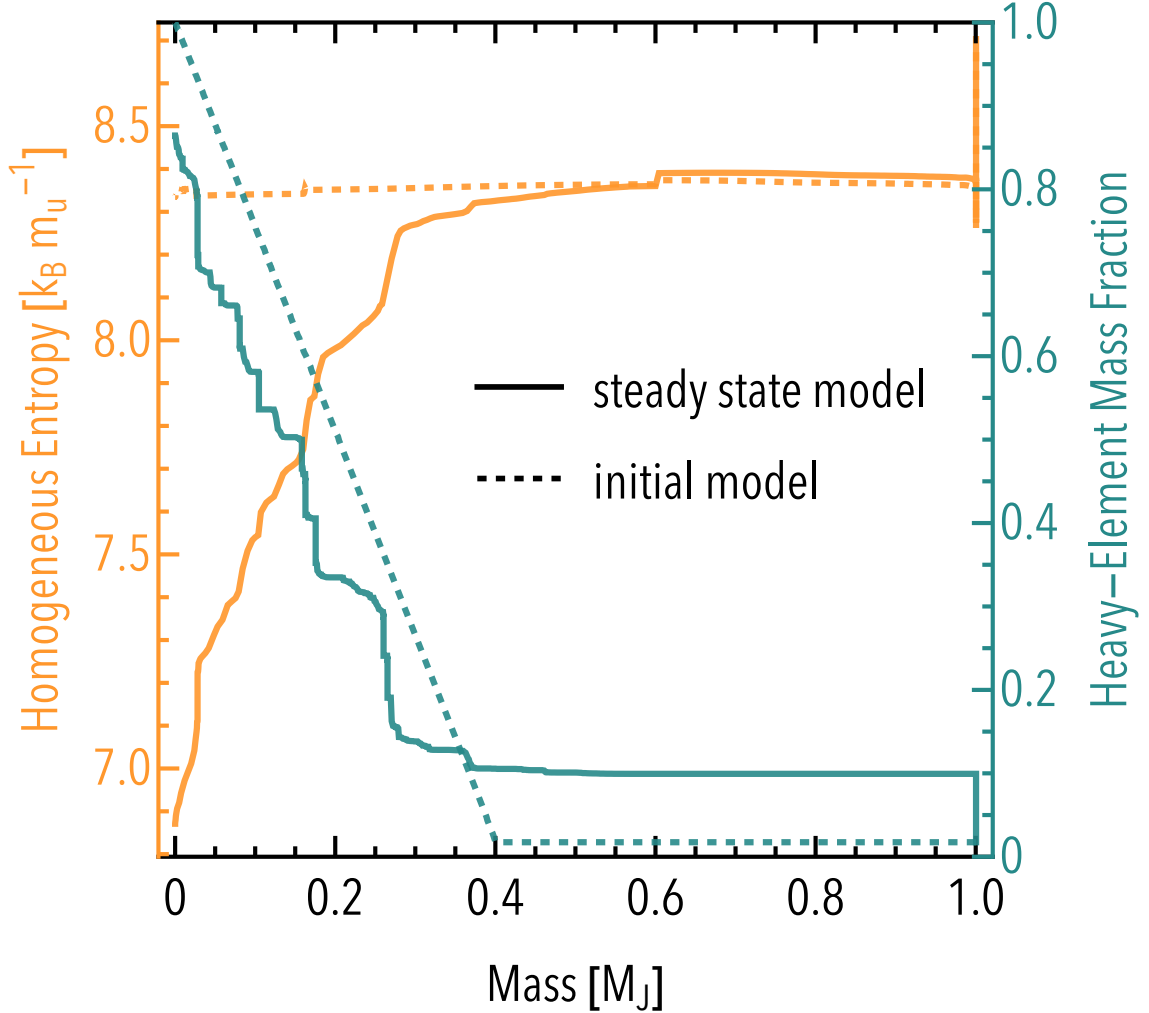


Figure 11. Entropy assuming a homogeneous composition and the associated heavy-element mass fraction for the model from Appendix C at the beginning and after reaching steady state.

envelope, allowing the system to reach a steady state. In this case, the entropy of a fully mixed model increases monotonously with mass.

D. RADIUS EVOLUTION

In Section 4.1, we investigated the mixing of different primordial composition gradients for the same planetary mass ($1M_J$) and entropy ($10k_B m_u^{-1}$). Even at the same entropy, however, different primordial composition gradients lead to different interior structures, and therefore, different radii. Figure 12 shows the radius evolution of the models investigated in Section 4.1. The different models begin with different initial planetary radii where the contraction

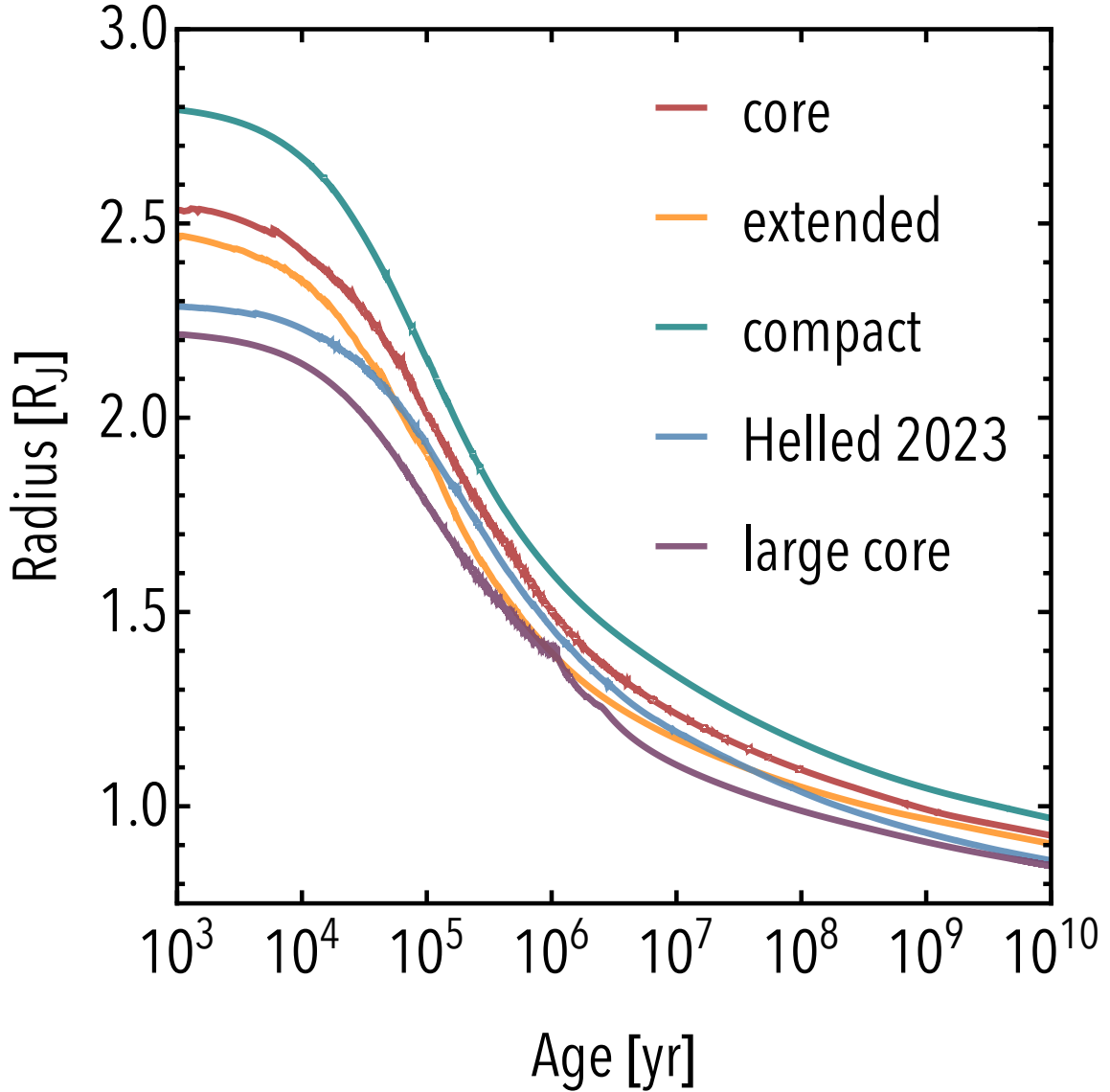


Figure 12. Radius evolution of the models presented in Section 4.1.

depends on the mixing and cooling of the planet. The figure clearly shows that the primordial structure affects the planetary radius, especially at young ages. As a result, measuring the planetary radius of young giant planets can reveal important information on their formation path and primordial thermal state. We hope to investigate this topic in detail in a future study.

REFERENCES

- Anders, E. H., Jermyn, A. S., Lecoanet, D., et al. 2022, *ApJL*, 928, L10, doi: [10.3847/2041-8213/ac5cb5](https://doi.org/10.3847/2041-8213/ac5cb5)
- Aurnou, J. M., Horn, S., & Julien, K. 2020, *Physical Review Research*, 2, 043115, doi: [10.1103/PhysRevResearch.2.043115](https://doi.org/10.1103/PhysRevResearch.2.043115)
- Berardo, D., & Cumming, A. 2017, *ApJL*, 846, L17, doi: [10.3847/2041-8213/aa81c0](https://doi.org/10.3847/2041-8213/aa81c0)
- Berardo, D., Cumming, A., & Marleau, G.-D. 2017, *ApJ*, 834, 149, doi: [10.3847/1538-4357/834/2/149](https://doi.org/10.3847/1538-4357/834/2/149)
- Bisnovatyi-Kogan, G. S. 2001, *Stellar physics. Vol.1: Fundamental concepts and stellar equilibrium*
- Bodenheimer, P., Laughlin, G., & Lin, D. N. C. 2003, *ApJ*, 592, 555, doi: [10.1086/375565](https://doi.org/10.1086/375565)
- Bodenheimer, P., Stevenson, D. J., Lissauer, J. J., & D'Angelo, G. 2018, *ApJ*, 868, 138, doi: [10.3847/1538-4357/aae928](https://doi.org/10.3847/1538-4357/aae928)
- Burrows, A., Marley, M., Hubbard, W. B., et al. 1997, *The Astrophysical Journal*, 491, 856, doi: [10.1086/305002](https://doi.org/10.1086/305002)
- Cassisi, S., Potekhin, A. Y., Pietrinferni, A., Catelan, M., & Salaris, M. 2007, *ApJ*, 661, 1094, doi: [10.1086/516819](https://doi.org/10.1086/516819)
- Chabrier, G., & Debras, F. 2021, *ApJ*, 917, 4, doi: [10.3847/1538-4357/abfc48](https://doi.org/10.3847/1538-4357/abfc48)
- Chen, Y.-X., Burrows, A., Sur, A., & Arevalo, R. T. 2023, *ApJ*, 957, 36, doi: [10.3847/1538-4357/acf456](https://doi.org/10.3847/1538-4357/acf456)
- Cumming, A., Helled, R., & Venturini, J. 2018, *MNRAS*, 477, 4817, doi: [10.1093/mnras/sty1000](https://doi.org/10.1093/mnras/sty1000)
- Dewberry, J. W. 2023, *MNRAS*, 521, 5991, doi: [10.1093/mnras/stad546](https://doi.org/10.1093/mnras/stad546)
- Fortney, J. J., Ikoma, M., Nettelmann, N., Guillot, T., & Marley, M. S. 2011, *ApJ*, 729, 32, doi: [10.1088/0004-637X/729/1/32](https://doi.org/10.1088/0004-637X/729/1/32)
- Freedman, R. S., Marley, M. S., & Lodders, K. 2008, *ApJS*, 174, 504, doi: [10.1086/521793](https://doi.org/10.1086/521793)
- Fuentes, J. R., Anders, E. H., Cumming, A., & Hindman, B. W. 2023, *The Astrophysical Journal Letters*, 950, L4, doi: [10.3847/2041-8213/acd774](https://doi.org/10.3847/2041-8213/acd774)
- Fuentes, J. R., & Cumming, A. 2020, *Physical Review Fluids*, 5, 124501, doi: [10.1103/PhysRevFluids.5.124501](https://doi.org/10.1103/PhysRevFluids.5.124501)
- Fuentes, J. R., Cumming, A., & Anders, E. H. 2022, *Physical Review Fluids*, 7, 124501, doi: [10.1103/PhysRevFluids.7.124501](https://doi.org/10.1103/PhysRevFluids.7.124501)
- Fuller, J. 2014, *Icarus*, 242, 283, doi: [10.1016/j.icarus.2014.08.006](https://doi.org/10.1016/j.icarus.2014.08.006)
- Gabriel, M., Noels, A., Montalbán, J., & Miglio, A. 2014, *Astronomy & Astrophysics*, 569, A63, doi: [10.1051/0004-6361/201423442](https://doi.org/10.1051/0004-6361/201423442)
- Gardner, J. P., Mather, J. C., Clampin, M., et al. 2006, *SSRv*, 123, 485, doi: [10.1007/s11214-006-8315-7](https://doi.org/10.1007/s11214-006-8315-7)
- Guillot, T. 2010, *A&A*, 520, A27, doi: [10.1051/0004-6361/200913396](https://doi.org/10.1051/0004-6361/200913396)
- Hands, T. O., & Helled, R. 2022, *MNRAS*, 509, 894, doi: [10.1093/mnras/stab2967](https://doi.org/10.1093/mnras/stab2967)
- Harris, C. R., Millman, K. J., van der Walt, S. J., et al. 2020, *Nature*, 585, 357, doi: [10.1038/s41586-020-2649-2](https://doi.org/10.1038/s41586-020-2649-2)
- Helled, R. 2023, *A&A*, 675, L8, doi: [10.1051/0004-6361/202346850](https://doi.org/10.1051/0004-6361/202346850)
- Helled, R., Mazzola, G., & Redmer, R. 2020, *Nature Reviews Physics*, 2, 562, doi: [10.1038/s42254-020-0223-3](https://doi.org/10.1038/s42254-020-0223-3)
- Helled, R., & Stevenson, D. 2017, *ApJL*, 840, L4, doi: [10.3847/2041-8213/aa6d08](https://doi.org/10.3847/2041-8213/aa6d08)
- Helled, R., Werner, S., Dorn, C., et al. 2022a, *Experimental Astronomy*, 53, 323, doi: [10.1007/s10686-021-09739-3](https://doi.org/10.1007/s10686-021-09739-3)
- Helled, R., Stevenson, D. J., Lunine, J. I., et al. 2022b, *Icarus*, 378, 114937, doi: [10.1016/j.icarus.2022.114937](https://doi.org/10.1016/j.icarus.2022.114937)
- . 2022c, *Icarus*, 378, 114937, doi: [10.1016/j.icarus.2022.114937](https://doi.org/10.1016/j.icarus.2022.114937)
- Howard, S., Guillot, T., Markham, S., et al. 2023, *A&A*, 680, L2, doi: [10.1051/0004-6361/202348129](https://doi.org/10.1051/0004-6361/202348129)
- Idini, B., & Stevenson, D. J. 2022, *PSJ*, 3, 89, doi: [10.3847/PSJ/ac6179](https://doi.org/10.3847/PSJ/ac6179)
- Jermyn, A. S., Bauer, E. B., Schwab, J., et al. 2023, *The Astrophysical Journal Supplement Series*, 265, 15, doi: [10.3847/1538-4365/aca8d](https://doi.org/10.3847/1538-4365/aca8d)
- Kato, S. 1966, *PASJ*, 18, 374
- Knierim, H. 2024a, *Henrik-Knierim/mesa_custom_EoS: Version 1.0.0*, 1.0.0, Zenodo, doi: [10.5281/zenodo.13897571](https://doi.org/10.5281/zenodo.13897571)
- . 2024b, *Henrik-Knierim/py_mesa_helper: Version 1.0.0*, 1.0.0, Zenodo, doi: [10.5281/zenodo.13897562](https://doi.org/10.5281/zenodo.13897562)
- Knierim, H., Shibata, S., & Helled, R. 2022, *Astronomy & Astrophysics*, 665, L5, doi: [10.1051/0004-6361/202244516](https://doi.org/10.1051/0004-6361/202244516)
- Landau, L. D., & Lifshitz, E. M. 1959, *Fluid mechanics*
- Laughlin, G., Crismani, M., & Adams, F. C. 2011, *ApJL*, 729, L7, doi: [10.1088/2041-8205/729/1/L7](https://doi.org/10.1088/2041-8205/729/1/L7)
- Ledoux, P. 1947, *ApJ*, 105, 305, doi: [10.1086/144905](https://doi.org/10.1086/144905)
- Lodders, K. 2021, *SSRv*, 217, 44, doi: [10.1007/s11214-021-00825-8](https://doi.org/10.1007/s11214-021-00825-8)
- Lozovsky, M., Helled, R., Rosenberg, E. D., & Bodenheimer, P. 2017, *ApJ*, 836, 227, doi: [10.3847/1538-4357/836/2/227](https://doi.org/10.3847/1538-4357/836/2/227)
- Madhusudhan, N. 2012, *ApJ*, 758, 36, doi: [10.1088/0004-637X/758/1/36](https://doi.org/10.1088/0004-637X/758/1/36)
- Madhusudhan, N. 2019, *Annual Review of Astronomy and Astrophysics*, 57, 617, doi: <https://doi.org/10.1146/annurev-astro-081817-051846>

- Madhusudhan, N., Bitsch, B., Johansen, A., & Eriksson, L. 2017, *Monthly Notices of the Royal Astronomical Society*, 469, 4102, doi: [10.1093/mnras/stx1139](https://doi.org/10.1093/mnras/stx1139)
- Mankovich, C., & Fuller, J. 2021, arXiv e-prints, arXiv:2104.13385. <https://arxiv.org/abs/2104.13385>
- Marley, M. S., Fortney, J. J., Hubickyj, O., Bodenheimer, P., & Lissauer, J. J. 2007, *ApJ*, 655, 541, doi: [10.1086/509759](https://doi.org/10.1086/509759)
- Miguel, Y., Bazot, M., Guillot, T., et al. 2022, *A&A*, 662, A18, doi: [10.1051/0004-6361/202243207](https://doi.org/10.1051/0004-6361/202243207)
- Mollière, P., Molyarova, T., Bitsch, B., et al. 2022, *ApJ*, 934, 74, doi: [10.3847/1538-4357/ac6a56](https://doi.org/10.3847/1538-4357/ac6a56)
- Mordasini, C. 2013, *A&A*, 558, A113, doi: [10.1051/0004-6361/201321617](https://doi.org/10.1051/0004-6361/201321617)
- Mordasini, C., Marleau, G. D., & Mollière, P. 2017, *A&A*, 608, A72, doi: [10.1051/0004-6361/201630077](https://doi.org/10.1051/0004-6361/201630077)
- Müller, S., Ben-Yami, M., & Helled, R. 2020a, *ApJ*, 903, 147, doi: [10.3847/1538-4357/abba19](https://doi.org/10.3847/1538-4357/abba19)
- Müller, S., & Helled, R. 2021, *Monthly Notices of the Royal Astronomical Society*, 507, 2094, doi: [10.1093/mnras/stab2250](https://doi.org/10.1093/mnras/stab2250)
- Müller, S., & Helled, R. 2023a, *Frontiers in Astronomy and Space Sciences*, 10, 1179000, doi: [10.3389/fspas.2023.1179000](https://doi.org/10.3389/fspas.2023.1179000)
- . 2023b, *A&A*, 669, A24, doi: [10.1051/0004-6361/202244827](https://doi.org/10.1051/0004-6361/202244827)
- Müller, S., Helled, R., & Cumming, A. 2020b, *A&A*, 638, A121, doi: [10.1051/0004-6361/201937376](https://doi.org/10.1051/0004-6361/201937376)
- Müller, S., Helled, R., & Cumming, A. 2020, *Astronomy & Astrophysics*, 638, A121, doi: [10.1051/0004-6361/201937376](https://doi.org/10.1051/0004-6361/201937376)
- Nettelmann, N., Movshovitz, N., Ni, D., et al. 2021, *PSJ*, 2, 241, doi: [10.3847/PSJ/ac390a](https://doi.org/10.3847/PSJ/ac390a)
- Öberg, K. I., Murray-Clay, R., & Bergin, E. A. 2011, *The Astrophysical Journal*, 743, L16, doi: [10.1088/2041-8205/743/1/116](https://doi.org/10.1088/2041-8205/743/1/116)
- Parmentier, V., Guillot, T., Fortney, J. J., & Marley, M. S. 2015, *Astronomy & Astrophysics*, 574, A35
- Paxton, B., Bildsten, L., Dotter, A., et al. 2010, *The Astrophysical Journal Supplement Series*, 192, 3, doi: [10.1088/0067-0049/192/1/3](https://doi.org/10.1088/0067-0049/192/1/3)
- Paxton, B., Cantiello, M., Arras, P., et al. 2013, *The Astrophysical Journal Supplement Series*, 208, 4, doi: [10.1088/0067-0049/208/1/4](https://doi.org/10.1088/0067-0049/208/1/4)
- Paxton, B., Marchant, P., Schwab, J., et al. 2015, *The Astrophysical Journal Supplement Series*, 220, 15, doi: [10.1088/0067-0049/220/1/15](https://doi.org/10.1088/0067-0049/220/1/15)
- Paxton, B., Schwab, J., Bauer, E. B., et al. 2018, *The Astrophysical Journal Supplement Series*, 234, 34, doi: [10.3847/1538-4365/aaa5a8](https://doi.org/10.3847/1538-4365/aaa5a8)
- Paxton, B., Smolec, R., Schwab, J., et al. 2019, *The Astrophysical Journal Supplement Series*, 243, 10, doi: [10.3847/1538-4365/ab2241](https://doi.org/10.3847/1538-4365/ab2241)
- Pollack, J. B., Hubickyj, O., Bodenheimer, P., et al. 1996, *Icarus*, 124, 62, doi: [10.1006/icar.1996.0190](https://doi.org/10.1006/icar.1996.0190)
- Radko, T. 2007, *Journal of Fluid Mechanics*, 577, 251, doi: [10.1017/S0022112007004703](https://doi.org/10.1017/S0022112007004703)
- Rosenblum, E., Garaud, P., Traxler, A., & Stellmach, S. 2011, *ApJ*, 731, 66, doi: [10.1088/0004-637X/731/1/66](https://doi.org/10.1088/0004-637X/731/1/66)
- Saumon, D., Chabrier, G., & van Horn, H. M. 1995, *ApJS*, 99, 713, doi: [10.1086/192204](https://doi.org/10.1086/192204)
- Schneider, A. D., & Bitsch, B. 2021, *A&A*, 654, A72, doi: [10.1051/0004-6361/202141096](https://doi.org/10.1051/0004-6361/202141096)
- Stevenson, D. J., Bodenheimer, P., Lissauer, J. J., & D'Angelo, G. 2022, *PSJ*, 3, 74, doi: [10.3847/PSJ/ac5c44](https://doi.org/10.3847/PSJ/ac5c44)
- Stevenson, D. J., & Salpeter, E. E. 1977, *ApJS*, 35, 239, doi: [10.1086/190479](https://doi.org/10.1086/190479)
- Sur, A., Su, Y., Tejada Arevalo, R., Chen, Y.-X., & Burrows, A. 2024, *ApJ*, 971, 104, doi: [10.3847/1538-4357/ad57c3](https://doi.org/10.3847/1538-4357/ad57c3)
- Tinetti, G., Drossart, P., Eccleston, P., et al. 2018, *Experimental Astronomy*, 46, 135, doi: [10.1007/s10686-018-9598-x](https://doi.org/10.1007/s10686-018-9598-x)
- Tulekeyev, A., Garaud, P., Idini, B., & Fortney, J. J. 2024, *PSJ*, 5, 190, doi: [10.3847/PSJ/ad6571](https://doi.org/10.3847/PSJ/ad6571)
- Turrini, D., Miguel, Y., Zingales, T., et al. 2018, *Experimental Astronomy*, 46, 45, doi: [10.1007/s10686-017-9570-1](https://doi.org/10.1007/s10686-017-9570-1)
- Turrini, D., Schisano, E., Fonte, S., et al. 2021, *ApJ*, 909, 40, doi: [10.3847/1538-4357/abd6e5](https://doi.org/10.3847/1538-4357/abd6e5)
- Valletta, C., & Helled, R. 2020, *ApJ*, 900, 133, doi: [10.3847/1538-4357/aba904](https://doi.org/10.3847/1538-4357/aba904)
- Vazan, A., Helled, R., & Guillot, T. 2018, *A&A*, 610, L14, doi: [10.1051/0004-6361/201732522](https://doi.org/10.1051/0004-6361/201732522)
- Virtanen, P., Gommers, R., Oliphant, T. E., et al. 2020, *Nature Methods*, 17, 261, doi: [10.1038/s41592-019-0686-2](https://doi.org/10.1038/s41592-019-0686-2)
- Wahl, S. M., Hubbard, W. B., Militzer, B., et al. 2017, *Geophys. Res. Lett.*, 44, 4649, doi: [10.1002/2017GL073160](https://doi.org/10.1002/2017GL073160)