
MuseBarControl: Enhancing Fine-Grained Control in Symbolic Music Generation through Pre-Training and Counterfactual Loss

Yangyang Shu*, Haiming Xu, Ziqin Zhou, Anton van den Hengel, Lingqiao Liu[†]
School of Computer Science, The University of Adelaide

Abstract

Automatically generating symbolic music—music scores tailored to specific human needs—can be highly beneficial for musicians and enthusiasts. Recent studies have shown promising results using extensive datasets and advanced transformer architectures. However, these state-of-the-art models generally offer only basic control over aspects like tempo and style for the entire composition, lacking the ability to manage finer details, such as control at the level of individual bars. While fine-tuning a pre-trained symbolic music generation model might seem like a straightforward method for achieving this finer control, our research indicates challenges in this approach. The model often fails to respond adequately to new, fine-grained bar-level control signals. To address this, we propose two innovative solutions. First, we introduce a pre-training task designed to link control signals directly with corresponding musical tokens, which helps in achieving a more effective initialization for subsequent fine-tuning. Second, we implement a novel counterfactual loss that promotes better alignment between the generated music and the control prompts. Together, these techniques significantly enhance our ability to control music generation at the bar level, showing a 13.06% improvement over conventional methods. Our subjective evaluations also confirm that this enhanced control does not compromise the musical quality of the original pre-trained generative model.

1 Introduction

Symbolic music generation, which focuses on automatically creating music scores, has garnered increasing interest in recent years due to its intuitive readability and excellent editability [27, 23]. Noteworthy advancements, such as Music Transformer [2], Museformer [26] and MuseCoco [17], have captivated both researchers and enthusiasts. Utilizing extensive datasets and sophisticated transformer architectures, these developments not only generate highly valuable music scores but also facilitate easy modification and editing, thanks to the accessibility provided by the score format.

Significant progress has been made in symbolic music generation, but there are still important limitations to acknowledge. One major challenge is the granular control over the music produced. Previous studies [23, 18, 17] have primarily focused on generating music using broad, overarching descriptions, allowing limited manipulation of elements like tempo and style across entire compositions. This lack of fine-grained control at the level of individual bars restricts the detailed alteration of musical elements. The ability to manage music at the bar level would be advantageous, offering users greater creative freedom and also enhancing applications in automatic music composition. For instance, attributes from a specific bar could be extracted and applied to generate another piece, facilitating

*Project page: <https://ganperf.github.io/musebarcontrol.github.io/musebarcontrol/>

[†]Lingqiao Liu is the corresponding author.

style imitation. Bar-level control could improve the alignment of lyrics and melody, ensuring that the music accurately reflects the emotional cues of the lyrics. Furthermore, attributes from favoured music pieces can be identified and utilized to create new pieces using bar-level control, allowing for customized musical creation.

An effective method for implementing bar-level control is to fine-tune a foundational model with newly introduced control signals. This approach is particularly valuable due to the wide range of necessary controls that are difficult to fully anticipate during the initial training of the foundational model. The capability of adapt a trained model to new control is crucial as it enables the integration of diverse and unexpected controls, enhancing the model’s utility without the need for complete retraining. Specifically, we can utilize bar-level music attributes extracted from the training set’s music scores as prefix control prompts to train an autoregressive model, with the objective of optimizing the likelihood of the training samples. However, we’ve found that models trained in this manner often fail to adhere to the guidance of the bar-level attributes. Our analysis suggests that the model struggles with interpreting the meanings of these new control prompts, leading to music that does not accurately align with these prompts. Furthermore, when the training data is limited, the model is prone to overfitting, focusing more on minimizing loss rather than effectively using the control prompt to steer music generation.

To address this limitation, we propose two strategies to improve bar-level controllability. The first strategy involves pretraining the control prompt and fine-tuning the model on an auxiliary task designed to promote accurate alignment between the control prompts and the generated music tokens. The second strategy introduces a counterfactual loss that penalizes the model for neglecting the bar-level guidance. By implementing these two techniques together, we significantly enhance the accuracy of bar-level control without compromising the quality of the music produced.

In sum, the key contributions of this work are outlined as follows:

- We conducted the first study in achieving fine-grained control of symbolic music generation based on the existing foundation model.
- We propose two innovative strategies, auxiliary task pre-training and counterfactual loss, to improve bar-level control in the foundation model.

2 Related Work

2.1 Text-Driven Music Generation

Text-driven music generation, aimed at creating high-quality music from textual descriptions, has attracted considerable attention from researchers due to its user-friendly editing capabilities. However, the scarcity of paired text-music data presents a major challenge. To address this, some studies have employed diffusion-based methods [28, 21] with self-collected text-audio datasets to facilitate text-audio music generation. MuLan [10] tackles the issue of data scarcity. They use techniques similar to those in CLIP [19] to contrastively embed two modalities: music pieces and their textual annotations. Building on this, MusicLM [1] generates audio from MuLan’s embeddings [10], enabling text-to-music conversion without the need for paired data. However, MusicLM’s process of sampling to acquire fine-grained acoustic tokens is computationally intensive. Other efforts, like MeLoDy [14], seek to simplify music generation by efficiently translating conditioning tokens into sound waves. Furthermore, MusicGen [5] introduces a single-stage transformer LM framework that models multiple streams of acoustic tokens in parallel. Despite significant advancements in text-driven music generation, the methods are still relatively crude, limiting users’ ability to edit musical elements within the generated audio. The controllability and editability of the outputs remain constrained.

2.2 Symbolic Music Generation

Compared to text-driven music generation, symbolic music provides easier editing capabilities, allowing users to manipulate specific musical elements more effectively. The development of solutions for this task has evolved significantly, from grammar rules-based methods [4, 8, 7] to probabilistic models and evolutionary computation [24, 16], and more recently to neural networks and deep learning [25, 3, 6]. The advent of transformer-based models, known for their successes

in text generation [15, 20], has also influenced music generation. The Music Transformer [2] utilizes transformers with relative attention, proving highly effective for generating symbolic music. Museformer [26] addresses challenges in long-sequence and music structure modelling by capturing music structure-related correlations, thus enhancing music generation efficiency. The recently introduced MuseCoco [17] offers precise control over symbolic music generation through specific attributes, using these attributes as a bridge to transition from text-to-music to attribute-to-music generation. MuseCoco enables the adjustment of various musical attributes, offering a level of control akin to the compositional process. However, this control is limited to entire compositions, diverging from a composer’s typical approach, which often involves more granular control, such as bar-level manipulation.

3 Preliminaries

The figure displays a chord progression and three musical examples. The top row shows five chords in a 4/4 time signature: C, G, A:m, E:m, and F. Below this are four staves of music. The first staff is labeled 'The Underlying Chord' and uses a bass clef. The second staff is 'Pachelbel's Canon', the third is 'Far Away', and the fourth is 'Absolute Obsession', all using a treble clef. Each staff shows a different melodic line that fits the chord progression.

Figure 1: An example of three pop songs sharing the same chord progression. The top row displays five-column chords, while the bottom three rows represent the pop songs "Canon" by Pachelbel, "Far Away" by Jay Chou, and "Absolute Obsession" by Sam Lee.

We begin by examining the MuseCoco model [17], which serves as the foundation for our method. MuseCoco is a text-to-music generative model that initially converts text instructions into a set of music attributes and then generates music tokens based on these attributes. Our approach builds upon this attribute-to-music generation model.

In this model, a series of prefix tokens $\mathbf{x} = [x_1, x_2, \dots, x_m]$ encodes the music attributes. Subsequently, the model generates a sequence of music tokens $\mathbf{y} = [y_1, y_2, \dots, y_n]$. For additional details on the tokenization design, we refer to [17]. The model is trained to maximize the log-likelihood of the ground-truth music sequences, as in the standard autoregressive model, namely:

$$\mathcal{L} = - \sum_{i=1}^n \log p(y_i | y_{<i}, x_{1:m}), \quad (1)$$

where $y_{<i}$ indicates historic tokens before i .

One limitation of the MuseCoco model [17] is its focus solely on global music attributes, which describe the overall composition without supporting finer control, such as at the bar level. Fine-grained control is particularly valuable to both musicians and amateurs as it enables users to define specific properties for smaller segments of music. For instance, users can specify the chords³ in each bar and provide a chord progression, and then explore various musical outputs based on that progression. Figure 1 illustrates how different music pieces can share the same chord progression. Beyond its utility for human users, fine-grained bar-level control is also advantageous for automated composition. For example, bar-level music attributes from one piece could be used to conditionally

³Chords are groups of notes played together that act as the foundation of music. They generate harmony and shape the emotional atmosphere of a piece. A sequence of changing chords, known as a chord progression, provides music with its rhythm and supports the melody. Often in music, especially in piano compositions, chords manifest not through simultaneous notes but through sequentially played notes, typically with the left hand, known as a broken chord. The specific chords used in a piece can be identified by analyzing the notes that appear throughout the composition.

regenerate another piece, facilitating style mimicry. Additionally, this level of control can help achieve a closer alignment between the emotional content of lyrics and the corresponding melody, such as matching an intensification of emotion in the lyrics with an ascending melody line.

4 Method

To attain precise control, we present MuseBarControl. This model overcomes the constraints of existing music score generation models that largely produce music based on broad and vague descriptions. Our method consists of three components: (1) we refine the control prompt in MuseCoco [17] to facilitate bar-level control instead of global control. (2) we incorporate an auxiliary task to pre-condition the model and the newly implemented control prompts. (3) we introduce a counterfactual loss to enhance the adherence of the generated music to the bar-level control prompts.

4.1 Control Prompt Augmentation

MuseCoco [17] only incorporates global musical attributes that define the overall character of the music, which cannot achieve fine-grained bar-level control of music generation. To facilitate the latter, we first introduce a scheme to specify the bar-level music attribute. Specifically, MuseBarControl processes a sequence of music attribute tokens $X = X_g, X_1, X_2, \dots, X_b$ as input, where $X_g = x_{g,1}, x_{g,2}, \dots, x_{g,|X_g|}$ comprises $|X_g|$ tokens representing global attributes, and b denotes the number of music bars. Each i th bar $X_i = x_{i,1}, x_{i,2}, \dots, x_{i,|X_i|}$ contains $|X_i|$ tokens representing the attributes at the bar level, e.g., token 24 could indicate the chord of the current bar is ‘‘E:b’’ (see Table 5 in Appendix). Those attributes can be extracted from the training music scores, i.e., from y_1, y_2, \dots, y_n . For example, there are existing algorithms⁴ to extract the chord implies in a given bar based on the distribution of the note pitches in the bar. Position embeddings are added to the bar-level tokens within this sequence X_1, X_2, \dots, X_b , distinguishing each bar’s tokens shown in Figure 2. Tokens corresponding to the same bar are assigned identical position embeddings. Conversely, position embeddings are not used for the global tokens X_g . As a result, the input sequence in our method is encoded as follows:

$$X_g, X_1, X_2, \dots, X_b, [SEP], y_1, y_2, \dots, y_n. \quad (2)$$

A straightforward approach involves fine-tuning the MuseCoco model by optimizing the likelihood of the ground-truth music sequence given the bar-level attributes derived from that same sequence, say:

$$\mathcal{L}_{\mathcal{BFT}} = - \sum_{i=1}^n \log p(y_i | y_{<i}, X), \quad (3)$$

where $\mathcal{L}_{\mathcal{BFT}}$ denotes the **Bar-level Fine-Tuning** loss. In practice, this process can be easily implemented via efficient parameter fine-tuning, such as LoRA [9]. However, as detailed in the experimental section (see Table 1), this method proves to be less effective. We find that the model tends to overlook the newly introduced control prompts in its efforts to maximize the likelihood. Consequently, although the loss decreases, the controllability of the new prompts does not improve. We hypothesize that this issue arises because the new control prompts are randomly initialized and they have not been supported by the foundation. As a result, the MuseCoco model struggles to adequately translate these controls into the music generation process. Furthermore, the model can more readily maximize likelihood by overfitting the data, such as by memorizing the training pieces, thereby diminishing any incentive for the network to adhere to the control signals.

To address this issue, this paper proposes two strategies to improve the controllability of the network.

4.2 Control Prompts Pre-Adaptation via an Auxiliary Task (PA)

The first strategy is to utilize an auxiliary task to pre-adapt the bar-level control mechanism of the MuseCoco model. In this context, ‘‘pre-adapt’’ refers to modifying the embeddings of the control prompts and the LoRA parameters. The auxiliary task is framed to meet two key criteria: firstly, it must be closely related to the task of bar-level controlled generation, ensuring that the parameters refined during the auxiliary task can be effectively transferred to the main generation task. Secondly,

⁴We use the algorithm provided by <https://github.com/Rainbow-Dreamer/musicpy>.

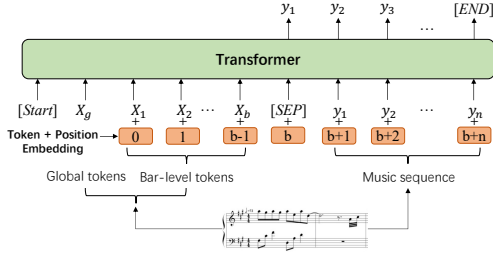


Figure 2: Control prompt augmentation.

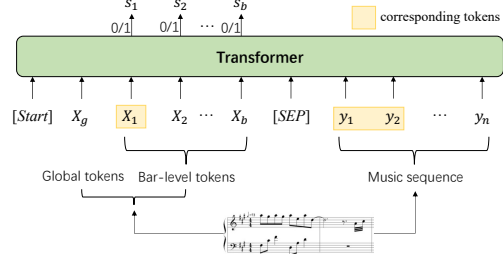


Figure 3: Pre-adapt the bar-level control.

the model can only accomplish the auxiliary task by genuinely utilizing the interactions between the control prompts and the corresponding music tokens. Specifically, to achieve bar-level controlled generation, it is essential for the model to comprehend which music tokens and specific attributes of those tokens are governed by a bar-level prompt. Accordingly, we propose a recognition task: the model is presented with a sequence of bar-level control prompts alongside a sequence of music tokens, and it must determine whether the music sequence conforms to the guidelines set by the bar-level control prompts. For this purpose, we develop new linear projection heads that are trained on the output embeddings of the bar-level control prompts. These projections perform a binary classification task to assess whether the specified bar-level control, as indicated by the control prompt, has been adhered to in the music sequence. This setup is depicted in Figure 3. Successfully completing this task hinges on the accurate correlation between the control prompts and the music tokens, a skill that is directly transferable to controlled music generation.

In our implementation, we randomly select the number of t bars, denoted as \mathcal{M} and $|\mathcal{M}| = t$, and modify the corresponding bar-level tokens in the input to reflect that the attributes of these bars do not match the expected values. Then we create a sequence of ground-truth prediction labels $\{s_i\}$, with $s_i = 1$ for unmodified bar and $s_i = 0$ for modified bars (“1” indicates “match” and “0” indicates “unmatch”). The training loss for this step is expressed as follows:

$$\mathcal{L}_{\mathcal{P},\mathcal{A}} = - \sum_{i \in \mathcal{M}} \log(1 - p(s_i | \mathbf{y}, X')) - \sum_{j \notin \mathcal{M}} \log(p(s_j | \mathbf{y}, X')), \quad (4)$$

where X' represents the set of all bar-level attribute tokens, with modifications made to some bars, such as changing the chord from C: to A:m.

4.3 Improving Controllability via Counterfactual Loss (CF)

The second strategy incorporates the use of a counterfactual loss to verify that the generated tokens are genuinely influenced by the bar-level control prompts. Our rationale is that if the music tokens of a particular bar are truly driven by its associated bar-level control prompt, then altering the control prompt should result in a substantial decrease in the likelihood of those specific music tokens. Specifically, we randomly replace the bar-level attributes $X_i \in \{X_1, X_2, \dots, X_b\}$ with a different value within the attribute, denoted as \bar{X}_i . We then measure the change of the negative log-likelihood of the i th bar’s token, represented by the difference $\mathcal{J}_2 - \mathcal{J}_1$, where $\mathcal{J}_1 = -\frac{1}{|\text{bar}_i|} \sum_{i \in \text{bar}_i} \log p(y_i | y_{<i}, X_g, X_1, \dots, X_i, \dots, X_b)$ is the negative log-likelihood before the change in this bar, and $\mathcal{J}_2 = -\frac{1}{|\text{bar}_i|} \sum_{i \in \text{bar}_i} \log p(y_i | y_{<i}, X_g, X_1, \dots, \bar{X}_i, \dots, X_b)$ indicates the negative log-likelihood after the change in this bar. \bar{X}_i represents a randomly selected attribute token. In our implementation, to enhance the model’s recognition of the governance range of bar-level attributes, we assign \bar{X}_i the same value as X_{i-1} whenever $X_i \neq X_{i-1}$.

This approach is designed to reinforce the model’s awareness of the influence exerted by bar-level attributes. The counterfactual loss is thus defined as:

$$\mathcal{L}_{\mathcal{CF}} = \max\{0, \eta - (\mathcal{J}_2 - \mathcal{J}_1)\}, \quad (5)$$

where the counterfactual loss $\mathcal{L}_{\mathcal{CF}}$ is designed to promote a significant decrease in the log-likelihood when the alignment between the control prompt and the music tokens is disrupted after modifying X_i . η is a margin parameter specifying the desired log-likelihood change.

Overall, our method first pre-adapts the model with the training task described in Section 4.2 and then apply the counterfactual loss together with the bar-level fine-tuning loss:

$$\mathcal{L} = \mathcal{L}_{\text{BFT}} + \lambda \mathcal{L}_{\text{CF}}, \quad (6)$$

where λ is the trade-off hyperparameter.

4.4 Inference

During the inference stage, music sequences are generated on a bar-by-bar basis. Within each bar, up to K sampling attempts are allowed. If a sample accurately reflects the intended bar-level attributes, the generation continues from the subsequent bar. Conversely, if K samples all fail to exhibit the correct attributes, the token with the highest probability is chosen to continue the sequence prediction. When $K = 1$, this process simplifies to a typical auto-regressive model sampling procedure. Generally, a larger K enhances controllability at the expense of reduced sampling efficiency. It is noteworthy that in many cases, the model may produce valid music on the first attempt, implying that the actual number of sampling operations may increase sublinearly with K .

5 Experiments

In this section, we assess our method through a case study focused on bar-level chord control. In other words, the bar-level attribute corresponds to the chord for each bar. This is useful as in music composition, particularly in pop music, it is customary to first establish a chord progression pattern before composing the music. It’s important to note that the objective of our experiment is to evaluate the effectiveness of the proposed methods in enhancing control based on a pre-trained music model. We are not aiming to optimize performance specifically for chord-controlled music generation.

5.1 Experimental Setting

5.1.1 Datasets

In our study, we use the POP909 dataset [22] to train and evaluate the proposed method. This dataset comprises multiple renditions of the piano arrangements for 909 popular songs, totalling approximately 60 hours of music. These arrangements are meticulously crafted by professional musicians and are provided in MIDI format. On average, each song consists of 270 bars. We chose this dataset for two reasons: (1) Pop music typically features distinct chord progression patterns, making it ideal for this study. (2) Pop piano music is more accessible for general audiences to evaluate its quality. Following [17], we randomly selected three 16-bar clips from each MIDI file. From these clips, global attributes are extracted from the entire clip, while bar-level attributes—chords, are extracted from each individual bar within the 16-bar length clip. The specific predefined musical attribute values, including global attributes sourced from the MuseCoco project [17] and chord attributes derived from MIDI files, are displayed in Appendix A.1. Details regarding the distribution of chords within this dataset are provided in Appendix A.3. To convert the MIDI files into token sequences, we employ a REMI-like representation method [11]. For training, validation, and testing purposes, we partition the songs into three sets, with a split ratio of 8:1:1 for training, validation, and testing, respectively.

5.1.2 Implementation details

We employ the Linear Transformer architecture as our backbone model [12], configured with a causal attention mechanism spanning 24 layers and utilizing 24 attention heads. The hidden size is set to 2048, while the feedforward network (FFN) hidden size is 8192. During the training phase, we began by initializing the MuseCoco-base weights [17] with fp16 precision and subsequently applied a fine-tuning approach. Within the attention layers, LoRA Adapters [9] was incorporated, with a rank size of $r = 8$. The maximum sequence length was set to 5120. We use validation performance to set the margin η to 0.05. To execute the fine-tuning process, we utilized 4 40GB-A100 GPUs, conducting 50 epochs for the first strategy (PA), and 40 epochs for the second strategy (BFT and CF). We utilize a batch size of 4 and employ the Adam optimizer [13] with a learning rate of 2×10^{-4} , incorporating a warm-up step of 16,000 and an invert-square-root decay schedule. For inference, we consider the top 15 highest probabilities as potential prediction hypotheses and perform sampling $K = 15$ times.

Table 1: Comparative analysis of objective and subjective evaluations among MuseCoco, BFT, and MuseBarControl.

Method	Musicality (%)	Chord Acc. (%)	Average Global Attribute Acc. (%)
MuseCoco	40.63	-	78.14
BFT	-	65.27	81.54
MuseBarControl	43.75	78.33	82.55

5.1.3 Compared models

In this investigation, we conduct a comparative analysis between our proposed method and **MuseCoco** [17] for symbolic music generation. Since MuseCoco is only fed with global musical attributes, we examine MuseCoco with **Bar-level Fine-Tuning**, represented as **BFT** which builds upon the MuseCoco model by incorporating bar-level training techniques. This approach involves aligning the music attributes with each bar chord in the input.

5.1.4 Objective evaluation

- **Chord Accuracy:** We use chord accuracy to evaluate the alignment between the prompted chords and the chords generated during the symbolic music generation process. This measure provides insight into the bar-level controllability afforded by our proposed method.
- **Global Attribute Accuracy:** We use global attribute accuracy to evaluate the alignment between prompted global musical attributes and those generated during the inference process. This metric offers insight into the sample-level controllability of our method.

5.1.5 Subjective evaluation

- **Musicality:** measures the extent to which generated music resembles music created by humans.

We randomly selected 20 pieces of music generated by MuseCoco performed with piano and our model and created a survey. We then enlisted 16 piano teachers to evaluate which pieces resembled human-created music more closely. The survey options were ‘Music 1’, ‘Music 2’, or ‘Similar’, where Music 1 and Music 2 were randomly assigned to either the MuseCoco generation or ours ⁵. The degree of musicality was gauged based on the percentage of votes received for each option.

5.2 Compared with MuseCoco

Table 1 presents the results of both objective and subjective evaluations. The findings are as follows: 1) In terms of musicality, MuseBarControl achieves performance comparable to MuseCoco, with scores of 43.75% versus 40.63% respectively (the full survey statistic is shown in Figure 4.). This equivalence in scores demonstrates that MuseBarControl preserves the musicality inherent in MuseCoco. 2) Regarding chord accuracy, MuseCoco lacks the capability to generate specific chords aligned with each bar. Compared to BFT, MuseBarControl exhibits a significant improvement in chord accuracy by 13.06%, underscoring its enhanced controllability at the bar level. 3) Concerning average global attribute accuracy, MuseBarControl outperforms BFT by a slight margin of 1.01%, and both show a substantial improvement over MuseCoco. The data indicates that aligning music attributes with each bar chord in the input significantly enhances global attribute accuracy. This improvement suggests that the effective generation of bar-level attributes can positively influence global attribute generation.

5.3 Ablation Study

5.3.1 Component-wise analysis

In this section, we conduct ablation studies to evaluate the impact of each component within our method. The findings are detailed in Table 2. From the table, it can be seen that employing BFT alone only yields a chord accuracy of 65.27% during the inference stage. Notably, the inclusion of PA or CF significantly enhances performance, with improvements of 6.95% and 5.88%, respectively.

⁵We have included the 20 pieces in the Supplementary Material and converted the MIDI files to MP3 format.

Table 2: Analyzing the impact of proposed components on chord accuracy. Results Based on $K = 15$ sampling times.

BFT	PA	CF	Chord Accuracy (%)
✓	×	×	65.27
✓	✓	×	72.22
✓	×	✓	71.15
✓	✓	✓	78.33

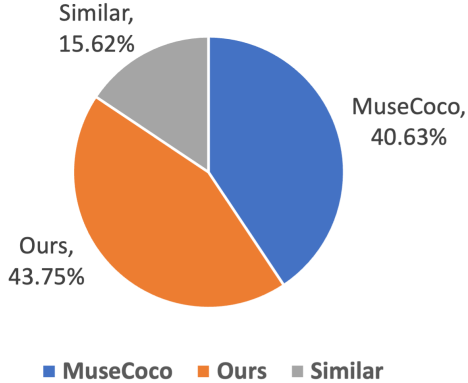


Figure 4: The vote percentages of music generated by MuseCoco and our method, as judged by 16 piano teachers for similarity to human creation.

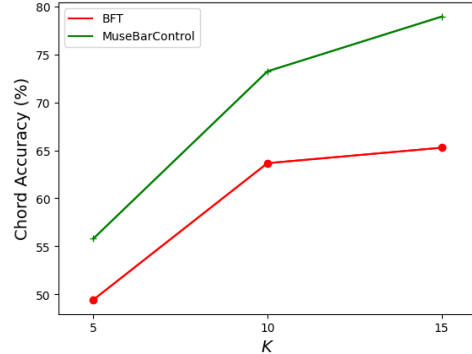


Figure 5: Chord accuracy of BFT and MuseBarControl w.r.t. the number of different K .

This highlights the critical roles that PA and CF play in improving chord recognition and enhancing bar-level control. Furthermore, the simultaneous use of PA and CF leads to the best performance, achieving a substantial increase in chord accuracy from 72.22% to 78.33% with PA and from 71.15% to 78.33% with CF. These components enhance chord accuracy from distinct perspectives: PA aligns bar-level attributes and musical sequences as input, helping the model to effectively capture the relationships between bar-level attributes and corresponding music sequences; CF is designed to ensure the model correctly responds to the prefix bar-level prompts and avoids the trivial solution of generating the next tokens solely based on previous tokens.

5.3.2 Impact of K — the number of sampling in inference

In our method, during the inference phase, we select music sequences bar-by-bar from the K sampling attempts. This section explores the impact of the value of K . Figure 5 displays the accuracy achieved with different K values. The results indicate that as K , the number of sampling attempts, increases, chord accuracy rises significantly. Additionally, compared to BFT, MuseBarControl consistently delivers superior performance across various K values, with the performance gap between BFT and MuseBarControl widening as K increases.

5.3.3 Impact of the parameter λ

To assess the impact of the parameter λ , we conducted experiments using varying values of λ . Table 3 presents the chord accuracy corresponding to five different settings of λ . As observed, when λ is set to 0, the approach defaults to PA+BFT. As λ increases from 0 to 1e3, there is a gradual improvement in chord accuracy, reaching a peak of 78.33% when λ is approximately 1e3. Beyond this point, the performance begins to decline slightly.

5.4 Complexity Analysis

Assuming the length of the music sequence is n and the number of sampling attempts per bar is K , the time complexity of the inference step in MuseCoco is $O(n)$, whereas in our method it is $O(Kn)$.

Table 3: Chord accuracy (%) of the proposed method with different λ .

λ	Chord Accuracy
0	72.22
1e1	73.79
1e2	76.42
1e3	78.33
1e4	76.64

Table 4: The average inference time on MuseCoco and our method per sample. $K = 5$ and $K = 15$ denote the number of samples in inference. The inference times were measured on an NVIDIA RTX 4090 GPU.

Method	Runtime
MuseCoco	3 mins
Ours ($K = 5$)	4 mins
Ours ($K = 15$)	6 mins

Although the time complexity scales with the number of sampling attempts K , the actual sampling often terminates earlier if the model successfully matches the chord early on. Consequently, the average number of samples taken at each bar is typically less than K . The average inference time per sample is presented in Table 4.

5.5 Comments from Musician and Composer

We invited musicians to provide feedback on the music created by our system and composers to experience how our system aids the creative process. Their guidance and comments are as follows:

From Musician: *“I was truly impressed by the music produced by this system; its performance is remarkable. The quality of the music is very similar to that of human compositions, and some of the bar chord arrangements are astonishing”*.

From Composer: *“This system for chord arrangement and music creation significantly reduces my composition time. I found it to be a great source of inspiration. For instance, when I wanted to arrange the next chord as an A:m chord, the system provided many options to choose from. However, it uses a lot of broken chords, which composers typically don’t use as frequently in their compositions. It would be beneficial if this aspect could be improved in the future”*.

6 Limitation and Future Work

This work focuses on attribute-to-music generation, directly specifying attribute values to control the bar-level music generation process. However, this approach may not be user-friendly for those who prefer to use text descriptions for control. Therefore, in the future, we aim to develop a more user-friendly interface that allows bar-level music generation from text descriptions, enabling users to create and edit bars using natural language. Also, we plan to build a system incorporating more diverse control signals.

7 Conclusion

In this paper, we introduce MuseBarControl, a method that allows for finer detail control at the level of individual bars, significantly advancing the field of automated music score composition and alignment. This innovative approach offers substantial value and potential for both musicians and amateurs, enhancing creative efficiency and providing greater control over the composition process. Our solution contains two innovative strategies that enhance bar-level control without compromising the quality of the music produced. These designs enable the model to accurately adapt to the adjusted bar-level attributes as new control prompts, thereby achieving impressive bar-level controllability.

Our research demonstrates the feasibility of bar-level editing in AI technologies. Successful results in chord control and generation, as shown in Appendix A.2, suggest that more bar-level attributes, such as melody trends, can be explored in the future. We hope that further inspiration for bar-level attributes will enhance the ability to edit and control bar generation, thereby improving music creation. It is possible to adopt MuseBarControl for more bar-level attribute edits like melody trends. We hope MuseBarControl will be even more useful with additional bar-level attributes, utilizing the proposed two training strategies.

References

- [1] A. Agostinelli, T. I. Denk, Z. Borsos, J. Engel, M. Verzetti, A. Caillon, Q. Huang, A. Jansen, A. Roberts, M. Tagliasacchi, et al. Musiclm: Generating music from text. *arXiv preprint arXiv:2301.11325*, 2023.
- [2] H. C.-Z. Anna, V. Ashish, U. Jakob, S. Ian, H. Curtis, S. Noam, M. Dai Andrew, D. Monica, E. Douglas, et al. Music transformer: Generating music with long-term structure. *Proceedings of International Conference on Learning Representations*, 2018.
- [3] J.-P. Briot, G. Hadjeres, and F.-D. Pachet. Deep learning techniques for music generation—a survey. *arXiv preprint arXiv:1709.01620*, 2017.
- [4] N. Collins. Musical form and algorithmic composition. *Contemporary Music Review*, 28(1):103–114, 2009.
- [5] J. Copet, F. Kreuk, I. Gat, T. Remez, D. Kant, G. Synnaeve, Y. Adi, and A. Défossez. Simple and controllable music generation. *Advances in Neural Information Processing Systems*, 36, 2024.
- [6] H.-W. Dong, W.-Y. Hsiao, L.-C. Yang, and Y.-H. Yang. Musegan: Multi-track sequential generative adversarial networks for symbolic music generation and accompaniment. In *Proceedings of the AAAI Conference on Artificial Intelligence*, volume 32, 2018.
- [7] J. D. Fernández and F. Vico. Ai methods in algorithmic composition: A comprehensive survey. *Journal of Artificial Intelligence Research*, 48:513–582, 2013.
- [8] H. A. García Salas, A. Gelbukh, H. Calvo, and F. Galindo Soria. Automatic music composition with simple probabilistic generative grammars. *Polibits*, (44):59–65, 2011.
- [9] E. J. Hu, Y. Shen, P. Wallis, Z. Allen-Zhu, Y. Li, S. Wang, L. Wang, and W. Chen. Lora: Low-rank adaptation of large language models. *arXiv preprint arXiv:2106.09685*, 2021.
- [10] Q. Huang, A. Jansen, J. Lee, R. Ganti, J. Y. Li, and D. P. Ellis. Mulan: A joint embedding of music audio and natural language. *arXiv preprint arXiv:2208.12415*, 2022.
- [11] Y.-S. Huang and Y.-H. Yang. Pop music transformer: Beat-based modeling and generation of expressive pop piano compositions. In *Proceedings of the 28th ACM international conference on multimedia*, pages 1180–1188, 2020.
- [12] A. Katharopoulos, A. Vyas, N. Pappas, and F. Fleuret. Transformers are rnns: Fast autoregressive transformers with linear attention. In *International conference on machine learning*, pages 5156–5165. PMLR, 2020.
- [13] D. P. Kingma and J. Ba. Adam: A method for stochastic optimization. *arXiv preprint arXiv:1412.6980*, 2014.
- [14] M. W. Lam, Q. Tian, T. Li, Z. Yin, S. Feng, M. Tu, Y. Ji, R. Xia, M. Ma, X. Song, et al. Efficient neural music generation. *Advances in Neural Information Processing Systems*, 36, 2024.
- [15] J. Li, T. Tang, W. X. Zhao, J.-Y. Nie, and J.-R. Wen. Pretrained language models for text generation: A survey. *arXiv preprint arXiv:2201.05273*, 2022.
- [16] C.-H. Liu and C.-K. Ting. Computational intelligence in music composition: A survey. *IEEE Transactions on Emerging Topics in Computational Intelligence*, 1(1):2–15, 2016.
- [17] P. Lu, X. Xu, C. Kang, B. Yu, C. Xing, X. Tan, and J. Bian. Musecoco: Generating symbolic music from text. *arXiv preprint arXiv:2306.00110*, 2023.
- [18] R. OpenAI. Gpt-4 technical report. arxiv 2303.08774. *View in Article*, 2(5), 2023.
- [19] A. Radford, J. W. Kim, C. Hallacy, A. Ramesh, G. Goh, S. Agarwal, G. Sastry, A. Askell, P. Mishkin, J. Clark, et al. Learning transferable visual models from natural language supervision. In *International conference on machine learning*, pages 8748–8763. PMLR, 2021.
- [20] X. Ren and L. Liu. You can generate it again: Data-to-text generation with verification and correction prompting. *arXiv preprint arXiv:2306.15933*, 2023.
- [21] F. Schneider, O. Kamal, Z. Jin, and B. Schölkopf. Mo[^]usai: Text-to-music generation with long-context latent diffusion. *arXiv preprint arXiv:2301.11757*, 2023.
- [22] Z. Wang, K. Chen, J. Jiang, Y. Zhang, M. Xu, S. Dai, X. Gu, and G. Xia. Pop909: A pop-song dataset for music arrangement generation. *arXiv preprint arXiv:2008.07142*, 2020.
- [23] S. Wu and M. Sun. Exploring the efficacy of pre-trained checkpoints in text-to-music generation task. *arXiv preprint arXiv:2211.11216*, 2022.
- [24] A. K. Yanchenko and S. Mukherjee. Classical music composition using state space models. *arXiv preprint arXiv:1708.03822*, 2017.
- [25] A. Ycart, E. Benetos, et al. A study on lstm networks for polyphonic music sequence modelling. *ISMIR*, 2017.

- [26] B. Yu, P. Lu, R. Wang, W. Hu, X. Tan, W. Ye, S. Zhang, T. Qin, and T.-Y. Liu. Museformer: Transformer with fine-and coarse-grained attention for music generation. *Advances in Neural Information Processing Systems*, 35:1376–1388, 2022.
- [27] Y. Zhang, Z. Wang, D. Wang, and G. Xia. Butter: A representation learning framework for bi-directional music-sentence retrieval and generation. In *Proceedings of the 1st workshop on nlp for music and audio (nlp4musica)*, pages 54–58, 2020.
- [28] P. Zhu, C. Pang, Y. Chai, L. Li, S. Wang, Y. Sun, H. Tian, and H. Wu. Ernie-music: Text-to-waveform music generation with diffusion models. *arXiv preprint arXiv:2302.04456*, 2023.

A Appendix

A.1 Pre-defined Musical Attributes

Table 5 displays the global attributes and their values, as well as the bar-level chord attributes and their values.

Table 5: Global and bar-level attribute value. “NA” indicates that the attribute is not mentioned in the text, while “N.C.” denotes the absence of any chords.

Type	Attribute	Values
Global	Instrument	piano. 0: played, 1: not played, 2:NA
	Pitch Range	0-11: octaves, 12:NA
	Rhythm Intensity	0: serene, 1: moderate, 2: intense, 3: NA
	Bar	0: 1-4 bars, 1: 5-8 bars, 2: 9-12 bars, 3: 13-16 bars, 4: NA
	Time Signature	0: 4/4, 1: 2/4, 2: 3/4, 3: 1/4, 4: 6/8, 5: 3/8, 6: others, 7: NA
	Key	0: major, 1: minor, 2: NA
	Tempo	0: slow (≤ 76 BPM), 1: moderato (76-120 BPM), 2: fast (≥ 120 BPM), 3: NA
	Time	0: 0-15s, 1: 15-30s, 2: 30-45s, 3: 45-60s, 4: >60s, 5: NA
Bar-level	Chord	0: C:, 1: C:m, 2: C:+, 3: C:dim, 4: C:7, 5: C:maj7, 6: C:m7, 7: C:m7b5, 8: C#:, 9: C#:m, 10: C#:+, 11: C#:dim, 12: C#:7, 13: C#:maj7, 14: C#:m7, 15: C#:m7b5, 16: D:, 17: D:m, 18: D:+, 19: D:dim, 20: D:7, 21: D:maj7, 22: D:m7, 23: D:m7b5, 24: Eb:, 25: Eb:m, 26: Eb:+, 27: Eb:dim, 28: Eb:7, 29: Eb:maj7, 30: Eb:m7, 31: Eb:m7b5, 32: E:, 33: E:m, 34: E:+, 35: E:dim, 36: E:7, 37: E:maj7, 38: E:m7, 39: E:m7b5, 40: F:, 41: F:m, 42: F:+, 43: F:dim, 44: F:7, 45: F:maj7, 46: F:m7, 47: F:m7b5, 48: F#:, 49: F#:m, 50: F#:+, 51: F#:dim, 52: F#:7, 53: F#:maj7, 54: F#:m7, 55: F#:m7b5, 56: G:, 57: G:m, 58: G:+, 59: G:dim, 60: G:7, 61: G:maj7, 62: G:m7, 63: G:m7b5, 64: Ab:, 65: Ab:m, 66: Ab:+, 67: Ab:dim, 68: Ab:7, 69: Ab:maj7, 70: Ab:m7, 71: Ab:m7b5, 72: A:, 73: A:m, 74: A:+, 75: A:dim, 76: A:7, 77: A:maj7, 78: A:m7, 79: A:m7b5, 80: Bb:, 81: Bb:m, 82: Bb:+, 83: Bb:dim, 84: Bb:7, 85: Bb:maj7, 86: Bb:m7, 87: Bb:m7b5, 88: B:, 89: B:m, 90: B:+, 91: B:dim, 92: B:7, 93: B:maj7, 94: B:m7, 95: B:m7b5, 96: N.C.

A.2 Piano Rolls Analysis

A.2.1 Canon-Style Case Generation

We conducted experiments using the “Canon chord progression”, as shown in Figure 1, to generate new melodies. In addition, we applied different global attributes to generate distinct melodies while maintaining the Canon style. The global attributes for the first case are 4 octaves, intense intensity, moderato tempo, and minor key. For the second case, the attributes are 2 octaves, moderate intensity, fast tempo, and major key. The piano rolls for these two cases are displayed in Figure 6, and the

C: G: A:m E:m F:

Chord

Case 1

Case 2

Figure 6: Two generated examples using “Canon chord progression” with different global attribute controls.

Chord: F: F: F: C: C: C: C:

Chord: G: A:m A:m A:m A:m A:m A:m A:m A:m A:m

Chord: A:m A:m A:m A:m A:m A:m F:maj7 F: F:

Chord: F: F: F: F: F: F: G: G: G: E:m7

Figure 7: Some good cases of generated piano rolls, where the chords in the generated music perfectly align with the prompts.

Figure 8 displays three examples of failure cases in generated piano rolls, where the chords in the music do not align with the prompts, highlighted by red boxes.

Example 1 (Measures 1-16):

Chord: C: A:m7 A:m A:m A:m A:m7 A:m7 A:m A:m A:m C: A:m7 A:m7 A:m A:m D:m
 Prompt: A:m A:m7 A:m7 E:m E:m E:m A:m7 A:m A:m A:m C: A:m7 A:m7 A:m D:m D:m

Example 2 (Measures 8-14):

Chord: A:m A:m A:m F: D:m7 D:m7 D:m7
 Prompt: A:m7 A:m A:m D:m7 A:m D:m7 E:m7

Example 3 (Measures 4-14):

Chord: A:m A:m D:m A:m A:m A:m7 G: E:m7 E:m7 D:m A:m
 Prompt: A:m A:m A:m7 A:m7 A:m A:m7 A:m E:m7 D:m D:m D:m

Figure 8: Examples of failure cases in generated piano rolls, where the chords in the music do not align with the prompts, highlighted by red boxes.

audio can be found in the Supplementary Material. Interestingly, we found that both cases retain the Canon style, with melodies that are comfortable, beautiful, and distinctly Canon-like.

A.2.2 Good Cases

We selected some successful cases from our testing where the generated chords perfectly align with the prompts at the bar level, as shown in Figure 7. This demonstrates the proposed method’s strong ability to control each bar’s generation with the correct chords.

A.2.3 Failure Cases

We also selected some failure cases to analyze and observe how the model failed to generate the correct chords in each bar, as shown in Figure 8. In these instances, we found that some prompt chords, such as A:m7, were incorrectly generated as A:m, and D:m7 was incorrectly generated as F:. Additionally, the model frequently confused D:m, D:m7, and E:m7. This indicates that the model sometimes struggles to differentiate between similar chords (e.g., A:m: A-C-E vs A:m7: A-C-E-G; D:m7: D-F-A-C vs F: F-A-C).

A.3 Chord Proportions.

The complete chord distribution is presented in Table 6. As shown, the common chords in the POP909 dataset include C, C:maj7, D, D:m, D:m7, E, E:m, E:m7, F, F:maj7, G, A:m, and A:m7. Some chords, however, never appear in the dataset, such as D:+, E:+, F:+, F:m7b5, F#:+, F#:7, G:+, Ab:+, Ab:m7b5, A:+, Bb:+, Bb:dim, Bb:m7b5, B:+, and B:maj7. Given that the selected dataset primarily

* 01 Which music is more like human creation?




Music 1

Music 2

similar

* 02 Which music is more like human creation?



Music 1

Figure 9: Screenshot of Musicality Judgment Data Collection: MuseCoco vs. Our Method.

Table 6: Statistics of chord proportions in the POP909 dataset. **blue** represents the chord and its proportion more than 1%. Since the selected dataset mainly focuses on popular music, it does not cover all possible chords. However, to ensure the scalability of the method, we uniformly model all chords.

Chord	Proportion (%)	Chord	Proportion (%)	Chord	Proportion (%)
C:	17.11	E:m	6.97	Ab:+	0
C:m	0.13	E:+	0	Ab:dim	0.04
C:+	0.08	E:dim	0.05	Ab:7	0.02
C:dim	0.01	E:7	0.21	Ab:maj7	0.06
C:7	0.17	E:maj7	0.01	Ab:m7	0.01
C:maj7	1.62	E:m7	3.24	Ab:m7b5	0
C:m7	0.05	E:m7b5	0.03	A:	0.63
C:m7b5	0.01	F:	9.94	A:m	18.31
C#:	0.38	F:m	0.57	A:+	0
C#:m	0.02	F:+	0	A:dim	0.01
C#:+	0.01	F:dim	0.01	A:7	0.07
C#:dim	0.02	F:7	0.02	A:maj7	0.02
C#:7	0.01	F:maj7	2.25	A:m7	3.91
C#:maj7	0.06	F:m7	0.12	A:m7b5	0.01
C#:m7	0.02	F:m7b5	0	Bb:	0.52
C#:m7b5	0.01	F#:	0.16	Bb:m	0.23
D:	1.18	F#:m	0.09	Bb:+	0
D:m	8.03	F#:+	0	Bb:dim	0
D:+	0	F#:dim	0.20	Bb:7	0.01
D:dim	0.06	F#:7	0	Bb:maj7	0.07
D:7	0.18	F#:maj7	0.04	Bb:m7	0.08
D:maj7	0.03	F#:m7	0.05	Bb:m7b5	0
D:m7	3.02	F#:m7b5	0.08	B:	0.07
D:m7b5	0.09	G:	14.13	B:m	0.21
Eb:	0.16	G:m	0.17	B:+	0
Eb:m	0.09	G:+	0	B:dim	0.22
Eb:+	0.02	G:dim	0.01	B:7	0.01
Eb:dim	0.01	G:7	0.98	B:maj7	0
Eb:7	0.01	G:maj7	0.08	B:m7	0.12
Eb:maj7	0.03	G:m7	0.12	B:m7b5	0.48
Eb:m7	0.05	G:m7b5	0.01	N.C.	0.37
Eb:m7b5	0.01	Ab:	0.45		
E:	1.84	Ab:m	0.01		

focuses on popular music, it does not encompass all possible chords. Nonetheless, to ensure the scalability of our method, we uniformly model all chords.

A.4 Human Evaluation

Figure 9 shows the voting interface.