

Magnetic nutation induced by anisotropic RKKY interaction in magnetic semiconductors

H. Kachkachi

*Université de Perpignan Via Domitia, Laboratoire PROMES-CNRS (UPR 8521),
Rambla de la Thermodynamique, Tecnosud, 66100 Perpignan, FRANCE.*

(Dated: June 24, 2024)

We consider a system with both charge and spin degrees of freedom, such as a magnetic semiconductor, composed of two subsystems: 1) a gas of noninteracting conduction electrons and 2) a ferromagnet of localized spins, the two being coupled by the Vonsovskii (*sd*) local interaction. The whole system is submitted to external electrical and magnetic disturbances. Using the Feynman-Schwinger approach to integrate out the faster (Grassmann) charge degrees of freedom associated with the conduction electrons, we derive an effective Hamiltonian for the localized spins. We find that the effective field responsible for the conduction-band splitting induces an anisotropic effective exchange coupling in the form of an XXZ spin model. As an application of this general formalism, we study the dynamics of the net magnetic moment of the effective spin model and show that the anisotropy of the exchange coupling leads to a nutational motion of the magnetization with much higher frequencies than the usual precession, which is also modified by the same token. We have derived analytical expressions for the modified precession and low-lying nonuniform modes and compared them with the numerical simulations. We have shown that the frequency (amplitude) of the nutation modes decreases (increases) with the band splitting field. The study of this phenomenon in magnetic semiconductors should open up new routes for new control in spin-based electronics.

I. INTRODUCTION

Semiconductors and magnetic materials play an essential role in modern electronics. In electronic and optical semiconductors, the charge degrees of freedom are used to process information, whereas in magnetic materials the spin is utilized to store information. One of the main ideas that have been driving the developments of the last few decades is to combine the properties of both materials for possible spin-electronic applications with enhanced functionalities [1, 2]. This combination has been achieved in diluted magnetic semiconductors (DMS) by doping a nonmagnetic semiconductor with magnetic elements [3]. The advent of spintronics based on the manipulation of spin polarized currents has triggered an active search for ferromagnetic semiconductors (FMS) and the discovery of long range ferromagnetism beyond room temperature. Indeed, the discovery of ferromagnetism in doped semiconductors with high transition temperatures has led to a renewed interest in DMS [4–8]. Besides their potential applications, magnetic semiconductors (MS) have attracted considerable attention owing to the fundamental mechanism and nature of their ferromagnetic state and the underlying magnetic cooperative phenomena arising from the new spin degrees of freedom. Likewise, magnetic materials such as EuO and EuS have been actively investigated for decades because they exhibit a high degree of symmetry and isotropy as well as short-range magnetic interaction, making them simple model spin systems [9–13], and for their widely recognized potential applications [14–17].

A branch of spintronics applications focuses on information storage on magnetic media by reversing the magnetization direction using various means, such as an external magnetic field initially applied opposite to the magnetization state. The efficiency of this (damped) switching process is limited by the macroscopic relaxation time of the magnetization which is on the order of 100 ps. More efficient switching processes, achieving ultra-fast magnetization reversal, can be achieved using picosecond magnetic field pulses perpendicular to the magnetization direction [18]. In general, the dynamics of magnetization in a magnetically ordered material is governed by precession. However, if the latter is somehow disturbed so that the rotation axis is no longer aligned with the angular momentum, an additional motion appears known as *magnetic nutation*, similar to what occurs in the case of a mechanical gyroscope when an external force tilts its rotation axis away from the direction of the gravity field. For decades, magnetization nutation was ignored as being a spurious effect on top of precession. However, wide attention has recently been drawn towards this phenomenon owing to the recent experimental observations of nutational oscillation at THz frequencies in thin films [19–22]. In fact, spin nutation was investigated a few decades ago in NMR [23], optical resonance [24] and EPR [25–27]. It was then predicted in Josephson junctions [28–32] and was later developed using various approaches based on relativistic quantum mechanics, first principles [33, 34], and electronic structure theory [35–39]. More recent theoretical investigations deal with the magnetization nutation in metallic ferromagnets as being induced by magnetic inertia due the nonadiabatic contribution of the environment degrees of freedom [40–42]. Magnetic inertia has also been introduced within a macroscopic approach [43–46] through an extended version of the Landau-Lifshitz-Gilbert equation [47, 48]. Recently, it has been shown [49, 50] that spin misalignment induced by surface effects in nanoscale magnetic systems trigger nutational oscillations of the magnetization at several frequencies in the GHz-THz range.

One of the most important features of MS (FMS and DMS) is that their magnetic properties, such as the ferromagnetic phase transition and spin excitations dynamics can be controlled by the interaction between the spins of itinerant carriers and the spins of the localized magnetic ions, the so called sd coupling. This provides us with a handle to control their magnetic properties by light through its action on the charge degrees of freedom. Indeed, several recent experiments have used time-resolved optical techniques to demonstrate electrical control of coherent electron-spin dynamics in nonmagnetic semiconductor hetero-structures. Since this exploits variations in the spin-orbit interaction due to compositional gradients, the energy of these effects in conventional semiconductors, however, is on the eV scale and is manifested as variations in the spin precession frequency in the GHz range. In contrast, THz electron spin precession frequencies can be easily achieved in MS due to the sd exchange interaction. This coupling leads to large spin splittings in the conduction band states on the order of 10-100 meV [51, 52], thus matching the THz regime of spin nutation. This is the reason we believe that it is quite relevant and timely to study magnetic nutation in MS and, in particular, DMS whose outstanding properties and functionalities stem from the complex structure of their valence band and the effect of long-range carrier-mediated exchange (RKKY) interaction. More precisely, it is important to investigate their low-lying energy states which contribute to both equilibrium (M_s and T_C) and nonequilibrium magnetic properties (FMR and relaxation).

Objectives and plan of the paper: The prime objective of the present work is to study magnetic nutation induced in MS by the effective field that is responsible for the band splitting between spin-up and spin-down bands. For this purpose, we plan the following: In the next Section, we consider a magnetic semiconductor composed of a subsystem of conduction electrons coupled to the subsystem of localized spins. We then present the general formalism of path integrals that consists in integrating over the Grassmann variables related with the fast charge degrees of freedom and derive the effective spin Hamiltonian for the localized spins. Next, we compute the long-range effective exchange couplings in Fourier space, which turn out to be anisotropic, and discuss the low-lying excitation modes (precession and long-wavelength modes). In the last Section, we derive the spatial dependence of the effective exchange couplings and use them to perform a numerical simulation of the magnetization dynamics of the effective spin system. We then infer the frequencies of the low-lying modes and compare the results with our analytical expressions.

II. MODEL HAMILTONIAN AND HYPOTHESES

A crystal becomes a conductor when free electrons and holes appear in it. The model proposed by Vonsovsky in 1971 [see the review by Irkhin 53 and references therein] for a magnetic semiconductor (MS) presumes that all electrons in the crystal can be subdivided into the localized ones that form partially filled ionic d - or f -shells and the de-localized ones occupying s -type states. Since the former are localized and the latter are de-localized (carriers), this model is termed the cl model. This is also sometimes called the sd -model.

Accordingly, we consider a magnetic semiconductor as being composed of two subsystems: 1) the subsystem of conduction electrons and 2) the subsystem of localized spins. The two subsystems are coupled by the sd interaction of the conduction electron spin s_i with the localized spins S_i . The corresponding contributions to the total Hamiltonian are described below.

Conduction electrons The Hamiltonian of the conduction electrons is given by

$$\mathcal{H}_e = \mathcal{H}_K + \mathcal{H}_Z^{(s)} \quad (1)$$

where the first term is the electron kinetic energy,

$$\mathcal{H}_K = \eta \sum_{\langle i,j \rangle} \sum_{\sigma} C_{i,\sigma}^+ C_{j,\sigma} \quad (2)$$

with $C_{i,\sigma}^+$ and $C_{i,\sigma}$ being the creation and annihilation operators of the electron and η the nearest-neighbor hopping energy. We will consider the simplest case of a one-band model for which the electrons are in the Bloch state with quasi-momentum \mathbf{k} and spin σ [See Ref. 54].

In Eq. (1), $\mathcal{H}_Z^{(s)}$ is the Zeeman energy of the electrons in the external (DC) magnetic field \mathbf{H}_0 , *i.e.* $\mathcal{H}_Z^{(s)} = -g_e \mu_B \mathbf{H}_0 \cdot \sum_i \mathbf{s}_i$. In the present approach, we will use the representation of the conduction electron spin in terms of the creation and annihilation operators, *i.e.* $\mathbf{s}_i = (\hbar/2) \sum_{\alpha,\beta} C_{i,\alpha}^+ \boldsymbol{\sigma}_{\alpha\beta} C_{i,\beta}$, with $\boldsymbol{\sigma}$ being the vector of the usual Pauli matrices. Therefore, upon performing the Fourier transformation

$$C_{\alpha}(\mathbf{r}) = \frac{1}{\sqrt{V}} \sum_{\mathbf{k}} e^{-i\mathbf{k}\cdot\mathbf{r}} C_{\mathbf{k}\alpha}, C_{\alpha}^{\dagger}(\mathbf{r}) = \frac{1}{\sqrt{V}} \sum_{\mathbf{k}} e^{i\mathbf{k}\cdot\mathbf{r}} C_{\mathbf{k}\alpha}^{\dagger}, \quad (3)$$

the total Hamiltonian of the subsystem of conduction electrons becomes

$$\mathcal{H}_e = \sum_{\mathbf{k}} E_{\mathbf{k}} \sum_{\sigma} C_{\mathbf{k}\sigma}^{\dagger} C_{\mathbf{k}\sigma} - \sum_{\alpha,\beta} \sum_{\mathbf{k}} C_{\mathbf{k}\alpha}^{\dagger} (\boldsymbol{\xi} \cdot \boldsymbol{\sigma}_{\alpha\beta}) C_{\mathbf{k}\beta} \quad (4)$$

where

$$E_{\mathbf{k}} = z\eta t_{\mathbf{k}}, \quad t_{\mathbf{k}} = \frac{1}{z} \sum_{\mathbf{a}} e^{i\mathbf{k}\cdot\mathbf{a}} = \frac{1}{d} \sum_{\alpha=x,y,z} \cos(ak_{\alpha}),$$

$$\boldsymbol{\xi} = \frac{1}{2} \gamma_s \mu_B \mathbf{H}_0.$$

d is the dimension of space, z the coordination number and a the lattice spacing.

Localized spins The subsystem of localized spins subjected to an external magnetic field \mathbf{H}_0 can be described by the (Heisenberg) Hamiltonian[10, 55–57]

$$\mathcal{H}_S = -J \sum_{\langle i,j \rangle} \mathbf{S}_i \cdot \mathbf{S}_j - g_S \mu_B \mathbf{H}_0 \cdot \sum_i \mathbf{S}_i \quad (5)$$

where g_S is the gyromagnetic factor of the local spin.

We note that the superexchange term in Eq. (5) is initially absent in the case of a DMS and the exchange coupling between localized spins appears upon doping with magnetic ions. There is a huge literature on this topic [see the review articles 58–60 and references therein]. In ferromagnetic semiconductors, such as EuO and EuS, this superexchange term couples the spins of Eu atoms. In these compounds, the nearest-neighbor exchange coupling (J_1) between localized spins is the strongest coupling. Indeed, the next-nearest-neighbor coupling (J_2), inferred from specific heat and neutron inelastic scattering diffusion experiments reported in Refs. 10 and 57, is very small ($J_2/J_1 \sim 0.2$).

Electrical disturbance In addition to the magnetic disturbance represented by the Zeeman energy in both (4) and (5), we may include an electric or a charge disturbance in the form[61]

$$\mathcal{H}_{\text{Elec}} = \sum_{\sigma} \int d\mathbf{r} \Phi_{\text{pl}}(\mathbf{r}, t) C_{\sigma}^{\dagger}(\mathbf{r}) C_{\sigma}(\mathbf{r}), \quad (6)$$

where $\Phi_{\text{pl}}(\mathbf{r}, t) = -|e| \varphi_s(\mathbf{r}, t)$.

The latter contribution is added for completeness anticipating on future applications. For example, it will be interesting to investigate the coupling between a plasmonic nanostructure with an FMS[62]. Accordingly, we can consider a system composed of an assembly of metallic (Au, Ag, etc) nano-elements (of a few tens of nanometers in diameter) deposited on top of an FMS, such as EuO and EuS. A monochromatic light beam shed on the nano-elements at appropriate frequencies excites plasmonic modes in the latter leading to the creation of hot spots with enhanced electric field. The latter penetrates (with some attenuation) into the FMS and alters the behavior of the conduction electrons which in turn, through their coupling to the localized spins, affect the excitations spectrum of the latter. Here, the effect of the top layer of nano-elements is regarded as an (external) excitation electromagnetic field, which leads to new contributions in the effective Hamiltonian of localized spins. So the potential in Eq. (6) may stem from the electric field radiated by the assembly of metallic nanoparticles or film excited at their plasmonic resonance by an incident electromagnetic wave.

Total Hamiltonian of the magnetic semiconductor As discussed earlier, the exchange interaction between the localized (ion) spin \mathbf{S}_i at site \mathbf{r}_i and the conduction-electron spin \mathbf{s}_i is given by

$$\mathcal{H}_{sd} = -\lambda \sum_i \mathbf{S}_i \cdot \mathbf{s}_i = -\frac{\lambda}{2} \sum_i \sum_{\alpha,\beta} C_{i,\alpha}^{\dagger} (\mathbf{S}_i \cdot \boldsymbol{\sigma}_{\alpha\beta}) C_{i,\beta} \quad (7)$$

where λ is the sd coupling. This is a local interaction, see Refs. 53, 55, 56, and 63 for extensive discussions.

In the subsequent calculations involving the electron degrees of freedom, we will drop the localized spin Hamiltonian \mathcal{H}_S (5) because it does not involve the electron gas. Therefore, the total Hamiltonian for the charge degrees of freedom, comprising the (free) conduction electron energy (4), the sd coupling (7) and the coupling of the electrons to the external electrical potential (6), reads

$$\mathcal{H} = \sum_{\mathbf{k},\alpha} E_{\mathbf{k}} C_{\mathbf{k}\alpha}^{\dagger} C_{\mathbf{k}\alpha} - \sum_{\alpha,\beta} \sum_{\mathbf{k}} C_{\mathbf{k}\alpha}^{\dagger} (\boldsymbol{\xi} \cdot \boldsymbol{\sigma}_{\alpha\beta}) C_{\mathbf{k}\beta} + \frac{1}{V} \sum_{\mathbf{k},\mathbf{p}} \sum_{\alpha,\beta} C_{\mathbf{k}\alpha}^{\dagger} \Upsilon_{\alpha\beta}(\mathbf{k} - \mathbf{p}, t) C_{\mathbf{p},\beta}, \quad (8)$$

where

$$\Upsilon_{\alpha\beta}(\mathbf{k}, t) \equiv \Phi_{\text{pl}}(\mathbf{k}, t) \delta_{\alpha\beta} - \frac{\lambda}{2} (\mathbf{S}_{\mathbf{k}}(t) \cdot \boldsymbol{\sigma}_{\alpha\beta}). \quad (9)$$

Due to the Zeeman splitting under the effect of the external magnetic field and the internal molecular field (MFA), induced by localized spins \mathbf{S} , the perturbed energies of the free carriers are

$$E_{\mathbf{k},\sigma} \equiv E_{\sigma}(\mathbf{k}) = E_{\mathbf{k}} - \hbar \frac{\sigma}{2} (g\mu_{\text{B}}H_0 + \lambda \langle S^z \rangle). \quad (10)$$

A few remarks are in order.

- In Ref. 64 it was shown that the spin-wave mode is underdamped for low temperatures and overdamped near T_c , see the review 10 for a detailed discussion. Likewise, at low temperature the electronic damping $\gamma_{\text{el}}^{\sigma}$ is extremely small, it is quadratic in the coupling λ and only increases as T_c is approached. Consequently, in the present work, we will ignore the damping $\gamma_{q\sigma}$, since we only consider the low temperature regime where spin-wave theory is valid [13].
- In the following section, we will adopt the path-integral approach for which one chooses the grand-canonical ensemble. Indeed, the density of electrons in a real material fluctuates around the average N/V , which is held fixed by the chemical potential μ as the temperature is varied. Then, if we adopt a parabolic dispersion for the conduction electrons, we write $E_{\mathbf{k}} = \hbar^2 k^2 / 2m - \mu$.
- According to Eq. (10), the (rigid) band splitting between the spin-up and spin-down bands is caused by the effective field Ξ comprising the external magnetic field and the internal molecular field, *i.e.*

$$\Xi = \xi + \frac{\lambda}{2} \langle S^z \rangle. \quad (11)$$

This splitting parameter will appear in all subsequent calculations via the ratio Ξ/ϵ_{F} , where ϵ_{F} is the Fermi energy of the electron gas. In the mean-field picture, the external magnetic field aligns the localized spins (magnetic ions), which in turn act on the carriers (conduction electrons) via the ion-carrier interaction λ . However, in practice, in (doped) magnetic semiconductors, such as $\text{Eu}_{1-x}\text{Gd}_x\text{O}$ and $\text{Ga}_{1-x}\text{Mn}_x$, the main contribution to Ξ is attributed to the second term [65], *i.e.* to the sd coupling λ . For example, in an external magnetic field of 1T, in an MS with $S = 5/2 - 7/2$ and $\epsilon_{\text{F}} \simeq 0.4\text{eV}$, $\xi/\epsilon_{\text{F}} \simeq 10^{-4}$ while $\Xi/\epsilon_{\text{F}} \simeq 10^{-1} - 1$. In the textbook 63, there is a detailed discussion, and in Ref. 66 a table of values, of the coupling λ and the splitting it produces in the conduction and valence bands in various MS.

III. EFFECTIVE SPIN HAMILTONIAN: GENERAL FORMALISM

As hinted to earlier, we assume that the motion of the conduction electrons within the MS is much faster than the variations associated with the fluctuations of the localized spins [see discussion in the textbook 56]. Therefore, we can average over the Grassmann variables associated with the conduction electrons using the Feynman-Schwinger technique [67, 68] and obtain the effective model for the localized spin variables. There are several variants of such a procedure in the literature [see *e.g.*, Refs. [69–72]]; it is most efficiently done within the Lagrange formalism. In Appendix A, we present the details of our more general calculations including both electric and magnetic external excitations. Considering the sd λ coupling as a small parameter with respect to the band width, we perform a perturbation to 2nd order in λ . The whole procedure leads to the following effective action for the subsystem of localized spins (in the absence of the external electric disturbance)

$$\begin{aligned}
\mathcal{A}_{\text{eff}} = & -\frac{\lambda}{2V} \sum_{\mathbf{k}} [f_{\text{FD}}(E_{\mathbf{k}}^-) - f_{\text{FD}}(E_{\mathbf{k}}^+)] (\mathbf{S}_0 \cdot \mathbf{e}_{\xi}) \\
& + \frac{1}{2} \left(\frac{\lambda}{2V} \right)^2 \sum_{\mathbf{p}, \mathbf{k}} \frac{1}{\beta} \sum_m [\mathbf{S}(-k) \cdot \mathbf{S}(k)] \left\{ \frac{f_{\text{FD}}(E_{\mathbf{p}}^-) - f_{\text{FD}}(E_{\mathbf{p}+\mathbf{k}}^+)}{i\varpi_m + E_{\mathbf{p}} - E_{\mathbf{p}+\mathbf{k}} - 2\Xi} + (\Xi \longleftrightarrow -\Xi) \right\} \\
& + \frac{1}{2} \left(\frac{\lambda}{2V} \right)^2 \sum_{\mathbf{k}, \mathbf{p}} \frac{1}{\beta} \sum_m [\mathbf{S}(-k) \cdot \mathbf{e}_{\xi}] [\mathbf{S}(k) \cdot \mathbf{e}_{\xi}] \\
& \left\{ \frac{f_{\text{FD}}(E_{\mathbf{p}}^-) - f_{\text{FD}}(E_{\mathbf{p}+\mathbf{k}}^-)}{i\varpi_m + E_{\mathbf{p}} - E_{\mathbf{p}+\mathbf{k}}} - \frac{f_{\text{FD}}(E_{\mathbf{p}}^-) - f_{\text{FD}}(E_{\mathbf{p}+\mathbf{k}}^+)}{i\varpi_m + E_{\mathbf{p}} - E_{\mathbf{p}+\mathbf{k}} - 2\Xi} + (\Xi \longleftrightarrow -\Xi) \right\}
\end{aligned} \tag{12}$$

where $\mathbf{e}_{\xi} = \boldsymbol{\xi}/\xi$ is the verse of the applied magnetic field, $\mathbf{S}_0 = \sum_i \mathbf{S}_i$, $f_{\text{FD}}(z) = 1/(e^{\beta z} + 1)$ is the Fermi-Dirac function, $E_{\mathbf{p}}^{\pm} = E_{\mathbf{p}} \pm \Xi$, and $\varpi_l = 2\pi l/\beta$ are the bosonic Matsubara frequencies associated with the spin degrees of freedom. The details are given in Appendix A.

Note that in the absence of the magnetic field ($\boldsymbol{\xi} = \mathbf{0}$), this expression reduces to

$$\mathcal{A}_{\text{eff}}^{(2)} = \left(\frac{\lambda}{2V} \right)^2 \sum_{\mathbf{k}} \left[\sum_{\mathbf{p}} \frac{1}{\beta} \sum_m \frac{f_{\text{FD}}(E_{\mathbf{p}}) - f_{\text{FD}}(E_{\mathbf{p}+\mathbf{k}})}{i\varpi_m + E_{\mathbf{p}} - E_{\mathbf{p}+\mathbf{k}}} \right] (\mathbf{S}_{-\mathbf{k}} \cdot \mathbf{S}_{\mathbf{k}}) \tag{13}$$

which is the well known result from the RKKY theory, where the term between square brackets brings an (additional) exchange coupling between localized spins induced by their sd coupling to conduction electrons. Eq. (12) provides a non trivial extension of the RKKY expression in the presence of a magnetic field. This is the first original contribution of the present work.

1. Effective exchange couplings

From the result in (12) we infer the contribution of the sd coupling to the effective spin Hamiltonian for the localized spins \mathbf{S}_i which we write as follows

$$\mathcal{H}_{\text{eff}} = - \sum_{i,j} \mathcal{J}_1(\mathbf{r}_{ij}) \mathbf{S}_i \cdot \mathbf{S}_j - \sum_{i,j} \mathcal{J}_2(\mathbf{r}_{ij}) (\mathbf{S}_i \cdot \mathbf{e}_{\xi}) (\mathbf{S}_j \cdot \mathbf{e}_{\xi}) \tag{14}$$

where

$$\mathcal{J}_n(\mathbf{r}_{ij}) \equiv \frac{1}{V} \sum_{\mathbf{k}} e^{-i\mathbf{k} \cdot \mathbf{r}_{ij}} \frac{1}{\beta} \sum_m \mathcal{J}_n(\mathbf{k}, \omega), n = 1, 2$$

with

$$\mathcal{J}_1(\mathbf{k}, \omega, \Xi) = -\frac{\lambda^2}{8} \frac{1}{V} \sum_{\mathbf{p}} \left[\frac{f(E_{\mathbf{p}}^-) - f(E_{\mathbf{p}+\mathbf{k}}^+)}{\omega + E_{\mathbf{p}}^- - E_{\mathbf{p}+\mathbf{k}}^+} + (\Xi \longrightarrow -\Xi) \right], \tag{15}$$

$$\mathcal{J}_2(\mathbf{k}, \omega, \Xi) = -\frac{\lambda^2}{8} \frac{1}{V} \sum_{\mathbf{p}} \left\{ \frac{f(E_{\mathbf{p}}^-) - f(E_{\mathbf{p}+\mathbf{k}}^-)}{\omega + E_{\mathbf{p}}^- - E_{\mathbf{p}+\mathbf{k}}^-} + (\Xi \longrightarrow -\Xi) \right\} - \mathcal{J}_1(\mathbf{k}, \omega). \tag{16}$$

Note that, in the case of an FMS, the contribution (14) would add to the spin Hamiltonian in Eq. (5), whereas in DMS the exchange coupling between localized spins is indirect and is given solely by (14).

In the following, we will set the magnetic field in the z direction, *i.e.* $\mathbf{e}_{\xi} = \mathbf{e}_z$, so the Hamiltonian \mathcal{H}_{eff} can be rewritten in the following XXZ form

$$\mathcal{H}_{\text{eff}} = - \sum_{i,j} \mathcal{J}_{\perp}(\mathbf{r}_{ij}) (S_i^x S_j^x + S_i^y S_j^y) - \sum_{i,j} \mathcal{J}_{\parallel}(\mathbf{r}_{ij}) S_i^z S_j^z, \tag{17}$$

where

$$\mathcal{J}_\perp(\mathbf{k}, \omega; \xi) = \mathcal{J}_1(\mathbf{k}, \omega) = -\frac{\lambda^2}{8} \frac{1}{V} \sum_{\mathbf{p}} \left[\frac{f(E_{\mathbf{p}}^-) - f(E_{\mathbf{p}+\mathbf{k}}^+)}{\omega + E_{\mathbf{p}}^- - E_{\mathbf{p}+\mathbf{k}}^+} + (\Xi \rightarrow -\Xi) \right] \quad (18)$$

and

$$\mathcal{J}_\parallel(\mathbf{k}, \omega; \xi) = \mathcal{J}_1 + \mathcal{J}_2 = -\frac{\lambda^2}{8} \frac{1}{V} \sum_{\mathbf{p}} \left\{ \frac{f(E_{\mathbf{p}}^-) - f(E_{\mathbf{p}+\mathbf{k}}^-)}{\omega + E_{\mathbf{p}}^- - E_{\mathbf{p}+\mathbf{k}}^-} + (\Xi \rightarrow -\Xi) \right\}. \quad (19)$$

In order to obtain explicit expressions for the two couplings as a function of the distance (\mathbf{r}_{ij}) between any pair of localized spins, we need to compute the following generic integral

$$I_{\mu\nu}(k) = \int \mathcal{D}p \frac{f(E_{\mathbf{p}}^\mu) - f(E_{\mathbf{p}+\mathbf{k}}^\nu)}{\omega + E_{\mathbf{p}}^\mu - E_{\mathbf{p}+\mathbf{k}}^\nu}. \quad (20)$$

where we have replaced the sum with an integral using $\mathcal{D}p = d^3p/(2\pi)^3$; $E_{\mathbf{p}}^\mu = E_{\mathbf{p}} + \mu\Xi$, $\mu = \pm 1$. We also introduce the (modified) Fermi momentum and energy

$$k_{\text{F}}^\mu = \sqrt{k_{\text{F}}^2 + \mu \frac{2m\Xi}{\hbar^2}} = k_{\text{F}} \sqrt{1 + \mu \frac{\Xi}{\epsilon_{\text{F}}}}, \quad \epsilon_{\text{F}} = \frac{\hbar^2 k_{\text{F}}^2}{2m},$$

$$\epsilon_{\text{F}}^\mu = \frac{\hbar^2 (k_{\text{F}}^\mu)^2}{2m} = \epsilon_{\text{F}} + \mu\Xi, \quad \mu = \pm 1 \text{ (or } \uparrow\downarrow\text{)},$$

together with the density of states at the Fermi energy

$$\rho_{\text{F}}^\mu = \frac{mk_{\text{F}}^\mu}{\hbar^2 \pi^2} = \rho_{\text{F}} \sqrt{1 + \mu \frac{\Xi}{\epsilon_{\text{F}}}}.$$

The density of states of a three dimensional parabolic spectrum is $\rho(\epsilon) = \frac{(2m)^{3/2}}{2\pi^2 \hbar^3} \sqrt{\epsilon}$ and $\rho_{\text{F}} = \rho(\epsilon_{\text{F}}) = \frac{mk_{\text{F}}}{\hbar^2 \pi^2}$. Finally, as usual, we introduce the dimensionless parameters

$$x = \frac{k}{k_{\text{F}}^\mu}, \quad \frac{k}{2k_{\text{F}}^\mu} \equiv \tilde{k}_\mu, \quad \omega_{\mu\nu}(\Xi) = \omega + (\mu - \nu)\Xi.$$

Then, following the procedure described in many textbooks [see *e.g.* [73]], one obtains

$$I_{\mu\nu}(\mathbf{k}, \omega; \Xi) = \frac{\rho_{\text{F}}^\mu}{4} \Lambda_{\mu\nu}^- \mathcal{F}\left(\frac{k}{2k_{\text{F}}^\mu} \Lambda_{\mu\nu}^-\right) + \frac{\rho_{\text{F}}^\nu}{4} \Lambda_{\mu\nu}^+ \mathcal{F}\left(\frac{k}{2k_{\text{F}}^\nu} \Lambda_{\mu\nu}^+\right) \quad (21)$$

where

$$\Lambda_{\mu\nu}^\mp(k, \omega; \Xi) = 1 \mp \frac{2m\omega_{\mu\nu}(\Xi)}{\hbar^2 k^2} = 1 \mp \frac{\omega_{\mu\nu}(\Xi)}{E_{\mathbf{k}}} \quad (22)$$

and

$$\mathcal{F}(x) = \frac{1}{2} + \frac{1-x^2}{4x} \log \left[\frac{x+1}{x-1} \right]$$

is the Lindhard function.

In case $\Xi = 0$, $\omega_{\mu\nu} \equiv \omega$, $k^{\uparrow\downarrow} = k$, and

$$I_{\mu\nu}(\mathbf{k}, \omega; 0) = \frac{\rho_{\text{F}}}{4} \left(1 - \frac{2m\omega}{\hbar^2 k^2} \right) \mathcal{F}\left[\frac{k}{2k_{\text{F}}} \left(1 - \frac{2m\omega}{\hbar^2 k^2} \right) \right] + (\omega \rightarrow -\omega)$$

$$= \frac{\rho_{\text{F}}}{4} \left[1 + \frac{1}{4\tilde{k}} \left[1 - \left(\tilde{k} - \frac{\tilde{\omega}}{\tilde{k}} \right)^2 \right] \log \left[\frac{\left(\tilde{k} - \frac{\tilde{\omega}}{\tilde{k}} \right) + 1}{\left(\tilde{k} - \frac{\tilde{\omega}}{\tilde{k}} \right) - 1} \right] + (\omega \rightarrow -\omega) \right]$$

with $\tilde{\omega} = \omega / (4\epsilon_F)$.

This is he result obtained by many authors in the absence of the external magnetic field, see *e.g.* the textbook [73], where the calculations are done for the dynamic spin susceptibility with a factor of 2 (from electron spin).

In the following, we will focus on the RKKY exchange coupling as a function of space and this is given by the static limit of the couplings (18) and (19). In this limit, (21), becomes $(\Lambda_{\mu\nu}^{\mp}(k, 0; \xi) = 1 \mp \frac{2m(\mu-\nu)\xi}{\hbar^2 k^2})$

$$I_{\mu\nu}(\mathbf{k}, 0; \Xi) = \frac{\rho_F^\mu}{4} \Lambda_{\mu\nu}^-(k, 0; \Xi) \mathcal{F}\left(\frac{k}{2k_F^\mu} \Lambda_{\mu\nu}^-(k, 0; \Xi)\right) + \frac{\rho_F^\nu}{4} \Lambda_{\mu\nu}^+(k, 0; \Xi) \mathcal{F}\left(\frac{k}{2k_F^\nu} \Lambda_{\mu\nu}^+(k, 0; \Xi)\right). \quad (23)$$

Accordingly, from Eq. (19) we have

$$\mathcal{J}_{\parallel}(\mathbf{k}, 0; \Xi) = \frac{\lambda^2}{8} I_{--}(\mathbf{k}, \omega; \Xi) + (\Xi \rightarrow -\Xi) = \frac{\lambda^2}{8} \left[\frac{\rho_F^\uparrow}{2} \mathcal{F}\left(\frac{k}{2k_F^\uparrow}\right) + \frac{\rho_F^\downarrow}{2} \mathcal{F}\left(\frac{k}{2k_F^\downarrow}\right) \right]. \quad (24)$$

Now, we deal with the coupling $\mathcal{J}_{\perp}(\mathbf{k}, \omega; \Xi)$. Starting from Eq. (18) and using again Eq. (23), we obtain $(\Lambda_{\pm+}^{\mp}(k, 0; \Xi) = 1 \pm 2\Xi/E_k)$ and

$$I_{-+}(\mathbf{k}, 0; \Xi) = \frac{\rho_F^\mu}{4} \Lambda_{-+}^-(k, 0; \Xi) \mathcal{F}\left(\frac{k}{2p_F^\mu} \Lambda_{-+}^-(k, 0; \Xi)\right) + \frac{\rho_F^\nu}{4} \Lambda_{-+}^+(k, 0; \Xi) \mathcal{F}\left(\frac{k}{2p_F^\nu} \Lambda_{-+}^+(k, 0; \Xi)\right)$$

$$\mathcal{J}_{\perp}(\mathbf{k}, 0; \Xi) = \frac{\lambda^2}{8} I_{-+}(\mathbf{k}, 0; \Xi) + (\Xi \rightarrow -\Xi) \quad (25)$$

or more explicitly

$$\mathcal{J}_{\perp}(\mathbf{k}, 0; \Xi) = \frac{\lambda^2}{4} \frac{\rho_F^\uparrow}{4} \left[1 + \frac{\Xi}{2\epsilon_F^\uparrow} \left(\frac{k}{2k_F^\uparrow}\right)^{-2} \right] \mathcal{F}\left(\frac{k}{2p_F^\uparrow} \left[1 + \frac{\Xi}{2\epsilon_F^\uparrow} \left(\frac{k}{2k_F^\uparrow}\right)^{-2} \right]\right) + (\Xi \rightarrow -\Xi). \quad (26)$$

For $\Xi = 0$, this becomes

$$\mathcal{J}_{\perp}(\mathbf{k}, 0; 0) = \frac{\lambda^2}{8} \rho_F \mathcal{F}\left(\frac{k}{2k_F}\right).$$

The result (26) coincides with that of Ref. [65], and the result in [74] is recovered if we drop the term between square brackets (*i.e.* for $\Xi \ll \epsilon_F$).

As discussed in *e.g.* Ref. [65], to leading order, $\mathcal{J}_1(\mathbf{k}, 0, \Xi)$ is not affected by the external magnetic field and the induced extra polarization of the conduction electrons may be accounted for in the Fermi wave vector. In this case, $\mathcal{J}_1(\mathbf{k}, 0, \Xi)$ becomes

$$\mathcal{J}_{\perp}(\mathbf{k}, 0; \Xi) \simeq \frac{\lambda^2}{8} \frac{\rho_F}{2} \left[\mathcal{F}\left(\frac{k}{2k_F^\uparrow}\right) + \mathcal{F}\left(\frac{k}{2k_F^\downarrow}\right) \right]. \quad (27)$$

Comparing expression (24) for \mathcal{J}_{\parallel} with that in Eq. (26) for \mathcal{J}_{\perp} , we see that because of the factor $(1 \pm 2\Xi/E_k)$, these effective exchange couplings are different, thus showing that the splitting field between the spin-up and spin-down bands induces an anisotropy in the effective exchange coupling. Indeed, if we drop the field dependence in the prefactors in Eq. (26), we see that $\mathcal{J}_{\perp}(\mathbf{r}_{ij}) = \mathcal{J}_{\parallel}(\mathbf{r}_{ij})$. This implies that, at this level of approximation, there is no anisotropy in the effective exchange coupling, as is the case in the standard RKKY theory [75] $\mathcal{J} = -J_0 \Phi(k/2p_F)$, with $J_0 = \frac{\lambda^2 p_F^3 \rho_F}{2\pi} = \lambda^2 m p_F^4 / (2\pi^3 \hbar^2)$. The function Φ is defined in Section IV A. It was argued in Ref. 76 that, in DMS, the symmetry of the host crystal and thereby that of the wave functions may induce a stronger directional dependence of the effective exchange coupling between the magnetic ions.

In conclusion, the anisotropy of the RKKY exchange coupling, which results from the band spin splitting, can be ignored as long as the ground state of the system is concerned, *i.e.* when the directions of the localized spins (magnetic ion) and the carrier spins are parallel. However, when the carrier magnetization is tilted by an anisotropy field, or by an external magnetic field, as is the case here, the precession angles of both magnetizations become different. This effect leads to a nutational motion of the magnetization of the effective spin system, and this will be demonstrated in the next section.

2. Energy dispersion

Combining the initial Hamiltonian (5) for the localized spins with the contribution induced by their coupling to the conduction electrons, namely the contribution in Eq. (17), we obtain the total Hamiltonian for the localized spins in the magnetic semiconductor

$$\mathcal{H}_{\text{FMS}} = - \sum_{i,j} \tilde{\mathcal{J}}_{\perp}(\mathbf{r}_{ij}) (S_i^x S_j^x + S_i^y S_j^y) - \sum_{i,j} \tilde{\mathcal{J}}_{\parallel}(\mathbf{r}_{ij}) S_i^z S_j^z - g_S \mu_B H_0 \cdot \sum_i S_i^z \quad (28)$$

with $\tilde{\mathcal{J}}_{\perp}(\mathbf{r}_{ij}) = J + \mathcal{J}_{\perp}(\mathbf{r}_{ij})$ and $\tilde{\mathcal{J}}_{\parallel}(\mathbf{r}_{ij}) = J + \mathcal{J}_{\parallel}(\mathbf{r}_{ij})$.

Defining the retarded Green's function

$$G^{(r)}(i-j, t) = -i\theta(t) \langle [S_i^-(t), S_j^+(0)] \rangle \quad (29)$$

and using its equation of motion

$$i \frac{dG^{(r)}(i-j, t)}{dt} = \delta(t) \langle [S_i^-(0), S_j^+(0)] \rangle + \theta(t) \left\langle \left[\frac{dS_i^-(t)}{dt}, S_j^+(0) \right] \right\rangle$$

together with the $SU(2)$ spin algebra $[S_i^z, S_j^{\mu}] = \mu S_i^{\mu} \delta_{ij}$, $[S_i^+, S_j^-] = 2S_i^z \delta_{ij}$, $\mu = \pm$, we obtain the spin-wave dispersion relation $\omega(\mathbf{k})$ as the solution of the equation

$$\hbar\omega(\mathbf{k}, \Xi) = g_S \mu_B H_0 + 2zJ \langle S^z \rangle (1 - \gamma_{\mathbf{k}}) + 2 \langle S^z \rangle [\mathcal{J}_{\parallel}(\mathbf{0}, \omega(\mathbf{k}), \Xi) - \mathcal{J}_{\perp}(\mathbf{k}, \omega(\mathbf{k}), \Xi)]. \quad (30)$$

Here, $\langle S^z \rangle$ is the average magnetization. We have also used Bogoliubov and Tyablikov[77] decoupling approximation

$$-i\theta(t) \langle [(S_k^z S_i^-)(t), S_j^+(0)] \rangle = \langle S^z \rangle G_{ij}^{(r)}(t) \quad (31)$$

with the assumption $\langle S_i^z \rangle = \langle S^z \rangle$.

In the absence of the sd coupling, Eq. (30) becomes

$$\omega(\mathbf{k}, \xi) = g_S \mu_B H_0 + 2zJ \langle S^z \rangle (1 - \gamma_{\mathbf{k}}).$$

which is the usual dispersion law of a spin Hamiltonian, with z being the coordination number.

In the static limit, *i.e.* setting $\omega = 0$ on the right hand side of (30), we have (in the approximation $\Xi \ll \epsilon_F$)

$$\hbar\omega(\mathbf{k}, \Xi) \simeq g_S \mu_B H_0 + 2zJ \langle S^z \rangle (1 - \gamma_{\mathbf{k}}) + 2 \langle S^z \rangle [\mathcal{J}_{\parallel}(\mathbf{0}, 0, \Xi) - \mathcal{J}_{\perp}(\mathbf{k}, 0, \Xi)]. \quad (32)$$

The full analysis of the excitation modes and their experimental characterization will be presented in a future work. Using a similar technique of averaging out the conduction electron degrees of freedom along with the Green's function and self-energy approach, the effect of band occupation on the spin-wave dispersion and thereby on critical temperature was studied in the framework of Kondo-lattice model[78], see also [70, 71].

Here, we focus on the first effects of the sd coupling on the precession frequency (uniform mode) and the low-lying modes, and how induce nutation of the magnetization in the effective spin system.

Let us denote by $\hbar\Delta\omega_{sd}(\mathbf{k}, \Xi)$ the contribution to $\hbar\omega$ stemming from the interaction between the conduction electrons and localized spins, namely

$$\hbar\Delta\omega_{sd}(\mathbf{k}, \Xi) = 2 \langle S^z \rangle [\mathcal{J}_{\parallel}(\mathbf{0}, 0, \Xi) - \mathcal{J}_{\perp}(\mathbf{k}, 0, \Xi)]. \quad (33)$$

Using the fact that $\mathcal{F}(0) = 1$, Eq. (24) yields

$$\mathcal{J}_{\parallel}(\mathbf{k}, 0, \Xi) = -\frac{\lambda^2}{16} (\rho_{\text{F}}^{\uparrow} + \rho_{\text{F}}^{\downarrow}) = \frac{\lambda^2 \rho_{\text{F}}}{16} \left(\sqrt{1 + \frac{\Xi}{\epsilon_{\text{F}}}} + \sqrt{1 - \frac{\Xi}{\epsilon_{\text{F}}}} \right)$$

and for small Ξ , $\mathcal{J}_{\parallel}(\mathbf{k}, 0, \Xi) \simeq \lambda^2 \rho_{\text{F}} / 8$.

For the coupling $\mathcal{J}_{\perp}(\mathbf{k}, 0, \Xi)$, we may proceed by an expansion in the long-wavelength limit ($k \rightarrow 0$) using the following expansion ($a \neq 0$)

$$\left(1 + \frac{a}{t^2}\right) \mathcal{F}\left(\kappa \left(1 + \frac{a}{\kappa^2}\right)\right) \simeq \frac{1}{3a} - \frac{(5a-1)}{15a^3} \kappa^2, \quad (34)$$

with $a = \Xi/2\epsilon_F^\uparrow$ and $\kappa = k/2p_F^\uparrow$.

Therefore, for the uniform or precession mode ($\mathbf{k} = \mathbf{0}$) we obtain

$$\hbar\Delta\omega_{\text{prec}}(\mathbf{0}, \Xi) = 2\langle S^z \rangle \frac{\lambda^2 \rho_F}{8} \left[\frac{(1+\Xi)^{3/2} - (1-\Xi)^{3/2}}{3\Xi} - \frac{1}{2} \left(\sqrt{1+\Xi} + \sqrt{1-\Xi} \right) \right]. \quad (35)$$

The term between square brackets is an increasing function of the splitting field Ξ . This implies that the precession frequency ($f = \omega/2\pi$) of the localized spins increases with the sd coupling. This result will be confirmed in the next section by numerical simulations [see Fig. 2]. For small Ξ , the precession frequency of the localized spins is given by

$$\hbar\omega(\mathbf{0}, \Xi) \simeq g_S \mu_B H_0 + \langle S^z \rangle \frac{\lambda^2 \rho_F v_0}{48} \Xi^2. \quad (36)$$

In a typical magnetic semiconductor for which $\lambda^2 \rho_F v_0/8 \simeq 10$ meV, the last term leads to a frequency on the order of 10 GHz for $\Xi = 0.1$.

For the nonuniform mode ($\mathbf{k} \neq \mathbf{0}$), we obtain in the long-wavelength limit

$$\begin{aligned} \hbar\Delta\omega_{\text{nut}}(k \rightarrow 0, \Xi) &\equiv \hbar\Delta\omega_{\text{sd}}(\mathbf{k}, \xi) - \hbar\Delta\omega_{\text{prec}}(\mathbf{0}, \Xi) \\ &= 2\langle S^z \rangle \frac{\lambda^2 \rho_F}{8} \frac{16}{5} \left[\frac{(1-\Xi)^{3/2} \left(1 + \frac{3\Xi}{2}\right) - \left(1 - \frac{3\Xi}{2}\right) (1+\Xi)^{3/2}}{\Xi^3} \right] k^2. \end{aligned} \quad (37)$$

For the same parameters as before, this contribution is in the THz range. Accordingly, as discussed in Ref. 52 and references therein, in nonmagnetic conventional semiconductor hetero-structures, the variation of the spin-orbit coupling allows for an electrical control of coherent electron-spin dynamics involving energies on the order of the eV, leading to spin precession frequencies in the GHz range. In comparison, the sd exchange interaction in magnetic semiconductors induces large spin splittings in the conduction band states with energies on the order of 10–100 meV, or frequencies in the THz regime [51].

IV. MAGNETIC NUTATION IN MAGNETIC SEMICONDUCTORS

As discussed in the introduction, the main objective of this work is to i) derive the effective exchange couplings between localized spins in the presence of a magnetic field and ii) study the effect of the anisotropy of the latter on the dynamics of the magnetization of the effective spin system. More precisely, we demonstrate that this exchange-coupling anisotropy induces a nutational motion of the net magnetic moment of the spin subsystem ; this nutation is exemplified by low-amplitude and high-frequency oscillations of the component of the net magnetic moment in the direction of the magnetic field (here z). In addition, this nutational motion induces a variation of the precession frequency as a function of the splitting parameter Ξ . In order to better understand these effects, we need to obtain the expressions of the effective couplings \mathcal{J}_\parallel and \mathcal{J}_\perp as functions of the distance within the lattice hosting the localized spins \mathbf{S}_i .

A. Exchange coupling in direct space

In order to derive the spatial dependence of the exchange couplings, *i.e.* $\mathcal{J}_\parallel(\mathbf{r}_{ij})$ and $\mathcal{J}_\perp(\mathbf{r}_{ij})$ appearing in the effective Hamiltonian (14), we need to compute the inverse Fourier transform of the couplings in Eqs. (18, 19). Using the definition

$$\mathcal{J}_\alpha(\mathbf{r}, 0, \Xi) = \int \mathcal{D}p e^{-i\mathbf{k}\cdot\mathbf{r}} \mathcal{J}_\alpha(\mathbf{k}, 0, \Xi) = \int_0^\infty \frac{kdk}{2\pi^2 r} \mathcal{J}_\alpha(k, 0, \Xi) \sin(kr)$$

and following the standard procedure described, for example in Ref. 79, we obtain for the longitudinal coupling

$$\mathcal{J}_\parallel(r, \Xi) = \frac{\lambda^2}{2\pi} \left[\frac{\rho_F^\uparrow}{2} \left(k_F^\uparrow\right)^3 \Phi\left(2k_F^\uparrow r\right) + \frac{\rho_F^\downarrow}{2} \left(k_F^\downarrow\right)^3 \Phi\left(2k_F^\downarrow r\right) \right] \quad (38)$$

with

$$\Phi(x) = \frac{\sin x - x \cos x}{x^4}.$$

More explicitly, we have

$$\mathcal{J}_{\parallel}(r, \Xi) = \frac{\lambda^2 m k_{\text{F}}^4}{2\pi^3 \hbar^2} \frac{1}{2} \left[\left(1 + \frac{\Xi}{\epsilon_{\text{F}}}\right)^2 \Phi(2k_{\text{F}}^{\uparrow} r) + \left(1 - \frac{\Xi}{\epsilon_{\text{F}}}\right)^2 \Phi(2k_{\text{F}}^{\downarrow} r) \right]. \quad (39)$$

For $\Xi = 0$, this reduces to the well known result

$$\mathcal{J}_{\parallel}(r) = \frac{\lambda^2 m k_{\text{F}}^4}{2\pi^3 \hbar^2} \Phi(2k_{\text{F}} r). \quad (40)$$

The calculation of the inverse Fourier transform of the transverse exchange coupling (25) is more involved. In Ref. 74 an expression for this coupling was given which we have checked and reproduced in Appendix C. We have numerically computed the inverse Fourier transforms of the couplings $\mathcal{J}_{\parallel}(r, \Xi)$ and $\mathcal{J}_{\perp}(r, \Xi)$ and checked that we recover the expressions in Eqs. (24, 26). We have also checked their numerical values against those obtained by the numerical studies of Refs. 80 and 81 for the specific case of ZnO of variable doping with Mn or Co.

One may resort to an expansion in terms of the field Ξ . However, it turns out that the first contribution is of second order but the corresponding expression is rather cumbersome and will not be used here.

B. Numerical study of magnetic nutation of the effective spin model

We consider the simple system of spins localized on a simple cubic lattice, coupled by the distance-dependent effective exchange couplings given in Eqs. (39, C1). More precisely, we setup of a system of \mathcal{N} localized spins \mathbf{S}_i with the effective Hamiltonian composed of the contribution (5) together with the effective contribution (14) induced by their *sd* coupling to the conduction electrons. Note that taking into account both direct and indirect exchange applies to an FMS, while for DMS, we would drop the contribution (5). Indeed, the (indirect) RKKY coupling becomes dominant in solid-state systems containing diluted magnetic moments in a conducting nonmagnetic host when there is a sufficiently strong exchange coupling between the localized moments and the conduction electrons [See discussion in Ref. 82].

Then, we define the net magnetic moment of this system as $\mathbf{m} = (1/\mathcal{N}) \sum_{i=1}^{\mathcal{N}} \mathbf{S}_i$ and study its (undamped) dynamics using the following system of coupled Larmor equations

$$\frac{d\mathbf{S}_i}{d\tau} = \mathbf{S}_i \times \mathbf{h}_{\text{eff},i}, \quad (41)$$

with the (normalized) local effective field $\mathbf{h}_{\text{eff},i}$ acting on \mathbf{S}_i being defined by $\mathbf{h}_{\text{eff},i} = -\delta\mathcal{H}/\delta\mathbf{S}_i$; τ is the reduced time $\tau = t/\tau_s$, where $\tau_s = \mu_a/(\gamma J)$ is the characteristic time of the system's dynamics; μ_a is the magnetic moment per atom. Then, the frequency $\omega = 2\pi f = 2\pi/T$ is measured in units of τ_s^{-1} . The details of the numerical procedure for studying the magnetic nutation in such systems is described in Refs. [49, 50] and will not be repeated here. We start with an initial state where all spins are at some angle with respect to the z axis, materialized here by the direction of the magnetic field and then let the system freely evolve in time.

The results are presented and discussed in the following paragraphs.

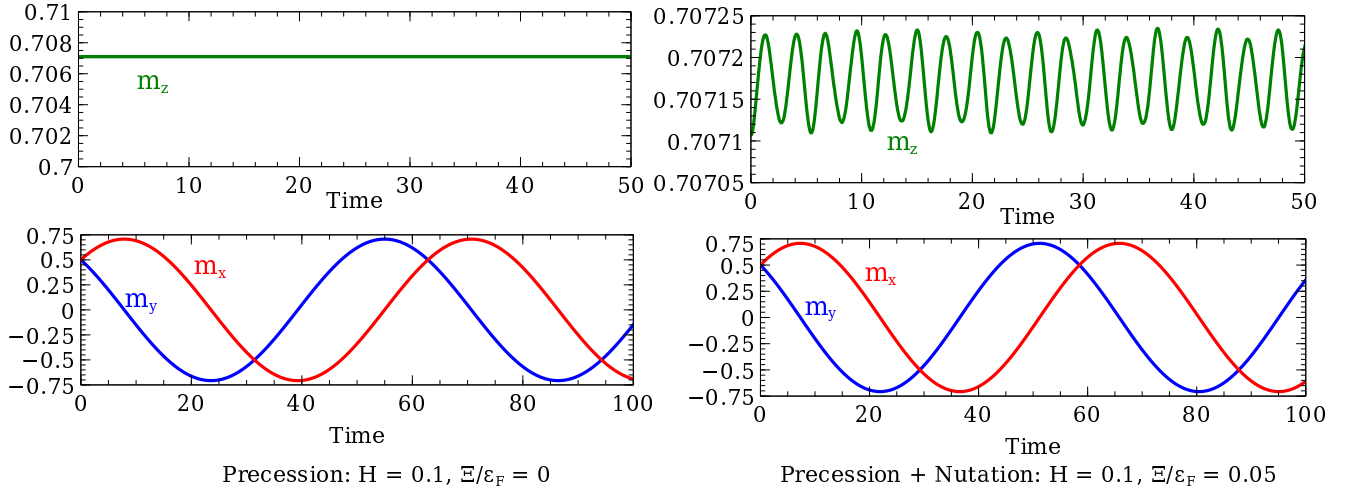


Figure 1. Time evolution of the components of the (normalized) net magnetic moment of the subsystem of localized spins with $\Xi = 0$ (left) and $\Xi \neq 0$ (right).

In Fig. 1, we plot the time trajectory of the components m_α , $\alpha = x, y, z$ of the net magnetic moment for $\Xi/\epsilon_F = 0$ (left) and $\Xi/\epsilon_F = 0.05$ (right). On the left, the component m_z is constant while the components $m_{x,y}$ exhibit a periodic oscillatory motion, showing that the net magnetic moment executes a precessional rotation around the z axis. On the right, in the presence of the splitting field, the z component of the magnetic moment of the effective spin system exhibits a nutational motion, while the components $m_{x,y}$ show an oscillatory motion (precession) with a period that is different from the case $\Xi = 0$ on the left. As explained earlier, this is due to anisotropy of the RKKY exchange coupling (*i.e.* $\Xi \neq 0$).

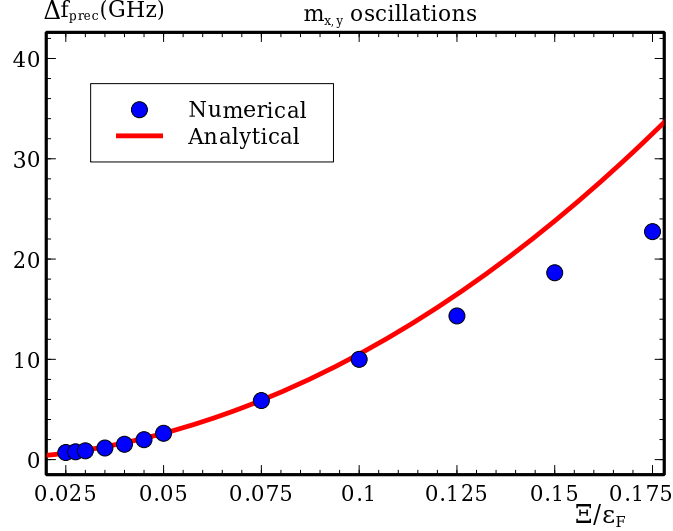


Figure 2. Correction to the precession frequency ($\Delta f_{\text{prec}} = \Delta\omega_{\text{prec}}/2\pi$) due to the sd coupling as given (in red) by the quantity in square brackets in Eq. (35) and (in blue symbols) by the numerical simulation.

The plot in Fig. 2 shows that the precession frequency is a function of Ξ . More precisely, we plot (in red) the correction to the precession frequency, due to the sd coupling, given by the quantity in square brackets in Eq. (35) for the uniform mode ($k = 0$). The blue symbols represent the result rendered by the numerical simulation of the effective spin system with space-dependent effective exchange couplings. The good match between the analytical and numerical results (for small Ξ) shows that the effective XXZ spin model confirms the predictions of our general formalism in the presence of a magnetic field.

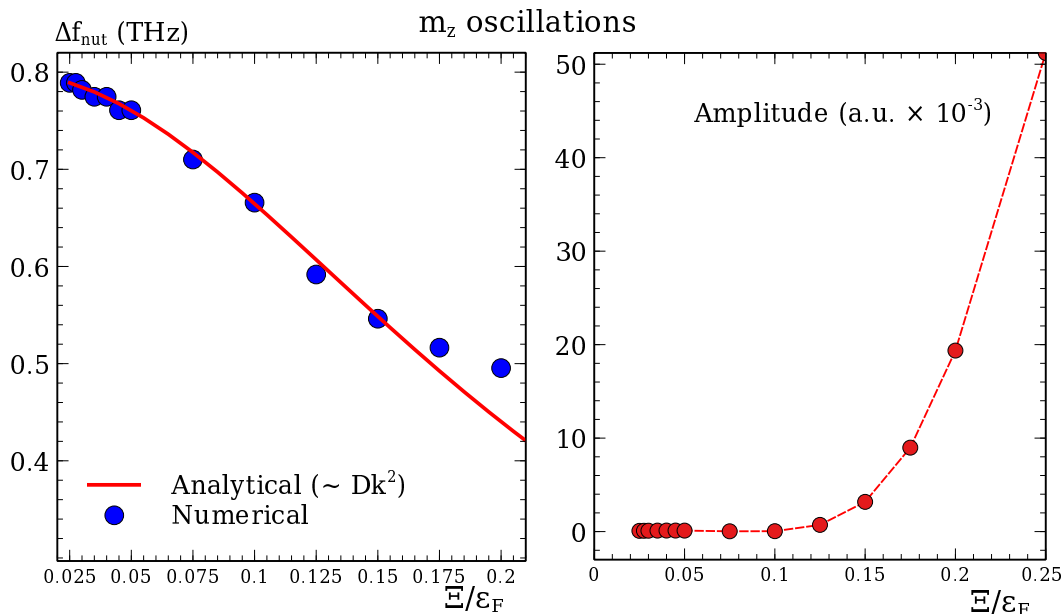


Figure 3. Frequency ($\Delta f_{\text{nut}} = \Delta\omega_{\text{nut}}/2\pi$) and amplitude of the m_z oscillations against the (effective) splitting parameter Ξ/ϵ_F .

For the nonuniform mode ($k \neq 0$), we plot in Fig. 3 (left) the frequency $\Delta f_{\text{nut}} \equiv \Delta\omega_{\text{nut}}/2\pi$, where $\Delta\omega_{\text{nut}}$ is given by Eq. (37) for $ak \simeq 0.0468$ (in red line) and in symbols the result of the numerical simulations. On the right, we plot the amplitude of the corresponding nutational mode as rendered by the numerical study of the dynamics of the net magnetic moment. The frequency plot shows that the RKKY result deviates from that rendered by the k^2 expansion at a relatively high values of the splitting parameter Ξ . A similar result was obtained in Ref. 70 which shows, for a given Ξ , such a deviation of the long-wavelength spin-wave branch from that of the mode induced by the sd coupling. On the other hand, the plot on the right clearly shows that the amplitude of the nutation mode increases with Ξ . Note that the derivation of an analytical expression for the amplitude of the nutation mode is somewhat more involved and will be postponed to a subsequent work (*e.g.* using a similar approach to that of Ref. 83). Again, the result in Fig. 3 (left) shows that the prediction of our analytical calculations are well recovered by the numerical simulation of the effective spin system, at least for materials with Ξ small with respect to ϵ_F .

V. CONCLUSIONS

We have generalized the formalism of RKKY calculations to include external electrical and magnetic disturbances, acting on a system composed of two subsystems: the subsystem of localized spins and the subsystem of conduction electrons, the two being coupled by the local sd interaction. After integrating over the fast (Grassmann) degrees of freedom associated with the conduction electrons, we have derived the effective spin Hamiltonian with space-dependent exchange couplings in Fourier and direct space, which exhibit a directional anisotropy due to the effective field responsible for the band splitting between the spin-up and spin-down bands. Using this effective XXZ Hamiltonian, we have studied the dynamics of the net magnetic moment of the effective spin system by (numerically) solving the system of coupled Larmor equations. We have computed the time trajectory of the components of the net magnetic moment and inferred its frequencies and amplitude. We have shown that the exchange anisotropy leads to a nutational motion of the net magnetic whose frequency (amplitude) is a decreasing (increasing) function of the splitting field. Moreover, we have shown that the precession frequency increases with the latter reaching a variation on the order of several tens of GHz. On the other hand, the low-lying nonuniform modes have frequencies in the THz regime. These results confirm those of previous studies on the nutational dynamics in other kinds of materials.

We believe that the present work may form the basis for future studies of the nutational dynamics in (diluted)magnetic semiconductors with the perspective of offering a new handle on the opto-electronic control of electric and magnetic properties of such systems and their applications in spin-based electronics. For this purpose, further theoretical developments should include a study of the effects of magneto-crystalline anisotropy, crystal structure and

doping, and should consider a generalization to multi-band models as this may lead to a richer nutation spectrum.

-
- [1] G. A. Prinz, *Science* **250**, 1092 (1990).
- [2] Wolf et al., *Science* **294**, 1488 (2001).
- [3] J. K. Furdyna and J. Kossut, in *Diluted Magnetic Semiconductors*, edited by J. K. Furdyna and J. Kossut (ACADEMIC PRESS, INC., 2002), vol. 25.
- [4] H. Ohno, H. Munekata, T. Penny, S. von Molnar, and L. L. Chang, *Phys. Rev. Lett.* **68**, 2664 (1992).
- [5] F. Matsukura and H. Ohno and T. Dietl, *Handbook of Magnetic Materials* **14**, 1 (2002).
- [6] A. Singh, A. Datta, S. K. Das, and V. A. Singh, *Phys. Rev. B* **68**, 235208 (2003).
- [7] T. Jungwirth, J. Sinova, J. Mašek, J. Kučera, and A. H. MacDonald, *Rev. Mod. Phys.* **78**, 809 (2006).
- [8] T. Dietl, H. Ohno, and F. Matsukura, *IEEE Transactions on Electron Devices* **54**, 945 (2007).
- [9] J. O. W. Dietrich, A. J. Henderson and H. Meyer, *Phys. Rev. B* **12**, 2844 (1975).
- [10] A. Mauger and C. Goddart, *Phys. Rep.* **141**, 51 (1986).
- [11] A. Mauger and D. L. Mills, *Phys. Rev. B* **28**, 6553 (1983).
- [12] R. M. White and R. B. Woolsey, *Phys. Rev.* **176**, 908 (1968).
- [13] R. B. Woolsey and R. M. White, *Phys. Rev. B* **1**, 4474 (1970).
- [14] T. Dietl, *Semicond. Sci. Technol.* **17**, 377 (2002).
- [15] Katayama-Yoshida et al., *Phys. Stat. Sol. (a)* **204**, 15 (2007).
- [16] Orlov et al., *Russian Microelectronics* **41**, 443 (2012).
- [17] N. Hasan, arXiv:2401.17554v1 (2024).
- [18] Th. Gerrits, M. L. Schneider, A. B. Kos, and T. J. Silva, *Phys. Rev. B* **73**, 094454 (2006).
- [19] Y. Li, A.-L. Barra, S. Auffret, U. Ebels, and W. E. Bailey, *Phys. Rev. B* **92**, 140413 (2015).
- [20] K. Neeraj et al., *Nature Phys.* **17**, 245 (2021).
- [21] U. Unikandanunni et al., *Phys. Rev. Lett.* **129**, 237201 (2022).
- [22] A. De, J. Schlegel, A. Lentfert, L. Scheuer, B. Stadtmüller, Ph. Pirro, G. von Freymann, U. Nowak, and M. Aeschlimann, arXiv:2405.01334 (2024).
- [23] H. C. Torrey, *Phys. Rev.* **76**, 1059 (1949).
- [24] G. B. Hocker and C. L. Tang, *Phys. Rev. Lett.* **21**, 592 (1968).
- [25] N. C. Verma and R. W. Fessenden, *J. Chem. Phys.* **58**, 2501 (1973).
- [26] P. W. Atkins, A. J. Dobbs, and K. A. McLauchlan, *Chem. Phys. Lett.* **25**, 105 (1974).
- [27] G. G. Fedoruk, *J. Appl. Spectroscopy* **69**, 161 (2002).
- [28] J.-X. Zhu and J. Fransson, *J. Phys.: Condens. Matter* **18**, 9929 (2006).
- [29] J. Fransson and J.-X. Zhu, *New Journal of Physics* **10**, 013017 (2008).
- [30] J. Fransson, *Nanotechnology* **19**, 285714 (2008).
- [31] Z. Nussinov, A. Shnirman, D. P. Arovas, A. V. Balatsky, and J. X. Zhu, *Phys. Rev. B* **71**, 214520 (2005).
- [32] J.-X. Zhu, Z. Nussinov, A. Shnirman, and A. V. Balatsky, *Phys. Rev. Lett.* **92** (2004).
- [33] R. Mondal, M. Berritta, A. K. Nandy, and P. M. Oppeneer, *Phys. Rev. B* **96**, 024425 (2017).
- [34] R. Mondal and P. M. Oppeneer, *J. Phys.: Condens. Matter* **32**, 455802 (2020).
- [35] S. Bhattacharjee, L. Nordström, and J. Fransson, *Phys. Rev. Lett.* **108**, 057204 (2012).
- [36] M. Fähnle, D. Steiauf, and C. Illg, *Phys. Rev. B* **84**, 172403 (2011).
- [37] T. Kikuchi and G. Tatara, *Phys. Rev. B* **92**, 184410 (2015).
- [38] D. Thonig, O. Eriksson, M. Pereiro, *Scientific Reports* **7**, 931 (2017).
- [39] R. Cheng, X. Wu, and D. Xiao, *Phys. Rev. B* **96**, 054409 (2017).
- [40] T. Kikuchi, and G. Tatara, *Phys. Rev. B* **92**, 184410 (2015).
- [41] I. Makhfudz, and E. Olive, S. Nicolis, *Applied Physics Letters* **117**, 132403 (2020).
- [42] P. Thibaudeau, S. Nicolis, *Eur. Phys. J. B* **94**, 196 (2021).
- [43] M.-C. Ciornei, J. M. Rubi, and J. E. Wegrowe, *Phys. Rev. B* **83**, 020410 (2011).
- [44] E. Olive, Y. Lansac, and J. E. Wegrowe, *Appl. Phys. Lett.* **100**, 192407 (2012).
- [45] E. Olive, Y. Lansac, M. Meyer, M. Hayoun, and J.-E. Wegrowe, *Journal of Applied Physics* **117**, 213904 (2015).
- [46] E. Olive and J. E. Wegrowe, *J. Phys.: Condens. Mat.* **28**, 106001 (2016).
- [47] L. D. Landau and E. M. Lifshitz, *Phys. Z. Sowjetunion* **8**, 153 (1935).
- [48] T. L. Gilbert, Ph.D. thesis, Illinois Institute of Technology, Chicago (1956).
- [49] R. Bastardis, F. Vernay, and H. Kachkachi, *Phys. Rev. B* **98**, 165444 (2018).
- [50] M. Adams, R. Bastardis, A. Michels, and H. Kachkachi, arXiv:2405.14586 (2024).
- [51] D. D. Awschalom and N. Samarth, in *Semiconductor Spintronics and Quantum Computation*, edited by D. D. Awschalom and D. Loss (Springer, 2002), pp. 147–193.
- [52] R. C. Myers, K. C. Ku, X. Li, N. Samarth, and D. D. Awschalom, *Phys. Rev. B* **72**, 041302 (2005).
- [53] V. Y. Irkhin, *Phys. Metals Metallogr.* **110**, 602 (2010).
- [54] M. Takahashi, *Materials* **3**, 3740 (2010), ISSN 1996-1944.
- [55] E. L. Nagaev, *physica status solidi (b)* **65**, 11 (1974).

- [56] E. L. Nagaev, *Physics of magnetic semiconductors* (Mir Publishers, 1983).
- [57] R. Sutarto, Thesis/Dissertation, Köln University, Köln, Germany (2009).
- [58] K. Sato, L. Bergqvist, J. Kudrnovský, P. H. Dederichs, O. Eriksson, I. Turek, B. Sanyal, G. Bouzerar, H. Katayama-Yoshida, V. A. Dinh, et al., *Rev. Mod. Phys.* **82**, 1633 (2010).
- [59] T. Dietl, *Nature Materials* **9**, 965 (2010).
- [60] H. Kalita, M. Bhushan, and L. Robindro Singh, *Materials Science and Engineering: B* **288**, 116201 (2023).
- [61] D. J. Kim, B. B. Schwartz, and H. C. Praddaude, *Phys. Rev. B* **7**, 205 (1973).
- [62] F. Vernay and H. Kachkachi, **In preparation** (2024).
- [63] Jan A. Gaj, Jacek Kossut, in *Springer Series in materials science 144*, edited by R. Hull C. Jagadish R.M. Osgood, Jr. J. Parisi Z. Wang H. Warlimont (Springer Science & Business Media, 2011).
- [64] J. Wesselinowa, *Phys. Stat. Sol. (b)* **120**, 585 (1983).
- [65] J. Jensen and A.R. Mackintosh, *Rare earth magnetism: structures and excitations* (Clarendon Press, Oxford, 1991).
- [66] R. Beaulac and D. R. Gamelin, *Phys. Rev. B* **82**, 224401 (2010).
- [67] R. P. Feynman, *Physical Review* **80**, 440 (1950).
- [68] J. Schwinger, *Physical Review* **82**, 664 (1951).
- [69] J.W. Negele and H. Orland, *Quantum Many-Particle Systems* (Perseus Publisher, Cambridge-Massachusetts, 1998).
- [70] J. König, H.-H. Lin, and A. H. MacDonald, *Phys. Rev. Lett.* **84**, 5628 (2000).
- [71] J. König, T. Jungwirth, and A. H. MacDonald, *Phys. Rev. B* **64**, 184423 (2001).
- [72] Ch. Mudry, *Lecture Notes on Field Theory in Condensed Matter Physics* (World Scientific, 2014).
- [73] P. Coleman, *Introduction to Many-Body Physics* (Cambridge University Press, Cambridge, 2015).
- [74] A.M. Werpachowska and Z. Wilamowski, *Materials Science-Poland* **24**, 1 (2006).
- [75] M. A. Ruderman and C. Kittel, *Phys. Rev.* **96**, 99 (1954).
- [76] S.-S. Yu and V.-C. Lee, *Phys. Rev. B* **52**, 4647 (1995).
- [77] N. N. Bogolyubov and S. V. Tyablikov, *Doklady* **4**, 589 (1959).
- [78] C. Santos and W. Nolting, *Phys. Rev. B* **65**, 144419 (2002).
- [79] Y. Kakehashi, *Modern theory of magnetism in metals and alloys* (Springer-Verlag, Berlin, 2012).
- [80] A. F. Jalbout, H. Chen, and S. Whittenburg, *Appl. Phys. Lett.* **81**, 2217 (2002).
- [81] T. Sharma, R. Jain, N. Ahmad, M. Ahmed, S. Oh, and S. Siddiqui, *J. Mater. Research and Tech.* **26**, 7483 (2023).
- [82] Zhou et al., *Nature Phys* **6**, 187 (2010).
- [83] H. Suhl, *J. Phys. Chem. Solids* **1**, 209 (1957).
- [84] L.H. Ryder, *Quantum Field Theory* (Cambridge Univ. Press, New York, Second Edition, 1996).
- [85] A. L. Fetter and J. D. Walecka, *Quantum theory of many-particle systems* (Dover Publications, Inc., New York, 1971).
- [86] A. Babenco and M. G. Cottam, *Phys. stat. Sol (b)* **14**, 5347 (1981).
- [87] T. Balcerzak, *physica status solidi c* **3**, 212 (2006).
- [88] X. Liu and J. K. Furdyna, *Journal of Physics: Condensed Matter* **18**, R245 (2006).
- [89] H. Bruus and K. Flensberg, *Many-body quantum theory in condensed matter physics: an introduction* (Oxford University Press, Oxford, 2004).
- [90] M. Abramowitz and I. A. Stegun, *Handbook of mathematical functions with formulas, graphs, and mathematical tables* (Dover publications, New York, 1970).

Appendix A: Effective action for localized spins: a path-integral approach

In this appendix, we present the details of our formalism leading to the final expression in Eq. (12) for the action of the magnetic subsystem of localized magnetic ions.

In this approach, instead of computing the grand-canonical partition function and its derivatives with respect to $\beta = 1/k_B T$ to infer the various thermodynamic functions, one represents the grand-canonical partition function as a path integral over Grassmann coherent states [69]. This amounts to replacing, at finite temperature, the creation and annihilation operators, $C_{\mathbf{k}\alpha}^\dagger(t), C_{\mathbf{k}\alpha}(t)$, in the Heisenberg representation, by the imaginary-time dependent Grassmann fields $\psi_{\mathbf{k}\alpha}^*(\tau = it), \psi_{\mathbf{k}\alpha}(\tau = it)$, respectively. Note that whereas $C_{\mathbf{k}\alpha}^\dagger$ is the adjoint of $C_{\mathbf{k}\alpha}$, the two Grassmann fields $\psi_{\mathbf{k}\alpha}^*$ and $\psi_{\mathbf{k}\alpha}$ are independent of each other.

1. Euclidean action

Using these new variables, the grand-canonical partition function reads [see *e.g.* Refs. [69, 72, 84]]

$$Z = \text{Tr} e^{-\beta \mathcal{H}} = \int \mathcal{D}[\mathbf{S}] \mathcal{D}[\psi^*] \mathcal{D}[\psi] e^{-\mathcal{A}_E} \quad (\text{A1})$$

where \mathcal{A}_E is the Euclidean action (of the general form $\mathcal{A}_E = \int_0^\beta d\tau [\eta^* \partial_\tau \eta + \mathcal{H}(\eta^*, \eta)]$)

$$\mathcal{A}_E = \int_0^\beta d\tau \sum_{\alpha, \beta} \sum_{\mathbf{k}, \mathbf{p}} \psi_{\mathbf{k}\alpha}^*(\tau) \Lambda_{\alpha\beta}(\mathbf{k}, \mathbf{p}; \tau) \psi_{\mathbf{p}\beta}(\tau) \quad (\text{A2})$$

with the bi-linear form

$$\Lambda_{\alpha\beta}(\mathbf{k}, \mathbf{p}; \tau) = \left[\delta_{\alpha\beta} \partial_\tau + E_{\mathbf{k}} \delta_{\alpha\beta} - (\boldsymbol{\xi} \cdot \boldsymbol{\sigma}_{\alpha\beta}) \right] \delta_{\mathbf{k}\mathbf{p}} + \frac{1}{V} \Upsilon(\mathbf{k} - \mathbf{p}, \tau). \quad (\text{A3})$$

Note that the Grassmann integration variables obey the anti-periodic boundary conditions in imaginary time [72, 85]

$$\psi_{\mathbf{k}\alpha}^*(\tau + \beta) = -\psi_{\mathbf{k}\alpha}^*(\tau), \quad \psi_{\mathbf{k}\alpha}(\tau + \beta) = -\psi_{\mathbf{k}\alpha}(\tau). \quad (\text{A4})$$

Next, we discuss the integration measure $\mathcal{D}[\mathbf{S}] \mathcal{D}[\psi^*] \mathcal{D}[\psi]$ in Eq. (A1). For the (local) spin variables S_α , we have ($S_\alpha = S_{s_\alpha}$)

$$\mathcal{D}[\mathbf{S}] = \prod_{\alpha=1}^{\mathcal{N}} ds_\alpha = \prod_{\alpha=1}^{\mathcal{N}} \sin \theta_\alpha d\varphi_\alpha.$$

For the Grassmann variables, we first write

$$\begin{aligned} \psi_{\mathbf{k}\alpha}^*(\tau) &= \frac{1}{\sqrt{\beta}} \sum_{n \in \mathbb{Z}} \psi_{\mathbf{k}, \omega_n, \alpha}^* e^{i\omega_n \tau}, \\ \psi_{\mathbf{k}\alpha}(\tau) &= \frac{1}{\sqrt{\beta}} \sum_{n \in \mathbb{Z}} \psi_{\mathbf{k}, \omega_n, \alpha} e^{-i\omega_n \tau}, \end{aligned} \quad (\text{A5})$$

where ω_n are the Matsubara frequencies given by

$$\omega_n = \frac{\pi}{\beta} (2n + 1), \quad n \in \mathbb{Z} \quad (\text{A6})$$

with

$$\frac{1}{\beta} \int_0^\beta d\tau e^{i(\omega_n - \omega_m)\tau} = \delta_{mn}. \quad (\text{A7})$$

Then, we have the measure for the Grassmann variables

$$\mathcal{D}[\psi^*] \mathcal{D}[\psi] = \prod_{\mathbf{k}, n, \alpha} d\psi_{\mathbf{k}, \omega_n, \alpha}^* d\psi_{\mathbf{k}, \omega_n, \alpha}.$$

For the bosonic fields, we use the Fourier transforms

$$\begin{aligned} \Phi_{\mathbf{pl}}(\mathbf{q}, \tau) &= \frac{1}{\beta} \sum_{l \in \mathbb{Z}} e^{i\Omega_l \tau} \Phi_{\mathbf{pl}}(\mathbf{q}, \Omega_l), \\ \mathbf{S}(\mathbf{q}, \tau) &= \frac{1}{\beta} \sum_{l \in \mathbb{Z}} e^{i\varpi_l \tau} \mathbf{S}(\mathbf{q}, \varpi_l), \end{aligned}$$

with $\Omega_l = 2\pi l/\beta$ and $\varpi_l = 2\pi l/\beta$ being bosonic Matsubara frequencies.

Therefore, Eq. (A2) becomes

$$\begin{aligned} \mathcal{A}_E &= \sum_{\alpha, \beta} \sum_{\mathbf{k}, \mathbf{p}} \sum_{n, m \in \mathbb{Z}} \psi_{\mathbf{k}, \omega_n, \alpha}^* (-i\omega_n) \delta_{\alpha\beta} \delta_{\mathbf{k}\mathbf{p}} \delta_{mn} \psi_{\mathbf{p}, \omega_m, \beta} \\ &+ \sum_{\alpha, \beta} \sum_{\mathbf{k}, \mathbf{p}} \sum_{n, m \in \mathbb{Z}} \psi_{\mathbf{k}, \omega_n, \alpha}^* \left[E_{\mathbf{k}} \delta_{\alpha\beta} - (\boldsymbol{\xi} \cdot \boldsymbol{\sigma}_{\alpha\beta}) \right] \delta_{\mathbf{k}\mathbf{p}} \delta_{mn} \psi_{\mathbf{p}, \omega_m, \beta} \\ &+ \sum_{\alpha, \beta} \sum_{\mathbf{k}, \mathbf{p}} \sum_{n, m \in \mathbb{Z}} \psi_{\mathbf{k}, \omega_n, \alpha}^* \frac{1}{\beta V} \left[\Phi_{\mathbf{pl}}(\mathbf{k} - \mathbf{p}, \Omega_{m-n}) \delta_{\alpha\beta} - \frac{\lambda}{2} \mathbf{S}(\mathbf{k} - \mathbf{p}, \varpi_{m-n}) \cdot \boldsymbol{\sigma}_{\alpha\beta} \right] \delta_{mn} \psi_{\mathbf{p}, \omega_m, \beta} \end{aligned} \quad (\text{A8})$$

where $\varpi_{m-n} = \varpi_m - \varpi_n = 2\pi(m-n)/\beta$, similarly for Ω_{m-n} .

To simplify the notation, we will use the short hand notation $k = (\mathbf{k}, n)$, $p = (\mathbf{p}, m)$, $q = (\mathbf{q}, l)$, etc, and rewrite the action as follows:

$$\mathcal{S}_E = \sum_{k, p} \sum_{\alpha, \beta} \psi_{k, \alpha}^* \Lambda_{\alpha\beta}^{nm}(k, p) \psi_{p, \beta}$$

with

$$\Lambda_{\alpha\beta}^{nm}(k, p) = - \left[(i\omega_n - E_{\mathbf{k}}) \delta_{\alpha\beta} + (\boldsymbol{\xi} \cdot \boldsymbol{\sigma}_{\alpha\beta}) \right] \delta_{kp} + \frac{1}{\beta V} \left[\Phi_{\mathbf{pl}}(k-p) \delta_{\alpha\beta} - \frac{\lambda}{2} \mathbf{S}(k-p) \cdot \boldsymbol{\sigma}_{\alpha\beta} \right] \quad (\text{A9})$$

where $\delta_{kp} \equiv \delta_{\mathbf{k}\mathbf{p}} \delta_{mn}$ and $(k-p) \rightarrow (\mathbf{k} - \mathbf{p}, \varpi_{m-n})$, remembering that for the spin variables we have the frequencies ϖ_m while for the external charge disturbance, these are Ω_m .

Summing up, the previous developments, we write

$$\begin{aligned} Z &= \int \mathcal{D}[\mathbf{S}] \mathcal{D}[\psi^*] \mathcal{D}[\psi] e^{-\mathcal{S}_E} = \int \mathcal{D}[\mathbf{S}] \times \prod_{\mathbf{k}, n, \alpha} d\psi_{\mathbf{k}, \omega_n, \alpha}^* d\psi_{\mathbf{k}, \omega_n, \alpha} e^{-\mathcal{A}_E} \\ &= \int \mathcal{D}[\mathbf{S}] \times \prod_{\mathbf{k}, n, \alpha} d\psi_{\mathbf{k}, \omega_n, \alpha}^* d\psi_{\mathbf{k}, \omega_n, \alpha} \exp \left\{ - \sum_{k, p} \sum_{\alpha, \beta} \psi_{k, \alpha}^* \Lambda_{\alpha\beta}^{nm}(\mathbf{k}, \mathbf{p}) \psi_{p, \beta} \right\}. \end{aligned}$$

Then, after integration over the Grassmann variables using $\int dc^* dc e^{-\int c^* M c} = \det M$, we obtain

$$Z = \int \mathcal{D}[\mathbf{S}] \times \det \Lambda = \int \mathcal{D}[\mathbf{S}] \times e^{\ln(\det \Lambda)} \equiv \int \mathcal{D}[\mathbf{S}] \times e^{-\mathcal{A}_{\text{eff}}}$$

where the effective \mathcal{A}_{eff} action is given by $\mathcal{A}_{\text{eff}} = -\ln(\det \Lambda) = -\text{Tr} \ln(\Lambda)$; the trace includes a trace on both the conduction electron variables and the spin variables.

2. Expanding in sd coupling

In the one-band model, the conduction band $E_{\mathbf{k}} = z\eta\gamma_{\mathbf{k}}$, $\gamma_{\mathbf{k}} = \sum_{\mathbf{a}} e^{i\mathbf{k}\cdot\mathbf{a}}/z$, is very large as compared to the sd exchange coupling λS [see Eq. (7)]. In FMS, such as europium chalcogenides (EuS), the band width is of 3 – 5 eV and the sd coupling is circa 0.5 eV [see the review 10]. A similar situation applies in the case of DMS [see textbook 63 and Ref. 66]. As such, we may perform an expansion with respect to the coupling constant λ , see also discussion in Ref. 86. For this purpose, we rewrite the tensor in Eq. (A9) as $\Lambda = \mathcal{F} + \Pi$, *i.e.* splitting Λ into two parts \mathcal{F} and Π whose components are given by

$$\begin{aligned}\mathcal{F}_{\alpha\beta}^{nm}(\mathbf{k}, \mathbf{p}) &= -\left[(i\omega_n - E_{\mathbf{k}})\delta_{\alpha\beta} + (\boldsymbol{\xi} \cdot \boldsymbol{\sigma}_{\alpha\beta})\right]\delta_{\mathbf{k}\mathbf{p}} + \frac{1}{\beta V}\Phi_{\text{pl}}(\mathbf{k} - \mathbf{p})\delta_{\alpha\beta}, \\ \Pi_{\alpha\beta}^{nm}(\mathbf{k}, \mathbf{p}) &= -\frac{\lambda}{2\beta V}\mathbf{S}(\mathbf{k} - \mathbf{p}) \cdot \boldsymbol{\sigma}_{\alpha\beta}.\end{aligned}\quad (\text{A10})$$

\mathcal{F} represents the free contribution and Ξ that of the λ interaction, considered here as a perturbation. Then, dropping the first term which does not contain spin operators, we write $\mathcal{A}_{\text{eff}} = -\text{Tr} \log \Lambda = \mathcal{A}_{\text{eff}}^{(1)} + \mathcal{A}_{\text{eff}}^{(2)}$, where the 1st and 2nd order contributions to the effective action are given by

$$\begin{aligned}\mathcal{A}_{\text{eff}}^{(1)} &= -\text{Tr} [\mathcal{F}^{-1}\Pi], \\ \mathcal{A}_{\text{eff}}^{(2)} &= \frac{1}{2}\text{Tr} [(\mathcal{F}^{-1}\Pi)^\dagger (\mathcal{F}^{-1}\Pi)].\end{aligned}\quad (\text{A11})$$

The next task consists in computing the trace appearing above which involves summing over the spin degrees of freedom, the wave vectors and frequencies. We will first compute the trace over the (electron) spin variables using the well known properties of the spin-1/2 algebra of the Pauli matrices $\sigma_i, i = 1, 2, 3$. For later reference, we introduce a few new operators. First, we rewrite the operator \mathcal{F} appearing in (A10), which represents the contribution in the absence of the sd coupling, as

$$\mathcal{F}_{\alpha\beta}^{nm}(\mathbf{k}, \mathbf{p}) = F^{nm}(\mathbf{k}, \mathbf{p})\delta_{\alpha\beta} - \delta_{\mathbf{k}\mathbf{p}}\delta^{nm}(\boldsymbol{\xi} \cdot \boldsymbol{\sigma}_{\alpha\beta}) \quad (\text{A12})$$

where

$$F^{nm}(\mathbf{k}, \mathbf{p}) = F_0^{nm}(\mathbf{k}, \mathbf{p}) + \frac{1}{\beta V}\Phi_{\text{pl}}(\mathbf{k} - \mathbf{p}, \Omega_{m-n}) \quad (\text{A13})$$

is the contribution in the absence of the effective magnetic field (and is thereby independent of spin variables) and

$$F_0^{nm}(\mathbf{k}, \mathbf{p}) = -(i\omega_n - E_{\mathbf{k}})\delta^{nm}\delta_{\mathbf{k}\mathbf{p}} \quad (\text{A14})$$

is the contribution in the absence of any kind of interactions. Note that in tensor form, we may write $\mathcal{F} = F \otimes \mathbb{1}_s - \mathbb{1}_p \otimes (\boldsymbol{\xi} \cdot \boldsymbol{\sigma})$, where $\mathbb{1}_s, \mathbb{1}_p$ are the identity matrices in the space of spin variables and wave vectors, respectively.

To compute the inverse of \mathcal{F} , needed in Eq. (A11), we note that, with regard to spin variables, \mathcal{F} is a linear combination of the unit matrix $\mathbb{1}_s$ and the three Pauli matrices $\boldsymbol{\sigma}$, forming a complete set of the space of 2×2 matrices. Hence, we may seek \mathcal{F}^{-1} in the form $\mathcal{F}^{-1} = M\mathbb{1}_s + \boldsymbol{\phi} \cdot \boldsymbol{\sigma}$, where M is an $\mathcal{N} \times \mathcal{N}$ matrix in phase space and $\boldsymbol{\phi}$ is a result of an $\mathcal{N} \times \mathcal{N}$ matrix acting on a vector. Then, using $\text{Tr}\sigma^i = 0$ and $(\sigma^i)^2 = \mathbb{1}_s$, we obtain the coefficients M and $\boldsymbol{\phi}$. Doing so, we find that the inverse of \mathcal{F} is given by

$$\begin{aligned}\mathcal{F}^{-1} &= -(\xi^2\mathbb{1}_p - F^2)^{-1}[F\mathbb{1}_s + (\boldsymbol{\xi} \cdot \boldsymbol{\sigma})] \\ &\equiv -\mathcal{D}[F\mathbb{1}_s + (\boldsymbol{\xi} \cdot \boldsymbol{\sigma})]\end{aligned}\quad (\text{A15})$$

where we have introduced the tensor

$$\mathcal{D} \equiv (\xi^2\mathbb{1}_p - F^2)^{-1} = (\xi\mathbb{1}_p - F)^{-1}(\xi\mathbb{1}_p + F)^{-1} \quad (\text{A16})$$

which is also diagonal in spin variables. We then obtain the result

$$\mathcal{F}^{-1}\Xi = \frac{\lambda}{2\beta V}\mathcal{D}(\boldsymbol{\xi} \cdot \boldsymbol{\sigma} + F\mathbb{1}_s) \times [\mathbf{S}(\mathbf{k} - \mathbf{p}) \cdot \boldsymbol{\sigma}]. \quad (\text{A17})$$

Finally, we define the Green's function

$$\begin{aligned}\mathcal{G} &\equiv -\mathcal{F} = \mathcal{D}(F\mathbf{1}_s + \boldsymbol{\xi} \cdot \boldsymbol{\sigma}) \\ &= (\boldsymbol{\xi}\mathbf{1}_p - F)^{-1} (\boldsymbol{\xi}\mathbf{1}_p + F)^{-1} (F\mathbf{1}_s + \boldsymbol{\xi} \cdot \boldsymbol{\sigma}).\end{aligned}\quad (\text{A18})$$

It is easy to see that when there is no external disturbance ($\Phi_{\text{pl}} \equiv 0$, $\xi = 0$), \mathcal{G} becomes the ‘‘free propagator’’ $\mathcal{G}_0 = -F^{-1}$ with the components

$$\boxed{(\mathcal{G}_0)_{\alpha\beta}^{nm}(\mathbf{k}, \mathbf{p}) = \frac{1}{i\omega_n - E_{\mathbf{k}}} \delta_{\alpha\beta} \delta_{\mathbf{k}\mathbf{p}} \delta_{nm}}. \quad (\text{A19})$$

Next, to obtain the 1st and 2nd order contributions, we compute the traces in Eq. (A11) using the following identities (which are well known properties of the spin-1/2 algebra)

$$\begin{aligned}(\boldsymbol{\sigma} \cdot \mathbf{a})(\boldsymbol{\sigma} \cdot \mathbf{b}) &= (\mathbf{a} \cdot \mathbf{b}) \mathbf{1}_s + i\boldsymbol{\sigma} \cdot (\mathbf{a} \times \mathbf{b}). \\ \text{Tr} \boldsymbol{\sigma}^i &= 0, \\ \text{Tr}(\boldsymbol{\sigma}^i \boldsymbol{\sigma}^j) &= 2\delta^{ij}, \quad i, j = 1, 2, 3, \\ \text{Tr}(\boldsymbol{\sigma}^i \boldsymbol{\sigma}^j \boldsymbol{\sigma}^k) &= 2i\epsilon^{ijk}, \\ \text{Tr}(\boldsymbol{\sigma}^i \boldsymbol{\sigma}^j \boldsymbol{\sigma}^k \boldsymbol{\sigma}^l) &= 2(\delta^{ij}\delta^{kl} - \delta^{ik}\delta^{jl} + \delta^{il}\delta^{jk}).\end{aligned}\quad (\text{A20})$$

Doing so we obtain the effective action in Eq. (A21).

$$\begin{aligned}\mathcal{A}_{\text{eff}} &= -\frac{\lambda}{\beta V} \sum_{p,\kappa} \mathcal{D}_{p,p+\kappa} [\boldsymbol{\xi} \cdot \mathbf{S}(\kappa)] \\ &+ 2 \left(\frac{\lambda}{2\beta V} \right)^2 \sum_{p,q} \sum_{\kappa,\kappa'} \mathcal{D}_{p,q+\kappa} \mathcal{D}_{q,p+\kappa'} [\boldsymbol{\xi} \cdot \mathbf{S}(\kappa)] [\boldsymbol{\xi} \cdot \mathbf{S}(\kappa')] \\ &+ \left(\frac{\lambda}{2\beta V} \right)^2 \sum_{p,q} \sum_{\kappa,\kappa'} \left\{ [\mathcal{D}F]_{p,q+\kappa} [\mathcal{D}F]_{q,p+\kappa'} - \xi^2 \mathcal{D}_{p,q+\kappa} \mathcal{D}_{q,p+\kappa'} \right\} [\mathbf{S}(\kappa) \cdot \mathbf{S}(\kappa')]\end{aligned}\quad (\text{A21})$$

with the operators F and \mathcal{D} being given by Eqs. (A12) and (A16), respectively.

Note that the 1st-order contribution (first line) vanishes in the absence of the applied magnetic field. This contribution leads to an effective gyromagnetic factor of the localized spins [52, 62, 65, 87, 88] which is linear in the magnetic field. The 2nd-order contribution yields two types of effective exchange coupling that depend on the (effective) magnetic field (Ξ). This will be discussed at length in the next sections.

3. Effective spin Hamiltonian of the MS in an external magnetic field

In what follows we focus on the derivation of the effective Hamiltonian for the localized spins under an external magnetic field, ignoring the electrical disturbance.

In the presence of the splitting field ($\Xi \neq 0$), \mathcal{D} is given by Eq. (A16) and the 1st order contribution to the effective action becomes

$$\mathcal{A}_{\text{eff}}^{(1)} = -\frac{1}{2} \frac{\lambda}{V} \sum_{\mathbf{k}} \left\{ \frac{1}{\beta} \sum_n \left[\frac{1}{i\omega_n - E_{\mathbf{k}}^-} - \frac{1}{i\omega_n - E_{\mathbf{k}}^+} \right] \right\} (\mathbf{S}_0 \cdot \mathbf{e}_{\boldsymbol{\xi}})$$

where we have introduced $\mathbf{e}_{\boldsymbol{\xi}} = \boldsymbol{\xi}/\xi$, the verse of the magnetic field and $\mathbf{S}_0 = \sum_i \mathbf{S}_i$.

Next, we make use of the usual technique to sum over the Matsubara frequencies [89]

$$\frac{1}{\beta} \sum_{n \in \mathbb{Z}} g(i\omega_n) = \sum_{z_0 \in \text{poles}(g)} \text{Res}_{z=z_0} [g(z) f_{\eta}(z)] \quad (\text{A22})$$

where $g(z)$ is supposed to be a holomorphic function except at the poles $z = z_0$ and $f_\eta(z)$ is the distribution function

$$f_\eta(z) = \begin{cases} \frac{1}{e^{\beta z} + 1}, & \text{Fermi - Dirac } (\eta = -1), \quad \omega_n = \frac{\pi}{\beta} (2n + 1), \\ \frac{1}{e^{\beta z} - 1}, & \text{Bose - Einstein } (\eta = 1), \quad \omega_n = \frac{2\pi n}{\beta}. \end{cases}$$

In particular, we have the general formula

$$\frac{1}{\beta} \sum_n \frac{1}{(i\omega_n - \varepsilon)^l} = -\frac{\eta}{(l-1)!} \left(\frac{\partial^{l-1} f_\eta}{\partial \varepsilon^{l-1}} \right) (\varepsilon). \quad (\text{A23})$$

Consequently, the first contribution to the effective action becomes

$$\mathcal{A}_{\text{eff}}^{(1)} = -\frac{\lambda}{2V} \sum_{\mathbf{k}} [f_{\text{FD}}(E_{\mathbf{k}}^+) - f_{\text{FD}}(E_{\mathbf{k}}^-)] (\mathbf{S}_0 \cdot \mathbf{e}_\xi). \quad (\text{A24})$$

This can also be rewritten as

$$\mathcal{A}_{\text{eff}}^{(1)} = -\frac{\lambda}{8} \left(\frac{1}{V} \sum_{\mathbf{k}} \frac{\sinh(\beta\xi)}{\cosh(\beta E_{\mathbf{k}}^+) \cosh(\beta E_{\mathbf{k}}^-)} \right) (\mathbf{S}_0 \cdot \mathbf{e}_\xi)$$

with

$$E_{\mathbf{k}}^\mu = E_{\mathbf{k}} + \mu \Xi, \mu = \pm 1 \quad (\text{A25})$$

The sum over \mathbf{k} yields the population difference induced by the effective magnetic field, or equivalently the polarization of the band. Obviously, this effect vanishes for $\Xi = 0$.

The calculation of the 2nd-order contribution is more involved and comprises several different contributions. It makes use of the same technique for computing the various sums over Matsubara frequencies. We also use the fact that the Fermi-Dirac distribution function does not change under a translation by a bosonic frequency, *i.e.* $f_{\text{FD}}(\varepsilon + i\varpi_m) = f_{\text{FD}}(\varepsilon)$.

The final result for the 2nd-order contribution to the effective action then reads

$$\begin{aligned} \mathcal{A}_{\text{eff}}^{(2)} = & \frac{1}{2} \left(\frac{\lambda}{2V} \right)^2 \sum_{\mathbf{p}, \mathbf{k}} \frac{1}{\beta} \sum_m [\mathbf{S}(-\mathbf{k}) \cdot \mathbf{S}(\mathbf{k})] \left\{ \frac{f_{\text{FD}}(E_{\mathbf{p}}^-) - f_{\text{FD}}(E_{\mathbf{p}+\mathbf{k}}^+)}{i\varpi_m + E_{\mathbf{p}} - E_{\mathbf{p}+\mathbf{k}} - 2\Xi} + (\Xi \longleftrightarrow -\Xi) \right\} \\ & + \frac{1}{2} \left(\frac{\lambda}{2V} \right)^2 \sum_{\mathbf{k}, \mathbf{p}} \frac{1}{\beta} \sum_m [\mathbf{S}(-\mathbf{k}) \cdot \mathbf{e}_\xi] [\mathbf{S}(\mathbf{k}) \cdot \mathbf{e}_\xi] \\ & \left\{ \frac{f_{\text{FD}}(E_{\mathbf{p}}^-) - f_{\text{FD}}(E_{\mathbf{p}+\mathbf{k}}^-)}{i\varpi_m + E_{\mathbf{p}} - E_{\mathbf{p}+\mathbf{k}}} - \frac{f_{\text{FD}}(E_{\mathbf{p}}^-) - f_{\text{FD}}(E_{\mathbf{p}+\mathbf{k}}^+)}{i\varpi_m + E_{\mathbf{p}} - E_{\mathbf{p}+\mathbf{k}} - 2\Xi} + (\Xi \longleftrightarrow -\Xi) \right\}. \end{aligned} \quad (\text{A26})$$

Note that the latter expression is an even function of the magnetic field variable Ξ .

Therefore, the total effective action of the subsystem of localized spins, in the presence of an external magnetic field, is given in Eq. (12).

Appendix B: Spin-wave energy

Defining the retarded Green's function

$$G^{(r)}(i-j, t) = -i\theta(t) \langle [S_i^-(t), S_j^+(0)] \rangle \quad (\text{B1})$$

and using its equation of motion

$$\begin{aligned} i \frac{dG^{(r)}(i-j, t)}{dt} &= -\delta(t) \langle [S_i^-(0), S_j^+(0)] \rangle + \theta(t) \left\langle \left[\frac{dS_i^-(t)}{dt}, S_j^+(0) \right] \right\rangle \\ &= 2\delta(t) \delta_{ij} \langle S_i^Z \rangle + i\theta(t) \langle [[\mathcal{H}, S_i^-(t)], S_j^+(0)] \rangle. \end{aligned}$$

Then, using the Hamiltonian (28) and the $SU(2)$ spin algebra

$$[S_i^z, S_j^\mu] = \mu S_i^\mu \delta_{ij}, \quad [S_i^+, S_j^-] = 2\delta_{ij} S_i^z$$

we obtain

$$[\mathcal{H}, S_k^-(t)] = - \sum_i \tilde{\mathcal{J}}_\perp^{ik} (S_k^z S_i^- + S_i^- S_k^z) + \sum_i \tilde{\mathcal{J}}_\parallel^{ik} (S_i^z S_k^- + S_k^- S_i^z)$$

where we have used the fact that the exchange coupling is symmetrical in space.

Next, we use the spin algebra again

$$\begin{aligned} [S_i^z, S_k^-] &= S_i^z S_k^- - S_k^- S_i^z = -S_i^- \delta_{ik}, \\ [S_i^-, S_k^z] &= S_i^- S_k^z - S_k^z S_i^- = S_i^- \delta_{ik} \end{aligned}$$

we write

$$S_k^- S_i^z = S_i^z S_k^- + S_i^- \delta_{ik}, \quad S_i^- S_k^z = S_k^z S_i^- + S_k^- \delta_{ik}$$

and thereby ($\tilde{\mathcal{J}}_\perp^{ii} = 0 = \tilde{\mathcal{J}}_\parallel^{ii}$)

$$[\mathcal{H}, S_k^-(t)] = -2 \sum_i \tilde{\mathcal{J}}_\perp^{ik} S_k^z S_i^- + 2 \sum_i \tilde{\mathcal{J}}_\parallel^{ik} S_i^z S_k^-.$$

Therefore, we obtain

$$\begin{aligned} i \frac{dG^{(r)}(i-j, t)}{dt} &= -2\delta(t)\delta_{ij} \langle S_i^z \rangle \\ &+ 2 \sum_l \tilde{\mathcal{J}}_\perp^{li} (-i\theta(t) \langle [S_i^z S_l^-, S_j^+(0)] \rangle) - 2 \sum_l \tilde{\mathcal{J}}_\parallel^{li} (-i\theta(t) \langle [S_l^z S_i^-, S_j^+(0)] \rangle). \end{aligned}$$

According to Bogoliubov and Tyablikov[77], one uses the following approximation

$$-i\theta(t) \langle [(S_k^z S_i^-)(t), S_j^+(0)] \rangle = \langle S^z \rangle G_{ij}^{(r)}(t) \quad (\text{B2})$$

where $\langle S_k^z \rangle = \langle S^z \rangle$. This leads to the following equation for the Green function $G_{ij}^{(r)}(t)$,

$$i \frac{dG_{ij}^{(r)}(t)}{dt} = -2\delta(t)\delta_{ij} \langle S^z \rangle + 2 \langle S^z \rangle \left[\sum_l \tilde{\mathcal{J}}_\perp^{li} G_{lj}^{(r)}(t) - \sum_l \tilde{\mathcal{J}}_\parallel^{li} G_{ij}^{(r)}(t) \right].$$

Transforming to the Fourier components of $G_{kj}^{(r)}(t)$ with respect to time-space coordinates,

$$G_{ij}^{(r)}(t) = \int \int \frac{d\omega}{2\pi} e^{-i\omega t} \frac{d^3k}{(2\pi)^3} e^{-i\mathbf{k}\mathbf{r}_{ij}} G^{(r)}(\mathbf{k}, \omega)$$

we obtain the dispersion law by solving for ω given in Eq. (3).

Appendix C: Effective exchange couplings in direct space

Using our notations and correcting a misprint, we rewrite the expression for the inverse Fourier transform of the transverse coupling given in Ref. [74] as follows,

$$\begin{aligned} \mathcal{J}_\perp(r, 0; \xi) &= \frac{\lambda^2 m}{8\pi^3 \hbar^2 r^4} \left\{ \right. \\ &+ \left[(k_F^-)^2 r^2 - 2 \right] (k_F^+ r) \cos(k_F^+ r) - (k_F^+ k_F^- r^2 - 2) \left(\sqrt{k_F^+ k_F^-} r \right) \cos \left(\sqrt{k_F^+ k_F^-} r \right) \\ &+ \left[(k_F^-)^2 r^2 + 2 \right] \sin(k_F^+ r) - (k_F^+ k_F^- r^2 + 2) \sin \left(\sqrt{k_F^+ k_F^-} r \right) \\ &+ k_F^+ k_F^- r^2 \left[\text{Si}(k_F^+ r) - \text{Si} \left(\sqrt{k_F^+ k_F^-} r \right) \right] \left. \right\} \\ &+ \frac{\lambda^2 m}{4\pi^3 \hbar^2 r^4} \left[(k_F^+ k_F^- r^2) \text{H}_0 \left(\sqrt{2k_F^+ k_F^-} r \right) - r \sqrt{2k_F^+ k_F^-} \text{H}_1 \left(\sqrt{2k_F^+ k_F^-} r \right) \right] \end{aligned} \quad (\text{C1})$$

where

$$\text{Si}(z) = \int_0^z dt \frac{\sin t}{t},$$

and $H_n(z)$, $n = 0, 1$ is the Struve function that is given by the solution of differential equation[90]

$$z^2 \frac{d^2 y}{dz^2} + z \frac{dy}{dz} + (z^2 - n^2) y = \frac{2}{\pi} \frac{z^{n+1}}{\pi (2n-1)!!}.$$