

# STRUCTURED SKETCHING FOR LINEAR SYSTEMS\*

JOHANNES J. BRUST<sup>†</sup> AND MICHAEL A. SAUNDERS<sup>‡</sup>

**Abstract.** For linear systems  $Ax = b$  we develop iterative algorithms based on a sketch-and-project approach. By using judicious choices for the sketch, such as the history of residuals, we develop weighting strategies that enable short recursive formulas. The proposed algorithms have a low memory footprint and iteration complexity compared to regular sketch-and-project methods. In a set of numerical experiments the new methods compare well to GMRES, SYMMLQ and state-of-the-art randomized solvers.

**Key words.** randomized sketching, CG, GMRES, SYMMLQ, sketch-and-project, Kaczmarz method, data science

**MSC codes.** 15A06, 15B52, 65F10, 68W20, 65Y20, 90C20

**1. Introduction.** For data science and scientific computing, consider the solution of large, possibly sparse, general linear systems

$$(1.1) \quad Ax = b,$$

where  $A$  is a real  $m \times n$  matrix, the unknowns are  $x \in \mathbb{R}^n$ , and  $b \in \mathbb{R}^m$  is the right-hand side. We develop methods for general systems with a focus on square and overdetermined problems. Direct algorithms use a factorization of  $A$  (Golub and Van Loan [10]). With appropriate pivoting strategies, these methods are very accurate and reliable. Sparse factorizations exist for almost all direct algorithms (Davis [7]). Nevertheless, sparse pivoting strategies are sometimes too costly. When  $A$  is only available as a linear operator, or the system is too large or otherwise not suitable for a direct method, then iterative methods are most effective (Saad [17], Barrett et al. [2]). In particular, for modern data-driven applications, system (1.1) may constitute a random subset of a larger dataset, or it may be contaminated by noise, so that highly accurate solutions are not needed or even desired. In this context, *sketching methods* have become popular (Woodruff et al. [20]), especially in the artificial intelligence and machine learning community (Liberty [13]). For some sketching matrix  $S \in \mathbb{R}^{m \times r}$  with  $r \ll m$ , a solution of

$$(1.2) \quad S^T Ax = S^T b$$

approximates  $x$  in the original system (1.1). If  $n$  is not too large, Blendenpik [1] and LSRN [14] use (1.2) to construct a preconditioner for LSQR to solve (1.1). The value of  $r > 0$  needs to be set in advance. Higher values of  $r$  usually result in higher computational cost, but also improved numerical performance.

The methods of Gower and Richtárik [11] and Richtárik and Takác [16] solve a sequence of sketched problems

$$\min \|p\|_B \quad \text{subject to} \quad S^T Ap = S^T(b - Ax), \quad x \leftarrow x + p$$

\*Version of July 2, 2024. Submitted to the editors Summer 2024.

**Funding:** This work was partially funded by the startup fund at Arizona State University.

<sup>†</sup>School of Mathematical and Statistical Sciences, Arizona State University, Tempe, AZ (jjbrust@asu.edu).

<sup>‡</sup> Department of Management Science and Engineering, Stanford University, Stanford, CA (saunders@stanford.edu).

with a different random  $S$  each time, a symmetric positive definite  $B \in \mathbb{R}^{n \times n}$ , and  $\|p\|_B = (p^T B p)^{\frac{1}{2}}$ . This process is referred to as a *Sketch-and-Project* approach.

In Gower and Richtárik’s analysis [11], the convergence rate  $\rho$  for solving (1.1) ( $0 < \rho < 1$ ) depends on the smallest eigenvalue of a certain matrix. Because the convergence depends on a rate that can be arbitrarily close to one, the observed numerical performance may be slow.

**1.1. Notation.** The integer  $k \geq 1$  represents the iteration index. Vector  $e_j$  denotes the  $j^{\text{th}}$  column of the identity matrix  $I$ , with dimension depending on the context. The  $i^{\text{th}}$  row of  $A$  is  $a_{i*} = e_i^T A$ , while the  $j^{\text{th}}$  column is  $a_j = A e_j$ . For the  $k^{\text{th}}$  solution estimate  $x_k$ , the residual vector is  $r_k := b - A x_k$ , with associated vector  $y_k := A^T r_k$ . We abbreviate “symmetric positive definite” to *spd* and “symmetric indefinite” to *sid*. Lower-case Greek letters represent scalars. For an *spd* matrix  $B \in \mathbb{R}^{n \times n}$ , the scaled 2-norm of an  $n$ -vector  $p$  is  $\|p\|_B = (p^T B p)^{\frac{1}{2}}$ . The standard 2-norm is  $\|p\|_2 = \|p\| = (p^T p)^{\frac{1}{2}}$ .

**1.2. Sketching methods.** Based on the idea that the next iterate  $x_k$  solves a sketched system, a class of methods can be derived in the form

$$(1.3) \quad S_k^T A(x_{k-1} + p_k) = S_k^T b$$

$$(1.4) \quad x_k = x_{k-1} + p_k$$

for  $k = 1, 2, \dots$ , where  $S_k$  is  $m \times r$  with  $r \ll m$ , and  $p_k \in \mathbb{R}^n$  is the update. Note that  $S_k$  in (1.3) has index  $k$  and depends on the iteration. To compute  $p_k$ , we can solve the sketched system (1.3) in the equivalent form

$$(1.5) \quad S_k^T A p_k = S_k^T r_{k-1}.$$

When the sketch is  $S_k = e_{i_k}$  (one random column of the identity), the minimum-norm solution of (1.3) and hence (1.5) is

$$p_k = \frac{b_{i_k} - a_{i_k*}^T x_{k-1}}{\|a_{i_k*}\|_2^2} a_{i_k*}^T.$$

This update and the corresponding iterate  $x_k = x_{k-1} + p_k$  is the popular randomized Kaczmarz method (Strohmer and Vershynin [19]). Note that for a symmetric full-rank square matrix  $B$  and sketch  $S_k = e_{i_k}$ , the update

$$(1.6) \quad p_k = \frac{b_{i_k} - a_{i_k*}^T x_{k-1}}{\|a_{i_k*}\|_{B^{-1}}^2} B^{-1} a_{i_k*}^T$$

is also a valid solution of (1.5). Nevertheless, to the best of our knowledge, an update like (1.6) remains largely unexplored. Importantly, there exist infinitely many updates like (1.6) because there exist arbitrarily many  $B$ ’s.

**1.3. Contributions.** In the context of sketch-and-project methods, this article develops judicious weights  $B$ , which we view as implicit preconditioning strategies. Instead of using a uniform weight across all problems  $Ax = b$  (e.g.,  $B = I$  for all problems) we consider weights for different types of linear system. For instance, if  $A$  is symmetric we consider weighting by the matrix itself (i.e.,  $B = A$ ). Each specific choice of  $B$  results in a different method. When  $A$  is symmetric indefinite, we develop a new method that performs well compared to state-of-the-art random or deterministic methods. For general  $A$ , we develop a  $B$  that results in a nested algorithm. Numerical experiments on relatively large sparse systems demonstrate that the proposed method is effective compared to GMRES and alternative weightings.

**2. PLSS.** The Projected Linear Systems Solver (Brust and Saunders [6]) is a family of methods that allows the use of deterministic or random sketches. The main assumptions about the sketch are its size and rank at iteration  $k$ :

$$(2.1) \quad S_k = [s_1 \quad s_2 \quad \cdots \quad s_k] \in \mathbb{R}^{m \times k}, \quad \text{rank}(S_k) = k.$$

Arbitrary sketches (2.1) with updates computed from (3.2) (see below) lead to an iteration  $x_k = x_{k-1} + p_k$  that enjoys a finite termination property: convergence to a solution of  $Ax = b$  in at most  $\min(m, n)$  iterations in exact arithmetic. This result differs from convergence for the expected difference  $\mathbb{E}\|x_{k+1} - x^*\|_B \leq \rho \mathbb{E}\|x_k - x^*\|_B$  with a rate  $0 \leq \rho < 1$  in [11], because it guarantees a solution in finitely many steps in exact arithmetic. We emphasize that the finite termination property also applies when the sketch is random. Note too that conditions (2.1) for the sketch are general. In particular, the sketch can be generated each iteration from scratch as in conventional methods [11, 16], where a random normal matrix is recomputed at each iteration. In these conventional implementations the random normal sketches do not expand as  $S_k \in \mathbb{R}^{m \times k}$  but use a constant subspace size  $r > 0$ ,  $S_k \in \mathbb{R}^{m \times r}$ . We believe this is the reason why the methods in [11, 16] don't have the finite termination property.

Instead of recomputing the sketch at every iteration, we have another practical possibility of expanding the sketch recursively:

$$S_k = [s_1 \quad s_2 \quad \cdots \quad s_{k-1} \quad | \quad s_k] = [S_{k-1} \quad | \quad s_k].$$

Of course, a direct implementation of expanding sketches results in growing memory and computational complexity. However, for judicious sketch choices we can develop a very efficient recursion.

To use the sketch (2.1) in a practical method, note that the solution of a consistent linear system  $Ax = b$  (square, overdetermined or underdetermined) can be computed via the iteration

$$(2.2) \quad x_k = x_{k-1} + p_k, \quad k = 1, 2, \dots,$$

where

$$(2.3) \quad \begin{bmatrix} B & A^T S_k \\ S_k^T A & 0 \end{bmatrix} \begin{bmatrix} p_k \\ z_k \end{bmatrix} = \begin{bmatrix} 0 \\ S_k^T r_{k-1} \end{bmatrix}.$$

Here,  $B \in \mathbb{R}^{n \times n}$  is an arbitrary nonsingular symmetric matrix and  $z_k \in \mathbb{R}^k$  is an auxiliary vector that does not have to be explicitly computed. System (2.3) has a unique solution when  $A^T S_k$  has full rank. It corresponds to the first-order optimality conditions for the optimization problem (3.2) below. (Linear equality constrained optimization is discussed in [5, 4].) We emphasize that iteration (2.2)–(2.3) applies to general linear systems  $Ax = b$ . The iteration is parametrized by a symmetric parameter matrix  $B$  and by the choice of sketching matrix  $S_k \in \mathbb{R}^{m \times k}$ .

**2.1. Update formulas.** Initially assume that  $B$  has full rank, so that its inverse  $W := B^{-1}$  exists. Solving (2.3) gives the explicit formula

$$(2.4) \quad p_k = W A^T S_k (S_k^T A W A^T S_k)^{-1} S_k^T r_{k-1}.$$

This is the basis for straightforward randomized solvers in which  $S_k$  is chosen as a random sketch. For instance, the approaches of Gower and Richtárik [11] use random normal sketches  $S_k \in \mathbb{R}^{m \times r}$  with rank parameter  $r > 0$ . Because these methods need to solve with the  $r \times r$  matrix  $S_k^T A W A^T S_k$ , typically  $r$  is a relatively small integer. However, for small  $r$  the method can converge only slowly.

**2.2. Finite termination.** In contrast to using a fixed-size sketch, with sketches (2.1) we can prove finite termination for iteration (2.2)–(2.3). We emphasize that the sketch can be a random matrix, like a random normal Gaussian, or it could come from a deterministic process. In the following we describe some of the intuition for proving finite termination. To keep matters simple we analyse the situation of a nonsingular square system. (Detailed results for square, rectangular and singular problems are in [6].) Suppose iteration (2.2)–(2.3) has not yet converged. This means that at iteration  $k = n$ , the sketch is a full-rank square matrix  $S_k = S_n$ . Therefore, the update formula is

$$p_n = WA^T S_n (S_n^T A W A^T S_n)^{-1} S_n^T r_{n-1}, \quad k = n.$$

By the assumption that both  $S_n$  and  $A$  are square, the update formula implies

$$p_n = A^{-1} r_{n-1} = A^{-1}(b - Ax_{n-1})$$

and hence

$$x_n = x_{n-1} + p_n = A^{-1}b.$$

Since  $A^{-1}b$  is the solution of (1.1) (for square  $A$ ) we conclude that the iteration converges in at most  $n$  iterations, independent of whether the sketch is random or deterministic. The main assumption is that the sketch satisfies the rank condition (2.1). Finite termination is a useful and desirable property because it leads to efficient methods.

**2.3. Sketch variations.** To keep computational cost low, the original versions of PLSS consider mainly simple weights for  $B$  and its inverse  $W$ , such as  $B = I$  or  $B = \text{diag}(\|a_1\|, \dots, \|a_n\|)$ . On the other hand, the sketch  $S_k$  in PLSS is developed meticulously, typically by recursively expanding the previous sketch. Different choices for the columns in (2.1) are

$$(2.5) \quad s_k = \begin{cases} \text{randn} & \text{(random normal)} \\ r_{k-1} & \text{(residuals)} \\ e_{i_k} & \text{(generalized Kaczmarz)} \\ a_{i_k} & \text{(generalized normal equations)} \end{cases}$$

Each of these variations results in a different method. However, the effects of the weighting matrix  $B$  remain largely unexplored.

**2.4. Orthogonal updates.** We note that when the product  $S_k^T r_{k-1}$  is a multiple of  $e_k$ , say  $S_k^T r_{k-1} = \delta_k e_k$ , then the updates  $p_k$  in (2.4) are orthogonal with respect to the weighting matrix  $W^{-1} = B$ :

$$(2.6) \quad p_i^T W^{-1} p_j = p_i^T B p_j = 0, \quad 1 \leq i \leq j \leq k$$

In order to see this orthogonality, suppose  $E_k = [e_1 \ \dots \ e_k]$  is the matrix of identity columns, so that  $S_{k-1} = S_k E_{k-1}$ . From (2.4) this means that  $p_i \in \text{Range}(WA^T S_k E_i)$  and therefore

$$(E_i^T S_k^T A W) W^{-1} p_k = E_i^T S_k^T r_{k-1} = \delta_k E_i^T e_k = 0, \quad 1 \leq i < k.$$

In other words, the updates are orthogonal with respect to the inner product defined by  $W^{-1}$ , so that (2.6) is valid.

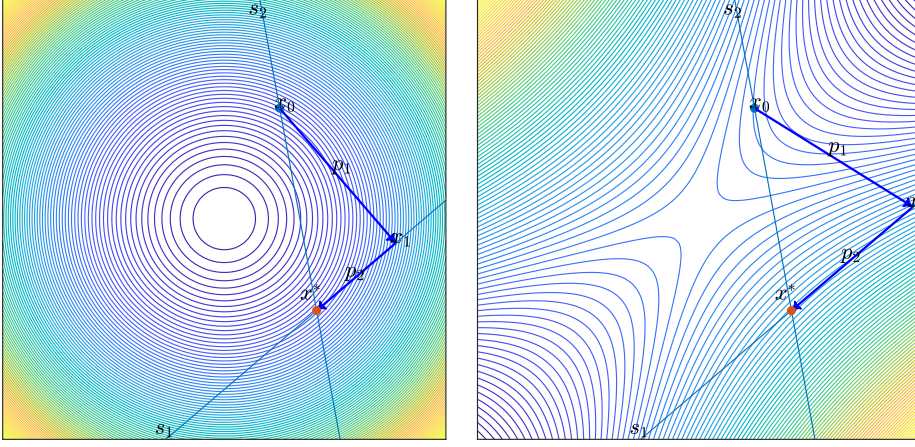


Fig. 1: Sketched solutions to saddle systems when  $B = I$  (left) or  $B = A$  and  $A$  is symmetric indefinite.

**2.5. PLSS residual.** When the sketch consists of previous residuals, i.e.,  $s_i = r_{i-1}$  for  $i = 1, 2, \dots, k$  and  $B$  is spd, remarkably the update formula (2.4) simplifies to a short one-step recurrence (we refer to this method as PLSS residual). Further, note that all residuals (with this sketch) are orthogonal. In particular, the residuals satisfy

$$r_k = b - Ax_k = b - A(x_{k-1} + p_k) = r_{k-1} - Ap_k,$$

and therefore the second block row in (2.3) results in

$$(2.7) \quad 0 = S_k^T (Ap_k - r_{k-1}) = -S_k^T r_k.$$

As  $S_k = [r_0 \dots r_{k-1}]$  contains all previous residuals, (2.7) implies orthogonality of all residuals. This is an important property of PLSS with residual sketches. For instance, the product  $S_k^T r_{k-1}$  simplifies to  $\|r_{k-1}\|_2^2 e_{k-1}$ . Using this property and further simplifications, we can reduce the explicit formula in (2.4) to a short recursion ([6, Theorem 1]):

$$(2.8) \quad p_k = \beta_{k-1} p_{k-1} + \gamma_{k-1} W y_k,$$

where

$$\begin{aligned} y_{k-1} &= A^T r_{k-1} \\ \theta_{k-1} &= p_{k-1}^T W^{-1} p_{k-1} \\ \omega_{k-1} &= \|r_{k-1}\|_2^2 \\ \phi_{k-1} &= y_k^T W y_k \\ \beta_{k-1} &= 1 / \left( \frac{\theta_{k-1} \phi_{k-1}}{\omega_{k-1} \omega_{k-1}} - 1 \right) \\ \gamma_{k-1} &= 1 / \left( 1 - \frac{\omega_{k-1} \omega_{k-1}}{\theta_{k-1} \phi_{k-1}} \right). \end{aligned}$$

Method (2.8) is extremely efficient compared to the full update formula (2.4), even though they are mathematically equivalent (modulo that  $S_k$  is based on past residuals).

**2.6. PLSS Kaczmarz.** A generalization of the randomized Kaczmarz method can be developed from PLSS when the sketching matrix is augmented with one random identity column at each iteration:  $s_{i_j} = e_{i_j}$  for  $i_j \in \{1, \dots, m\}$ . The sketch is then  $S_k = [e_{i_1} \ \dots \ e_{i_k}]$  and the second block row from (2.3) implies that  $S_k^T r_{k-1} = (r_{k-1})_{i_k} e_k$ . Using the definition  $\phi_i = p_i^T W^{-1} p_i$ , we define a diagonal matrix

$$G_k = \text{diag}(\phi_1, \dots, \phi_k).$$

The generalized randomized Kaczmarz method is then given (after simplification of (2.4)) by the updates [6]

$$(2.9) \quad p_k = \eta_{k-1} d_{k-1},$$

where

$$\begin{aligned} \eta_{k-1} &= \frac{(r_{k-1})_{i_k}}{a_{i_k} d_{k-1}} \\ d_{k-1} &= W y_{k-1} - P_{k-1} G_{k-1}^{-1} P_{k-1}^T y_{k-1} \\ y_{k-1} &= A^T r_{k-1}. \end{aligned}$$

PLSS residual and PLSS Kaczmarz are different methods that result from different choices for the sketch. However, note that the iterations in (2.8) or (2.9) are still parametrized by the arbitrary symmetric matrix  $W$  (and hence  $B$ ).

**3. New methods.** Here we develop new weighting strategies depending on the properties of  $A$ . Since  $B$  is symmetric, system (2.3) corresponds to the first-order optimality conditions of a certain optimization problem. The left plot of Figure 1 shows the updates generated from a minimization process with an spd  $B$ , while the right plot corresponds to a symmetric indefinite  $B$ . Our discussion starts with spd  $A$  and least-squares problems before describing symmetric indefinite systems and then general (nonsymmetric) square systems. From now on we use the notation

$$(3.1) \quad \begin{aligned} v_k &:= A p_k, \quad u_k := A^{-1} p_k, \quad y_k := A^T r_k, \quad w_k := W y_k, \\ \theta_k &= p_k^T W^{-1} p_k, \quad \phi_k = r_k^T A W A^T r_k, \\ \beta_k &= 1 / \left( \frac{\theta_k \phi_k}{\omega_k \omega_k} - 1 \right), \quad \gamma_k = \frac{\theta_k}{\omega_k} \beta_k. \end{aligned}$$

**3.1. Symmetric positive definite.** When  $B$  is spd, the  $2 \times 2$  block system (2.3) corresponds to the optimality conditions of the optimization problem

$$(3.2) \quad \begin{aligned} &\underset{p \in \mathbb{R}^n}{\text{minimize}} \quad \frac{1}{2} p^T B p \\ &\text{subject to} \quad S_k^T A p = S_k^T r_{k-1}. \end{aligned}$$

$B = I$  gives the minimum-norm objective  $\frac{1}{2} \|p\|_2^2$ . For the solution  $p_k$  to be a global minimizer of (3.2),  $B$  must be positive semidefinite. Further, when  $A S_k$  and  $B$  have full rank,  $p_k$  is the unique minimizer. When  $B$  is any spd matrix, the objective in

(3.2) can equivalently be written as  $\frac{1}{2}\|p\|_B^2$  (thus  $B$  can be interpreted as a weighting). Recall that with a general sketch, the solution of (2.3) is given by (2.4). However, when previous residuals make up the sketch columns, the update reduces to a short recurrence (2.8). If  $A$  is spd, we would like to exploit this property. Possible choices for  $B$  are  $B = A^{-1}$  or  $B = A$ , which are both spd.

**3.1.1. Symmetric positive definite: Method 1.** Since  $p_k$  in recurrence (2.8) is expressed in terms of  $W = B^{-1}$ , an immediate choice of weighting could be  $B = A^{-1}$ , so that  $W = A$ . The only difficulty for implementing the recurrence in this case is computing the scalar

$$\theta_{k-1} = p_{k-1}^T W^{-1} p_{k-1} = p_{k-1}^T A^{-1} p_{k-1},$$

as it depends on  $A^{-1}$  (which is not available). Nevertheless, we can exploit the short recurrence (2.8) to deduce a relation for  $A^{-1}p_k$ . Premultiplying

$$p_k = \beta_{k-1} p_{k-1} + \gamma_{k-1} w_{k-1}$$

by  $A^{-1}$  and using the notation (3.1), we see that  $u_k = A^{-1}p_k$  satisfies

$$u_k = \beta_{k-1} u_{k-1} + \gamma_{k-1} y_{k-1}.$$

With this relation a short recursive algorithm can be developed that does not require any computations with  $A^{-1}$ . This method is based on residuals for the sketch; hence it derives from the relations in (2.8). Second, we specify the arbitrary weight to be  $B = A^{-1}$  and ensure that all scalars in (3.1) can be computed.

Algorithm 1: PLSS (spd  $B = A^{-1}$ )

Given:  $r_0 = b - Ax_0$ ;  $y_0 = A^T r_0$ ;  $w_0 = Ay_0$

$\omega_0 = \|r_0\|^2$ ;  $\phi_0 = y_0^T w_0$ ;  $u_1 = (\omega_0/\phi_0)y_0$ ;  $p_1 = (\omega_0/\phi_0)w_0$

$x_1 = x_0 + p_1$ ;  $r_1 = b - Ax_1$ ;  $y_1 = A^T r_1$ ;  $w_1 = Ay_1$

for  $k = 2, 3, \dots, n$

$\theta_{k-1} = p_{k-1}^T u_{k-1}$ ;  $\phi_{k-1} = y_{k-1}^T w_{k-1}$

$\omega_{k-1} = \|r_{k-1}\|^2$

$\beta_{k-1} = 1 / \left( \frac{\theta_{k-1} \phi_{k-1}}{\omega_{k-1} \omega_{k-1}} - 1 \right)$

$\gamma_{k-1} = \frac{\theta_{k-1}}{\omega_{k-1}} \beta_{k-1}$

$u_k = \beta_{k-1} u_{k-1} + \gamma_{k-1} y_{k-1}$

$p_k = \beta_{k-1} p_{k-1} + \gamma_{k-1} w_{k-1}$

$x_k = x_{k-1} + p_k$

$r_k = b - Ax_k$

$y_k = A^T r_k$

$w_k = Ay_k$

end

A few notes about Algorithm 1. First, it is designed for symmetric  $A$  and therefore any occurrences of  $A^T$  can be replaced by  $A$ . Second, it has low memory usage: only

6 vectors of size  $n$  are being updated. Third, it is computationally efficient, especially compared to randomized algorithms that compute the update via (2.4) (see [11, 16]). Compared to other iterative methods it is moderately efficient in using three matvec operations per iteration. Also, it possesses the finite termination property because the sketch consists of the history of residuals, by virtue of its derivation from (2.8).

**3.1.2. Symmetric positive definite: Method 2.** We can develop a second algorithm by choosing  $B = A$  so that  $W = A^{-1}$ . At first this choice seems to make recursion (2.8) difficult to compute because the vector

$$w_{k-1} = W y_{k-1} = A^{-1} y_{k-1}$$

is needed in the update. However, when  $A$  is symmetric we have

$$w_{k-1} = A^{-1} y_{k-1} = A^{-1} (A^T r_{k-1}) = r_{k-1}.$$

In other words, the computations with the inverse cancel out. The scalars can also be computed directly:

$$\theta_{k-1} = p_{k-1}^T W^{-1} p_{k-1} = p_{k-1}^T v_{k-1} \quad \text{and} \quad \phi_{k-1} = y_{k-1}^T W y_{k-1} = r_{k-1}^T y_{k-1},$$

where  $v_k = A p_k$ . Because  $p_k$  satisfies

$$p_k = \beta_{k-1} p_{k-1} + \gamma_{k-1} r_{k-1},$$

$v_k$  can be found to follow the relation

$$v_k = \beta_{k-1} v_{k-1} + \gamma_{k-1} y_{k-1}.$$

The algorithm using this weighting follows.

Algorithm 2: PLSS (spd  $B = A$ )

Given:  $r_0 = b - A x_0$ ;  $y_0 = A^T r_0$ ;

$\omega_0 = \|r_0\|^2$ ;  $\phi_0 = y_0^T r_0$ ;  $p_1 = (\omega_0 / \phi_0) r_0$ ;  $v_1 = A p_1$

$x_1 = x_0 + p_1$ ;  $r_1 = r_0 - v_1$ ;  $y_1 = A^T r_1$ ;

for  $k = 2, 3, \dots, n$

$\theta_{k-1} = p_{k-1}^T v_{k-1}$ ;  $\phi_{k-1} = y_{k-1}^T r_{k-1}$

$\omega_{k-1} = \|r_{k-1}\|^2$

$\beta_{k-1} = 1 / \left( \frac{\theta_{k-1} \phi_{k-1}}{\omega_{k-1} \omega_{k-1}} - 1 \right)$

$\gamma_{k-1} = \frac{\theta_{k-1}}{\omega_{k-1}} \beta_{k-1}$

$v_k = \beta_{k-1} v_{k-1} + \gamma_{k-1} y_{k-1}$

$p_k = \beta_{k-1} p_{k-1} + \gamma_{k-1} r_{k-1}$

$x_k = x_{k-1} + p_k$

$r_k = r_{k-1} - v_k$

$y_k = A^T r_k$

end



Table 1: Residual norms of three algorithms for a  $10 \times 10$  spd system.

$k$	$\ r_k\ _2$		
	Randn.	PLSS ( $B = A^{-1}$ )	PLSS ( $B = A$ )
0	4.1653e+04	4.1653e+04	4.1653e+04
1	1.5470e+04	1.3794e+04	6.6381e+03
2	1.0068e+04	1.5185e+04	1.1624e+03
3	6.9911e+03	3.9838e+03	3.2431e+02
4	2.9346e+03	2.6166e+03	7.5577e+01
5	1.8590e+03	1.4479e+03	1.6274e+01
6	1.3115e+03	9.2966e+02	1.7461e+00
7	1.0382e+03	3.0200e+02	2.3732e-01
8	1.0255e+03	9.5402e+01	2.1046e-02
9	7.0308e+02	2.2631e+01	1.5050e-03
10	6.9981e+02	2.2689e-09	3.1511e-16

As before,  $A^T$  can be replaced by  $A$ . The memory footprint is low (storing and updating only five vectors), and importantly, the algorithm is very efficient: each iteration needs only *one* matvec operation,  $y_k = A^T r_k$ . Again the method enjoys finite termination. Finally, the residuals generated by this algorithm are equivalent to those from CG [12].

**3.1.3. Comparison: Symmetric positive definite.** Detailed comparisons of various methods are reported in Section 4 (Numerical Experiments). Here we provide some intuition on the efficacy of the previous algorithms. We include a regular randomized method, where the sketch  $S_k \in \mathbb{R}^{n \times r}$  is computed as a standard normal random matrix and the update is obtained by explicitly evaluating (2.4) with  $W = I$ . The algorithms are applied on a small spd matrix with  $n = 10$ . The size for the random sketch is  $r = n/2 = 5$ , and all methods are initialized with the same zero vector  $x_0 = 0$ . The results are in Table 1. We make a few observations about the table. First note the finite termination property. PLSS with residual sketches has finite termination, because all residuals are orthogonal by construction. The methods converge to the solution in at most  $n$  iterations. One can see this taking effect for  $k = 10 = n$ , where the residual norms drop rapidly to convergence tolerances. In contrast, the iteration with random normal sketches converges based on a rate and typically converges much slower in practice. Further, the computational costs of the PLSS algorithms are very low because of the short recurrences. On the other hand, the standard Randn algorithm needs to perform updates via the costly formula (2.4). Finally, PLSS ( $B = A$ ) tends to converge much more rapidly than PLSS ( $B = A^{-1}$ ). Since PLSS ( $B = A$ ) uses only one matrix-vector multiply per iteration as opposed to three for PLSS ( $B = A^{-1}$ ), we view the former as the better of the two.

**3.2. Least squares.** When problem (1.1) is overdetermined with  $m > n$ , the system is typically inconsistent. To find the least-squares solution we have to solve  $A^T A x = A^T b$ . A simple and often effective approach is to apply Algorithm 2, i.e., PLSS ( $W = \hat{A}$ ) with  $\hat{A} = A^T A$  and  $\hat{b} = A^T b$ . Recall that Algorithm 2 uses only one matvec with  $\hat{A}$  per iteration, which can be implemented as two products with  $A$ . In particular, the product  $\hat{A}r$  (for some  $r \in \mathbb{R}^n$ ) is implemented as  $\hat{A}r = A^T(Ar)$ .

**3.3. Symmetric indefinite.** When  $B$  is symmetric but indefinite, the block system (2.3) still characterizes the critical points of an optimization problem. However, the objective  $\frac{1}{2}p^T B p$  is not a norm anymore because it can assume negative values. Therefore, the solution to (2.3) is typically not the minimizer. (This is good because the minimizer is typically unbounded.) Broadly,  $p_k$  in this context is related to a saddle point in a quadratic programming problem. For an example, one can compare the updates generated with an indefinite weighting  $B$  in Figure 1. Independent of everything else, as long as the sketch remains full-rank, finite termination is maintained (even with indefinite  $B$ ). Because  $p_k$  can't be interpreted as a minimizer in the indefinite case, we develop the update using an analogy to spd  $B$ . We view  $B$  as an *implicit* preconditioner with the main purpose of simplifying computations. Recall the short recurrence (2.8) for the update with residual sketches (independent of the definiteness of  $B$ ). Since

$$W y_{k-1} = W A^T r_{k-1} = W A r_{k-1},$$

a significant simplification occurs when  $W = A^{-1}$  so that  $W y_{k-1} = r_{k-1}$ . This means we choose  $B = A$ , even if  $A$  is indefinite. The result is an algorithm that is computationally equivalent to Algorithm 2. We summarize the method as follows.

Algorithm 3: PLSS (sid  $B = A$ )

Given:  $r_0 = b - Ax_0$ ;  $y_0 = A^T r_0$

Apply Algorithm 2

Note that Algorithm 2 (and hence Algorithm 3) does not require any square roots, and thus there is no concern about square roots of negative quantities in the indefinite case causing breakdown. Since  $\omega_{k-1} = 0$  appears in the denominator, we potentially have to guard for this value becoming too small. However,  $\omega_{k-1} = 0$  implies  $r_{k-1} = 0$  and therefore this quantity is small only when the method has converged. Further, the denominator in  $\beta_{k-1}$  must be guarded from becoming zero. With  $W = A^{-1}$  in  $\beta_{k-1}$  from Algorithm 2 (and the notation (3.1)) we see that

$$\beta_{k-1} = \frac{1}{\frac{\theta_{k-1} \phi_{k-1}}{\omega_{k-1} \omega_{k-1}} - 1} = \frac{1}{\frac{(p_{k-1}^T A p_{k-1})(r_{k-1}^T A r_{k-1})}{\|r_{k-1}\|^4} - 1}.$$

The denominator is zero if  $(p_{k-1}^T A p_{k-1})(r_{k-1}^T A r_{k-1}) = \|r_{k-1}\|^4$ .

A possible remedy is to restart the method from  $x_{k-1}$  should this condition arise. (In the numerical experiments we don't observe breakdowns from this condition.) Algorithm 3 is efficient because it uses only one matvec per iteration. It is equivalent to CG but applicable to symmetric indefinite systems, whereas CG is typically designed for spd matrices. In subsection 4.1 (Experiment I: Indefinite Systems) we observe that PLSS ( $B = A$ ) (Algorithm 3) is robust and fast (see Table 2 and Figure 3).

**3.4. General square systems.** When  $A$  is square, we can't directly apply the strategies for  $B$  from subsections 3.1 and 3.3. Specifically, it is not possible to choose  $B = A$  or  $B = A^{-1}$  as before because  $A$  is not necessarily symmetric. It is fine to set  $B = I$ , which results in the original PLSS algorithm. Another approach is to consider the symmetric weighting  $B = A^T A$ . Substituting  $W = B^{-1}$  in the update (2.2) (with residual sketches), we obtain

$$p_k = A^{-1} S_k (S_k^T S_k)^{-1} S_k r_{k-1} = A^{-1} r_{k-1}.$$

```

function plss( $x_0, b, A, \epsilon$ )
 $r_0 = b - Ax_0$ ;    $y_0 = A^T r_0$ ;
 $\omega_0 = \|r_0\|^2$ ;    $\phi_0 = \|y_0\|^2$ ;    $p_1 = (\omega_0/\phi_0)y_0$ ;    $v_1 = Ap_1$ 
 $x_1 = x_0 + p_1$ ;    $r_1 = r_0 - v_1$ ;    $y_1 = A^T r_1$ ;  $k = 2$ ;
while  $\|r_{k-1}\| > \epsilon$ 
   $\theta_{k-1} = \|p_{k-1}\|^2$ ;    $\phi_{k-1} = \|y_{k-1}\|^2$ 
   $\omega_{k-1} = \|r_{k-1}\|^2$ 
   $\beta_{k-1} = 1 / (\frac{\theta_{k-1}\phi_{k-1}}{\omega_{k-1}\omega_{k-1}} - 1)$ 
   $\gamma_{k-1} = \frac{\theta_{k-1}}{\omega_{k-1}}\beta_{k-1}$ 
   $p_k = \beta_{k-1}p_{k-1} + \gamma_{k-1}r_{k-1}$ 
   $v_k = Ap_k$ 
   $x_k = x_{k-1} + p_k$ 
   $r_k = r_{k-1} - v_k$ 
   $y_k = A^T r_k$ 
   $k = k + 1$ 
end

```

Fig. 2: Function plss.

The main difficulty is evaluating  $A^{-1}r_{k-1}$ . In fact, if  $A^{-1}r_0$  could be computed exactly the method based on this choice for  $B$  would converge in one iteration:

$$p_1 = A^{-1}r_0 = A^{-1}b - x_0, \quad \text{and} \quad x_1 = x_0 + p_1 = A^{-1}b.$$

However,  $A^{-1}r_{k-1}$  is typically not computed exactly. A possibility is to apply PLSS ( $B = I$ ) as a subproblem solver inside an outer loop in order to evaluate  $A^{-1}r_{k-1}$  approximately. This approach has two nested loops and we don't want the inner loop to take many iterations. Therefore, we include a second stopping tolerance  $\epsilon_k = \|r_k\|/k$  to terminate the inner loop early. The resulting Algorithm 4 uses PLSS ( $B = I$ ) represented as the function in Figure 2 with its own stopping tolerance  $\epsilon_0$ .

Algorithm 4: PLSS (general  $B = A^T A$ )

Given:  $r_0 = b - Ax_0$ ;  $y_0 = A^T r_0$ ;  $\epsilon_0 > 0$

Solve  $Ap_1 = r_0$  using  $\text{plss}(0, b, A, \epsilon_0)$

$x_1 = x_0 + p_1$

for  $k = 2, 3, \dots, k_{\max}$

$r_{k-1} = b - Ax_{k-1}$

Solve  $Ap_k = r_{k-1}$  using  $\text{plss}(\frac{8}{10}p_{k-1}, r_{k-1}, A, \frac{\|r_{k-1}\|}{k-1})$  in Figure 2

$x_k = x_{k-1} + p_k$

end

A few remarks about Algorithm 4. First, inside the loop, `plss` is called with an initial guess of  $\frac{8}{10}p_{k-1}$ . This is not essential, and the zero starting point is a valid option. However, when the residuals don't change rapidly for every iteration it can be advantageous to use information from the previous solution. The tolerances  $\epsilon_k = \frac{\|r_{k-1}\|}{k-1}$  are only one implementation that force increasingly accurate solutions. Other sequences are possible. Further, if PLSS ( $B = I$ ) could solve the initial system  $Ap_1 = r_0$  to full accuracy, Algorithm 4 would only need one iteration. However, as this is unrealistic, the algorithm will typically use multiple iterations and its convergence depends on how well the subproblem solver approximates  $Ap_k = r_{k-1}$ . When `matvec` products with  $A$  can be computed cheaply, the overall approach in Algorithm 4 can be useful. Numerical experiments for general square  $A$  are in subsection 4.2.

**4. Numerical experiments.** Our algorithms are implemented in MATLAB and PYTHON 3.9. The numerical experiments are carried out in MATLAB 2023a on a Linux machine with Intel 13th Gen Intel Core i9-13900KS (24 cores) processor and 128 GB RAM and a laptop with Apple M2 Max chip. For comparisons, we use randomized algorithms of [11], the Algorithms from [6, [github.com/johannesbrust/PLSS](https://github.com/johannesbrust/PLSS)], SYMMLQ [15] and GMRES [18]. All codes are available in the public domain [3]. The stopping criterion is either  $\|Ax_k - b\|_2 / \|b\|_2 \leq \epsilon$ . Unless otherwise specified, the iteration limit is  $n$ . We label the PLSS Algorithm with  $B = I$  and  $B = \text{diag}(\|a_1\|, \dots, \|a_n\|)$  as PLSS ( $B = I$ ) and PLSS ( $B = \text{Diag.}$ ) respectively.

**4.1. Experiment I.** The problems in this experiment are large square consistent symmetric systems. However, the matrices may be indefinite and/or rank-deficient. For example, problem `bcsstm36` is neither positive definite nor full-rank. The convergence criterion is  $\epsilon = 1 \times 10^{-4}$  and the iterations limit is set to `maxit` =  $\text{round}(\frac{11}{10}n)$ . Table 2 gives a detailed comparison of the solver outcomes. We note that PLSS with weighting  $B = A$  and SYMMLQ solve all but one problem to the specified tolerance. In terms of computational time, PLSS with the new weighting is the fastest overall. Figure 3 summarizes the computational times of the four methods using performance profiles [9]. These profiles allow for a direct comparison of different solver based on computational times or iterations. Specifically, the performance metric  $\rho_s(\tau)$  on  $n_p$  test problems is given by

$$\rho_s(\tau) = \frac{\text{card}\{p : \pi_{p,s} \leq \tau\}}{n_p} \quad \text{and} \quad \pi_{p,s} = \frac{t_{p,s}}{\min_{1 \leq i \leq S, i \neq s} t_{p,i}},$$

where  $t_{p,s}$  is the “output” (i.e., iterations or time) of “solver”  $s$  on problem  $p$ , and  $S$  denotes the total number of solvers for a given comparison. This metric measures the proportion of how close a given solver is to the best result.

**4.2. Experiment II.** The problems in this experiment medium size are general square systems. The convergence tolerance is  $\epsilon = 1 \times 10^{-4}$  and the iteration limit is `maxit` =  $n$ . Table 3 gives a detailed comparison of the solver outcomes. PLSS with weighting  $B = A^T A$  solves the most problems to the specified tolerance. For reference we include GMRES [18] with restarts every 500 iterations. Figure 4 summarizes the computational times of the four methods.

**4.3. Experiment III.** This experiment tests Algorithm 4 on a difficult unsymmetric matrix (`West0479`) [8] for iterative solvers, when no preconditioner is used. The matrix comes from a chemical engineering process via A. Westerberg. Even though the system is small ( $n = 479$ ), the condition number is large:  $\kappa(A) \approx 10^{12}$ .

Table 2: Experiment I compares 4 solvers on 32 linear systems from the SuiteSparse Matrix Collection [8] with stopping tolerance  $\epsilon = 10^{-4}$  and iteration limit  $\frac{11}{10}n$ . In column 3, “Dty” is the density of a particular matrix  $A$  calculated as  $\text{Dty} = \frac{\text{nnz}(A)}{n \cdot n}$ . Entries with superscript  $\dagger$  denote problems for which the solver did not converge to the specified tolerance. Bold entries mark the fastest times, while second fastest times are italicized.

Problem	$n$	Dty	PLSS ( $B = I$ )			PLSS ( $B = \text{Diag.}$ )			PLSS ( $B = A$ )			SYMMLQ [15]		
			It	Sec	Res	It	Sec	Res	It	Sec	Res	It	Sec	Res
bcspr10	5300	0.0008	1378	0.17	0.0001	529	<i>0.076</i>	0.0001	1904	<b>0.06</b>	0.0001	1734	0.16	9e-05
bcsstk17	10974	0.004	12071 $\dagger$	5.1 $\dagger$	0.03 $\dagger$	12071 $\dagger$	5.4 $\dagger$	0.03 $\dagger$	1984	<b>0.36</b>	9e-05	1926	<i>0.72</i>	9e-05
bcsstk18	11948	0.001	13143 $\dagger$	4.4 $\dagger$	0.003 $\dagger$	13143 $\dagger$	4.5 $\dagger$	0.003 $\dagger$	603	<b>0.096</b>	9e-05	593	<i>0.16</i>	0.0001
bcsstk25	15439	0.001	16983 $\dagger$	7.1 $\dagger$	0.0005 $\dagger$	16983 $\dagger$	7.5 $\dagger$	0.0005 $\dagger$	254	<b>0.06</b>	0.0001	247	<i>0.1</i>	9e-05
bcsstk29	13992	0.003	1372	0.82	0.0001	193	<b>0.12</b>	0.0001	1358	<i>0.37</i>	0.0001	1245	0.65	0.0001
bcsstk30	28924	0.002	1934	3.6	0.0001	194	<b>0.36</b>	9e-05	1859	<i>1</i>	0.0001	1524	2.2	0.0001
bcsstk31	35588	0.0009	2408	2.7	0.0001	236	<b>0.28</b>	0.0001	2370	<i>0.94</i>	0.0001	2007	2	0.0001
bcsstk32	44609	0.001	2102	3.8	0.0001	231	<b>0.43</b>	9e-05	2206	<i>1.2</i>	0.0001	1818	2.7	0.0001
bcsstk33	8738	0.008	1127	0.55	0.0001	456	<i>0.22</i>	9e-05	1199	<b>0.19</b>	9e-05	1097	0.44	0.0001
bcsstm25	15439	6e-05	9844	2.1	9e-05	1161	0.29	6e-05	162	<b>0.029</b>	6e-05	157	<i>0.04</i>	7e-05
bcsstk35	30237	0.002	33261 $\dagger$	45 $\dagger$	0.005 $\dagger$	33261 $\dagger$	49 $\dagger$	0.003 $\dagger$	674	<b>0.36</b>	0.0001	660	<i>0.83</i>	0.0001
bcsstk36	23052	0.002	25357 $\dagger$	27 $\dagger$	0.02 $\dagger$	25357 $\dagger$	28 $\dagger$	0.02 $\dagger$	1800	<b>0.8</b>	0.0001	1735	<i>1.7</i>	0.0001
bcsstk37	25503	0.002	28053 $\dagger$	31 $\dagger$	0.04 $\dagger$	28053 $\dagger$	32 $\dagger$	0.03 $\dagger$	1639	<b>0.78</b>	0.0001	1623	<i>1.6</i>	0.0001
bcsstk38	8032	0.006	8835 $\dagger$	3.1 $\dagger$	0.0002 $\dagger$	8835 $\dagger$	3.1 $\dagger$	0.0002 $\dagger$	58	<b>0.0085</b>	9e-05	55	<i>0.015</i>	0.0001
bcsstm35	30237	2e-05	5783	2.7	9e-05	5703	3.2	0.0001	89	<b>0.033</b>	9e-05	223	<i>0.11</i>	6e-06
bcsstm36	23052	0.0006	25357 $\dagger$	15 $\dagger$	0.0002 $\dagger$	25357 $\dagger$	17 $\dagger$	0.0002 $\dagger$	138	<b>0.06</b>	9e-05	137	<i>0.094</i>	9e-05
bcsstm37	25503	2e-05	81	<i>0.034</i>	0.0001	81	0.039	0.0001	9	<b>0.0036</b>	8e-05	74	0.036	5e-07
bcsstm38	8032	0.0002	1187	0.17	9e-05	673	0.094	0.0001	24	<b>0.0015</b>	9e-05	22	<i>0.0029</i>	9e-05
bcsstm39	46772	2e-05	5023	2.7	0.0001	290	0.2	9e-05	128	<b>0.052</b>	0.0001	137	<i>0.08</i>	0.0001
crystk02	13965	0.005	0	<b>0.00084</b>	6e-11	0	<i>0.0024</i>	6e-11	0	0.0027	6e-11	370	0.25	6e-15
crystk03	24696	0.003	0	<b>0.0013</b>	4e-11	0	0.0048	4e-11	0	<i>0.0047</i>	4e-11	389	0.52	4e-15
crystm02	13965	0.002	0	<b>0.00035</b>	1e-10	0	<i>0.001</i>	1e-10	0	0.0029	1e-10	35	0.018	1e-14
crystm03	24696	0.001	0	<b>0.00044</b>	1e-10	0	<i>0.0017</i>	1e-10	0	0.0025	1e-10	35	0.029	1e-14
ct20stif	52329	0.0009	57562 $\dagger$	1.4e+02 $\dagger$	0.0002 $\dagger$	57562 $\dagger$	1.5e+02 $\dagger$	0.0002 $\dagger$	338	<b>0.25</b>	0.0001	281	<i>0.59</i>	0.0001
msc10848	10848	0.01	55	0.072	7e-05	54	0.069	8e-05	28	<b>0.011</b>	6e-05	25	<i>0.021</i>	8e-05
msc23052	23052	0.002	25357 $\dagger$	31 $\dagger$	0.02 $\dagger$	25357 $\dagger$	32 $\dagger$	0.02 $\dagger$	1838	<b>0.86</b>	9e-05	1724	<i>1.9</i>	0.0001
pcrystk02	13965	0.005	907	0.69	0.0001	362	<i>0.27</i>	0.0001	900	<b>0.21</b>	0.0001	742	0.44	0.0001
pcrystk03	24696	0.003	707	1.2	0.0001	262	<i>0.45</i>	9e-05	678	<b>0.36</b>	9e-05	560	0.81	0.0001
pct20stif	52329	0.001	2511	6.3	0.0001	476	<b>1.3</b>	0.0001	2301	<i>1.7</i>	0.0001	1816	3.9	0.0001
mplate	5962	0.004	6558 $\dagger$	6.5 $\dagger$	0.1 $\dagger$	6558 $\dagger$	7.3 $\dagger$	0.2 $\dagger$	6558 $\dagger$	<b>2.9<math>\dagger</math></b>	0.06 $\dagger$	5712 $\dagger$	5.2 $\dagger$	5e+02 $\dagger$
vibrobox	12328	0.002	13561 $\dagger$	5.4 $\dagger$	0.001 $\dagger$	13561 $\dagger$	5.6 $\dagger$	0.001 $\dagger$	268	<b>0.053</b>	9e-05	263	<i>0.089</i>	9e-05
ex15	6867	0.002	7554 $\dagger$	1.3 $\dagger$	0.007 $\dagger$	7554 $\dagger$	1.4 $\dagger$	0.006 $\dagger$	627	<b>0.057</b>	0.0001	619	<i>0.08</i>	0.0001

For comparison, we include three random normal solvers with  $r = 50, 100, 150$ . We run Algorithm 4 with inner iterations limit  $10n$ . The convergence tolerance for all methods is  $\epsilon = 10^{-6}$ . As Algorithm 4 has cheap inner and costly outer iterations, a comparison based on iterations only may not be informative. Instead we compare computation times. Figure 5 shows the outcomes. We see that Rand ( $r = 150$ ) and Algorithm 4 (PLSS with  $B = A^T A$ ) perform well. Importantly, Algorithm 4 scales to larger problems because the subproblem solver has low inner iterations complexity. Every iteration of the randomized algorithm needs  $O(r^3)$  operations.

**5. Conclusion.** Structured sketch-and-project methods for linear systems have been developed here. The methods are characterized by a finite termination property for both random and deterministic sketches. When the history of past residuals forms the sketch, we exploit a short recurrence to develop effective weighting schemes. The techniques enable us to incorporate information from the linear system to obtain an implicit preconditioning. In numerical experiments on large sparse problems, the proposed methods compare well to state-of-the-art deterministic and random solvers.

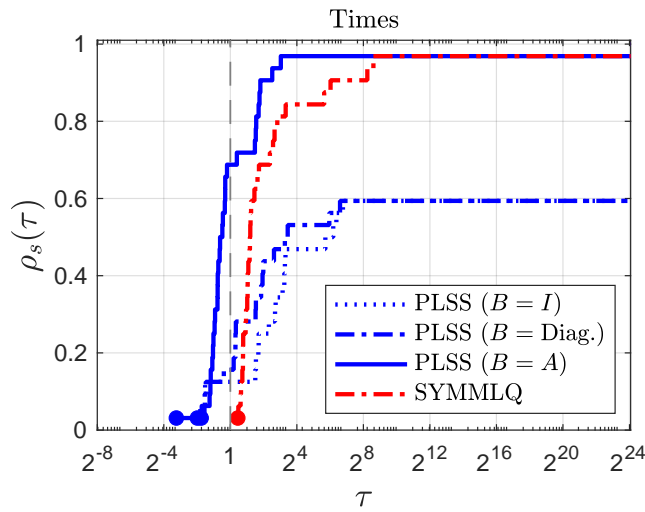


Fig. 3: Computational times of the four solvers on 32 square symmetric indefinite matrices from SuiteSparse.

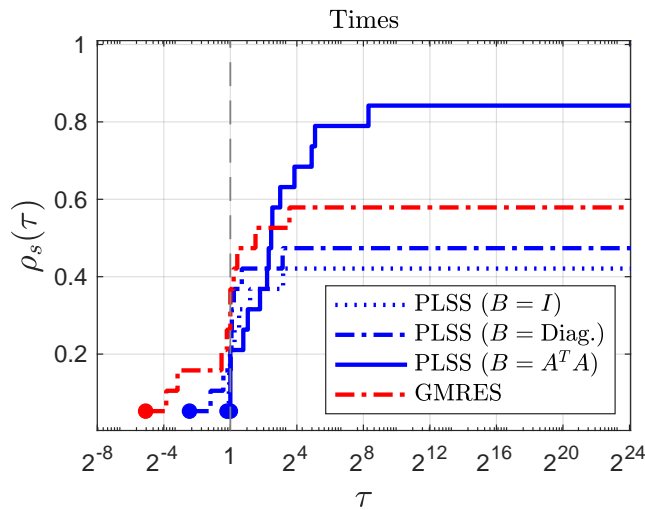


Fig. 4: Computational times of the four solvers on 19 general square matrices from SuiteSparse.

**Acknowledgments.** We are grateful for fruitful discussions after the presentation in Session 3B: Randomized Algorithms at the 18th Copper Mountain Conference on Iterative Methods, April 14–19, 2024, Frisco, CO.

Table 3: Experiment II compares 4 solvers on 19 general square systems from the SuiteSparse Matrix Collection [8] with stopping tolerance  $\epsilon = 10^{-4}$  and iteration limit  $n$ . In column 3, “Dty” is the density of a particular matrix  $A$  calculated as  $\text{Dty} = \frac{\text{nnz}(A)}{n \cdot n}$ . Entries with superscript  $\dagger$  denote problems for which the solver did not converge to the specified tolerance. Bold entries mark the fastest times, while second fastest times are italicized.

Problem	$n$	Dty	PLSS ( $B = I$ )			PLSS ( $B = \text{Diag.}$ )			PLSS ( $B = A^T A$ )			GMRES [18]		
			It	Sec	Res	It	Sec	Res	It	Sec	Res	It	Sec	Res
gemat11	4929	0.001	4929 $\dagger$	<b>0.7</b> $\dagger$	0.007 $\dagger$	4929 $\dagger$	<i>0.75</i> $\dagger$	0.003 $\dagger$	44	22	9e-05	5500 $\dagger$	55 $\dagger$	0.3 $\dagger$
gemat12	4929	0.001	4929 $\dagger$	<b>0.68</b> $\dagger$	0.002 $\dagger$	4929 $\dagger$	<i>0.74</i> $\dagger$	0.0007 $\dagger$	23	9.5	9e-05	5500 $\dagger$	55 $\dagger$	0.05 $\dagger$
gre_1107	1107	0.005	795	<b>0.011</b>	9e-05	770	<i>0.012</i>	9e-05	7	0.023	2e-05	1500 $\dagger$	0.46 $\dagger$	0.02 $\dagger$
lms_3937	3937	0.002	3937 $\dagger$	<b>0.19</b> $\dagger$	0.04 $\dagger$	3937 $\dagger$	<i>0.22</i> $\dagger$	0.05 $\dagger$	225	37	0.0001	4500 $\dagger$	11 $\dagger$	0.07 $\dagger$
lmsp3937	3937	0.002	3937 $\dagger$	<b>0.2</b> $\dagger$	0.05 $\dagger$	3937 $\dagger$	<i>0.23</i> $\dagger$	0.04 $\dagger$	3937 $\dagger$	89 $\dagger$	0.007 $\dagger$	4500 $\dagger$	12 $\dagger$	0.07 $\dagger$
mahindas	1258	0.005	3	<b>0.0079</b>	8e-05	3	0.013	2e-05	2	0.014	4e-05	517	<i>0.009</i>	0.0001
nnc1374	1374	0.005	1374 $\dagger$	<i>0.024</i> $\dagger$	0.0002 $\dagger$	1107	<b>0.021</b>	0.0001	11	0.11	9e-05	959	0.24	0.0001
orani678	2529	0.01	1864	<i>0.19</i>	9e-05	778	<b>0.084</b>	0.0001	10	0.48	1e-06	3000 $\dagger$	2.5 $\dagger$	0.4 $\dagger$
orsirr_1	1030	0.006	1030 $\dagger$	<b>0.012</b> $\dagger$	0.01 $\dagger$	1030 $\dagger$	<i>0.014</i> $\dagger$	0.009 $\dagger$	96	0.99	4e-05	674	0.029	9e-05
orsreg_1	2205	0.003	1977	<i>0.045</i>	9e-05	2205 $\dagger$	<i>0.056</i> $\dagger$	0.0001 $\dagger$	7	0.15	5e-06	541	<b>0.005</b>	0.0001
plsk1919	1919	0.003	1919 $\dagger$	<b>0.035</b> $\dagger$	0.0003 $\dagger$	1919 $\dagger$	<i>0.039</i> $\dagger$	0.0006 $\dagger$	10	0.12	7e-05	2500 $\dagger$	1.5 $\dagger$	0.0002 $\dagger$
pores_2	1224	0.006	1224 $\dagger$	<i>0.019</i> $\dagger$	0.0004 $\dagger$	1224 $\dagger$	<i>0.022</i> $\dagger$	0.0001 $\dagger$	8	0.064	8e-05	552	<b>0.0044</b>	0.0001
psmigr_1	3140	0.06	3140 $\dagger$	1.3 $\dagger$	0.001 $\dagger$	90	<b>0.04</b>	0.0001	16	13	9e-05	578	<i>0.053</i>	0.0001
psmigr_2	3140	0.05	684	<b>0.28</b>	0.0001	672	<i>0.29</i>	0.0001	8	2.3	3e-06	3500 $\dagger$	8.3 $\dagger$	0.01 $\dagger$
psmigr_3	3140	0.06	11	<i>0.0052</i>	6e-05	69	0.032	7e-05	5	0.017	8e-06	505	<b>0.0036</b>	7e-05
sherman2	1080	0.02	515	<b>0.013</b>	5e-05	515	<i>0.014</i>	7e-05	9	0.067	2e-05	692	0.038	9e-05
sherman3	5005	0.0008	5005 $\dagger$	<b>0.67</b> $\dagger$	1 $\dagger$	5005 $\dagger$	<i>0.71</i> $\dagger$	1 $\dagger$	5005 $\dagger$	23 $\dagger$	1 $\dagger$	1128	6	0.0001
sherman4	1104	0.003	867	0.017	0.0001	464	<i>0.017</i>	7e-05	10	0.05	1e-06	585	<b>0.015</b>	9e-05
sherman5	3312	0.002	3312 $\dagger$	<b>0.14</b> $\dagger$	0.005 $\dagger$	3312 $\dagger$	<i>0.15</i> $\dagger$	0.004 $\dagger$	3312 $\dagger$	94 $\dagger$	0.0003 $\dagger$	1122	1.3	0.0001

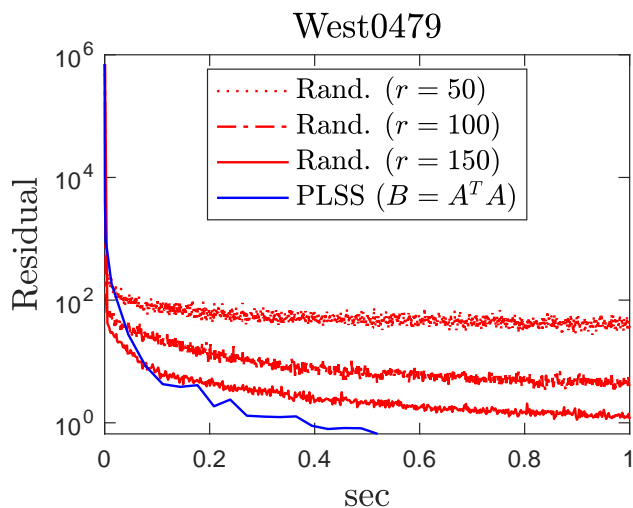


Fig. 5: Computational times of four solvers on the West0479 matrix.

## REFERENCES

- [1] H. AVRON, P. MAYMOUNKOV, AND S. TOLEDO, *Blendenpik: Supercharging LAPACK's least-squares solver*, SIAM J. Sci. Comput., 32 (2010), pp. 1217–1236.
- [2] R. BARRETT, M. BERRY, T. F. CHAN, J. DEMMEL, J. DONATO, J. DONGARRA, V. ELJKHOUT, R. POZO, C. ROMINE, AND H. VAN DER VORST, *Templates for the solution of linear systems: building blocks for iterative methods*, SIAM, 1994.
- [3] J. J. BRUST, *Code for Algorithm PLSS and test programs*. <https://github.com/johannesbrust/PLSS>, 2022.
- [4] J. J. BRUST, R. F. MARCIA, AND C. G. PETRA, *Large-scale quasi-newton trust-region methods with low-dimensional linear equality constraints*, Comput. Optim. Appl., 74 (2019), pp. 669–701.
- [5] J. J. BRUST, R. F. MARCIA, C. G. PETRA, AND M. A. SAUNDERS, *Large-scale optimization with linear equality constraints using reduced compact representation*, SIAM J. Sci. Comput., 44 (2022), pp. A103–A127.
- [6] J. J. BRUST AND M. A. SAUNDERS, *PLSS: A projected linear systems solver*, SIAM J. Sci. Comput., 45 (2023), pp. A1012–A1037.
- [7] T. A. DAVIS, *Direct Methods for Sparse Linear Systems*, SIAM, Philadelphia, 2006.
- [8] T. A. DAVIS, Y. HU, AND S. KOLODZIEJ, *SuiteSparse matrix collection*. <https://sparse.tamu.edu/>, 2015–present.
- [9] E. DOLAN AND J. MORÉ, *Benchmarking optimization software with performance profiles*, Math. Program., 91 (2002), pp. 201–213.
- [10] G. H. GOLUB AND C. F. VAN LOAN, *Matrix Computations*, The Johns Hopkins University Press, Baltimore, Maryland, third ed., 1996.
- [11] R. M. GOWER AND P. RICHTÁRIK, *Randomized iterative methods for linear systems*, SIAM J. Matrix Anal. Appl., 36 (2015), pp. 1660–1690, <https://doi.org/10.1137/15M1025487>.
- [12] M. R. HESTENES AND E. STIEFEL, *Methods of conjugate gradients for solving linear systems*, Journal of Research of the National Bureau of Standards, 49 (1952), pp. 409–436.
- [13] E. LIBERTY, *Simple and deterministic matrix sketching*, in Proceedings of the 19th ACM SIGKDD international conference on Knowledge Discovery and Data Mining, 2013, pp. 581–588.
- [14] X. MENG, M. A. SAUNDERS, AND M. W. MAHONEY, *LSRN: A parallel iterative solver for strongly over- or underdetermined systems*, SIAM J. Sci. Comput., 36 (2014), pp. C95–C118, <https://doi.org/10.1137/120866580>.
- [15] C. C. PAIGE AND M. A. SAUNDERS, *Solution of sparse indefinite systems of linear equations*, SIAM J. Numer. Anal., 12 (1975), pp. 617–629, <https://doi.org/10.1137/0712047>.
- [16] P. RICHTÁRIK AND M. TAKÁČ, *Stochastic reformulations of linear systems: Algorithms and convergence theory*, SIAM J. Matrix Anal. Appl., 41 (2020), pp. 487–524, <https://doi.org/10.1137/18M1179249>.
- [17] Y. SAAD, *Iterative Methods for Sparse Linear Systems*, SIAM, Philadelphia, 2003.
- [18] Y. SAAD AND M. H. SCHULTZ, *GMRES: A generalized minimal residual algorithm for solving nonsymmetric linear systems*, SIAM J. Sci. and Statist. Comput., 7 (1986), pp. 856–869, <https://doi.org/10.1137/0907058>.
- [19] T. STROHMER AND R. VERSHYNIN, *A randomized Kaczmarz algorithm with exponential convergence*, Journal of Fourier Analysis and Applications, 15 (2009), pp. 262–278.
- [20] D. P. WOODRUFF ET AL., *Sketching as a tool for numerical linear algebra*, Foundations and Trends® in Theoretical Computer Science, 10 (2014), pp. 1–157.