
DIVIDE AND CONQUER: LEARNING CHAOTIC DYNAMICAL SYSTEMS WITH MULTISTEP PENALTY NEURAL ORDINARY DIFFERENTIAL EQUATIONS

Dibyajyoti Chakraborty

Information Sciences and Technology,
Pennsylvania State University,
University Park, PA.
d.chakraborty@psu.edu

Seung Whan Chung

Center for Applied Scientific Computing,
Lawrence Livermore National Laboratory,
Livermore, CA, USA.
chung28@llnl.gov

Romit Maulik

Information Sciences and Technology
Pennsylvania State University,
University Park, PA.
rmaulik@psu.edu *

ABSTRACT

Forecasting high-dimensional dynamical systems is a fundamental challenge in various fields, such as the geosciences and engineering. Neural Ordinary Differential Equations (NODEs), which combine the power of neural networks and numerical solvers, have emerged as a promising algorithm for forecasting complex nonlinear dynamical systems. However, classical techniques used for NODE training are ineffective for learning chaotic dynamical systems. In this work, we propose a novel NODE-training approach that allows for robust learning of chaotic dynamical systems. Our method addresses the challenges of non-convexity and exploding gradients associated with underlying chaotic dynamics. Training data trajectories from such systems are split into multiple, non-overlapping time windows. In addition to the deviation from the training data, the optimization loss term further penalizes the discontinuities of the predicted trajectory between the time windows. The window size is selected based on the fastest Lyapunov time scale of the system. Multi-step penalty(MP) method is first demonstrated on Lorenz equation, to illustrate how it improves the loss landscape and thereby accelerating the optimization convergence. MP method can optimize chaotic systems in a manner similar to least-squares shadowing with significantly lower computational costs. Our proposed algorithm, denoted the Multistep Penalty NODE, is applied to chaotic systems such as the Kuramoto–Sivashinsky equation and the two-dimensional Kolmogorov flow. It is observed that MP-NODE provide viable performance for such chaotic systems, not only for short-term trajectory predictions but also for invariant statistics that are hallmarks of the chaotic nature of these dynamics.

Keywords Neural ordinary differential equations · Chaotic dynamical systems · Scientific machine learning

1 Introduction

Dynamical systems are ubiquitous with examples such as weather, fluid flows, chemical reactions, etc. Ordinary differential equations are commonly used to describe the time evolution of deterministic dynamical systems. Many common dynamical systems show chaotic behavior (for example the behavior of the atmosphere), where the time evolution of their trajectories is extremely sensitive to initial conditions. For such systems, small perturbations in initial conditions are amplified leading to significant deviations over time. It must be noted that these deviations are physical

*Also at Mathematics and Computer Science Division, Argonne National Laboratory, Lemont, IL, USA.

and do not represent errors in the model – also commonly identified as the hallmark of ‘deterministic chaos’. The data-driven modeling of chaotic systems is thus complicated by the lack of a simple error metric to guide optimization and has engendered many unique modeling strategies. We remark that “learning” of a chaotic system is defined not simply by accurately predicting instantaneous trajectory over time, but more importantly by matching its invariant statistics at the attractors.

Neural Ordinary Differential Equations (NODEs) [1] combine the universal approximation capability of neural networks with the rich mathematical resources and efficiency of numerical differential equation solvers. NODE shows particular promise in learning dynamical systems where classical theory-driven models may be insufficiently accurate or computationally expensive for the modeling of phenomena. Since NODE offers a continuous time evolution of dynamics, they can also be used for time series modeling with irregularly spaced data. Even though NODE has been explored extensively in the literature over a wide range of research areas [2, 3, 4], there are open questions regarding NODE: their efficient parallelization [1]; how they may learn stiff systems [5]; and what classes of functions they struggle to approximate [6].

Chaotic systems poses a particular challenge to NODE. Training NODE (or any other neural network) typically involves gradient-based optimization for a loss term defined as the deviation from ground truth. Such gradient-based optimization is notoriously challenging for chaotic dynamical systems. The recursive application of horseshoe mapping makes the chaotic system extremely sensitive to small perturbations, which manifests as the exploding gradient in optimization [7]. Furthermore, the loss term under chaotic systems becomes extremely non-convex in parameter space, where the gradient often guide the optimization toward poor local minima.

This challenge has connections with the the exploding/vanishing gradient problem in deep learning [8, 9, 10]. Just like for evolving chaotic dynamics, recursive application of multiple, deep neuron layers either explodes or vanishes the gradient, hindering the training. In the machine learning community, this exploding gradient problem has been essentially bypassed by changing the structure of the neural networks: keeping the shallow residual networks [11]; using echo state networks (ESN) [12]; and regularizing the dynamics of the network [13]. For applications of NODE to chaotic dynamics, such options are not viable, since the *emergence of chaos in trained model predictions is a desirable property*.

For learning chaotic dynamics, it is therefore common to focus on ergodic quantities instead of instantaneous trajectories. Several algorithms have been proposed for computing the gradients of ergodic quantities in chaotic dynamics: ensemble averaging [14]; linear response theory [15]; a probably density function-based method [16]; cumulant-truncation [17]; and least-squares shadowing [18, 19, 20, 21, 22].

However, these ergodic sensitivity methods often suffer either from poor convergence due to the exploding gradient or from extensive computational costs [14, 15, 16, 17]. The least-squares shadowing approach provides accurate gradients based on the shadowing lemma, which has been proven effective for various chaotic systems [18, 19, 20, 21, 22]. However, this involves solving an optimization problem for the gradient at each training step, which in turn significantly increases the computational cost of the training. This will be further examined in Section 3.3.

Recently, the multi-step penalty method [7] has been proposed for the optimization of chaotic turbulent flows. This optimization method divides the time domain into multiple intermediate steps, where the discontinuities in time are penalized throughout the optimization. This effectively bypasses the difficulty of computing gradients for chaotic systems at the cost of typical gradient computation. The reader may also note similarities between this method to classical techniques such as the multiple shooting method [23, 24, 25]. In this paper, we propose an algorithm that can improve the training of NODE for chaotic systems, as an extension of the multi-step penalty method [7] to NODE framework – the Multistep Penalty Neural Ordinary Differential Equation (MP-NODE). Specifically, this novel algorithm allows back-propagation of the neural networks gradient through long rollouts of chaotic systems, which otherwise face problems of exploding gradients [26]. The proposed method is tested on several representative chaotic systems: the Lorenz-63 equations; the Kuramoto–Sivashinsky equations; and a two-dimensional forced turbulence problem given by the Kolmogorov Flow. The trained NODE not only provides accurate predictions on short-term trajectories but also provides long-term adherence to invariant statistics, thereby indicating that the true physics of the system has been captured. This paves the way for building NODE for realistic chaotic forecasting applications in various scientific domains.

The rest of the paper is structured as follows: the literature review section explores the various modifications and applications of NODE, and the previous works in prediction of chaotic systems. The methodology section focuses on the mathematical formulations of the proposed MP-NODE method. The results section explore its performance for predictions of several representative chaotic systems. Finally, the discussion section summarizes the contributions, impact, limitations and future opportunities of our work.

2 Related Work

2.1 Neural Ordinary Differential Equations

While interest in Neural Differential Equations has grown recently, its roots lie in substantially old literature. Chu et al. (1991) used artificial neural networks (ANNs) to predict the dynamics of a continuous time-evolving system [27]. Rico et al. (1992) used ANNs to predict short-term dynamics of experimental chemical reaction data [28]. To the best of our knowledge, they were the first to use and state the limitations of NODE in predicting dynamical systems. They also used NODE to predict latent dynamics [29] (i.e., dynamics in a reduced-dimensional space) as an extension to their previous work and further solved stiff ODE systems as well [30].

Recently, NODE were popularized in the era of data-intensive machine learning by the work of Chen et al. [1]. We denote their formulation the 'vanilla' NODE. Various improvements and modifications have been proposed for the vanilla NODE. Since NODE preserves the topology of the input space, which limits the approximation of a family of functions, Dupont et al. (2019) [6] developed an augmented NODE that is more stable and generalizable. They proposed to augment the input space that can avoid intersections of ODE trajectories by providing additional dimensions to lift the points. Norcliffe et al. (2020) [31] went beyond the augmented NODE to explicitly incorporate the second-order behavior of dynamical systems. The vanilla NODE just evolves the dynamics based on initial condition and has no mechanism to adjust its trajectory based on subsequent observations. Neural Controlled Differential Equations (NCDE) tackles this issue by encompassing incoming data using Riemann–Stieltjes integral in the training of a NODE to improve its performance for irregular time series [32]. NCDEs can be interpreted as an approximation for Recurrent Neural Networks (RNNs) with infinite depth. Ghosh et al. (2020) proposed the temporal regularization of NODE for improving performance and reducing training time [33]. Kim et al. (2021) showed that modified ODE solvers like Implicit-Explicit methods can boost the capability of NODE to solve stiff dynamical systems [5]. In our past work, Linot et al. (2023) added a stability-promoting linear term to the right-hand side of Equation 1, which improved its capability to predict the long-term dynamics of chaotic systems [34]. Yildiz et al. (2019) presented a generative model based on NODE using Variational Auto-Encoders [35]. Zhang et al. (2019) used a coupled ODE architecture for evolving the weight and activation functions of a NODE [36]. They demonstrated significant gains in accuracy with the same memory and computational time cost. Poli et al. (2019) used a graph neural network to represent the function on the right hand side of a NODE [37]. Liu et al. (2019) [38] used stochastic noise to stabilize NODE. Massaroli et al. (2020) used orthogonal basis functions to represent the parameters of a NODE and improved its interpretability and generalizability [39]. Chang et al. (2023) developed an architecture to generate complete time series using incomplete data using Generative Adversarial Networks (GANs) [40].

NODE has been heavily studied for applications to predicting various dynamical systems. Maulik et al. (2020) compared NODE and long short-term memory (LSTM) for predicting the viscous burgers equation [41]. It has also been used to perform the time series modeling of turbulent kinetic energy [42], stochastic differential equations [43], reduced order modeling for dynamics of the flow past a cylinder [44], modeling the chaotic dynamics in Kuramoto-Sivashinsky equations [45], prediction of battery degradation [46], climate modeling [3], continuous emotion prediction [2], link prediction in graphs [47], improving the adversarial robustness of image classifiers [48], efficient solving of chemical kinetics [49], and chaotic complex Ginsburg Landau equation [50]. Among these studies, we specifically point out the framework of the multiple-shooting NODE [51] which uses the concept of introducing local discontinuities in the training data trajectories. This is found to be beneficial for purposes such as training with irregularly sampled trajectories [52], improving efficiency and scalability [53], learning from sparse observations [54], and forecasting with limited training data [55]. However, the connection to learning the invariant statistics of chaotic dynamics has not been explored.

2.2 Stable Data-Driven Prediction of Chaotic Systems

Learning long term stable dynamics of chaotic systems has been a challenge for data-driven modeling of dynamical systems. It is well-known that capturing long term dynamics through gradient descent is difficult [56, 57]. Standard time-series learning methods include recurrent neural networks (RNN) [58]. RNNs suffer from vanishing or exploding gradients [8] which motivated the development of LSTM [59], gated recurrent units (GRU) [60], and other derivative methods that enforce constraints on the recurrence matrix of the RNN [61, 62, 63]. Other techniques popularly used for prediction of chaotic systems are reservoir computing [64], teacher forcing [65], and multiple shooting [66]. An interesting observation in all of the above works is that autoregressive models tend to overfit on short term dynamics and diverge in longer rollouts. A solution to this is to use longer rollouts in training [67]. However, the gradients become less useful when backpropagating through longer rollouts as it is theoretically proven that gradients of RNN-type methods always diverge for chaotic systems [26]. Recent developments have used loss functions based on invariant statistics for stable prediction of chaotic systems [68]. However, these tend to rely on matching empirical statistics of

predicted trajectories which can place significant memory and computational burdens during optimization. In this work, we intentionally avoid loss-function based penalties for learning invariant statistics.

2.3 Sensitivity Analysis for Chaotic systems

We make the claim that the solution to training data-driven models for learning chaotic dynamics may be found by following in the footsteps of rich literature devoted to sensitivity analysis for chaotic systems modeled as differential equations. Kolmogorov et al.(1962) introduced the adjoint method for computing sensitivities (or gradients) of an objective function with respect to parameters related to state variables by a differential equation [69]. Although it has been explored extensively for optimization, the limitations of the adjoint method for obtaining sensitivity for chaotic systems is well recognized [18]. Wang et al. [70] proposed the Least Square Shadowing (LSS) method to compute the gradient by computing the shadowing trajectory. Recently, several improvements to vanilla LSS have been proposed [20, 22, 20, 19]. Ni et al. (2019) improved upon standard adjoint sensitivity and proposed the Non-Intrusive Least Square Adjoint Shadowing (NILSAS) technique for chaotic dynamical systems [21]. Chandramoorthy et al. (2020) proposed a procedure to use automatic differentiation for computing shadowing sensitivity [71]. However, an efficient method with low computational and memory requirement for obtaining sensitivity of chaotic systems is still an active area of research.

3 Methodology

3.1 Neural Ordinary Differential Equations

A Neural Ordinary Differential Equation [1] is defined as

$$\begin{aligned} \frac{d\mathbf{q}(t)}{dt} &= \mathcal{R}(t, \mathbf{q}(t), \Theta) \\ \mathbf{q}(0) &= \mathbf{q}_0, \end{aligned} \quad (1)$$

where $\mathcal{R} : \mathbb{R} \times \mathbb{R}^{d_1 \times d_2 \cdots \times d_n} \times \mathbb{R}^{d_\Theta} \longrightarrow \mathbb{R}^{d_1 \times d_2 \cdots \times d_n}$ is generally a simple feed-forward network, Θ is a vector of learnable parameters, and $\mathbf{q} : \mathbb{R} \longrightarrow \mathbb{R}^{d_1 \times d_2 \cdots \times d_n}$ is the solution to a differential equation. NODE are considered the continuous limit of Residual Networks (ResNets) [72]. Since the evolution of hidden states in a Resnet is similar to Euler approximation of an ODE, the advantage of NODE is to use more efficient and accurate ODE solvers [73]. Secondly, most advanced deep learning techniques like GRUs [60] and LSTMs [59] use autoregressive procedures that are very similar to discretized differential equations. Another advantage to using NODE is the ability to use the adjoint sensitivity method which can compute gradients with far-reduced memory requirements [74].

NODE can achieve the same accuracy as ResNet [75] for the MNIST [76] dataset with one-third number of parameters due to its low memory cost [1] (i.e., it uses a fixed amount of memory that is constant with the depth of neural network). If memory is not a bottleneck, current automatic differentiation libraries like Jax [77] can efficiently use backpropagation to compute gradients for training NODE as well. Regardless of the mode of gradient computation, vanilla NODE are unable to learning chaotic dynamics [34] if trained using a simple mean-squared-error minimization. This motivates our algorithmic development described in the following sections.

3.2 Standard gradient computation for ODE-constrained optimization

Standard NODEs are effective for approximating non-chaotic dynamical systems. However, standard gradient-based techniques to train NODEs are certain to lead to poor learning, since gradient computation in chaotic systems is ill-posed. Evidence for this was provided in Chung et al.(2022) [7] where it was demonstrated that standard gradient-based optimization fails for several chaotic systems. To further explain the specifics of this research, we start by defining a standard ODE-constrained optimization problem defined as

$$\text{minimize } \mathcal{J}[\mathbf{q}, \Theta] \in \mathbb{R} \quad \text{such that} \quad \mathcal{N}[\mathbf{q}; \Theta] = \mathbf{0}, \quad (2)$$

where \mathbf{q} and Θ are constrained by an ODE,

$$\mathcal{N}[\mathbf{q}; \Theta] \equiv \frac{d\mathbf{q}}{dt} - \mathcal{R}[\mathbf{q}; \Theta] = \mathbf{0}, \quad (3)$$

with initial condition

$$\mathbf{q}(t_i) = \mathbf{q}_i. \quad (4)$$

An objective function to be minimized is typically defined as

$$\mathcal{J}[\mathbf{q}, \Theta] = \frac{1}{t_f - t_i} \int_{t_i}^{t_f} \mathcal{I}[\mathbf{q}(t), \Theta(t)] dt. \quad (5)$$

To compute the sensitivity, $\frac{d\mathcal{J}}{d\Theta}$, Equation 3 is converted to the tangent equation,

$$\frac{d\mathbf{v}}{dt} = \frac{\partial \mathcal{R}(\mathbf{q}; \Theta)}{\partial \mathbf{q}} \mathbf{v} + \frac{\partial \mathcal{R}(\mathbf{q}; \Theta)}{\partial \Theta}, \quad (6)$$

with initial condition

$$\mathbf{v}|_{t=t_i} = \frac{d\mathbf{q}_i}{d\Theta}. \quad (7)$$

The solution to the tangent equation, $v(t; \Theta) = \frac{\partial \mathbf{q}(t; \Theta)}{\partial \Theta}$, can be used to obtain the gradient of the objective,

$$\frac{d\mathcal{J}}{d\Theta} = \frac{1}{t_f - t_i} \int_{t_i}^{t_f} \left(\frac{\partial \mathcal{I}(\mathbf{q}, \Theta)}{\partial \mathbf{q}} \mathbf{v} + \frac{\partial \mathcal{I}(\mathbf{q}, \Theta)}{\partial \Theta} \right) dt. \quad (8)$$

Other methods like adjoint sensitivity [7] or automatic differentiation can also be used to achieve the same.

3.3 Least Squares Shadowing

For chaotic systems, the tangent variable $v(t; \Theta)$ in Equation 8 grows at an exponential rate (given by the Lyapunov Exponent), failing the standard method to compute useful gradient for optimization. Ergodic quantities of the chaotic dynamics are proven to be differentiable, though the actual evaluation of their gradients is challenging [14, 15, 16, 17]. The Least Square Shadowing method exploits the Shadowing Lemma [78], which states that there exists a trajectory that is always close to the original trajectory for a small perturbation of the parameter. LSS obtains a shadowing trajectory \mathbf{q} with respect to the reference solution \mathbf{q}_r , for an arbitrary initial condition and a time transformation $\tau(t)$ defined in $t_i = 0$ to $t_f = T$, by optimizing

$$\begin{aligned} & \underset{\tau, \mathbf{q}}{\text{minimize}} \quad \frac{1}{T} \int_0^T \|\mathbf{q}(\tau(t)) - \mathbf{q}_r(t)\|^2 dt, \\ & \text{such that} \quad \frac{d\mathbf{q}}{d\tau} = \mathcal{R}(\mathbf{q}, \Theta + d\Theta). \end{aligned} \quad (9)$$

A modified version of Equation 9 which has a better condition number on solving is

$$\begin{aligned} & \underset{\tau, \mathbf{q}}{\text{minimize}} \quad \frac{1}{T} \int_0^T (\|\mathbf{q}(\tau(t)) - \mathbf{q}_r(t)\|^2 + \alpha^2 \left(\frac{d\tau}{dt} - 1 \right)^2) dt, \\ & \text{such that} \quad \frac{d\mathbf{q}}{d\tau} = \mathcal{R}(\mathbf{q}, \Theta + d\Theta). \end{aligned} \quad (10)$$

The tangent form of Equation 10 is given as

$$\begin{aligned} & \underset{\eta, \mathbf{v}}{\text{minimize}} \quad \frac{1}{T} \int_0^T (\|\mathbf{v}\|^2 + \alpha^2 \eta^2) dt, \\ & \text{such that} \quad \frac{d\mathbf{v}}{dt} = \frac{\partial \mathcal{R}}{\partial \mathbf{q}} \mathbf{v} + \frac{\partial \mathcal{R}}{\partial \Theta} + \eta \mathcal{R}(\mathbf{q}_r, \Theta), \end{aligned} \quad (11)$$

which determines the tangent variables for \mathbf{q} and $\frac{d\tau}{dt}$, respectively,

$$\mathbf{v}(t) = \frac{d}{d\Theta}(\mathbf{q}(\tau(t); \Theta)), \quad \eta(t) = \frac{d}{d\Theta} \frac{d\tau(t; \Theta)}{dt}. \quad (12)$$

The sensitivity of the objective can be computed using

$$\frac{d\mathcal{J}}{d\Theta} \approx \frac{1}{T} \int_0^T \left(\frac{\partial \mathcal{I}}{\partial \mathbf{q}} \mathbf{v} + \frac{\partial \mathcal{I}}{\partial \Theta} + \eta(\mathcal{I} - \bar{\mathcal{I}}) \right) dt, \quad \text{where } \bar{\mathcal{I}} = \frac{1}{T} \int_0^T \mathcal{I} dt. \quad (13)$$

The optimization problem 11 can be solved by formulating the Lagrangian,

$$L = \int_0^T \left(\mathbf{v}^\top \mathbf{v} + \alpha^2 \eta^2 + 2w^\top \left(\frac{d\mathbf{v}}{dt} - \frac{\partial \mathcal{R}}{\partial \mathbf{q}} \mathbf{v} - \frac{\partial \mathcal{R}}{\partial \Theta} - \eta \mathcal{R} \right) \right) dt \quad (14)$$

Setting the first order derivative of the Lagrangian to zero, the following Karush–Kuhn–Tucker system is obtained.

$$\begin{aligned}
\frac{d\mathbf{v}}{dt} - \frac{\partial \mathcal{R}}{\partial \mathbf{q}} \mathbf{v} - \frac{\partial \mathcal{R}}{\partial \Theta} - \eta \mathcal{R} &= 0 \\
\frac{dw}{dt} + \frac{\partial \mathcal{R}}{\partial \mathbf{q}}^\top w - \mathbf{v} &= 0 \\
w(0) = w(T) &= 0 \\
\alpha^2 \eta - w^\top \mathcal{R} &= 0.
\end{aligned} \tag{15}$$

This can be solved numerically by converting the system of ODE to a system of linear equations with a computational cost of $O(mn^3)$ to get the sensitivities, where m is the number of time steps, and n is the degrees of freedom of the dynamical system, which is the dimension of state variable \mathbf{q} multiplied to the dimension of parameters Θ [79]. LSS has been used to optimize several chaotic systems including turbulent flows [80] and flow around a two-dimensional airfoil [81]. However, this is computationally expensive when performed in each iteration of an optimization, especially for deep learning algorithms where there are millions of trainable parameters and potentially several thousands of gradient computations for a prolonged optimization.

3.4 Multistep Penalty Method

To address the issues with standard gradient-based optimization for chaotic dynamical systems we turn to a multi-step penalty method inspired by Chung et al. (2022)[7]. In this work, the authors proposed the introduction of intermediate initial conditions (\mathbf{q}_k^+) such that for $t_k = t_i + kT$,

$$\begin{aligned}
\frac{d\mathbf{q}}{dt} - \mathcal{R}[\mathbf{q}; \Theta] &= \mathbf{0} \quad \text{for } t \in [t_k, t_{k+1}) \\
\mathbf{q}(t_k) &= \mathbf{q}_k^+ \quad \text{for } k = 0, \dots, N-1.
\end{aligned} \tag{16}$$

The time domain is split based on the Lyapunov time of the system. This prevents the exploding gradient and the extremely non-convex objective functional. The intermediate constraints are additionally imposed,

$$\Delta \mathbf{q}_k \equiv \mathbf{q}_k^+ - \mathbf{q}(t_k^-) = 0 \quad \text{for } k = 1, \dots, N-1, \tag{17}$$

where,

$$\mathbf{q}(t_k^-) = \mathbf{q}_{k-1}^+ + \int_{t_{k-1}}^{t_k^-} \mathcal{R}[\mathbf{q}; \Theta] dt. \tag{18}$$

Now, a penalty loss \mathcal{P} , which penalizes the intermediate constraints with a regularizing constant μ , is added to the objective to form an augmented objective function \mathcal{J}_A

$$\mathcal{J}_A[\mathbf{q}, \Theta; \{\mathbf{q}_k^+\}, \mu] = \mathcal{J}[\mathbf{q}, \Theta] + \mathcal{P}[\{\Delta \mathbf{q}_k\}, \mu], \tag{19}$$

With $\{\mathbf{q}_k^+\} = (\mathbf{q}_1^+, \mathbf{q}_2^+, \dots, \mathbf{q}_{N-1}^+)$ and $\{\Delta \mathbf{q}_k\} = (\Delta \mathbf{q}_1, \Delta \mathbf{q}_2, \dots, \Delta \mathbf{q}_{N-1})$, the subproblem is formulated as,

$$(\mathbf{q}_k^+, \Theta) = \operatorname{argmin}_{\{\mathbf{q}_k^+\}, \Theta} \mathcal{J}_A[\mathbf{q}, \Theta; \{\mathbf{q}_k^+\}, \mu], \tag{20}$$

Adjoint sensitivity or automatic differentiation can be used to compute the gradients of Equation 19. The multi-step penalty (MP) method can solve the problems of exploding gradients in chaotic optimization as shown further in the paper. The computational cost of this method is of the same order as the cost of computing gradients in the classical way using automatic differentiation.

3.5 Multi-step Penalty Neural Ordinary Differential Equations

The requirement of an efficient algorithm for backpropagating through long rollouts is necessary to learn invariant statistics of chaotic systems. Consequently, we propose a multistep penalty optimization to train NODE which has similar computational cost as vanilla NODE. A schematic for comparison between a vanilla NODE and MP-NODE is shown in figure 1. The multistep penalty optimization can be extended to NODE by using a neural network as the RHS of Equation 16 and changing the loss function \mathcal{J} to a Mean Squared Error(MSE) loss between the prediction and the ground truth. We propose to use the Multi-step Penalty Neural ODE (MP-NODE) defined as,

$$\begin{aligned}
\frac{d\mathbf{q}(t)}{dt} - \mathcal{R}(\mathbf{q}(t), t, \Theta) &= 0 \quad \text{for } t \in [t_k, t_{k+1}) \\
\mathbf{q}(t_k) &= \mathbf{q}_k^+ \quad \text{for } k = 0, \dots, n-1.
\end{aligned} \tag{21}$$

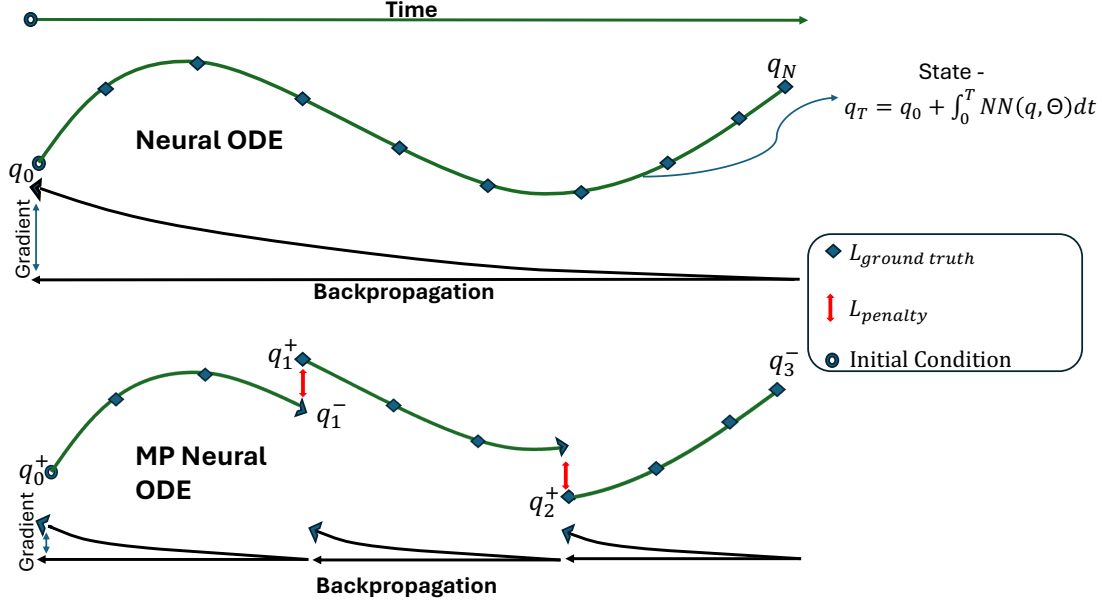


Figure 1: A schematic for multistep penalty based optimization of a data-driven dynamical systems. Discontinuities are introduced into the state evolution as learnable parameters (denoted the ‘penalty’ term in the loss) during the process of optimization. Over the course of the optimization, the penalty term is driven to zero.

The loss function can be augmented with the penalty loss as

$$\mathcal{L} = \mathcal{L}_{ground\ truth} + \frac{\mu}{2} \mathcal{L}_{penalty} \quad (22)$$

where,

$$\mathcal{L}_{ground\ truth} = \frac{\sum_{i=1}^{i=N} |\mathbf{q}_i - \mathbf{q}_i^{true}|^2}{2N}; \quad \mathcal{L}_{penalty} = \frac{\sum_{k=1}^{k=n-1} |\mathbf{q}_k^+ - \mathbf{q}_k^-|^2}{n-1}, \quad (23)$$

and for $k = 1, 2, \dots, n$

$$\mathbf{q}_k^- = \mathbf{q}_{k-1} + \int_{t_{k-1}^+}^{t_k^-} \mathcal{R}(\mathbf{q}(t), t, \Theta). \quad (24)$$

With strategically varying the penalty strength μ one can accommodate for local discontinuities in z (given by $|\mathbf{q}_k^+ - \mathbf{q}_k^-|$) to effectively reduce $\mathcal{L}_{ground\ truth}$ in initial iterations and then increase μ gradually to reduce $\mathcal{L}_{penalty}$.

We present three different algorithms in appendix 6.1 for the multistep penalty optimization for NODE. The best performing of them as per our experiments is introduced in algorithm 1.

Algorithm 1 Multi-step NeuralODE - Formulation 1

```

for  $\mu$  in  $\{\mu_i\}$  do
    while  $j < n\_batches$  do
        get_batch( $t, \mathbf{q}, ..$ )
        Initialize  $q_k$ 
        Params  $\leftarrow (\Theta, q_k)$ 
         $(\nabla \mathcal{L}_\Theta, \nabla \mathcal{L}_{q_k}) = \text{compute\_gradients}(\mathcal{L}, \text{Params}, \mu_i)$ 
        Params  $\leftarrow \text{optimizer.step}(\text{Params}, \nabla \mathcal{L}_\Theta, \nabla \mathcal{L}_{q_k})$ 
    end while
    update  $\mu$ 
end for
    
```

▷ Get a new batch
 ▷ Initialize discontinuities for the new batch
 ▷ Append neural network parameters and q_k as set of trainable parameters
 ▷ Compute gradients using Adjoint or autograd
 ▷ Update the trainable parameters
 ▷ Increase Penalty Strength

4 Results

4.1 Lorenz-63 System

4.1.1 Problem 1

We take the same problem as mentioned in the original LSS [70] paper for a proof of concept demonstration of the proposed method. It introduces a controlled Lorenz-63 system,

$$\begin{aligned}\frac{dx}{dt} &= \sigma(y - x) \\ \frac{dy}{dt} &= x(\rho - z) - y \\ \frac{dz}{dt} &= xy - \beta z,\end{aligned}\tag{25}$$

where ρ is the control parameter. The objective function for control is given by

$$J = \lim_{T \rightarrow \infty} \frac{1}{T} \int_0^T z \, dt.\tag{26}$$

To convert the original problem to a minimization problem without reducing its complexity, the z in the integral is

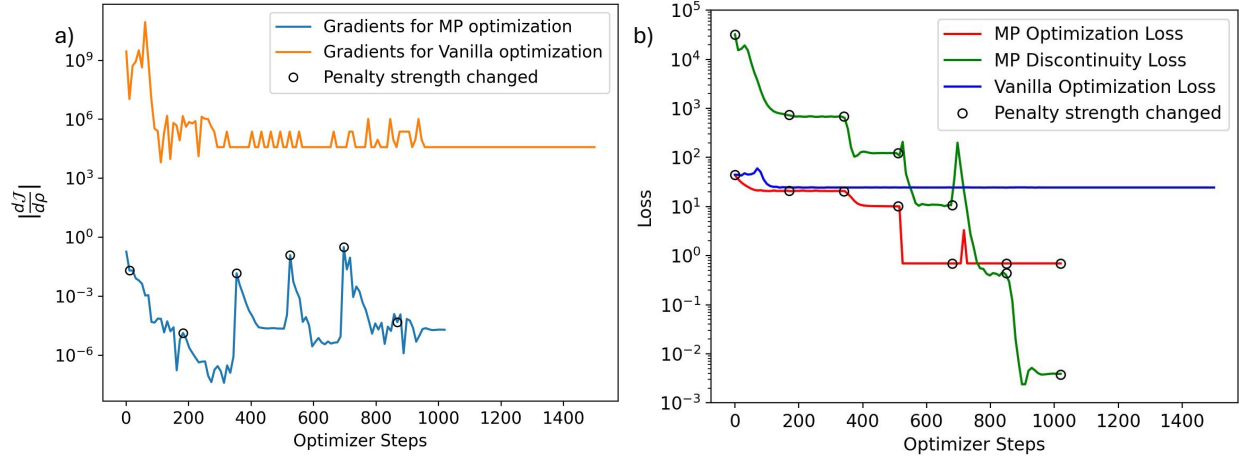


Figure 2: a) A comparison between gradients of the objective function with respect to parameter ρ with increasing optimization steps for vanilla optimization (i.e., without any multipoint penalties) and MP optimization. The black circle represents the locations where the penalty strength is increased. b) Objective values for MP optimization and vanilla optimization with optimization steps. The MP optimization reaches the theoretical minimum (approx 0.694) whereas the vanilla optimization reaches a plateau much higher than the minima.

changed to $|z|$ and we approximate J by taking a sufficiently long $T = 20$ without loss of generality. A standard calculation of the gradient of J (using finite differences or automatic differentiation) leads to very large magnitudes ($O(10^{100})$) which are unsuitable for learning. Figure 2 shows that gradients computed using standard automatic differentiation explodes to $O(10^8)$ at the start of optimization and later gets to a constant of $O(10^3)$ which is not useful to reduce the objective function. In contrast, multi-step penalty gradients are significantly improved and successfully reduce the objective function as shown in figure 2. Note that the loss and gradients have periodic jumps at points where the penalty strength μ is increased. In this problem, we started with a low penalty strength of $\mu = 10^{-5}$ and increased it by a multiple of 10 after every 170 optimizer steps. These values are chosen empirically and can be tuned further for faster optimization. This proof-of-concept demonstration shows that the issue of exploding gradients for chaotic systems can be solved by MP optimization. Furthermore, the cost of MP optimization is $O(m + n)$ where m is the number of timesteps and n is the degree of freedom (sum of number of trainable parameters and the dimension) which is significantly lower than the cubic cost of LSS.

4.1.2 Problem 2

To illustrate how the MP optimization improves performance further, we explore the loss landscape of both vanilla and MP objective functions for a benchmark problem introduced in Chung et al.(2022) [7].

$$\begin{aligned}\frac{dx}{dt} &= \sigma(y - x) \\ \frac{dy}{dt} &= x(\rho - z) - y \\ \frac{dz}{dt} &= xy - \beta z + f(t),\end{aligned}\tag{27}$$

The system is integrated from $t = 0$ to 20 with 2000 timesteps. The control $f(t)$ is taken as a vector of 2000 parameters defined at each timesteps. The objective function for optimization is defined as

$$\begin{aligned}\mathcal{J} &= \frac{1}{t_f - t_i} \int_{t_i}^{t_f} \mathcal{I}[\mathbf{q}] dt, \\ \mathcal{I}[\mathbf{q}] &= \begin{cases} \frac{1}{2} \left(\frac{2x+y}{5} \right)^2 & 2x + y \geq 0 \\ 0 & \text{otherwise.} \end{cases}\end{aligned}\tag{28}$$

Chung et al.(2022) showed that MP optimization can reduce the loss function to 99.9% as compared to vanilla optimization which can reduce it to only 44.6% [7]. Figure 3 shows the comparison of loss landscape for vanilla and MP objective function varying two arbitrary parameters (from the 2000) for the time-varying control $f(t)$. It clearly shows that vanilla loss function is highly non-convex which hinders convergence during optimization.

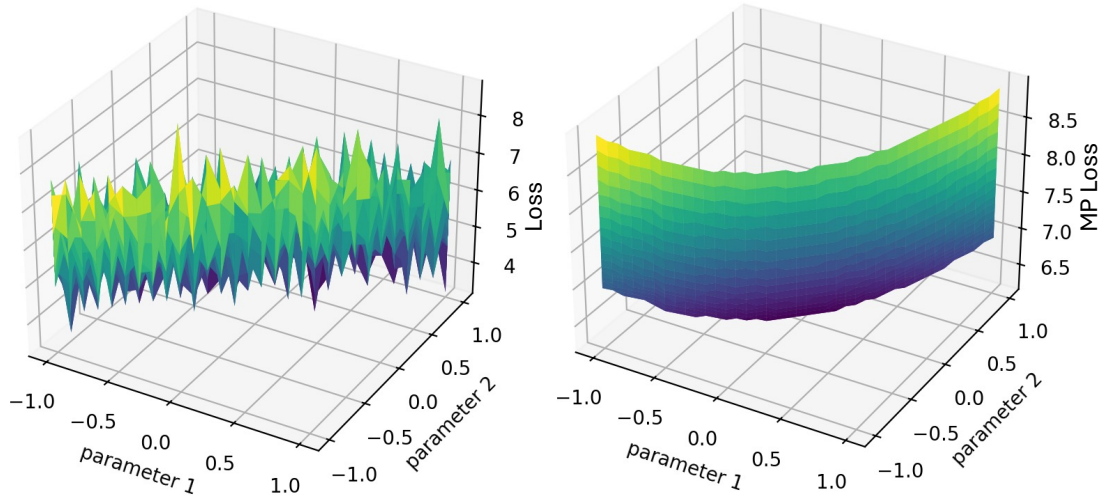


Figure 3: Loss landscape comparisons for the vanilla and MP objective functions for a controlled Lorenz system given by Equation 27.

In past work, Chung et al.(2022) have use MP optimization to optimize 2D and 3D chaotic turbulent flows [7]. In our experiments for this article, we extend it to learning of chaotic systems using NODE. Computational resources used for all the experiments was one 40-GB NVIDIA A100 GPU.

4.2 Kuramoto Sivashinsky equation

The Kuramoto Sivashinsky(KS) equation is given by a fourth-order non-linear partial differential equation,

$$\frac{\partial q}{\partial t} = -q \frac{\partial q}{\partial x} - \frac{\partial^2 q}{\partial x^2} - \frac{\partial^4 q}{\partial x^4}.\tag{29}$$

Solutions to the KS equation show chaotic dynamics which eventually converge onto a low-dimensional inertial manifold over long periods [82]. Predicting the long term trajectories of such chaotic systems is very challenging as small errors have large effects of the roll-outs after multiple Lyapunov time lengths. So, we aim to have a model

that can predict the KS dataset accurately in short time while preserving invariant statistics for long term predictions. Our training dataset comprises of a single trajectory that has converged onto the inertial manifold, covering the time span from $t = 0$ to $t = 10^5$, sampled every 0.25 time units. A single long trajectory can be split into multiple smaller trajectories of different initial conditions due to the ergodic behaviour of KS system [83]. The training conditions are taken identical to Stabilized NODE paper [34].

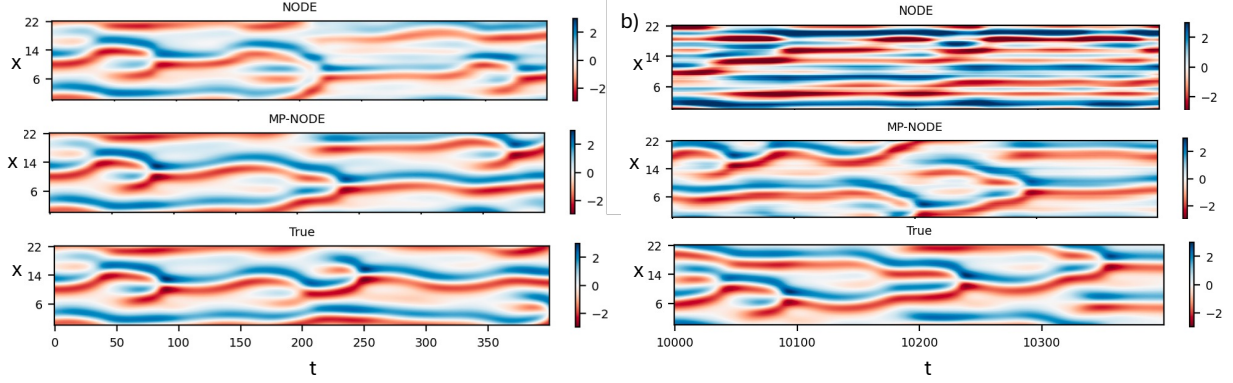


Figure 4: A comparison for NODE vs MP-NODE for KS equation for (a) short term (b) long term

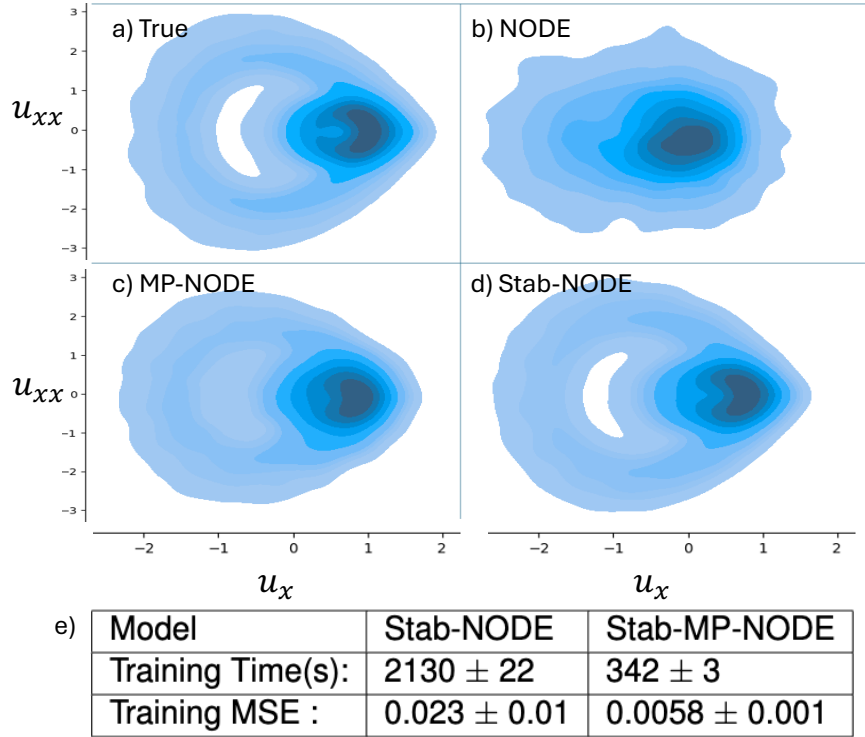


Figure 5: Comparison of joint PDF between first and second derivative of the state vectors for (a) Ground Truth, (b) NODE (c) MP-NODE and (d) Stabilized NODE predictions (e) Training time comparison for Stabilized MP-NODE and Stabilized NODE of a single batch for optimization.

Figure 4 shows the time evolution of the vanilla NODE and MP-NODE models compared to the ground truth. It is observed that, for test data, in the short term ($t \approx 50$) both NODE and MP-NODE can accurately predict the ground-truth, but deviations emerge soon after due to the chaotic nature of the system. Such an observation is typical for the KS system which possesses a Lyapunov time-scale of $\tau_L \approx 22$. For longer predictions, the MP-NODE maintains the features of the inertial manifold to over 30 Lyapunov times, whereas the NODE prediction significantly deviates from it. This is further highlighted by comparison of their invariant statistics. Figure 5 shows the joint probability distribution

function (PDF) of the first and second derivative of the state vectors after the evolving state has reached the attractor. The PDF is taken up to $t = 750$ (beyond which the standard NODE diverges). It is also compared with the stabilized NODE architecture [34] which explicitly introduces a linear term in the RHS of Equation 1 to make the prediction stable. The PDF from MP-NODE agrees well with the ground-truth PDF. Although we observe that the stabilized NODE predicts the statistics closest to the ground truth, we note that the results from the MP-NODE technique have been obtained with *no underlying assumptions* about the structure of the dynamical system. Moreover, the MP technique is a general algorithm for learning time-series data, and it can be incorporated into the stabilized NODE as well for faster convergence and improved stability.

4.3 Kolmogorov Flow

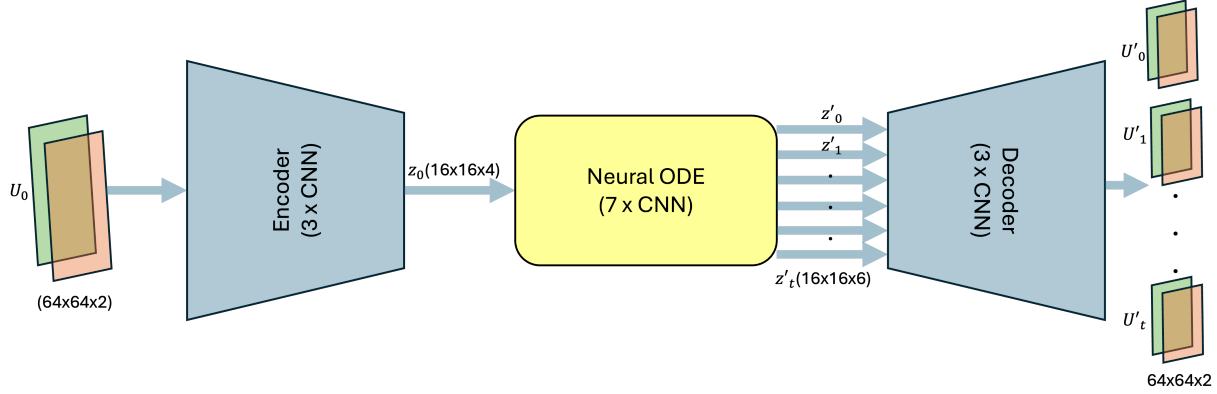


Figure 6: Encoder-NODE-Decoder Architecture for prediction of two-dimensional homogeneous isotropic turbulence with Kolmogorov forcing.

In this section, we study the performance of the proposed framework for two-dimensional homogeneous isotropic turbulence with Kolmogorov forcing governed by the incompressible Navier-Stokes equations. The purpose of these experiments is to assess the capabilities of MP-NODE for significantly high-dimensional state as well as a large number of parameters. Forced two-dimensional turbulence exhibits the classical characteristics of chaotic dynamics and has become a popular benchmark for ML techniques used for prediction of dynamical systems [84, 68, 85]. The 2D Navier-Stokes Equation is given by

$$\begin{aligned} \frac{\partial \mathbf{u}}{\partial t} + \nabla \cdot (\mathbf{u} \otimes \mathbf{u}) &= \frac{1}{Re} \nabla^2 \mathbf{u} - \frac{1}{\rho} \nabla p + \mathbf{f} \\ \nabla \cdot \mathbf{u} &= 0, \end{aligned} \quad (30)$$

where $\mathbf{u} = (u, v)$ is the velocity vector, p is the pressure, ρ is the density, Re is the Reynolds number, and \mathbf{f} represents a forcing function given by

$$\mathbf{f} = A \sin(ky) \hat{\mathbf{e}} - r \mathbf{u} \quad (31)$$

parameterized by the amplitude $A = 1$, wavenumber $k = 4$, linear drag $r = 0.1$, and the Reynolds number $Re = 1000$ chosen for this study [85]. $\hat{\mathbf{e}}$ denotes the x-direction unit vector. The initial condition is taken as a random divergence free velocity field [86]. The ground truth datasets are obtained from direct numerical simulation (DNS) [87] of the governing equations in a doubly periodic square domain with $L = 2\pi$ discretized in a uniform grid (512x512) and filtered it to a coarser grid (64x64). Details for constructing this dataset can be found in the work by Shankar et al. (2023) [85]. The trajectories are temporally sampled after flow reaches the chaotic regime with a gap of $T = 256\Delta t_{DNS}$ to ensure sufficient distinction between two snapshots empirically.

For the ML framework to predict these dynamics, we utilize an Encoder-NODE-Decoder architecture as shown in figure 6. The input is an initial condition with 2 channels (u, v) of 64x64 grid. The encoder layer has 3 Convolutional Neural Network (CNN) layers with varying kernel sizes (7,5,2) and number of channels (8,16,4). The latent initial condition z_0 has 4 channels which are augmented [6] with 2 extra channels to allow the NODE to learn complex dynamics in a low-dimensional latent space. The NODE has 7 CNN layers with kernel size 3 and 16 number of channels (except output layer). It also has dilated kernels [84] with varying dilation (1,2,3,4,3,2,1) to capture long range interactions. The dilated CNN is similar to standard CNN but has kernels with holes that can skip pixels, thereby increasing the receptive field without amplifying the number of parameters. The latent-space NODE outputs are

rolled-out autoregressively for t timesteps given a latent initial condition z_0 . Each NODE output timestep is passed to decoder to reconstruct a physical space flow-field. The activation function used between each layer is gelu.

The proposed model is trained with the Adam optimizer with cosine scheduling and learning rates starting at 10^{-3} and reducing to 10^{-5} . We explore two lengths of rollouts - short and long with 5 and 61 timesteps respectively. For the MP-NODE the longer trajectory is split into 12 equal domains penalizing the local discontinuity with penalty strength varying from 10^{-5} to 100. Ideally, the discontinuity points should be based on the Lyapunov time scale of the system keeping the integration time length smaller than the Lyapunov time. However, the Lyapunov time for a NODE changes over optimization, as it is learning the characteristics of the target chaotic system. So, we choose the discontinuity points empirically using fewer points to start with and gradually increase them if slow convergence is observed. All models are trained for the same duration to compare performance fairly. The loss function used for training is mean square error between the predicted and actual flow fields.

Furthermore, we quantify the uncertainty of our ML predictions for this particular experiment using the Gaussian stochastic weight averaging technique [88, 89]. Specifically, the model is trained up to convergence, the optimizer is switched to stochastic gradient descent (SGD) with a constant learning rate, and each set of neural network weights obtained after 10 epochs of SGD is saved as a different model. Predictions from these 10 different models are used for ensemble statistics.

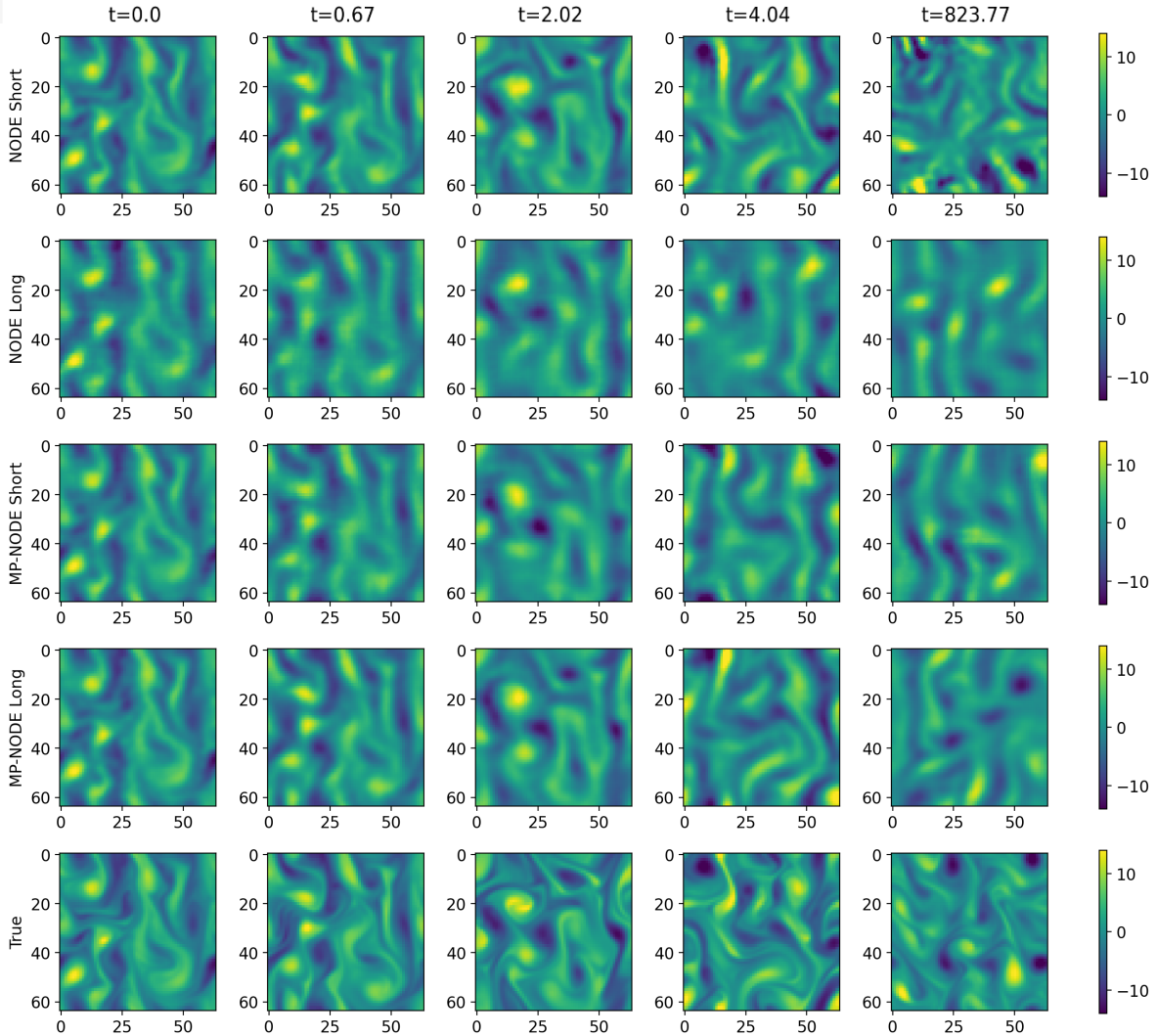


Figure 7: Vorticity predictions for the different NODE algorithms through autoregressive rollouts. Here ‘Short’ and ‘Long’ signify backpropagating through short and long rollouts during training respectively.

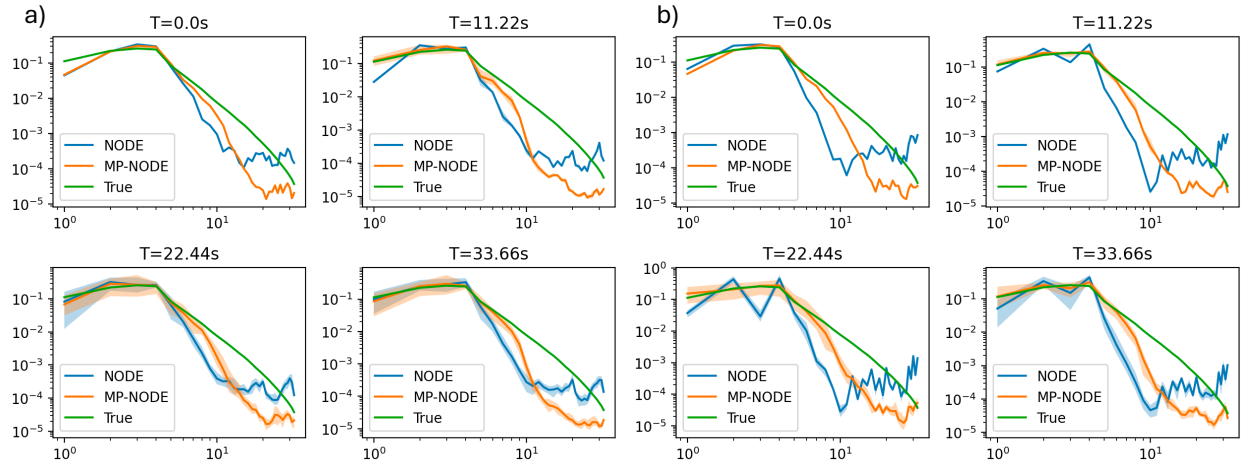


Figure 8: Energy spectrum comparison between NODE and MP-NODE trained for a) short rollouts b) long rollouts

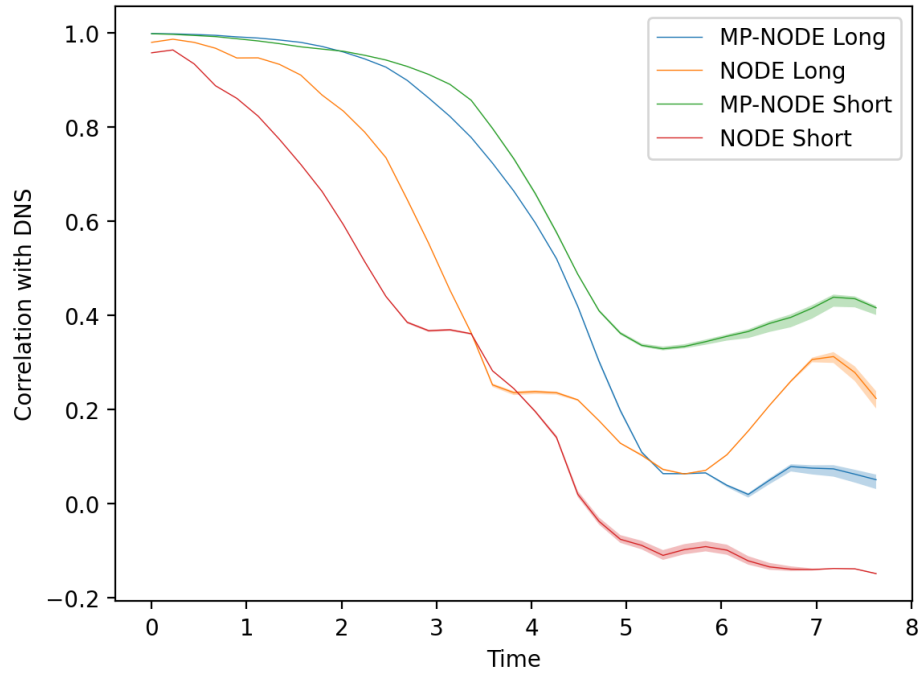


Figure 9: Correlation with DNS flow field for training with short and long rollouts for NODE and MP-NODE

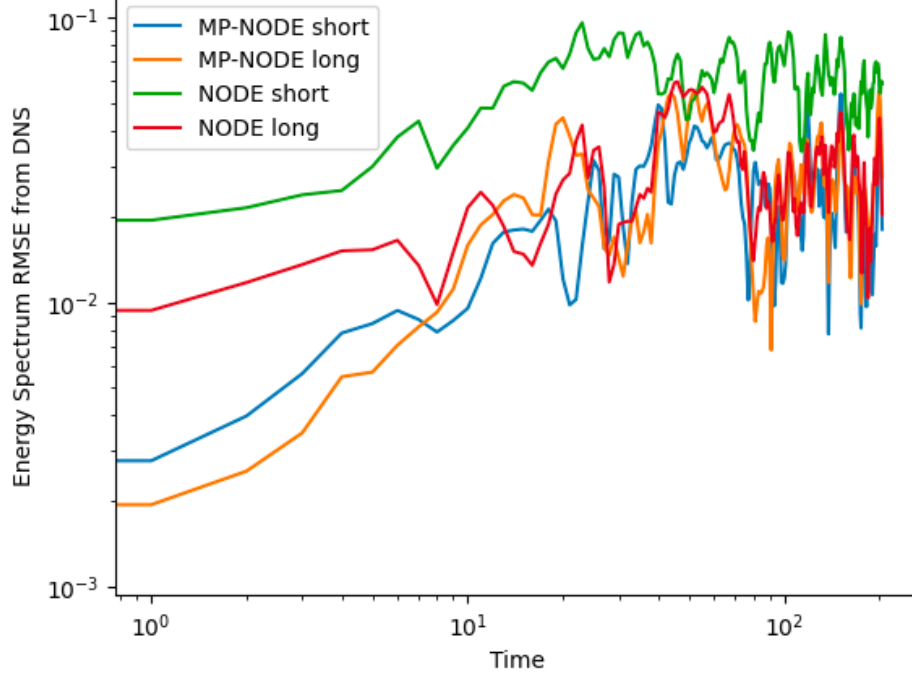


Figure 10: Error comparisons using Equation 32 between true and predicted energy spectrum of the flow fields for various models.

We first assess the predictions by comparing the angle-averaged kinetic energy spectrum in wavenumber space. Figure 8 shows that the MP-NODE has a better overlap with the true energy spectrum for both short and long rollouts, particularly in the inertial range. It is also observed that the variance in predictions for the kinetic-energy spectra grows with increasing time, particularly at the lower wavenumbers. Regular NODE predictions show a significant deviation from the true-scaling of the spectra in the form of pile-up error near the grid cut-off. This is improved by the use of the MP-NODE method. Secondly, Figure 9 shows that MP-NODE performs significantly better than vanilla NODE. It has high correlation with DNS for much longer than vanilla NODE. For MP-NODE, training with short rollouts perform slightly better as correlation is a short term metric for chaotic systems. Furthermore, for NODE training with long rollouts perform better than short rollouts. This analysis demonstrates the improvement imparted by using the MP optimization process.

We use a mean-squared error metric to quantify the deviation from ground truth energy spectrum at each timestep of the test rollout. It is computed as

$$\sqrt{\frac{1}{K} \sum_{k=1}^K \|E(\hat{k}) - E(k)\|^2} \quad (32)$$

where $E(\hat{k})$ is the predicted energy spectrum and $E(k)$ is the energy spectrum of the DNS flow field. Figure 10 shows that training with long rollouts preserve the energy spectrum better for both models. We can conclude that the use of the MP-NODE improves the stable prediction of chaotic dynamical systems while preserving their invariant statistics.

5 Discussion

5.1 Limitation and Future Works

In this section, we discuss some limitations of the proposed methodology. The primary issue is the increased requirement of memory for the longer rollouts. One approach to address this issue is to learn dynamics on a low-dimensional manifold - however this may cause the loss of small scale information on the flow field. This is also observed in our Kolmogorov flow experiments as evident in Figures 7 and 8, where finer structures are smoothed. For systems where this is undesirable, future work can investigate memory-efficient adjoint sensitivity methods [90, 91, 92, 93]. A second limitation is the computation of stochastic gradients within the MP-NODE framework. The proposed method

specifies the magnitudes of discontinuities as learnable parameters for optimization. Consequently, every time a new batch is taken for gradient computation, these parameters have to be reinitialized. This causes slow and sub-optimal convergence for the discontinuity loss. We observed this effect more significantly for the Kolmogorov-flow case where the state-space dimensionality (directly related to the dimension of the number of discontinuity parameters) is high. An intuitive solution to this can be to keep a global register for intermediate initial conditions and initialize the batches based on updated values from the register. However, this will require a extremely high number of learnable parameters in the register for large datasets which will complicate the scalability of the proposed algorithm.

5.2 Conclusion

The advent of neural differential equations has opened new avenues by combining the flexibility of neural networks with the accuracy of numerical solvers, allowing for improved predictability of dynamical systems. However, the challenge of long term stable prediction for chaotic systems has mostly remained unsolved. Learning chaotic dynamics is challenging as the optimization problem becomes extremely non-convex, making the standard gradient useless. Existing methods like least-squares shadowing, while attractive, suffer from very high computational costs for high-dimensional systems as well as overparameterized models. The algorithm proposed in this work solves this issue by dividing the time domain into multiple steps and allowing a penalized discontinuity to calculate sensible gradients with linear computational complexity. The benefit of MP-NODE is that it can be extended to several time-series forecasting techniques that rely on multistep loss calculations and backpropagation through time. Moreover, this advancement has the potential to improve understanding and predictability of chaotic systems and has broader implications for several scientific domains.

Acknowledgments

This material is based upon work supported by the U.S. Department of Energy (DOE), Office of Science, Office of Advanced Scientific Computing Research, under Contract No. DE-AC02-06CH11357. RM and DC acknowledge support from DOE ASCR award "Inertial neural surrogates for stable dynamical prediction" and DOE FES award "DeepFusion Accelerator for Fusion Energy Sciences in Disruption Mitigation". RM and DC also acknowledge the support of Penn State ICDS computing resources. This work was performed in part under the auspices of the U.S. Department of Energy by Lawrence Livermore National Laboratory under Contract DE-AC52-07NA27344. LLNL-JRNL-862644.

References

- [1] Ricky TQ Chen, Yulia Rubanova, Jesse Bettencourt, and David K Duvenaud. Neural ordinary differential equations. *Advances in neural information processing systems*, 31, 2018.
- [2] Ting Dang, Antoni Dimitriadis, Jingyao Wu, Vidhyasaharan Sethu, and Eliathamby Ambikairajah. Constrained dynamical neural ode for time series modelling: A case study on continuous emotion prediction. In *ICASSP 2023-2023 IEEE International Conference on Acoustics, Speech and Signal Processing (ICASSP)*, pages 1–5. IEEE, 2023.
- [3] Jeehyun Hwang, Jeongwhan Choi, Hwangyong Choi, Kookjin Lee, Dongeun Lee, and Noseong Park. Climate modeling with neural diffusion equations. In *2021 IEEE International Conference on Data Mining (ICDM)*, pages 230–239. IEEE, 2021.
- [4] Yushuang Luo, Xiantao Li, and Wenrui Hao. Stability preserving data-driven models with latent dynamics. *Chaos: An Interdisciplinary Journal of Nonlinear Science*, 32(8), 2022.
- [5] Suyong Kim, Weiqi Ji, Sili Deng, Yingbo Ma, and Christopher Rackauckas. Stiff neural ordinary differential equations. *Chaos: An Interdisciplinary Journal of Nonlinear Science*, 31(9), 2021.
- [6] Emilien Dupont, Arnaud Doucet, and Yee Whye Teh. Augmented neural odes. *Advances in neural information processing systems*, 32, 2019.
- [7] Seung Whan Chung and Jonathan B Freund. An optimization method for chaotic turbulent flow. *Journal of Computational Physics*, 457:111077, 2022.
- [8] Razvan Pascanu, Tomas Mikolov, and Yoshua Bengio. On the difficulty of training recurrent neural networks. In *International conference on machine learning*, pages 1310–1318. Pmlr, 2013.
- [9] Boris Hanin. Which neural net architectures give rise to exploding and vanishing gradients? *Advances in neural information processing systems*, 31, 2018.

- [10] George Philipp, Dawn Song, and Jaime G Carbonell. The exploding gradient problem demystified-definition, prevalence, impact, origin, tradeoffs, and solutions. *arXiv preprint arXiv:1712.05577*, 2017.
- [11] George Philipp, Dawn Song, and Jaime G Carbonell. Gradients explode-deep networks are shallow-resnet explained. 2018.
- [12] Chenxi Sun, Moxian Song, Shenda Hong, and Hongyan Li. A review of designs and applications of echo state networks. *arXiv preprint arXiv:2012.02974*, 2020.
- [13] Leni Ven and Johannes Lederer. Regularization and reparameterization avoid vanishing gradients in sigmoid-type networks. *arXiv preprint arXiv:2106.02260*, 2021.
- [14] Daniel J Lea, Thomas WN Haine, Myles R Allen, and James A Hansen. Sensitivity analysis of the climate of a chaotic ocean circulation model. *Quarterly Journal of the Royal Meteorological Society: A journal of the atmospheric sciences, applied meteorology and physical oceanography*, 128(586):2587–2605, 2002.
- [15] Gregory L Eyink, Tom WN Haine, and Daniel J Lea. Ruelle’s linear response formula, ensemble adjoint schemes and lévy flights. *Nonlinearity*, 17(5):1867, 2004.
- [16] John Thuburn. Climate sensitivities via a fokker–planck adjoint approach. *Quarterly Journal of the Royal Meteorological Society: A journal of the atmospheric sciences, applied meteorology and physical oceanography*, 131(605):73–92, 2005.
- [17] John Craske. Adjoint sensitivity analysis of chaotic systems using cumulant truncation. *Chaos, Solitons & Fractals*, 119:243–254, 2019.
- [18] Patrick Joseph Blonigan. *New methods for sensitivity analysis of chaotic dynamical systems*. PhD thesis, Massachusetts Institute of Technology, 2013.
- [19] Angxiu Ni and Qiqi Wang. Sensitivity analysis on chaotic dynamical systems by non-intrusive least squares shadowing (nilss). *Journal of Computational Physics*, 347:56–77, 2017.
- [20] Nisha Chandramoorthy, Pablo Fernandez, Chaitanya Talnikar, and Qiqi Wang. An analysis of the ensemble adjoint approach to sensitivity analysis in chaotic systems. In *23rd AIAA Computational Fluid Dynamics Conference*, page 3799, 2017.
- [21] Angxiu Ni and Chaitanya Talnikar. Adjoint sensitivity analysis on chaotic dynamical systems by non-intrusive least squares adjoint shadowing (nilsas). *Journal of Computational Physics*, 395:690–709, 2019.
- [22] Angxiu Ni. Fast adjoint algorithm for linear responses of hyperbolic chaos. *SIAM Journal on Applied Dynamical Systems*, 22(4):2792–2824, 2023.
- [23] B Van Domselaar and Piet W Hemker. Nonlinear parameter estimation in initial value problems. Technical report, SIS-76-1121, 1975.
- [24] Hans Georg Bock. Numerical treatment of inverse problems in chemical reaction kinetics. In *Modelling of Chemical Reaction Systems: Proceedings of an International Workshop, Heidelberg, Fed. Rep. of Germany, September 1–5, 1980*, pages 102–125. Springer, 1981.
- [25] Hans Georg Bock and Karl-Josef Plitt. A multiple shooting algorithm for direct solution of optimal control problems. *IFAC Proceedings Volumes*, 17(2):1603–1608, 1984.
- [26] Jonas Mikhaeil, Zahra Monfared, and Daniel Durstewitz. On the difficulty of learning chaotic dynamics with rnns. *Advances in Neural Information Processing Systems*, 35:11297–11312, 2022.
- [27] S Reynold Chu and Rahmat Shoureshi. A neural network approach for identification of continuous-time nonlinear dynamic systems. In *1991 American Control Conference*, pages 1–5. IEEE, 1991.
- [28] Ramiro Rico-Martinez, K Krischer, IG Kevrekidis, MC Kube, and JL Hudson. Discrete-vs. continuous-time nonlinear signal processing of cu electrodisolution data. *Chemical Engineering Communications*, 118(1):25–48, 1992.
- [29] R Rico-Martinez, JS Anderson, and IG Kevrekidis. Continuous-time nonlinear signal processing: a neural network based approach for gray box identification. In *Proceedings of IEEE Workshop on Neural Networks for Signal Processing*, pages 596–605. IEEE, 1994.
- [30] Ramiro Rico-Martinez and Ioannis G Kevrekidis. Continuous time modeling of nonlinear systems: A neural network-based approach. In *IEEE International Conference on Neural Networks*, pages 1522–1525. IEEE, 1993.
- [31] Alexander Norcliffe, Cristian Bodnar, Ben Day, Nikola Simidjievski, and Pietro Liò. On second order behaviour in augmented neural odes. *Advances in neural information processing systems*, 33:5911–5921, 2020.
- [32] Patrick Kidger, James Morrill, James Foster, and Terry Lyons. Neural controlled differential equations for irregular time series. *Advances in Neural Information Processing Systems*, 33:6696–6707, 2020.

- [33] Arnab Ghosh, Harkirat Behl, Emilien Dupont, Philip Torr, and Vinay Namboodiri. Steer: Simple temporal regularization for neural ode. *Advances in Neural Information Processing Systems*, 33:14831–14843, 2020.
- [34] Alec J Linot, Joshua W Burby, Qi Tang, Prasanna Balaprakash, Michael D Graham, and Romit Maulik. Stabilized neural ordinary differential equations for long-time forecasting of dynamical systems. *Journal of Computational Physics*, 474:111838, 2023.
- [35] Cagatay Yildiz, Markus Heinonen, and Harri Lahdesmaki. Ode2vae: Deep generative second order odes with bayesian neural networks. *Advances in Neural Information Processing Systems*, 32, 2019.
- [36] Tianjun Zhang, Zhewei Yao, Amir Gholami, Joseph E Gonzalez, Kurt Keutzer, Michael W Mahoney, and George Biros. Anodev2: A coupled neural ode framework. *Advances in Neural Information Processing Systems*, 32, 2019.
- [37] Michael Poli, Stefano Massaroli, Junyoung Park, Atsushi Yamashita, Hajime Asama, and Jinkyoo Park. Graph neural ordinary differential equations. *arXiv preprint arXiv:1911.07532*, 2019.
- [38] Xuanqing Liu, Tesi Xiao, Si Si, Qin Cao, Sanjiv Kumar, and Cho-Jui Hsieh. Neural sde: Stabilizing neural ode networks with stochastic noise. *arXiv preprint arXiv:1906.02355*, 2019.
- [39] Stefano Massaroli, Michael Poli, Jinkyoo Park, Atsushi Yamashita, and Hajime Asama. Dissecting neural odes. *Advances in Neural Information Processing Systems*, 33:3952–3963, 2020.
- [40] Zhuoqing Chang, Shubo Liu, Zhaohui Cai, and Guoqing Tu. Anode-gan: Incomplete time series imputation by augmented neural ode-based generative adversarial networks. In *International Conference on Artificial Neural Networks*, pages 16–27. Springer, 2023.
- [41] Romit Maulik, Arvind Mohan, Bethany Lusch, Sandeep Madireddy, Prasanna Balaprakash, and Daniel Livescu. Time-series learning of latent-space dynamics for reduced-order model closure. *Physica D: Nonlinear Phenomena*, 405:132368, 2020.
- [42] Gavin D Portwood, Peetak P Mitra, Mateus Dias Ribeiro, Tan Minh Nguyen, Balasubramanya T Nadiga, Juan A Saenz, Michael Chertkov, Animesh Garg, Anima Anandkumar, Andreas Dengel, et al. Turbulence forecasting via neural ode. *arXiv preprint arXiv:1911.05180*, 2019.
- [43] Belinda Tzen and Maxim Raginsky. Neural stochastic differential equations: Deep latent gaussian models in the diffusion limit. *arXiv preprint arXiv:1905.09883*, 2019.
- [44] Carlos JG Rojas, Andreas Dengel, and Mateus Dias Ribeiro. Reduced-order model for fluid flows via neural ordinary differential equations. *arXiv preprint arXiv:2102.02248*, 2021.
- [45] Alec J Linot and Michael D Graham. Data-driven reduced-order modeling of spatiotemporal chaos with neural ordinary differential equations. *Chaos: An Interdisciplinary Journal of Nonlinear Science*, 32(7), 2022.
- [46] Alexander Bills, Shashank Sripad, William L Fredericks, Matthew Guttenberg, Devin Charles, Evan Frank, and Venkatasubramanian Viswanathan. Universal battery performance and degradation model for electric aircraft. *arXiv preprint arXiv:2008.01527*, 2020.
- [47] Linhao Luo, Gholamreza Haffari, and Shirui Pan. Graph sequential neural ode process for link prediction on dynamic and sparse graphs. In *Proceedings of the Sixteenth ACM International Conference on Web Search and Data Mining*, pages 778–786, 2023.
- [48] Fabio Carrara, Roberto Caldelli, Fabrizio Falchi, and Giuseppe Amato. Improving the adversarial robustness of neural ode image classifiers by tuning the tolerance parameter. *Information*, 13(12):555, 2022.
- [49] Opeoluwa Owoyele and Pinaki Pal. Chemnode: A neural ordinary differential equations approach for chemical kinetics solvers. *arXiv preprint arXiv:2101.04749*, 2020.
- [50] Maximilian Gelbrecht, Niklas Boers, and Jürgen Kurths. Neural partial differential equations for chaotic systems. *New Journal of Physics*, 23(4):043005, 2021.
- [51] Evren Mert Turan and Johannes Jäschke. Multiple shooting for training neural differential equations on time series. *IEEE Control Systems Letters*, 6:1897–1902, 2021.
- [52] Valerii Iakovlev, Cagatay Yildiz, Markus Heinonen, and Harri Lähdesmäki. Latent neural odes with sparse bayesian multiple shooting. *arXiv preprint arXiv:2210.03466*, 2022.
- [53] Kai Lagemann, Christian Lagemann, and Sach Mukherjee. Invariance-based learning of latent dynamics. In *The Twelfth International Conference on Learning Representations*, 2023.
- [54] Armand Jordana, Justin Carpentier, and Ludovic Righetti. Learning dynamical systems from noisy sensor measurements using multiple shooting. *arXiv preprint arXiv:2106.11712*, 2021.

- [55] Germán Abrevaya, Mahta Ramezani-Panahi, Jean-Christophe Gagnon-Audet, Pablo Polosecki, Irina Rish, Silvina Ponce Dawson, Guillermo Cecchi, and Guillaume Dumas. Effective latent differential equation models via attention and multiple shooting. In *The Symbiosis of Deep Learning and Differential Equations III*, 2023.
- [56] Yoshua Bengio, Patrice Simard, and Paolo Frasconi. Learning long-term dependencies with gradient descent is difficult. *IEEE transactions on neural networks*, 5(2):157–166, 1994.
- [57] Dominik Schmidt, Georgia Koppe, Zahra Monfared, Max Beutelspacher, and Daniel Durstewitz. Identifying non-linear dynamical systems with multiple time scales and long-range dependencies. *arXiv preprint arXiv:1910.03471*, 2019.
- [58] Zachary C Lipton, John Berkowitz, and Charles Elkan. A critical review of recurrent neural networks for sequence learning. *arXiv preprint arXiv:1506.00019*, 2015.
- [59] Sepp Hochreiter, Jürgen Schmidhuber, et al. Long short-term memory [j]. *Neural computation*, 9(8):1735–1780, 1997.
- [60] Kyunghyun Cho, Bart Van Merriënboer, Caglar Gulcehre, Dzmitry Bahdanau, Fethi Bougares, Holger Schwenk, and Yoshua Bengio. Learning phrase representations using rnn encoder-decoder for statistical machine translation. *arXiv preprint arXiv:1406.1078*, 2014.
- [61] Bo Chang, Minmin Chen, Eldad Haber, and Ed H Chi. Antisymmetricrnn: A dynamical system view on recurrent neural networks. *arXiv preprint arXiv:1902.09689*, 2019.
- [62] Martin Arjovsky, Amar Shah, and Yoshua Bengio. Unitary evolution recurrent neural networks. In *International conference on machine learning*, pages 1120–1128. PMLR, 2016.
- [63] Li Jing, Caglar Gulcehre, John Peurifoy, Yichen Shen, Max Tegmark, Marin Soljacic, and Yoshua Bengio. Gated orthogonal recurrent units: On learning to forget. *Neural computation*, 31(4):765–783, 2019.
- [64] Jaideep Pathak, Brian Hunt, Michelle Girvan, Zhixin Lu, and Edward Ott. Model-free prediction of large spatiotemporally chaotic systems from data: A reservoir computing approach. *Physical review letters*, 120(2):024102, 2018.
- [65] Ronald J Williams and David Zipser. A learning algorithm for continually running fully recurrent neural networks. *Neural computation*, 1(2):270–280, 1989.
- [66] Henning U Voss, Jens Timmer, and Jürgen Kurths. Nonlinear dynamical system identification from uncertain and indirect measurements. *International Journal of Bifurcation and Chaos*, 14(06):1905–1933, 2004.
- [67] Ryan Keisler. Forecasting global weather with graph neural networks. *arXiv preprint arXiv:2202.07575*, 2022.
- [68] Yair Schiff, Zhong Yi Wan, Jeffrey B Parker, Stephan Hoyer, Volodymyr Kuleshov, Fei Sha, and Leonardo Zepeda-Núñez. Dyslim: Dynamics stable learning by invariant measure for chaotic systems. *arXiv preprint arXiv:2402.04467*, 2024.
- [69] Andrei Nikolaevich Kolmogorov, Evgenii Frolovich Mishchenko, and Lev Semenovich Pontryagin. A probability problem of optimal control. In *Dokl. Akad. Nauk SSSR*, volume 145, pages 993–995, 1962.
- [70] Qiqi Wang, Rui Hu, and Patrick Blonigan. Least squares shadowing sensitivity analysis of chaotic limit cycle oscillations. *Journal of Computational Physics*, 267:210–224, 2014.
- [71] Nisha Chandramoorthy, Luca Magri, and Qiqi Wang. Variational optimization and data assimilation in chaotic time-delayed systems with automatic-differentiated shadowing sensitivity. *arXiv preprint arXiv:2011.08794*, 2020.
- [72] Kaiming He, Xiangyu Zhang, Shaoqing Ren, and Jian Sun. Deep residual learning for image recognition. In *Proceedings of the IEEE conference on computer vision and pattern recognition*, pages 770–778, 2016.
- [73] Roger Alexander. Solving ordinary differential equations i: Nonstiff problems (e. hairer, sp norsett, and g. wanner). *Siam Review*, 32(3):485, 1990.
- [74] VG Boltyanskiy, Revaz V Gamkrelidze, YEF Mishchenko, and LS Pontryagin. Mathematical theory of optimal processes. 1962.
- [75] Kaiming He, Xiangyu Zhang, Shaoqing Ren, and Jian Sun. Identity mappings in deep residual networks. In *Computer Vision—ECCV 2016: 14th European Conference, Amsterdam, The Netherlands, October 11–14, 2016, Proceedings, Part IV 14*, pages 630–645. Springer, 2016.
- [76] Yann LeCun. The mnist database of handwritten digits. <http://yann.lecun.com/exdb/mnist/>, 1998.
- [77] James Bradbury, Roy Frostig, Peter Hawkins, Matthew James Johnson, Chris Leary, Dougal Maclaurin, George Necula, Adam Paszke, Jake VanderPlas, Skye Wanderman-Milne, and Qiao Zhang. JAX: composable transformations of Python+NumPy programs, 2018.

- [78] Anatole Katok, AB Katok, and Boris Hasselblatt. *Introduction to the modern theory of dynamical systems*. Number 54. Cambridge university press, 1995.
- [79] Patrick Joseph Blonigan. *Least squares shadowing for sensitivity analysis of large chaotic systems and fluid flows*. PhD thesis, Massachusetts Institute of Technology, 2016.
- [80] Patrick J Blonigan, Steven A Gomez, and Qiqi Wang. Least squares shadowing for sensitivity analysis of turbulent fluid flows. In *52nd Aerospace Sciences Meeting*, page 1426, 2014.
- [81] Patrick J Blonigan, Qiqi Wang, Eric J Nielsen, and Boris Diskin. Least-squares shadowing sensitivity analysis of chaotic flow around a two-dimensional airfoil. *AIAA Journal*, 56(2):658–672, 2018.
- [82] C Foias, B Nicolaenko, George R Sell, and R Temam. Inertial manifolds for the kuramoto-sivashinsky equation and an estimate of their lowest dimension. 1986.
- [83] James M Hyman, Basil Nicolaenko, and Stéphane Zaleski. Order and complexity in the kuramoto-sivashinsky model of weakly turbulent interfaces. *Physica D: Nonlinear Phenomena*, 23(1-3):265–292, 1986.
- [84] Kimberly Stachenfeld, Drummond B Fielding, Dmitrii Kochkov, Miles Cranmer, Tobias Pfaff, Jonathan Godwin, Can Cui, Shirley Ho, Peter Battaglia, and Alvaro Sanchez-Gonzalez. Learned coarse models for efficient turbulence simulation. *arXiv preprint arXiv:2112.15275*, 2021.
- [85] Varun Shankar, Vedant Puri, Ramesh Balakrishnan, Romit Maulik, and Venkatasubramanian Viswanathan. Differentiable physics-enabled closure modeling for burgers’ turbulence. *Machine Learning: Science and Technology*, 4(1):015017, 2023.
- [86] Dmitrii Kochkov, Jamie A. Smith, Ayya Alieva, Qing Wang, Michael P. Brenner, and Stephan Hoyer. Machine learning–accelerated computational fluid dynamics. *Proceedings of the National Academy of Sciences*, 118(21), 2021.
- [87] Dmitrii Kochkov, Jamie A Smith, Ayya Alieva, Qing Wang, Michael P Brenner, and Stephan Hoyer. Machine learning–accelerated computational fluid dynamics. *Proceedings of the National Academy of Sciences*, 118(21):e2101784118, 2021.
- [88] Masaki Morimoto, Kai Fukami, Romit Maulik, Ricardo Vinuesa, and Koji Fukagata. Assessments of epistemic uncertainty using gaussian stochastic weight averaging for fluid-flow regression. *Physica D: Nonlinear Phenomena*, 440:133454, 2022.
- [89] Pavel Izmailov, Dmitrii Podoprikin, Timur Garipov, Dmitry Vetrov, and Andrew Gordon Wilson. Averaging weights leads to wider optima and better generalization. *arXiv preprint arXiv:1803.05407*, 2018.
- [90] Reza Djeddi and Kivanc Ekici. Fdot: A fast, memory-efficient and automated approach for discrete adjoint sensitivity analysis using the operator overloading technique. *Aerospace Science and Technology*, 91:159–174, 2019.
- [91] Reza Djeddi and Kivanc Ekici. Memory efficient adjoint sensitivity analysis for aerodynamic shape optimization. In *AIAA Scitech 2020 Forum*, page 0885, 2020.
- [92] Hong Zhang and Wenjun Zhao. A memory-efficient neural ordinary differential equation framework based on high-level adjoint differentiation. *IEEE Transactions on Artificial Intelligence*, 2022.
- [93] Juntang Zhuang, Nicha C Dvornek, Sekhar Tatikonda, and James S Duncan. Mali: A memory efficient and reverse accurate integrator for neural odes. *arXiv preprint arXiv:2102.04668*, 2021.

6 Appendix

6.1 Algorithms

Algorithm 2 Multi-step NeuralODE - Formulation 2

```

for  $\mu$  in  $\{\mu_i\}$  do
  while  $j < n\_batches$  do
    get_batch( $t, \mathbf{q}, ..$ ) ▷ Get a new batch
    Initailize  $\mathbf{q}_k$  ▷ Initialize discontinuities for the new batch
    Params  $\leftarrow (\Theta, \mathbf{q}_k)$  ▷ Append neural network parameters and  $\mathbf{q}_k$  as set of trainable parameters
    while  $k < num\_iters$  do
       $(\nabla \mathcal{L}_\Theta, \nabla \mathcal{L}_{\mathbf{q}_k}) = \text{compute\_gradients}(\mathcal{L}, \text{Params}, \mu_i)$  ▷ Compute gradients using Adjoint or autograd
      Params  $\leftarrow \text{optimizer.step}(\text{Params}, \nabla \mathcal{L}_\Theta, \nabla \mathcal{L}_{\mathbf{q}_k})$  ▷ Update the trainable parameters
    end while
  end while
  update  $\mu$  ▷ Increase Penalty Strength
end for

```

Algorithm 3 Multi-step NeuralODE - Formulation 3

```

while  $j < n\_batches$  do
  get_batch( $t, \mathbf{q}, ..$ ) ▷ Get a new batch
  Initailize  $\mathbf{q}_k$  ▷ Initialize discontinuities for the new batch
  Params  $\leftarrow (\Theta, \mathbf{q}_k)$  ▷ Append neural network parameters and  $\mathbf{q}_k$  as set of trainable parameters
  for  $\mu$  in  $\{\mu_i\}$  do
    while  $k < num\_iters$  do
       $(\nabla \mathcal{L}_\Theta, \nabla \mathcal{L}_{\mathbf{q}_k}) = \text{compute\_gradients}(\mathcal{L}, \text{Params}, \mu_i)$  ▷ Compute gradients using Adjoint or autograd
      Params  $\leftarrow \text{optimizer.step}(\text{Params}, \nabla \mathcal{L}_\Theta, \nabla \mathcal{L}_{\mathbf{q}_k})$  ▷ Update the trainable parameters
    end while
  end for
  update  $\mu$  ▷ Increase Penalty Strength
end while

```
