

A Survey on Deep Clustering: From the Prior Perspective

Yiding Lu[†], Haobin Li[†], Yunfan Li, Yijie Lin, Xi Peng^{*}

College of Computer Science, Sichuan University, Chengdu, Sichuan, China.

^{*}Corresponding author(s). E-mail(s): pengx.gm@gmail.com;
 Contributing authors: yidinglu.gm@gmail.com; haobinli.gm@gmail.com;
yunfanli.gm@gmail.com; linyijie.gm@gmail.com;

[†]These authors contributed equally to this work.

Abstract

Facilitated by the powerful feature extraction ability of neural networks, deep clustering has achieved great success in analyzing high-dimensional and complex real-world data. The performance of deep clustering methods is affected by various factors such as network structures and learning objectives. However, as pointed out in this survey, the essence of deep clustering lies in the incorporation and utilization of prior knowledge, which is largely ignored by existing works. From pioneering deep clustering methods based on data structure assumptions to recent contrastive clustering methods based on data augmentation invariances, the development of deep clustering intrinsically corresponds to the evolution of prior knowledge. In this survey, we provide a comprehensive review of deep clustering methods by categorizing them into six types of prior knowledge. We find that in general the prior innovation follows two trends, namely, *i*) from mining to constructing, and *ii*) from internal to external. Besides, we provide a benchmark on five widely-used datasets and analyze the performance of methods with diverse priors. By providing a novel prior knowledge perspective, we hope this survey could provide some novel insights and inspire future research in the deep clustering community.

Keywords: Clustering, Deep Clustering, Unsupervised Learning

1 Introduction

As a fundamental problem in machine learning, clustering aims at grouping data instances into several clusters, where instances from the same cluster share similar semantics and instances from different clusters are dissimilar. Clustering could reveal the inherent semantic structure underlying the data, which benefits the down-stream analysis such as anomaly detection (Saeedi Emadi and Mazinani, 2018), person re-identification (Ye et al, 2021), community detection (Su et al, 2022), and domain adaption (Yang et al, 2023), etc.

In the early stage, various classic clustering methods are developed, such as centroid-based

clustering (MacQueen et al, 1967), density-based clustering (Ester et al, 1996a), hierarchical clustering (Murtagh and Contreras, 2012), and so on. These shallow methods are grounded in theory and enjoy high interpretability. Later on, some works extend shallow clustering methods to diverse data types, such as multi-view (Zhang et al, 2015; Nie et al, 2016, 2017; Wang et al, 2018) and graph data (Newman and Girvan, 2004; Schaeffer, 2007). Other efforts have been made to improve the scalability (Zhang et al, 2023) of shallow clustering methods.

However, shallow clustering methods partition instances based on the similarity (MacQueen et al,

1967) or density (Ester et al, 1996a) of the given raw or linear transformed data. Due to the limited feature extraction ability, shallow clustering methods would achieve sub-optimal results when confronted with complex, high-dimensional, and non-linear data in the real world. To tackle this challenge, deep clustering techniques are proposed to incorporate neural networks into clustering methods. In other words, deep clustering simultaneously learns discriminative representations and performs clustering on the learned features, progressively benefiting each other.

Over the past few years, many efforts have been devoted to improving the clustering performance from various aspects, such as network architectures (Caron et al, 2018; Nguyen et al, 2021), training strategies (Mukherjee et al, 2019), and loss functions (Jiang et al, 2016; Zhong et al, 2021). However, we would like to highlight that the fundamental challenge of deep clustering is the absence of data annotations. Consequently, the key to deep clustering lies in introducing proper **prior knowledge** to construct the supervision signals. From the early data structure assumption to the recent data augmentation invariance, the development of deep clustering methods intrinsically corresponds to the evolution of prior knowledge. In this survey, we provide a comprehensive review of deep clustering methods from the perspective of prior knowledge.

Inspired by traditional clustering and dimensionality reduction approaches (Roweis and Saul, 2000; Belkin and Niyogi, 2001), the early deep clustering methods (Huang et al, 2014; Peng et al, 2016; Shaham et al, 2018) build upon the **structure prior** of data. Based on the assumption that the inherent data structure could reflect the semantic relation, these methods incorporate classic manifold (Roweis and Saul, 2000) or subspace learning (Wright et al, 2010) objectives to optimize the neural network for feature extraction and clustering. The second type of prior knowledge is the **distribution prior**, which assumes that instances from different clusters follow distinct distributions. Based on such a prior, several generative deep clustering methods (Jiang et al, 2016; Mukherjee et al, 2019) propose to learn the latent distribution of samples for the data partition. In the past few years, the success of contrastive learning spawns a new category of prior knowledge, namely, **augmentations invariance**. Instead of

mining data priors, researchers turn to constructing additional priors with the data augmentation technique. Leveraging the invariance across different augmented samples at the instance representation and clustering assignment levels, numerous contrastive clustering methods (Ji et al, 2019; Li et al, 2021) significantly improve the feature discriminability and clustering performance. Further, researchers find that instances of the same semantics are likely to be mapped into nearby points in the latent space, and accordingly propose the **neighborhood consistency** prior. Specifically, by encouraging neighboring samples to have similar cluster assignments, several works (Van Gansbeke et al, 2020; Zhong et al, 2021) alleviate the false-negative problem in the contrastive clustering paradigm, thus advancing the clustering results. Another branch of progress is made based on the **pseudo label** prior, namely, cluster assignments with high confidence are likely to be correct. By selecting confident predictions as pseudo labels, several studies further boost the clustering performance through pseudo-labeling (Li et al, 2022; Qian, 2023) and semi-supervised learning (Niu et al, 2022). Very recently, instead of pursuing internal priors from the data itself, some works (Cai et al, 2023; Li et al, 2023b) attempt to introduce abundant **external knowledge** such as textual descriptions to guide clustering.

In summary, the essence of deep clustering lies in how to find and leverage effective prior knowledge, for both feature extraction and cluster assignment. To provide an overview of the development of deep clustering, in this paper, we categorize a series of state-of-the-art approaches according to the taxonomy of prior knowledge. We hope such a new perspective for deep clustering could inspire future research in the community. The rest of this paper is organized as follows: First, Section 2 introduces the preliminaries on deep clustering. Section 3 reviews the existing deep clustering methods from the prior knowledge perspective. Then, Section 4 provides experimental analyses of deep clustering methods. After that, Section 5 briefly introduces some applications of deep clustering in the vicinagearth security. Lastly, Section 6 summarizes some notable trends and challenges for deep clustering.

Related Surveys

We notice that several surveys on deep clustering have been proposed in recent years. Briefly, [Min et al \(2018\)](#) categorizes deep clustering methods according to the network architecture. [Dong et al \(2021\)](#) focuses on applications of deep clustering. [Ren et al \(2022\)](#) summarizes existing methods from the view of data types, such as single- and multi-view. [Zhou et al \(2022\)](#) discusses various interactions between representation learning and clustering. Distinct from existing surveys, this work systematically provides a new perspective from the prior knowledge, which plays a more intrinsic and essential role in deep clustering.

2 Problem Definition

In this section, we introduce the pipeline of deep clustering, including the notation and problem definition. Unless specially notified, in this paper, we use bold uppercase and lowercase to denote matrices and vectors, respectively. The commonly used notations are summarized in [Table 1](#).

The deep clustering problem is formally defined as follows: given a set of instances $\mathcal{D} = \{\mathbf{x}_i\}_{i=1}^N \in \mathcal{X}$ that belongs to C classes, deep clustering aims to learn discriminative features and group the instances into C clusters according to their semantics. Specifically, deep clustering methods first learn a deep neural network $f : \mathcal{X} \rightarrow \mathcal{Z}$ for feature extraction, *i.e.*, $\mathbf{z}_i = f(\mathbf{x}_i)$. Given instance features in the latent space, clustering results could be obtained in two ways. The most straightforward way is to apply classic algorithms such as K-means ([MacQueen et al, 1967](#)) and DBSCAN ([Ester et al, 1996a](#)) on the learned features. The other solution is to train an additional cluster head $h : \mathcal{Z} \rightarrow \mathbb{R}^C$ to produce soft cluster assignment $\mathbf{p}_i = \text{softmax}(h(\mathbf{z}_i))$ which satisfies $\sum_{j=0}^K \mathbf{p}_{ij} = 1$. The hard cluster assignment for the i -th instance could be computed by arg max operation, namely,

$$\tilde{y}_i = \arg \max_j \mathbf{p}_{ij}, 1 \leq j \leq C. \quad (1)$$

The cluster assignments provide the inherent semantic structure underlying the data, which could be utilized in various downstream analyses.

Table 1 Commonly used mathematical notations.

Notation	Explanation
N	Number of data instances
B	Size of a mini-batch
C	Number of clusters
$f(\cdot)$	Encoder network
$h(\cdot)$	Cluster head
\mathbf{x}_i	i -th data instance
\mathbf{z}_i	Feature of the i -th instance
\tilde{y}_i	Pseudo label of the i -th instance
$\ \cdot\ $	L2-norm of a vector
$\langle \cdot \rangle$	Dot product operator
$s(\mathbf{a}, \mathbf{b})$	Cosine similarity, <i>i.e.</i> , $s(\mathbf{a}, \mathbf{b}) = \frac{\langle \mathbf{a}, \mathbf{b} \rangle}{\ \mathbf{a}\ \ \mathbf{b}\ }$
\mathbf{c}_i	Centroid of the i -th cluster
$H(\cdot)$	Entropy, <i>i.e.</i> , $H(X) = \sum_{x \in \mathcal{X}} -p(x) \log p(x)$
$H(\cdot, \cdot)$	Conditional entropy, <i>i.e.</i> , $H(Y X) = \sum_{x \in \mathcal{X}, y \in \mathcal{Y}} -p(x, y) \log \frac{p(x, y)}{p(x)}$
$I(\cdot; \cdot)$	Mutual Information, <i>i.e.</i> , $I(X; Y) = H(X) - H(X Y)$
τ	Temperature coefficient of contrastive loss

3 Priors for Deep Clustering

In this section, we review existing deep clustering methods from the perspective of prior knowledge. The priors are illustrated in [Figure 1](#) and the method categorization is summarized in [Table 2](#).

3.1 Structure Prior

Structure prior is mostly inspired by traditional clustering methods. Traditional cluster is mainly rooted in assumptions about the structural characteristics of clusters in data space. For example, K-means ([MacQueen et al, 1967](#)) aims to learn k cluster centroids, which assumes that instances in each cluster form a spherical structure around its centroid. DBSCAN ([Ester et al, 1996a](#)) is based on the assumption that a cluster in data space is a contiguous region of high point density, separated from other such clusters by regions of low point density. Spectral clustering ([Belkin and Niyogi, 2001](#)) assumes data lies on a locally linear manifold so that the local neighborhoods' relation should be preserved in latent space. Those methods partition instances according to the graph Laplacian. Agglomerative clustering ([Gowda and Krishna, 1978](#)) considers the hierarchical structure of data and performs clustering with merging

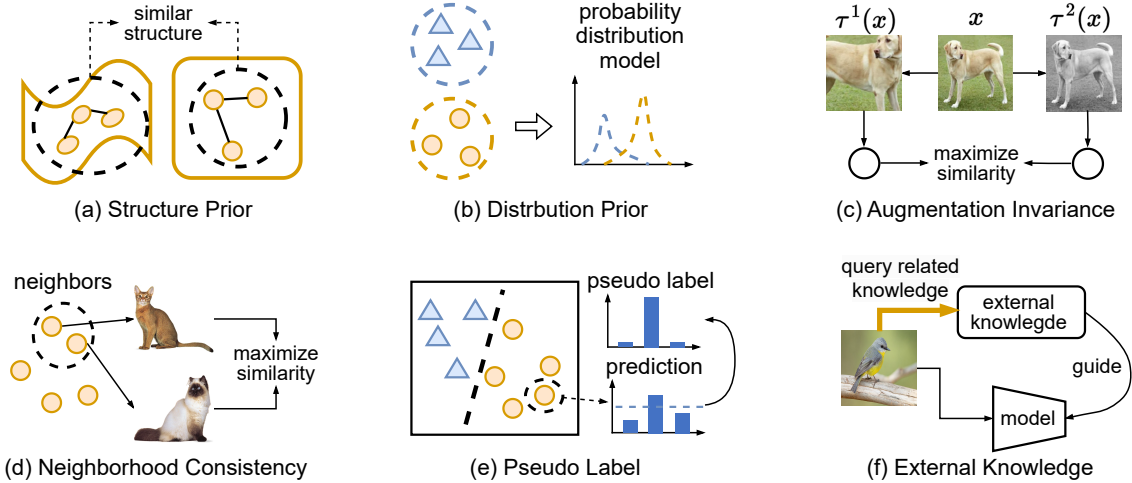


Fig. 1 Six categories of prior knowledge for deep clustering. (a) Structure Prior: data structure could reflect the semantic relation between instances. (b) Distribution Prior: instances from different clusters follow distinct data distributions. (c) Augmentation Invariance: samples augmented by the same instance have similar features. (d) Neighborhood Consistency: neighboring samples have consistent cluster assignments. (e) Pseudo Label: cluster assignments with high confidence are likely to be correct. (f) External Knowledge: abundant knowledge favorable to clustering exists in open-world data and models.

and splitting. Motivated by the success of classic clustering methods, the early exploration of deep clustering mainly focuses on adapting mature structure priors as objective functions to optimize neural networks.

Given well-structured data in the latent space, ABDC (Song et al, 2013) iteratively optimizes the data representation and clustering centers motivated by K-means. As the deep extension of classic spectral clustering, DEN (Huang et al, 2014), SpectralNet (Shaham et al, 2018), and MvLNet (Huang et al, 2019, 2021) compute the graph Laplacian in the latent space learned by auto-encoder (Bengio et al, 2013) and SiameseNets (Hadsell et al, 2006; Shaham and Lederman, 2018), respectively. Likewise, DCC (Shah and Koltun, 2018) extends the core idea of RCC (Shah and Koltun, 2017) by performing a relation matching based on the similarity between latent features. The auto-encoder is then optimized by minimizing the distance of paired instances in the latent space. PARTY (Peng et al, 2016) is the first deep subspace clustering method, which introduces the sparsity prior and self-representation property in subspace learning to optimize neural networks. Motivated by the hierarchical structure of clusters, JULE (Yang et al, 2016) achieves agglomerative deep clustering by

progressively merging clusters and optimizing the features.

3.2 Distribution Prior

Distribution prior refers to instances of different semantics following distinct data distributions. Such a prior arouses the generative deep clustering paradigm, which employs variational autoencoder (Kingma and Welling, 2013) (VAE) and generative adversarial network (Goodfellow et al, 2014) (GAN) to learn the underlying distribution. Instances generated from similar distributions are then grouped together to achieve clustering.

VaDE (Jiang et al, 2016) is the first deep generative clustering method, which computes different data distributions by fitting the Gaussian mixture model (GMM) in the latent space. To generate an instance, VaDE first samples a cluster distribution $p(c)$ to generate a latent vector $p(z | c)$, and then reconstructs the instance in the input space $p(x | z)$. The cluster assignment and neural network are jointly optimized by maximizing the log-likelihood of instance, *i.e.*,

$$\log p(x) = \log \int_z \sum_c p(x | z)p(z | c)p(c)dz. \quad (2)$$

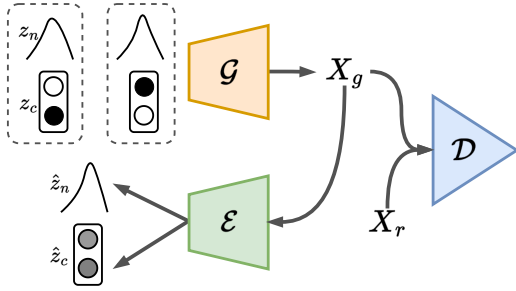


Fig. 2 The framework of distribution prior based methods. In addition to the standard continuous latent variable \mathbf{z}_n , generative deep clustering methods further introduce a discrete variable \mathbf{z}_c to capture the cluster information.

Since directly computing Eq. 2 is intractable, the optimization is approximated by the evidence lower bound (ELBO) of variational inference objective, namely,

$$\mathcal{L} = \mathbb{E}_{q(\mathbf{z}, c | \mathbf{x})} \left[\log \frac{p(\mathbf{x}, \mathbf{z}, c)}{q(\mathbf{z}, c | \mathbf{x})} \right], \quad (3)$$

where $q(\mathbf{z}, c | \mathbf{x})$ is variational posterior, which approximates the real posterior. The reparameterization trick introduced in VAE (Kingma and Welling, 2013) is adopted to make the sampling process differentiable.

Though GMM could effectively distinguish distributions, Gaussian components are proved to be redundant, which harms the discriminability between different clusters (Gurumurthy et al, 2017). As an improvement, ClusterGAN, DCGAN (Mukherjee et al, 2019; Radford et al, 2015) proposes to adopt GAN to implicitly learn the latent distributions. Specifically, in addition to the continuous latent variable \mathbf{z}_n , it introduces a one-hot encoding \mathbf{z}_c to capture cluster distribution during the generation. The objective function of ClusterGAN is formulated as follows:

$$\begin{aligned} \mathcal{L} = & \mathbb{E}_{\mathbf{x} \sim p_X(\mathbf{x})} q(\mathcal{D}(\mathbf{x})) + \mathbb{E}_{\mathbf{z} \sim \mathbb{P}_{\mathbf{z}}} q(1 - \mathcal{D}(\mathcal{G}(\mathbf{z}))) \\ & + \beta_n \mathbb{E}_{p_{\mathbf{z}}(\mathbf{z})} \|\mathbf{z}_n - \mathcal{E}(\mathcal{G}(\mathbf{z}_n))\|_2^2 \\ & + \beta_c \mathbb{E}_{p_{\mathbf{z}}(\mathbf{z})} \mathcal{H}(\mathbf{z}_c, \mathcal{E}(\mathcal{G}(\mathbf{z}_c))), \end{aligned} \quad (4)$$

where $\mathbf{z} = (\mathbf{z}_n, \mathbf{z}_c)$ is the mixed latent variable, \mathcal{E} is the inverse network which maps data from the raw to latent space, $\mathcal{H}(\cdot, \cdot)$ denotes the cross-entropy, and β_n, β_c are the weight parameters. The first

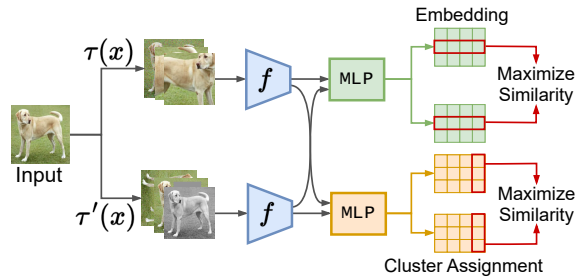


Fig. 3 The framework of augmentation invariance based methods. Diverse transformations are first applied to augment the input data \mathbf{x} , after which the shared deep neural network is utilized to extract features. The augmented samples of the same instance are encouraged to have similar features and cluster assignments.

two terms are consistent with standard GAN. The last two clustering-specific terms encourage a more distinct cluster distribution, as well as map inputs to the latent space to achieve clustering.

3.3 Augmentation Invariance

In recent years, image augmentation methods (Shorten and Khoshgoftaar, 2019) have gained widespread attention, grounded in the prior that augmentations of the same instance could preserve consistent semantic information. This augmentation-invariance character inspires exploration of how to leverage the positive pairs (*i.e.*, different augmentations of the same image) with similar semantic information. Notably, mutual-information-based methods and contrastive-learning-based methods have emerged as pioneers in the realm of deep clustering. In this section, we delve into the fundamental concepts and related works of both mutual-information-based and contrastive-learning-based methods.

Firstly, mutual information is a measure of dependence between two continuous random variables X and Y , formally,

$$I(X; Y) = \int_Y \int_X p(x, y) \log \left(\frac{p(x, y)}{p(x)p(y)} \right) dx dy, \quad (5)$$

where $p(x, y)$ is the joint probability mass function of X and Y , $p(x)$ and $p(y)$ are the marginal probability mass functions of X and Y respectively. In the context of information theory, leveraging

the mutual information between variables of positive instances could enhance the optimization of clustering-related information.

IMSAT (Hu et al, 2017) stands as a typical information-theoretic approach to deep clustering. Its fundamental concept includes enforcing invariance on pair-wise augmented instances and achieving unambiguous and uniform cluster assignments. Specifically, IMSAT encourages the representations of augmented instances to closely match the representations of the original instances, *i.e.*,

$$\mathcal{L} = - \sum_{i,k} \mathbf{p}_{ik} \log \mathbf{p}'_{ik} \quad (6)$$

where \mathbf{p}' is the prediction representations of augmented instances. This aspect can be viewed as exploring the maximization of mutual information between data and its augmentations. Besides, IMSAT implements regularized information maximization for deep clustering inspired by RIM (Krause et al, 2010) to keep the cluster assignments unambiguous and uniform. Specifically, IMSAT seeks to maximize the mutual information between instances and their cluster assignments, expressed as:

$$\begin{aligned} I(X; Y) &= H(Y) - H(Y | X) \\ &= - \sum_k \mathbf{p}_{\cdot k} \log \mathbf{p}_{\cdot k} + \frac{1}{N} \sum_{i,k} \mathbf{p}_{ik} \log \mathbf{p}_{ik}, \end{aligned} \quad (7)$$

where $H(\cdot)$ and $H(\cdot | \cdot)$ the entropy and conditional entropy, and $\mathbf{p}_{\cdot k} = \frac{1}{N} \sum_i \mathbf{p}_{ik}$. Increasing the first term (marginal entropy $H(Y)$) encourages uniform cluster assignments, *i.e.*, the number of instances in each cluster tends to be the same. Conversely, decreasing the second term (conditional entropy $H(Y | X)$) encourages each instance to be unambiguously assigned to a certain cluster.

IIC (Ji et al, 2019) and Completer (Lin et al, 2021, 2022) take a further step in exploring the mutual information between instances and their augmentations. The fundamental concept is to maximize the mutual information between the cluster assignments of pair-wise augmented instances. Specifically, IIC achieves semantically meaningful clustering and avoids trivial solutions by maximizing the mutual information between

the cluster assignments,

$$\begin{aligned} \mathcal{L} &= I(Z, Z') = \sum_i^N I(\mathbf{z}_i, \mathbf{z}'_i) = I(\mathbf{P}), \\ &= \sum_{c=1}^C \sum_{c'=1}^C \mathbf{P}_{cc'} \cdot \ln \frac{\mathbf{P}_{cc'}}{\mathbf{P}_{\cdot c} \cdot \mathbf{P}_{c'}}, \end{aligned} \quad (8)$$

where \mathbf{z} and \mathbf{z}' are the representations of the original instance x and its augmentation \mathbf{x}' , respectively. The conditional joint distribution of \mathbf{z} and \mathbf{z}' is given by the matrix $\mathbf{P} \in \mathbb{R}^{C \times C}$ which is constituted by,

$$\mathbf{P} = \frac{1}{n} \sum_{i=1}^n \mathbf{z}_i \cdot (\mathbf{z}'_i)^\top, \quad (9)$$

where $\mathbf{P}_{cc'} = P(z = c, z' = c')$ denotes the element of c -th row and c' -th column. Additionally, the marginals $\mathbf{P}_{\cdot c} = P(z = c)$ and $\mathbf{P}_{c'} = P(z' = c')$ can be obtained by summing over the rows and columns of this matrix. Notably, IIC stands out as one of the earliest deep frameworks designed entirely under the framework of information theory, distinguishing itself from IMSAT.

Similar to mutual-information-based methods, contrastive-learning-based methods treat instances augmented from the same instance as positive samples and the rest as negative samples. Let \mathbf{z}_{2i} and \mathbf{z}_{2i-1} represent two augmented representation of the i -th instance, the contrastive loss is formulated as:

$$\begin{aligned} \mathcal{L} &= \sum_i^N (\ell(2i, 2i-1) + \ell(2i-1, 2i)), \\ \ell(i, j) &= - \log \frac{\exp(s(\mathbf{z}_i \cdot \mathbf{z}_j) / \tau)}{\sum_{j=1}^{2N} \mathbf{1}_{[j \neq i]} \exp(s(\mathbf{z}_i \cdot \mathbf{z}_j) / \tau)}, \end{aligned} \quad (10)$$

where $\ell(i, j)$ represents the pairwise contrastive loss and τ controls the temperature of the softmax. The function $s(\mathbf{z}_i, \mathbf{z}_j)$ denotes the similarity between representations \mathbf{z}_i and \mathbf{z}_j . This loss encourages representations of positive instances to be closer while being separated from negative instances, encouraging meaningful clustering patterns.

Notably, some theoretical works (Oord et al, 2018; Moskalev et al, 2022; Lin et al, 2023) have

demonstrated that contrastive learning is equivalent to maximizing the mutual information from the instance level. Motivated by this observation, researchers have further explored the application of contrastive loss at the cluster level, proving beneficial for deep clustering. PICA (Huang et al, 2020) is one of the pioneer works of this domain. The fundamental concept behind it is to maximize the similarity between the cluster assignment of original and augmented data. This objective can be likened to conducting contrastive learning (Liu et al, 2022) at the cluster level. Motivated by PICA, CC (Li et al, 2021) and DRC (Zhong et al, 2020) conduct contrastive learning on both instance level and cluster level. Specifically, cluster-level contrastive loss helps learn discriminative cluster assignment, which is the key to the clustering task. Formally, the cluster-level contrastive loss is,

$$\mathcal{L} = \frac{1}{2C} \sum_{i=1}^C (\ell(2i-1, 2i) + \ell(2i, 2i-1)) - H(\mathbf{Y}),$$

$$\ell(i, j) = -\log \frac{\exp(s(\mathbf{y}_i, \mathbf{y}_i) / \tau)}{\sum_{j=1}^{2C} \mathbf{1}_{[j \neq i]} [\exp(s(\mathbf{y}_i, \mathbf{y}_j) / \tau)]}, \quad (11)$$

where $\mathbf{y}_i \in \mathbb{R}^{1 \times N}$ is the cluster-level assignment and τ is the cluster-level temperature parameter. $H(\mathbf{Y}) = H(\mathbf{Y}^1) + H(\mathbf{Y}^2)$ is the cluster assignment probabilities entropy of two augmentations. The inclusion of $H(\mathbf{Y})$ helps avoid the trivial solution where most instances are assigned to the same cluster. Notably, the utilization of contrastive learning at the cluster level in CC and DRC has inspired subsequent works in the field.

TCC (Shen et al, 2021) takes a step further in exploring the interaction between instance-level and cluster-level representations. The core idea is to leverage a unified representation combined of the cluster semantics and instances, enhancing the representation with cluster information to facilitate clustering tasks. Formally, for an instance representation \mathbf{z}_i , the enhanced representation is given by:

$$\hat{\mathbf{z}}_i = (\mathbf{z}_i + \text{NN}_\theta(\mathbf{c}_i)) / \|\mathbf{z}_i + \text{NN}_\theta(\mathbf{c}_i)\|_2, \quad (12)$$

where \mathbf{c}_i represents the cluster assignment of i -th instance after Gumbel Softmax. $\text{NN}_\theta(\cdot)$ denotes a single fully connected network, which is the learnable cluster representation. Different from

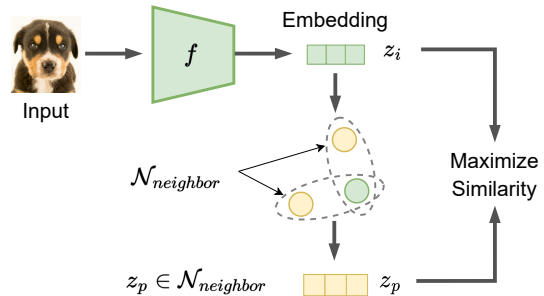


Fig. 4 The framework of neighborhood consistency-based methods. Such a paradigm encourages neighboring samples z_i and z_p in the latent space to have consistent features and cluster assignments, which improves the compactness of clusters.

CC which performs contrastive loss on cluster assignment, TCC conducts contrastive loss on the unified representation to better capture cluster semantics. Inspired by TCC, some works (Xu et al, 2022; Li et al, 2023a) explore the fusion of instance-level and cluster-level representation in various domains. and then conduct contrastive loss on the unified representation, which further explores its effectiveness.

3.4 Neighborhood Consistency

Thanks to the advancements in self-supervised representation learning, the features acquired through discriminative pretext tasks can unveil high-level semantics in the latent space. This provides a crucial prior for clustering, as instances and their neighborhoods in the latent space are likely to belong to the same semantic cluster. Leveraging neighborhood-consistent semantics can further enhance clustering.

SCAN (Van Gansbeke et al, 2020) first observes that similar instances will be mapped closely in latent space through self-supervised pretext tasks. Motivated by this observation, SCAN trains a cluster head based on the cluster neighborhood consistency within neighbors. Specifically, SCAN first obtains an encoder f by a pretext task (Gidaris et al, 2018; Zhang et al, 2019; Wu et al, 2018; He et al, 2020). It then optimizes a cluster head h by requiring it to make consistent predictions between instances and their nearest neighbors:

$$\mathcal{L} = -\frac{1}{B} \sum_{i=1} \sum_{j \in \mathcal{N}_i^k} \log \langle \mathbf{p}_i, \mathbf{p}_j \rangle - \lambda H(Y). \quad (13)$$

Here \mathcal{N}_i^k denotes the k -nearest neighbors of the i -th instance. The second term in Eq. 13 prevents h from assigning all instances to a single cluster which is also used in Eq. 11.

NNM (Dang et al, 2021) and GCC (Zhong et al, 2021) incorporate neighbor information into the framework of contrastive learning to group instances within neighborhoods. In particular, NNM aligns the clustering assignment of an instance with its neighbors through cluster-level contrastive learning:

$$\mathcal{L} = -\frac{1}{C} \sum_{i=1}^C \log \frac{\exp(s(\mathbf{q}_i, \mathbf{q}_{\mathcal{N}_i}))}{\sum_{j=1}^C \exp(s(\mathbf{q}_i, \mathbf{q}_j))}, \quad (14)$$

where \mathbf{q} , $\mathbf{q}_{\mathcal{N}} \in \mathbb{R}^{C \times B}$ represent the transpose matrix of \mathbf{p} and $\mathbf{p}_{\mathcal{N}}$, respectively. In contrast, GCC introduces the graph structure of the latent space to modify the vanilla instance-level contrastive loss. It constructs a normalized symmetric graph Laplacian \mathbf{L} based on the K -nn graph:

$$\mathbf{L} = \mathbf{I} - \mathbf{D}^{-\frac{1}{2}} \mathbf{A} \mathbf{D}^{-\frac{1}{2}},$$

with $\mathbf{A}_{ij} = \begin{cases} 1, & \text{if } j \in \mathcal{N}_i^k \text{ or } i \in \mathcal{N}_j^k \\ 0, & \text{otherwise} \end{cases}.$ (15)

Then, the loss function is given by the following form:

$$\mathcal{L} = -\frac{1}{N} \sum_{i=1}^N \log \frac{\sum_{\mathbf{L}_{ij} < 0} -\mathbf{L}_{ij} \exp(s(\mathbf{z}_i, \mathbf{z}_j)/\tau)}{\sum_{\mathbf{L}_{ij} = 0} \exp(s(\mathbf{z}_i, \mathbf{z}_j)/\tau)}, \quad (16)$$

where τ is the temperature. The Graph Laplacian guides the model to attract instances within neighborhoods rather than just augmentation of themselves so that the influence of potential false negative samples (Yang et al, 2022b, 2021) can be mitigated. As a result, GCC can better minimize the intra-cluster variance and maximize the inter-cluster variance. The success of this approach has inspired numerous contrastive learning methods (Huynh et al, 2022; Lu et al, 2024) in various domains to leverage neighbor relationships that effectively address the false negative challenge.

3.5 Pseudo-Labeling

As a prevalent paradigm of semi-supervised classification (Laine and Aila, 2016; Berthelot et al,

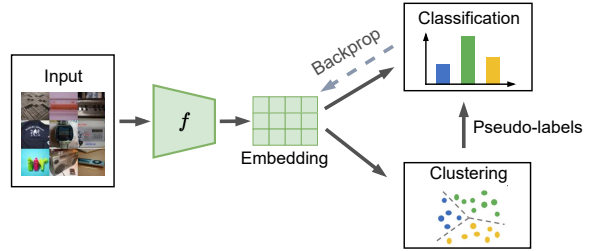


Fig. 5 The framework of pseudo-labeling based methods. Given features in the latent space, clustering algorithms such as K-means are performed to get pseudo labels. The pseudo labels, usually filtered by confidence, are then used as supervision signals to guide clustering.

2019; Sohn et al, 2020), pseudo-labeling has been extended to deep clustering in recent years. The fundamental assumption of pseudo-labeling is that the predictions on unlabeled data, especially the confident ones, can provide reliable supervision and guide model training. Motivated by this, recent deep clustering works leverage confident predictions to boost clustering performance.

DEC (Xie et al, 2016) is a pioneering work that utilizes labels generated by itself to simultaneously enhance feature representations and optimize clustering assignments. DEC initializes with a pre-trained auto-encoder and C learnable cluster centroids. The soft assignment is calculated using the Student’s t -distribution, based on the distance between the representation \mathbf{z}_i and centroid \mathbf{c}_j :

$$\mathbf{q}_{ij} = \frac{(1 + \|\mathbf{z}_i - \mathbf{c}_j\|^2/\alpha)^{-\frac{\alpha+1}{2}}}{\sum_k (1 + \|\mathbf{z}_i - \mathbf{c}_k\|^2/\alpha)^{-\frac{\alpha+1}{2}}}, \quad (17)$$

where α is the hyper-parameter and \mathbf{q}_{ij} denotes the probability of assigning the instances i to the cluster j . DEC refines the clusters by emphasizing the high-confidence assignments and making predictions more confident. Specifically, DEC uses the second power of \mathbf{q}_i as a sharpened assignment to guide the training, *i.e.*,

$$\mathbf{p}_{ij} = \frac{\mathbf{q}_{ij}^2 / \text{freq}_j}{\sum_k \mathbf{q}_{ik}^2 / \text{freq}_k}, \quad (18)$$

where $\text{freq}_j = \sum_i \mathbf{q}_{ij}$ is the soft cluster frequency and the sharpened assignment is normalized by f_j to prevent feature collapse. Finally, a KL divergence loss between \mathbf{p} and \mathbf{q} minimizes the

distances between the two distributions, *i.e.*, $\mathcal{L} = \text{KL}(\mathbf{p}|\mathbf{q})$.

Another notable method of pseudo-labeling is DeepCluster (Caron et al, 2018). This approach employs K-means clustering on the learned representations to obtain cluster assignments as pseudo-labels. DeepCluster iteratively performs representation learning and clustering in a mutually beneficial manner to bootstrap each other. However, DeepCluster faces limitations in achieving outstanding performance, primarily due to the restricted semantics of the initial representation. Similar to DeepCluster, ProPos (Huang et al, 2022) proposes an EM framework of pseudo-labeling, iteratively performing K-means to obtain pseudo labels (E step) and the representation updating (M step). Notably, ProPos significantly outperforms DeepCluster and other methods because ProPos performs K-means on the learned feature of state-of-the-art self-supervised paradigm BYOL (Grill et al, 2020). This observation has demonstrated that the semantics of the representation is vital to pseudo-label generation and clustering. Low-quality features would introduce potential noise in pseudo-labels, impact subsequent pseudo-label generation, and mislead representation learning, which accumulates the error in the process.

In addition to the progression of self-supervised paradigms, researchers are actively investigating strategies to alleviate the issue of error accumulation in pseudo-labeling. To be specific, the challenges in the realm of pseudo-labeling deep clustering remain two-fold: enhancing the accuracy of generating pseudo-labels and maximizing the utility of these pseudo-labels for effective clustering. On the one hand, inaccurate pseudo-labels pose a risk of degradation in clustering performance. On the other hand, determining how to effectively leverage these pseudo-labels for clustering is a critical consideration. These two challenges underscore the ongoing efforts in the pseudo-labeling learning of deep clustering.

The first challenge has been addressed by many works through carefully designing selection methods. For instance, SCAN (Van Gansbeke et al, 2020) empirically observed that instances exhibiting highly confident predictions (*i.e.*, $\max(\mathbf{p}_i) \approx 1$) tend to be correctly clustered by the cluster head. Building on this insight,

SCAN opts to choose instances with the most confident predictions as labeled data to fine-tune the model using the cross-entropy loss,

$$\mathcal{L} = \frac{1}{|Y|} \sum_{i \in Y} -\tilde{y}_i \log(\mathbf{p}_i), \quad (19)$$

$$Y = \{i \mid \text{conf}_i \geq \eta\}, \text{ with } \text{conf}_i = \max(\mathbf{p}_i)$$

where η is the threshold hyper-parameter to filter the uncertain instances. TCL (Li et al, 2022) and SPICE (Niu et al, 2022) have devised more effective selection strategies to enhance the accuracy of pseudo-labeling. Specifically, TCL selects the most confident predictions as pseudo labels from each cluster c :

$$Y^c = \{\text{topK}(\text{conf}_i) \mid \tilde{y}_i = c\}$$

$$Y = \bigcup_{c=1}^C Y^c \quad (20)$$

where $\text{topK}(\cdot)$ returns the indices of the top K confident instances and \bigcup denotes the union of the pseudo labels from all clusters. Here $K = \gamma N/C$ and γ is the selection ratio. The cluster-wise selection leads to more class-balanced pseudo labels compared to threshold-based criteria. It improves the clustering performance, especially for challenging classes.

SPICE introduces a prototype-based pseudo-labeling approach. Specifically, it first re-computes the centroids of each cluster only using the instances with confident predictions, then re-assign each instance with new pseudo labels according to the similarity to the new centroids, formally:

$$\mathbf{c}'_i = \frac{1}{|Y^c|} \sum_{i \in Y^c} \mathbf{z}_i, \quad (21)$$

$$\tilde{y}'_i = \arg \max_j s(\mathbf{z}_i, \mathbf{c}'_j).$$

This operation helps mitigate the influence of potentially incorrect pseudo labels used in calculating centroids, which might accumulate errors in the iterative self-training process.

To address the second challenge, *i.e.*, better utilizing the confident labels, TCL removes negative pairs with the same label in contrastive loss, preventing intra-class instances from pushing apart, *i.e.*, the false negative issue. Meanwhile, SPICE and TCL adopt some semi-supervised classification techniques like FixMatch (Sohn et al,

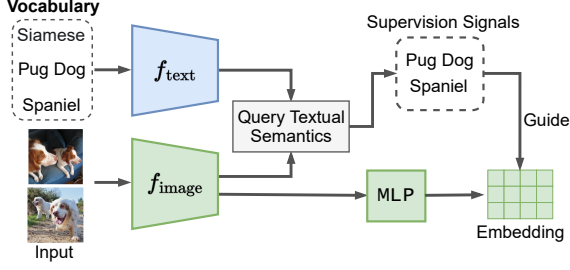


Fig. 6 The framework of external knowledge based methods. Instead of mining internal priors from the samples themselves, such a paradigm seeks external information like textual semantics to help distinguish the given samples.

2020) that impose the pseudo-label consistency for strong augmentations of the same instance. The marvelous results achieved by these works show the effectiveness of combining reliable pseudo-labeling methods and semi-supervised paradigms in clustering.

3.6 External Knowledge

Most clustering approaches focus on grouping data based on inherent characteristics such as structural priors, distribution priors, and augmentation invariance priors. Instead of pursuing internal priors from the data itself, some recent works Cai et al (2023); Li et al (2023b) attempt to introduce abundant external knowledge such as textual descriptions to guide clustering. These methods prove effective because the utilization of semantic information from natural language offers valuable supervisory signals that enhance the quality of clustering.

SIC (Cai et al, 2023) is one of the first works in incorporating external knowledge guidance into clustering. The fundamental concept revolves around generating image pseudo-labels from a textual space pre-trained by CLIP (Radford et al, 2021). The process involves three main steps: i) *Construction of Semantic Space*: SIC selects meaningful texts resembling category names to build a semantic space. ii) *Pseudo-labeling*: Pseudo-labels are generated using text semantic centers \mathbf{h} and image representations \mathbf{z}_i ,

formally,

$$\mathbf{q}_i = \text{one-hot} \left(c, \arg \max_l \frac{\exp(\mathbf{z}_i^T \mathbf{h}_l)}{\sum_{l'}^c \exp(\mathbf{z}_i^T \mathbf{h}_{l'})} \right), \quad (22)$$

where c is the number of semantic centers, \mathbf{h}_l is the l -th center of semantic centers, one-hot operator will generate a c -bit one-hot vector. The pseudo-labels is utilized to guide the clustering similar to SCAN (Van Gansbeke et al, 2020),

$$\mathcal{L} = \frac{1}{n} \sum_{i=1}^n CE(\mathbf{q}_i, \mathbf{p}_i), \quad (23)$$

where $CE(\cdot)$ is the cross entropy function. iii) *Consistency learning*: Enhancing clustering effect by enforcing the consistency between the images and their neighbors in the image space,

$$\mathcal{L} = -\frac{1}{n} \sum_{i=1}^n \log \mathbf{p}_i^T \mathbf{p}_j, \quad (24)$$

where j is an instance index randomly selected from the nearest neighbors $\mathcal{N}_k(\mathbf{z}_i)$ of i -th instance. Note that, SIC essentially pulls image embeddings closer to embeddings in semantic space, while ignoring the improvement of text semantic embeddings.

TAC (Li et al, 2023b) focuses on leveraging textual semantics to enhance the feature discriminability. Specifically, it retrieves a text counterpart among representative nouns for each image, which improves K-means performance without any additional training. Besides, TAC proposes a mutual distillation paradigm to incorporate the image and text modalities, which further improves the clustering performance. The cross-modal mutual distillation strategy is formulated as follows:

$$\mathcal{L} = \sum_{i=1}^C \mathcal{L}_i^{v \rightarrow t} + \mathcal{L}_i^{t \rightarrow v},$$

$$L_i^{v \rightarrow t} = -\log \frac{\exp(\text{sim}(\hat{\mathbf{q}}_i, \hat{\mathbf{p}}_i^N) / \tau)}{\sum_{k=1}^K \exp(\text{sim}(\hat{\mathbf{q}}_i, \hat{\mathbf{p}}_k^N) / \tau)}, \quad (25)$$

$$L_i^{t \rightarrow v} = -\log \frac{\exp(\text{sim}(\hat{\mathbf{p}}_i, \hat{\mathbf{q}}_i^N) / \hat{\tau})}{\sum_{k=1}^K \exp(\text{sim}(\hat{\mathbf{p}}_i, \hat{\mathbf{q}}_k^N) / \tau)},$$

Table 2 The summary of deep clustering methods from the perspective of prior knowledge.

Prior Knowledge		Method	Major Contribution
Structure Prior	Inherent data structure reflect semantic relation	ABDC (2013)	optimize features and clustering assignment in an EM manner
		DEN (2014), SpectralNet (2018)	extend spectral clustering from shallow to deep
		PARTY (2016)	introduce the sparsity prior from subspace learning to deep clustering
		JULE (2016)	extend agglomerative clustering from shallow to deep
		DCC (2018)	propose relation matching to achieve non-parametric deep clustering
Distribution Prior	Instances of different semantics follow distinct data distribution	VaDE (2016)	learn distinct cluster distributions by Gaussian mixture model
		ClusterGAN (2019) DCGAN (2015)	implicitly learn cluster distribution with GAN
Augmentation Invariance	Instance features are invariant to data augmentation	IMSAT (2017)	propose the invariance between pair-wise augmented samples
		IIC (2019), Completer (2021)	propose the mutual information framework with respect to augmentation invariance
	Cluster assignments are invariant to data augmentation	PICA (2020)	explore invariance between cluster assignments of augmented samples
		CC (2021), DRC (2020)	simultaneously explore augmentation invariance at instance and cluster level
		TCC (2021)	leverage a unified representation combined of the cluster semantics and instances
Neighborhood Consistency	Neighboring instances have similar semantics	SCAN (2020)	impose consistent cluster assignments between neighboring instances
		NNM (2021)	perform cluster-level contrastive learning between neighbors
		GCC (2021)	perform instance- and cluster-level contrastive learning between neighbors
Pseudo Label	Cluster assignments with high confidence are reliable	DEC (2016)	construct target cluster distribution via sharpening
		DeepCluster (2018)	generate pseudo labels with K-means
		SCAN (2020)	select high-confident predictions and finetune the model with strong augmented samples
		SPICE (2022)	select pseudo labels with the help of prototypes and adopt semi-supervised learning to fine-tune the model
		TCL (2022)	use pseudo labels to mitigate false negative pairs in contrastive learning
		ProPos (2022)	use pseudo label from K-means to increase cluster compactness
External Knowledge	Abundant clustering-favorable knowledge exists in open world	SIC (2023)	generate image pseudo labels from the textual space from pre-trained vision-language model
		TAC (2023b)	construct more discriminative text counterparts and perform cross-modal distillation to improve clustering

where τ is the softmax temperature parameter, $\hat{\mathbf{p}}_i, \hat{\mathbf{q}}_i \in \mathbb{R}^{1 \times N}$ is the i -th column of image and text assignment matrix, $\hat{\mathbf{p}}_i^N, \hat{\mathbf{q}}_i^N \in \mathbb{R}^{1 \times N}$ is the i -th column of image and text random nearest neighbor matrix. The mutual distillation strategy has two advantages. On the one hand, it generates more discriminative clusters through cluster-level

contrastive loss. On the other hand, it encourages consistent clustering assignments between each sample and its cross-modal neighbors, which bootstraps the clustering performance in both modalities.

4 Experiment

In this section, we introduce the evaluation of deep clustering. Briefly, we first present the evaluation metrics and common benchmarks. Then we analyze the results of the existing deep clustering methods.

4.1 Evaluation Metrics

For clustering evaluation, three metrics are commonly used to measure how the predicted cluster assignments \tilde{y} match the ground truth labels y , including accuracy (ACC), normalized mutual information (NMI), and adjusted rand index (ARI). A higher value of the metrics corresponds to better clustering performance. The definitions of the three metrics are as follows:

- ACC (Amigó et al, 2009) indicates the correct rate of clustering predictions:

$$\text{ACC} = \frac{1}{N} \sum_{i=1}^N \mathbf{1}\{y_i = \tilde{y}_i\}, \quad (26)$$

where the Hungarian matching (Kuhn, 1955) is first applied to align the predictions and labels.

- NMI (McDaid et al, 2011) quantifies the mutual information between the predicted labels $\tilde{\mathbf{Y}}$ and ground truth labels \mathbf{Y} :

$$\text{NMI} = \frac{I(\tilde{\mathbf{Y}}; \mathbf{Y})}{\frac{1}{2}[H(\tilde{\mathbf{Y}}) + H(\mathbf{Y})]}, \quad (27)$$

where $H(\mathbf{Y})$ denotes the entropy of Y and $I(\tilde{\mathbf{Y}}; \mathbf{Y})$ denotes the mutual information between $\tilde{\mathbf{Y}}$ and \mathbf{Y} .

- ARI (Hubert and Arabie, 1985) is the normalization of the rand index (RI), which counts the number of instances pairs in the same cluster and different clusters:

$$\text{RI} = \frac{\text{TP} + \text{TN}}{C_N^2}, \quad (28)$$

where TP and TN refer to the number of true positive pairs and true negative pairs, C_N^2 is the number of possible instance pairs. ARI is computed by adding the following normalization:

$$\text{ARI} = \frac{\text{RI} - \mathbb{E}(\text{RI})}{\max(\text{RI}) - \mathbb{E}(\text{RI})}, \quad (29)$$

Table 3 A summary of datasets commonly used for deep clustering.

Dataset	Split	Samples	Classes	Image Size
CIFAR-10	Train+Test	60,000	10	32×32
CIFAR-100	Train+Test	60,000	20	32×32
STL-10	Train+Test	13,000	10	96×96
ImageNet-10	Train	13,000	10	96×96
ImageNet-Dogs	Train	19,500	15	96×96
Tiny-ImageNet	Train	100,000	200	64×64
ImageNet-1K	Train	1,281,167	1000	224×224

where $\mathbb{E}(\text{RI})$ denotes the expectation of RI.

4.2 Datasets

In the early stage, deep clustering methods are evaluated on relatively small and low-dimensional datasets (*e.g.* COIL-20 (Nene et al, 1996), YaleB (Georghiades et al, 2001)). Recently, with the rapid development of deep clustering methods, it has become more popular to evaluate clustering performance on more complex and challenging datasets. There are five widely used benchmark datasets:

- CIFAR-10 (Krizhevsky et al, 2009) consists of 60,000 colored images from 10 different classes including airplane, automobile, bird, cat, deer, dog, frog, horse, ship, and truck.
- CIFAR-100 (Krizhevsky et al, 2009) contains 100 classes grouped into 20 superclasses. Each image comes with a “fine” class label and a “coarse” superclass label.
- STL-10 (Coates et al, 2011) contains 13,000 labeled images from 10 object classes. Besides, it provides 100,000 unlabeled images for self-supervised learning to enhance the clustering performance.
- ImageNet-10 (Chang et al, 2017) is a subset of the ImageNet dataset (Deng et al, 2009). It contains 10 classes, each with 1,300 high-resolution images.
- ImageNet-Dog (Chang et al, 2017) is another subset of ImageNet. It consists of images belonging to 15 dog breeds, which is suitable for fine-grained clustering tasks.

Table 4 Clustering performance on five widely-used image clustering datasets. SCAN* denotes the clustering results using only neighborhood consistency loss without the self-labeling step. † denotes using the train and test split for training and testing respectively, instead of using both splits for training and testing. Horizontal lines separate methods with different priors. From top to bottom are structure prior, distribution prior, augmentation invariance, neighborhood consistency, pseudo-labeling, and external knowledge.

Method	CIFAR-10			CIFAR-100			STL-10			ImageNet-10			ImageNet-Dogs		
	ACC	NMI	ARI	ACC	NMI	ARI	ACC	NMI	ARI	ACC	NMI	ARI	ACC	NMI	ARI
K-means (1967)	22.9	8.7	4.9	13.0	8.4	2.8	19.2	12.5	6.1	24.1	11.9	5.7	-	-	-
JULE (2016)	27.2	19.2	13.8	13.7	10.3	3.3	27.7	18.2	16.4	30.0	17.5	13.8	13.8	5.4	2.8
DCGAN (2015)	31.5	26.5	17.6	15.1	12.0	4.5	29.9	22.7	16.2	31.3	18.6	14.2	17.8	9.8	7.3
IIC (2019)	61.7	51.3	41.1	25.7	22.5	11.7	59.6	49.6	39.7	-	-	-	-	-	-
PICA (2020)	69.6	59.1	51.2	33.7	31.0	17.1	71.3	61.1	53.1	87.0	80.2	76.1	35.3	35.2	20.1
CC (2021)	79.0	70.5	63.7	42.9	43.1	26.6	85.0	76.4	72.6	89.3	85.9	82.2	42.9	44.5	27.4
TCC (2021)	90.6	79.0	73.3	49.1	47.9	31.2	81.4	73.2	68.9	89.7	84.8	82.5	59.5	55.4	41.7
SCAN* (2020)	81.8	71.2	66.5	42.2	44.1	26.7	75.5	65.4	59.0	-	-	-	-	-	-
NNM† (2021)	83.7	73.7	69.4	45.9	48.0	30.2	76.8	66.3	59.6	-	-	-	58.6	60.4	44.9
GCC (2021)	85.6	76.4	72.8	47.2	47.2	30.5	78.8	68.4	63.1	90.1	84.2	82.2	52.6	49.0	36.2
DEC (2016)	30.1	25.7	16.1	18.5	13.6	5.0	35.9	27.6	18.6	38.1	28.2	20.3	19.5	12.2	7.9
DeepCluster (2018)	37.4	-	-	-	-	-	33.4	-	-	18.9	-	-	-	-	-
SCAN† (2020)	87.6	78.7	75.8	48.3	48.5	31.4	81.8	70.3	66.1	-	-	-	59.3	61.2	45.7
SPICE (2022)	83.8	73.4	70.5	46.8	44.8	29.4	90.8	81.7	81.2	92.1	82.8	83.6	64.6	57.2	47.9
TCL (2022)	88.7	81.9	78.0	53.1	52.9	35.7	86.8	79.9	75.7	89.5	87.5	83.7	64.4	62.3	51.6
ProPos (2022)	94.3	88.6	88.4	61.4	60.6	45.1	86.7	75.8	73.7	95.6	89.6	90.6	74.5	69.2	62.7
SIC† (2023)	92.6	84.7	84.4	58.3	59.3	43.9	98.1	95.3	95.9	98.2	97.0	96.1	69.7	69.0	55.8
TAC (2023b)	92.3	84.1	83.9	60.7	61.1	44.8	98.2	95.5	96.1	99.2	98.5	98.3	83.0	80.6	72.2

Apart from them, some recent works employ two more challenging large-scale datasets, Tiny-ImageNet (Le and Yang, 2015) and ImageNet-1K (Deng et al, 2009), to evaluate the effectiveness and efficiency. A brief description of these datasets is summarized in Table 3.

4.3 Performance Comparisons

The clustering performance on five widely used datasets is shown in Table 4. Thanks to the feature extraction ability of deep neural networks, early deep clustering methods based on structure and distribution priors achieve much better performance than the classic K-means. Then, a series of contrastive clustering methods significantly improve the performance by introducing additional priors through data augmentation. After that, more advanced methods boost the performance by further considering the neighborhood consistency (GCC compared with CC)

and utilizing pseudo labels (SCAN compared with SCAN*). Notably, the performance gains of different priors are independent. For example, ProPos remarkably outperforms DEC and CC by additionally utilizing the augmentation invariance or pseudo-labeling priors, respectively. Very recently, external-knowledge-based methods achieved state-of-the-art performance, which proves the promising prospect of such a new deep clustering paradigm. In addition, clustering becomes more challenging when the category number grows (from CIFAR-10 to CIFAR-100) or the semantics becomes more complex (from CIFAR-10 to ImageNet-Dogs). Such results indicate that more challenging datasets such as full ImageNet-1K are expected to benchmark in future works.

5 Application in Vicinagearth

In this section, we explore some typical applications of deep clustering within the domain of Vicinagearth, a term crafted from the fusion of "Vicinage" and "Earth." Vicinagearth represents the critical spatial expanse ranging from 1,000 meters below sea level (the depth at which sunlight ceases to penetrate) to 10,000 meters above sea level (the typical cruising altitude of commercial aircraft). This zone is of great importance as it encompasses the core regions of human activity including areas of habitation and production. Recently, deep clustering has emerged as an indispensable analytical tool within Vicinagearth, instrumental in unveiling complex patterns and structures of data within the vicinal space. The diverse applications of deep clustering in this zone include anomaly detection, environmental monitoring, community detection, person re-identification, and more.

Anomaly Detection, also known as Outlier Detection (Comaniciu and Meer, 2002) or Novelty Detection (Ester et al, 1996b), attempts to identify abnormal instances or patterns. In the context of Vicinagearth, deep clustering proves valuable for analyzing sensor data obtained from diverse sources like underwater monitoring systems, aerial sensors, or ground-based sensors (Chatterjee and Ahmed, 2022). Through the analysis of the patterns and typical behaviors from the sensor data, the system becomes adept at detecting anomalies, which may signal security threats or irregular activities.

Environmental Monitoring involves the analysis of data collected from environmental sensors (Xia and Vlajic, 2007), such as monitoring air quality, water conditions, and geological factors. The primary goal is to ensure the health of ecosystems (Wu et al, 2016) and detect potential environmental threats, such as pollution events or natural disasters. Deep clustering techniques play a crucial role in grouping similar environmental patterns, facilitating the identification of abnormalities. This application contributes to real-time environmental monitoring (Kumar et al, 2012), enhancing the ability to respond promptly to environmental challenges.

Community Detection (Fortunato, 2010; Jin et al, 2021) involves evaluating how groups of nodes are clustered or partitioned and their tendency to strengthen or break apart within a

network. In the context of Vicinagearth, this technique is applied to identify groups of species (Murdock and Yaeger, 2011) that interact closely or share similar ecological niches. Deep clustering plays a pivotal role in the analysis of complex ecological networks (Montoya et al, 2006), contributing to a deeper understanding of ecological communities and their dynamics.

Person Re-identification (Wu et al, 2019; Ye et al, 2021) is a crucial task that involves recognizing and matching individuals across different camera views (Yang et al, 2022a). This technology plays a significant role in public safety and law enforcement initiatives, as it helps to monitor densely populated areas for including potential threats or subjects on the watchlist. The integration of deep clustering algorithms has remarkably improved the scalability and efficiency (Yan et al, 2023) of person re-identification systems. Deep clustering effectively enables the management of the complexities presented by large and dynamically changing crowds. Furthermore, the adaptability of deep clustering techniques broadens their use to include the monitoring of natural habitats and the tracking of wildlife in diverse and uncontrolled settings.

6 Future Challenges

Although existing works achieve remarkable performance, some practical challenges and emerging requirements have yet to be fully addressed. In this section, we delve into some future directions of modern deep clustering.

6.1 Fine-grained Clustering

The objective of fine-grained clustering is to discern subtle and intricate variations within data, which is particularly advantageous in research like the identification of biological subspecies (Li et al, 2023c,d). The primary challenge is that fine-grained classes exhibit a high degree of similarity, where distinctions often lie in coloration, markings, shape, or other subtle characteristics. In such scenarios, traditional coarse-grained clustering priors frequently prove inadequate. For instance, color and shape augmentations in augmentation invariance prior would become ineffective. Recently, C3-GAN (Kim and Ha, 2021) employs contrastive learning within adversarial

training to generate lifelike images, enabling the nuanced capture of fine-grained details and ensuring the separability between clusters.

6.2 Non-parametric Clustering

Many clustering methods typically require a pre-defined and fixed number of clusters. However, real-world datasets often present a challenge with an unknown number of clusters, reflecting situations closer to reality. Only a few works (Chen, 2015; Shah and Koltun, 2018; Zhao et al, 2019; Wang et al, 2021) have been devoted to solving this problem. These methods often rely on calculating global similarity and introduce huge computational costs, especially in large-scale datasets. Therefore, efficiently determining the optimal value of cluster number C remains an open challenge, often involving the incorporation of human priors. Among existing works, DeepDPM introduces Dirichlet Process Gaussian Mixture Models (DPGMM) (Antoniak, 1974) that utilize the Dirichlet Process as the prior distribution over mixture components. DeepDPM dynamically adjusts the number of clusters C through split and merge operations guided by the Metropolis-Hastings framework (Hastings, 1970).

6.3 Fair Clustering

Collecting Real-world datasets from diverse sources with various acquisition methods can enhance the generalization of machine learning models. However, these datasets frequently manifest inherent biases, notably in sensitive attributes such as gender, race, and ethnicity. These biases would introduce disparities among individuals and minority groups, leading to cluster partitions that deviate from the underlying objective characteristics of the data. The pursuit of fairness is particularly pertinent in applications where unbiased and equitable analyses are crucial, such as employment, healthcare, and education. To tackle this challenge, fair clustering seeks to mitigate the influence of these biases given the biased attributes for each sample.

To address this daunting task, Chierichetti et al first introduces a data pre-processing method known as fairlet decomposition. Recent advancements address this issue on large-scale data through adversarial training (Li et al, 2020) and

mutual information maximization (Zeng et al, 2023). Notably, Zeng et al designs a novel metric that assesses both clustering quality and fairness from the perspective of information theory. Despite these developments, there is still room for improvement, and the establishment of better evaluation metrics is a continuing area of this research.

6.4 Multi-view Clustering

Multi-view data (Xu et al, 2013; Liu et al, 2019b) is common in real-world situations where information is captured from a variety of sensors or observed from multiple angles. This data is inherently rich, offering diverse yet consistent information. For example, an RGB view would provide color details while the depth view reveals spatial information, which represents the complementary aspects of the views. Simultaneously, there exists a level of view consistency as the same object possesses common attributes across different views. To deal with multi-view data, multi-view clustering (Deng et al, 2015; Liu et al, 2019a) is proposed to exploit both the complementary and consistent characters. The goal is to integrate information from all views to produce a unified and insightful clustering result.

Over recent years, several deep-learning approaches (Andrew et al, 2013; Wang et al, 2016; Zhao et al, 2016; Peng et al, 2019) have been developed to address this challenge. Binary multi-view clustering Zhang et al (2018) simultaneously refines binary cluster structures alongside discrete data representations, ensuring cohesive clustering. In pursuit of view consistency, Lin et al (2021, 2022) maximize mutual information across views, thus aligning common properties. SURE (Yang et al, 2022b) aims to strengthen the consistency of shared features between views by utilizing robust contrastive loss. Recently, Li et al (2023a) performs bound contrastive loss to preserve the view complementary at the cluster level. These innovative methodologies demonstrate the significant strides made in the field of multi-view analysis, where clustering continues to play a pivotal role in enhancing the synergistic exploitation of multi-view data.

7 Conclusion

The key to deep clustering or unsupervised learning is to seek effective supervision to guide representation learning. Different from traditional taxonomies from the network structure or data type, this survey offers a comprehensive review from the perspective of prior knowledge. With the evolution of clustering technologies, there is a discernible trend shifting from exploring priors within the data itself to external knowledge like natural language guiding. The exploration of external pre-trained models like ChatGPT or GPT-4V(ision) might emerge as a promising avenue. This survey potentially provides some valuable insight and inspires further exploration and advancements in deep clustering.

References

- Amigó E, Gonzalo J, Artiles J, et al (2009) A comparison of extrinsic clustering evaluation metrics based on formal constraints. *Information retrieval* 12:461–486
- Andrew G, Arora R, Bilmes J, et al (2013) Deep canonical correlation analysis. In: *International conference on machine learning*, PMLR, pp 1247–1255
- Antoniak CE (1974) Mixtures of dirichlet processes with applications to bayesian nonparametric problems. *The annals of statistics* pp 1152–1174
- Belkin M, Niyogi P (2001) Laplacian eigenmaps and spectral techniques for embedding and clustering. *Advances in neural information processing systems* 14
- Bengio Y, Courville A, Vincent P (2013) Representation learning: A review and new perspectives. *IEEE transactions on pattern analysis and machine intelligence* 35(8):1798–1828
- Berthelot D, Carlini N, Goodfellow I, et al (2019) Mixmatch: A holistic approach to semi-supervised learning. *Advances in neural information processing systems* 32
- Cai S, Qiu L, Chen X, et al (2023) Semantic-enhanced image clustering. In: *Proceedings of the AAAI Conference on Artificial Intelligence*, pp 6869–6878
- Caron M, Bojanowski P, Joulin A, et al (2018) Deep clustering for unsupervised learning of visual features. In: *Proceedings of the European conference on computer vision (ECCV)*, pp 132–149
- Chang J, Wang L, Meng G, et al (2017) Deep adaptive image clustering. In: *Proceedings of the IEEE international conference on computer vision*, pp 5879–5887
- Chatterjee A, Ahmed BS (2022) Iot anomaly detection methods and applications: A survey. *Internet of Things* 19:100568
- Chen G (2015) Deep learning with nonparametric clustering. *arXiv preprint arXiv:150103084*
- Chierichetti F, Kumar R, Lattanzi S, et al (2017) Fair clustering through fairlets. *Advances in neural information processing systems* 30
- Coates A, Ng A, Lee H (2011) An analysis of single-layer networks in unsupervised feature learning. In: *Proceedings of the fourteenth international conference on artificial intelligence and statistics, JMLR Workshop and Conference Proceedings*, pp 215–223
- Comaniciu D, Meer P (2002) Mean shift: A robust approach toward feature space analysis. *IEEE Transactions on pattern analysis and machine intelligence* 24(5):603–619
- Dang Z, Deng C, Yang X, et al (2021) Nearest neighbor matching for deep clustering. In: *Proceedings of the IEEE/CVF Conference on Computer Vision and Pattern Recognition*, pp 13693–13702
- Deng C, Lv Z, Liu W, et al (2015) Multi-view matrix decomposition: A new scheme for exploring discriminative information. In: *Twenty-Fourth International Joint Conference on Artificial Intelligence*
- Deng J, Dong W, Socher R, et al (2009) Imagenet: A large-scale hierarchical image database. In: *2009 IEEE conference on computer vision and*

- pattern recognition, Ieee, pp 248–255
- Dong S, Wang P, Abbas K (2021) A survey on deep learning and its applications. *Computer Science Review* 40:100379
- Ester M, Kriegel HP, Sander J, et al (1996a) A density-based algorithm for discovering clusters in large spatial databases with noise. In: *kdd*, pp 226–231
- Ester M, Kriegel HP, Sander J, et al (1996b) A density-based algorithm for discovering clusters in large spatial databases with noise. In: *kdd*, pp 226–231
- Fortunato S (2010) Community detection in graphs. *Physics reports* 486(3-5):75–174
- Georghiadis AS, Bellhumeur PN, Kriegman DJ (2001) From few to many: Illumination cone models for face recognition under variable lighting and pose. *IEEE transactions on pattern analysis and machine intelligence* 23(6):643–660
- Gidaris S, Singh P, Komodakis N (2018) Unsupervised representation learning by predicting image rotations. *arXiv preprint arXiv:180307728*
- Goodfellow I, Pouget-Abadie J, Mirza M, et al (2014) Generative adversarial nets. *Advances in neural information processing systems* 27
- Gowda KC, Krishna G (1978) Agglomerative clustering using the concept of mutual nearest neighbourhood. *Pattern recognition* 10(2):105–112
- Grill JB, Strub F, Altché F, et al (2020) Bootstrap your own latent—a new approach to self-supervised learning. *Advances in neural information processing systems* 33:21271–21284
- Gurumurthy S, Kiran Sarvadevabhatla R, Venkatesh Babu R (2017) Deligan: Generative adversarial networks for diverse and limited data. In: *Proceedings of the IEEE conference on computer vision and pattern recognition*, pp 166–174
- Hadsell R, Chopra S, LeCun Y (2006) Dimensionality reduction by learning an invariant mapping. In: *2006 IEEE computer society conference on computer vision and pattern recognition (CVPR'06)*, IEEE, pp 1735–1742
- Hastings WK (1970) Monte carlo sampling methods using markov chains and their applications
- He K, Fan H, Wu Y, et al (2020) Momentum contrast for unsupervised visual representation learning. In: *Proceedings of the IEEE/CVF conference on computer vision and pattern recognition*, pp 9729–9738
- Hu W, Miyato T, Tokui S, et al (2017) Learning discrete representations via information maximizing self-augmented training. In: *International conference on machine learning*, PMLR, pp 1558–1567
- Huang J, Gong S, Zhu X (2020) Deep semantic clustering by partition confidence maximisation. In: *Proceedings of the IEEE/CVF conference on computer vision and pattern recognition*, pp 8849–8858
- Huang P, Huang Y, Wang W, et al (2014) Deep embedding network for clustering. In: *2014 22nd International conference on pattern recognition*, IEEE, pp 1532–1537
- Huang Z, Zhou JT, Peng X, et al (2019) Multi-view spectral clustering network. In: *Proceedings of the Twenty-Eighth International Joint Conference on Artificial Intelligence, IJCAI-19*. International Joint Conferences on Artificial Intelligence Organization, pp 2563–2569, <https://doi.org/10.24963/ijcai.2019/356>
- Huang Z, Zhou JT, Zhu H, et al (2021) Deep spectral representation learning from multi-view data. *IEEE Transactions on Image Processing* 30:5352–5362
- Huang Z, Chen J, Zhang J, et al (2022) Learning representation for clustering via prototype scattering and positive sampling. *IEEE Transactions on Pattern Analysis and Machine Intelligence*

- Hubert L, Arabie P (1985) Comparing partitions. *Journal of classification* 2:193–218
- Huynh T, Kornblith S, Walter MR, et al (2022) Boosting contrastive self-supervised learning with false negative cancellation. In: *Proceedings of the IEEE/CVF winter conference on applications of computer vision*, pp 2785–2795
- Ji X, Henriques JF, Vedaldi A (2019) Invariant information clustering for unsupervised image classification and segmentation. In: *Proceedings of the IEEE/CVF international conference on computer vision*, pp 9865–9874
- Jiang Z, Zheng Y, Tan H, et al (2016) Variational deep embedding: An unsupervised and generative approach to clustering. *arXiv preprint arXiv:161105148*
- Jin D, Yu Z, Jiao P, et al (2021) A survey of community detection approaches: From statistical modeling to deep learning. *IEEE Transactions on Knowledge and Data Engineering* 35(2):1149–1170
- Kim Y, Ha JW (2021) Contrastive fine-grained class clustering via generative adversarial networks
- Kingma DP, Welling M (2013) Auto-encoding variational bayes. *arXiv preprint arXiv:13126114*
- Krause A, Perona P, Gomes R (2010) Discriminative clustering by regularized information maximization. *Advances in neural information processing systems* 23
- Krizhevsky A, Hinton G, et al (2009) Learning multiple layers of features from tiny images
- Kuhn HW (1955) The hungarian method for the assignment problem. *Naval research logistics quarterly* 2(1-2):83–97
- Kumar A, Kim H, Hancke GP (2012) Environmental monitoring systems: A review. *IEEE Sensors Journal* 13(4):1329–1339
- Laine S, Aila T (2016) Temporal ensembling for semi-supervised learning. *arXiv preprint arXiv:161002242*
- Le Y, Yang X (2015) Tiny imagenet visual recognition challenge. *CS 231N* 7(7):3
- Li H, Li Y, Yang M, et al (2023a) Incomplete multi-view clustering via prototype-based imputation. *arXiv preprint arXiv:230111045*
- Li P, Zhao H, Liu H (2020) Deep fair clustering for visual learning. In: *Proceedings of the IEEE/CVF Conference on Computer Vision and Pattern Recognition*, pp 9070–9079
- Li Y, Hu P, Liu Z, et al (2021) Contrastive clustering. In: *Proceedings of the AAAI conference on artificial intelligence*, pp 8547–8555
- Li Y, Yang M, Peng D, et al (2022) Twin contrastive learning for online clustering. *International Journal of Computer Vision* 130(9):2205–2221
- Li Y, Hu P, Peng D, et al (2023b) Image clustering with external guidance. *arXiv preprint arXiv:231011989*
- Li Y, Lin Y, Hu P, et al (2023c) Single-cell rna-seq debiased clustering via batch effect disentanglement. *IEEE Transactions on Neural Networks and Learning Systems*
- Li Y, Zhang D, Yang M, et al (2023d) scbridge embraces cell heterogeneity in single-cell rna-seq and atac-seq data integration. *Nature Communications* 14(1):6045
- Lin Y, Gou Y, Liu Z, et al (2021) Completer: Incomplete multi-view clustering via contrastive prediction. In: *Proceedings of the IEEE/CVF conference on computer vision and pattern recognition*, pp 11174–11183
- Lin Y, Gou Y, Liu X, et al (2022) Dual contrastive prediction for incomplete multi-view representation learning. *IEEE Transactions on Pattern Analysis and Machine Intelligence* pp 1–14. <https://doi.org/10.1109/TPAMI.2022.3197238>
- Lin Y, Yang M, Yu J, et al (2023) Graph matching with bi-level noisy correspondence. In: *Proceedings of the IEEE/CVF International Conference on Computer Vision*, pp 23362–23371

- Liu J, Lin Y, Jiang L, et al (2022) Improve interpretability of neural networks via sparse contrastive coding. In: Findings of the Association for Computational Linguistics: EMNLP 2022, pp 460–470
- Liu X, Zhu X, Li M, et al (2019a) Multiple kernel k k-means with incomplete kernels. *IEEE transactions on pattern analysis and machine intelligence* 42(5):1191–1204
- Liu X, Zhu X, Li M, et al (2019b) Multiple kernel k k-means with incomplete kernels. *IEEE transactions on pattern analysis and machine intelligence* 42(5):1191–1204
- Lu Y, Lin Y, Yang M, et al (2024) Decoupled contrastive multi-view clustering with high-order random walks. *Proceedings of the AAAI Conference on Artificial Intelligence* 38(13):14193–14201
- MacQueen J, et al (1967) Some methods for classification and analysis of multivariate observations. In: *Proceedings of the fifth Berkeley symposium on mathematical statistics and probability*, Oakland, CA, USA, pp 281–297
- McDaid AF, Greene D, Hurley N (2011) Normalized mutual information to evaluate overlapping community finding algorithms. *arXiv preprint arXiv:11102515*
- Min E, Guo X, Liu Q, et al (2018) A survey of clustering with deep learning: From the perspective of network architecture. *IEEE Access* 6:39501–39514
- Montoya JM, Pimm SL, Solé RV (2006) Ecological networks and their fragility. *Nature* 442(7100):259–264
- Moskalev A, Sosnovik I, Fischer V, et al (2022) Contrasting quadratic assignments for set-based representation learning. In: *European Conference on Computer Vision*, Springer, pp 88–104
- Mukherjee S, Asnani H, Lin E, et al (2019) Clustergan: Latent space clustering in generative adversarial networks. In: *Proceedings of the AAAI conference on artificial intelligence*, pp 4610–4617
- Murdock J, Yaeger LS (2011) Identifying species by genetic clustering. In: *ECAL*, pp 564–572
- Murtagh F, Contreras P (2012) Algorithms for hierarchical clustering: an overview. *Wiley Interdisciplinary Reviews: Data Mining and Knowledge Discovery* 2(1):86–97
- Nene SA, Nayar SK, Murase H, et al (1996) Columbia object image library (coil-20)
- Newman ME, Girvan M (2004) Finding and evaluating community structure in networks. *Physical review E* 69(2):026113
- Nguyen XB, Bui DT, Duong CN, et al (2021) Clusformer: A transformer based clustering approach to unsupervised large-scale face and visual landmark recognition. In: *2021 IEEE/CVF Conference on Computer Vision and Pattern Recognition (CVPR)*, pp 10842–10851, <https://doi.org/10.1109/CVPR46437.2021.01070>
- Nie F, Li J, Li X, et al (2016) Parameter-free auto-weighted multiple graph learning: a framework for multiview clustering and semi-supervised classification. In: *IJCAI*
- Nie F, Li J, Li X, et al (2017) Self-weighted multi-view clustering with multiple graphs. In: *IJCAI*, pp 2564–2570
- Niu C, Shan H, Wang G (2022) Spice: Semantic pseudo-labeling for image clustering. *IEEE Transactions on Image Processing* 31:7264–7278
- Oord Avd, Li Y, Vinyals O (2018) Representation learning with contrastive predictive coding. *arXiv preprint arXiv:180703748*
- Peng X, Xiao S, Feng J, et al (2016) Deep subspace clustering with sparsity prior. In: *IJCAI*, pp 1925–1931
- Peng X, Huang Z, Lv J, et al (2019) Comic: Multi-view clustering without parameter selection. In: *International conference on machine learning*, PMLR, pp 5092–5101
- Qian Q (2023) Stable cluster discrimination for deep clustering. In: *Proceedings of the*

- IEEE/CVF International Conference on Computer Vision, pp 16645–16654
- Radford A, Metz L, Chintala S (2015) Unsupervised representation learning with deep convolutional generative adversarial networks. arXiv preprint arXiv:151106434
- Radford A, Kim JW, Hallacy C, et al (2021) Learning transferable visual models from natural language supervision. In: International conference on machine learning, PMLR, pp 8748–8763
- Ren Y, Pu J, Yang Z, et al (2022) Deep clustering: A comprehensive survey. arXiv preprint arXiv:221004142
- Roweis ST, Saul LK (2000) Nonlinear dimensionality reduction by locally linear embedding. *science* 290(5500):2323–2326
- Saeedi Emadi H, Mazinani SM (2018) A novel anomaly detection algorithm using dbscan and svm in wireless sensor networks. *Wireless Personal Communications* 98:2025–2035
- Schaeffer SE (2007) Graph clustering. *Computer science review* 1(1):27–64
- Shah SA, Koltun V (2017) Robust continuous clustering. *Proceedings of the National Academy of Sciences* 114(37):9814–9819
- Shah SA, Koltun V (2018) Deep continuous clustering. arXiv preprint arXiv:180301449
- Shaham U, Lederman RR (2018) Learning by coincidence: Siamese networks and common variable learning. *Pattern Recognition* 74:52–63
- Shaham U, Stanton K, Li H, et al (2018) Spectralnet: Spectral clustering using deep neural networks. arXiv preprint arXiv:180101587
- Shen Y, Shen Z, Wang M, et al (2021) You never cluster alone. *Advances in Neural Information Processing Systems* 34:27734–27746
- Shorten C, Khoshgoftaar TM (2019) A survey on image data augmentation for deep learning. *Journal of big data* 6(1):1–48
- Sohn K, Berthelot D, Li CL, et al (2020) Fix-match: Simplifying semi-supervised learning with consistency and confidence. arXiv preprint arXiv:200107685
- Song C, Liu F, Huang Y, et al (2013) Auto-encoder based data clustering. In: *Progress in Pattern Recognition, Image Analysis, Computer Vision, and Applications: 18th Iberoamerican Congress, CIARP 2013, Havana, Cuba, November 20-23, 2013, Proceedings, Part I 18*, Springer, pp 117–124
- Su X, Xue S, Liu F, et al (2022) A comprehensive survey on community detection with deep learning. *IEEE Transactions on Neural Networks and Learning Systems* pp 1–21. <https://doi.org/10.1109/TNNLS.2021.3137396>
- Van Gansbeke W, Vandenhende S, Georgoulis S, et al (2020) Scan: Learning to classify images without labels. In: *European conference on computer vision*, Springer, pp 268–285
- Wang Q, Chen M, Nie F, et al (2018) Detecting coherent groups in crowd scenes by multiview clustering. *IEEE transactions on pattern analysis and machine intelligence* 42(1):46–58
- Wang W, Yan X, Lee H, et al (2016) Deep variational canonical correlation analysis. arXiv preprint arXiv:161003454
- Wang Z, Ni Y, Jing B, et al (2021) Dnb: A joint learning framework for deep bayesian nonparametric clustering. *IEEE Transactions on Neural Networks and Learning Systems* 33(12):7610–7620
- Wright J, Ma Y, Mairal J, et al (2010) Sparse representation for computer vision and pattern recognition. *Proceedings of the IEEE* 98(6):1031–1044
- Wu D, Zheng SJ, Zhang XP, et al (2019) Deep learning-based methods for person re-identification: A comprehensive review. *Neurocomputing* 337:354–371
- Wu M, Tan L, Xiong N (2016) Data prediction, compression, and recovery in clustered wireless sensor networks for environmental monitoring

- applications. *Information Sciences* 329:800–818
- Wu Z, Xiong Y, Yu SX, et al (2018) Unsupervised feature learning via non-parametric instance discrimination. In: *Proceedings of the IEEE conference on computer vision and pattern recognition*, pp 3733–3742
- Xia D, Vlajic N (2007) Near-optimal node clustering in wireless sensor networks for environment monitoring. In: *21st international conference on advanced information networking and applications (AINA'07)*, IEEE, pp 632–641
- Xie J, Girshick R, Farhadi A (2016) Unsupervised deep embedding for clustering analysis. In: *International conference on machine learning*, PMLR, pp 478–487
- Xu C, Tao D, Xu C (2013) A survey on multi-view learning. *arXiv preprint arXiv:13045634*
- Xu J, De Mello S, Liu S, et al (2022) Groupvit: Semantic segmentation emerges from text supervision. In: *Proceedings of the IEEE/CVF Conference on Computer Vision and Pattern Recognition*, pp 18134–18144
- Yan Y, Li J, Qin J, et al (2023) Efficient person search: An anchor-free approach. *International Journal of Computer Vision* pp 1–20
- Yang J, Parikh D, Batra D (2016) Joint unsupervised learning of deep representations and image clusters. In: *Proceedings of the IEEE conference on computer vision and pattern recognition*, pp 5147–5156
- Yang J, Liu J, Xu N, et al (2023) Tvt: Transferable vision transformer for unsupervised domain adaptation. In: *Proceedings of the IEEE/CVF Winter Conference on Applications of Computer Vision*, pp 520–530
- Yang M, Li Y, Huang Z, et al (2021) Partially view-aligned representation learning with noise-robust contrastive loss. In: *Proceedings of the IEEE/CVF Conference on Computer Vision and Pattern Recognition (CVPR)*
- Yang M, Huang Z, Hu P, et al (2022a) Learning with twin noisy labels for visible-infrared person re-identification. In: *Proc. IEEE Conf. Comput. Vis. Pattern Recognit.*
- Yang M, Li Y, Hu P, et al (2022b) Robust multi-view clustering with incomplete information. *IEEE Trans Pattern Anal Mach Intell*
- Ye M, Shen J, Lin G, et al (2021) Deep learning for person re-identification: A survey and outlook. *IEEE transactions on pattern analysis and machine intelligence* 44(6):2872–2893
- Zeng P, Li Y, Hu P, et al (2023) Deep fair clustering via maximizing and minimizing mutual information: Theory, algorithm and metric. In: *Proceedings of the IEEE/CVF Conference on Computer Vision and Pattern Recognition*, pp 23986–23995
- Zhang C, Fu H, Liu S, et al (2015) Low-rank tensor constrained multiview subspace clustering. In: *Proceedings of the IEEE international conference on computer vision*, pp 1582–1590
- Zhang H, Nie F, Li X (2023) Large-scale clustering with structured optimal bipartite graph. *IEEE Transactions on Pattern Analysis and Machine Intelligence*
- Zhang L, Qi GJ, Wang L, et al (2019) Aet vs. aed: Unsupervised representation learning by auto-encoding transformations rather than data. In: *Proceedings of the IEEE/CVF Conference on Computer Vision and Pattern Recognition*, pp 2547–2555
- Zhang Z, Liu L, Shen F, et al (2018) Binary multi-view clustering. *IEEE transactions on pattern analysis and machine intelligence* 41(7):1774–1782
- Zhao H, Liu H, Fu Y (2016) Incomplete multi-modal visual data grouping. In: *IJCAI*, pp 2392–2398
- Zhao T, Wang Z, Masoomi A, et al (2019) Streaming adaptive nonparametric variational autoencoder. *arXiv preprint arXiv:190603288*
- Zhong H, Chen C, Jin Z, et al (2020) Deep robust clustering by contrastive learning. *arXiv preprint arXiv:200803030*

Zhong H, Wu J, Chen C, et al (2021) Graph contrastive clustering. In: Proceedings of the IEEE/CVF international conference on computer vision, pp 9224–9233

Zhou S, Xu H, Zheng Z, et al (2022) A comprehensive survey on deep clustering: Taxonomy, challenges, and future directions. arXiv preprint arXiv:220607579

Author Contributions

All authors contributed to the core insights presented in this paper. Xi Peng supervised this survey and provided valuable guidance throughout the process. Yiding Lu, Haobin Li, Yunfan Li, and Yijie Lin collaboratively wrote **Priors for Deep Clustering**. Yiding Lu took the lead in crafting **Introduction, Application, and Future Challenges**. Haobin Li was responsible for collecting and analyzing experimental results, creating figures, and summarizing tables. Yunfan Li and Yijie Lin designed the outline, wrote **Abstract**, and refined the manuscript.

Data Availability

The datasets utilized in this survey are publicly available and can be accessed from the following sources:

- CIFAR-10 and CIFAR-100: <https://www.cs.toronto.edu/~kriz/cifar.html>.
- STL-10: <https://cs.stanford.edu/~acoates/stl10/>.
- ImageNet-10 and ImageNet-Dogs: [Google Drive](#) (Preprocessed versions)
- Tiny-ImageNet: <http://cs231n.stanford.edu/tiny-imagenet-200.zip>.
- ImageNet-1K: <https://www.image-net.org/>.