

QMol-grid: A MATLAB package for quantum-mechanical simulations in atomic and molecular systems

François Mauger^{a,*}, Cristel Chandre^b

^a*Department of Physics and Astronomy, Louisiana State University, Baton Rouge, Louisiana 70803, USA*

^b*CNRS, Aix Marseille Univ, I2M, 13009 Marseille, France*

Abstract

The QMol-grid package provides a suite of routines for performing quantum-mechanical simulations in atomic and molecular systems in one spatial dimension. It supports ground- and excited-state calculations for the Schrödinger equation, density-functional theory, and Hartree-Fock levels of theory as well as propagators for field-free and field-driven time-dependent Schrödinger equation (TDSE) and real-time time-dependent density-functional theory (TDDFT), using symplectic-split schemes. The package is written using MATLAB's object-oriented features and handle classes. It is designed to facilitate access to the wave function(s) (TDSE) and the Kohn-Sham orbitals (TDDFT) within MATLAB's environment.

Keywords: MATLAB, time-dependent density-functional theory, time-dependent Schrödinger equation, Hartree-Fock, symplectic propagator

Metadata

1. Motivation and significance

Ab initio quantum simulations of the electronic structure and dynamics in atoms and molecules play an important role in many fields of physics and chemistry. They have led to the development of many computational packages. For instance, optimized packages like [2, 3, 4, 5, 6] allow for routine quantum calculations in a range of atomic, molecular, and solid-state systems, typically running on high-performance computer (HPC) systems. Alternatively, the QMol-grid package has been developed in the context of ultrafast atomic, molecular, and optical (AMO) research [7, 8] (i) to provide a test bed for quantum-mechanical simulations that can easily run on personal computers, including when considering molecular systems with multiple interacting electrons and (ii) to facilitate access to the wave function(s) (TDSE) and the Kohn-Sham orbitals (TDDFT), such that users can build complex workflows and analyses alongside the simulations. For instance, QMol-grid time propagators enable arbitrary user-defined

*Corresponding author

Email addresses: `fmauger@lsu.edu` (François Mauger), `cristel.chandre@cnrs.fr` (Cristel Chandre)

Nr.	Code metadata description	
C1	Current code version	1.21
C2	Permanent link to code/repository used for this code version	https://github.com/fmauger1/QMol-grid.git
C3	Permanent link to Reproducible Capsule	N/A
C4	Legal Code License	BSD-2-Clause
C5	Code versioning system used	git
C6	Software code languages, tools, and services used	MATLAB (R2022a or later) [1]
C7	Compilation requirements, operating environments & dependencies	none
C8	If available Link to developer documentation/manual	https://github.com/fmauger1/QMol-grid.git
C9	Support email for questions	fmauger@lsu.edu

Table 1: QMol-grid metadata

functions to be evaluated, and their result stored, while the TDSE/TDDFT propagation is performed. The package also provides built-in facilities for the calculation of common observable, including the dipole signal, energy, ionization, TDSE wave function and TDDFT Kohn-Sham orbitals.

The QMol-grid package provides a suite of routines for performing quantum-mechanical simulations in atomic and molecular systems in one spatial dimension. All simulations use an underlying Cartesian-grid discretization scheme. The package is written using MATLAB’s object-oriented features and handle classes. Notably, the package supports:

- DFT: Ground- and excited-state density-functional theory (DFT), both using a Cartesian grid or basis-set discretization.
- HF: Ground- and excited-state Hartree Fock (HF), both using a Cartesian grid or basis-set discretization.
- SE: Ground- and excited-state Schrödinger equation (SE), both using a Cartesian grid or basis-set discretization.
- TDDFT: Real-time time-dependent density-functional theory (TDDFT), using a Cartesian grid.
- TDSE: Time-dependent Schrödinger equation (TDSE), using a Cartesian grid.

2. Software description

A full description of the QMol-grid package, including all possible input parameters and calculation features is included in the MATLAB documentation provided with the package. After installation, the package documentation is accessible in MATLAB, in the “Supplemental Software” section. The documentation includes a series of tutorials, starting with SE ground-state calculations, and going through TDSE, DFT, and TDDFT calculations to help new users getting familiarized with setting up calculations, input parameters, and output

variables. Throughout, the documentation also includes many script samples illustrating how one can use the various features. Finally, the documentation discusses the required class structure for advanced users who wish to add their own functionalities to the package and inherit common interface methods to the QMol-grid package.

2.1. Software architecture

The QMol-grid package provides an ecosystem of MATLAB handle classes. While the package is provided as a stand-alone suite, it is developed around 3 main groups sketched in figure 1 (a): (1) external components, (2) kernel classes that define high-level calculation methods, and (3) implementation classes that define all the lower-level functionalities. The package is developed with the general goal of facilitating access to the wave function(s) (SE/TDSE) and the Kohn-Sham orbitals (DFT/TDDFT), which are packaged into classes for abstract manipulations of the objects in ground-state, time propagation, and common observables' calculations.

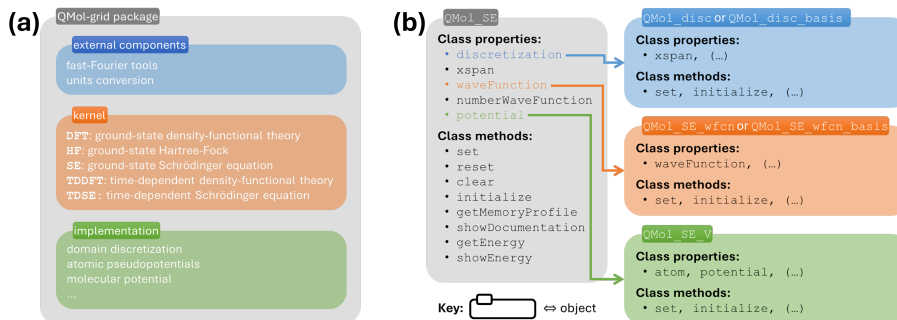


Figure 1: (a) Overall architecture for the QMol-grid package: components are sorted in three tiers of handle classes that define the computation ecosystem. (b) Schematic of a Schrödinger-equation object and its components. Each box indicates a separate class defined within the package.

Users set up calculations by creating QMol-grid objects of the relevant type and specifying the desired parameters using MATLAB's common name-value pair argument structure (in arbitrary order and case insensitive). Throughout the package, input parameters and output results are specified in atomic units; we provide units conversion external components to facilitate conversions to more conventional units (*e.g.*, as/fs for time, W/cm² for field intensity, etc.). Some high-level components are themselves encapsulated into classes, enabling abstract manipulations in the property objects. Figure 1 (b) illustrates this concept for the Schrödinger-equation object `QMol_SE` for which class properties are a mix of variables (`xspan` and `numberWaveFunction`) and QMol-grid objects (`discretization`, `waveFunction`, and `potential`). Parameters can be updated after an object has been created using the `set` method.

2.2. Software functionalities

Ground- and excited-state calculations in the QMol-grid package are performed by a direct diagonalization of the Hamiltonian operator, via MATLAB's

`eigs` (grid discretization) or `eig` (basis set) functions. DFT and HF self-consistent-field iterations are performed using an Anderson’s mixing scheme [9, 10]. HF is obtained by running DFT with an exact-exchange and no correlation functionals.

The time-propagators in the `QMol-grid` package are computed using symplectic-split operators [8] (2nd order Strang *a.k.a.* Verlet [11], 4th order Forest-Ruth [12], and Blanes and Moan optimized 4th and 6th order [13] in time, and spectral in space). They support field-free and laser-driven simulations in the dipole approximation with the following on-the-fly features, each specifying their own time sampling:

- Checkpointing, with the creation of a restart MATLAB file that can be used to resume a calculation that was stopped before it was finished;
- Calculation and storage of the dipole, dipole velocity, and dipole acceleration signals;
- Calculation and storage of the wave function(s)/Kohn-Sham orbitals and Hamiltonian-component energies;
- Storage of the wave function(s) (TDSE), and the Kohn-Sham orbitals and one-body density (TDDFT);
- Calculation and storage of the ionization signal, keeping track of how much electronic density is absorbed at the domain boundaries;
- Calculation and storage of the results of installable output functions of the wave function(s) (TDSE), and the Kohn-Sham orbitals or one-body density (TDDFT);
- Saving the intermediate Schrödinger- or DFT-model objects in separate MATLAB files (`.mat`).

Both ground/excited-state and time-propagation calculations provide run-time documentation features, providing a summary of the model and simulation configuration as well as relevant references. The run-time documentation can be toggled on (default) or off. Profilers are also available to estimate the memory footprint and average execution time for the Hamiltonian-operator and its components.

The `QMol-grid` package comes with a suite of unit tests, individually checking the methods in each of the classes in the package.

3. Illustrative examples

3.1. Example 1: Schrödinger-equation ground state

Here we illustrate how to use the `QMol-grid` package to calculate the ground-state wave function of a one-dimensional hydrogen-like atom. The Schrödinger-equation ground-state corresponds to the lowest-energy solution to the eigenvalue problem $\hat{\mathcal{H}}\psi(x) = E\psi(x)$, where $\hat{\mathcal{H}}$ is the Schrödinger-equation Hamiltonian operator, ψ is the wave function, and E its associated energy. In atomic units, the Hamiltonian operator is $\hat{\mathcal{H}} = -\frac{\Delta}{2} + \hat{\mathcal{V}}$.

Specifically, this example walks through defining (i) the domain and grid discretization over which the Schrödinger-equation and wave function are calculated, (ii) the atomic potential and (iii) the Schrödinger-equation model, and (iv) calculating the ground state associated with these properties.

We model the one-dimensional hydrogen model atom using a soft-Coulomb potential $V(x) = -1/\sqrt{x^2 + a^2}$ with

```
H = QMol_Va_softCoulomb('softeningParameter',sqrt(2));
```

where we choose the softening parameter $a = \sqrt{2}$ to match H's ground state energy. By default, the atom is located at the origin $x = 0$. Note that H only corresponds to the atomic model, which is shared with molecular systems and various quantum frameworks. Thus, it must be turned into a valid Schrödinger-equation potential, using

```
V = QMol_SE_V('atom',H);
```

The simulation domain must be a Cartesian grid – with all increasing, equally spaced discretization points – and should be wide enough and with small enough of a discretization step to properly capture the wave function. In our case, we select a domain ranging from -15 to 15 a.u., with a discretization steps of 0.1 a.u.

```
x = -15:.1:15;
```

We now have all the elements to define a Schrödinger-equation model object with the potential and domain defined above

```
SE = QMol_SE(
    'xspan',      x, ...
    'potential',  V);
```

Next we move to calculating its associated ground-state wave function and energy using the two commands

```
GSS = QMol_SE_eigs;
GSS.computeGroundState(SE);
```

At the end of the calculation, the ground-state wave function is stored in the input Schrödinger-equation object SE, together with relevant information such as the domain discretization. For instance, solely relying on SE, one can plot the ground-state wave function with

```
figure
plot(SE.xspan,SE.waveFunction.waveFunction,'-', 'LineWidth',2)
set(gca,'box','on','FontSize',12,'LineWidth',2)
xlabel('x (a.u.)')
ylabel('wave function (a.u.)')
xlim(SE.xspan([1 end]))
```

The output is represented in Fig. 2. From the plot command line, we see that the domain-discretization grid may be recovered using the `xspan` property in the object SE (using the standard object-oriented dot notation `SE.xspan`). On the other hand, the wave function is nested inside another object, which explains the consecutive dots `SE.waveFunction.waveFunction`. Other properties in the object `SE.waveFunction` are used by ground/excited-state and TDSE calculations; we refer to the `QMol_SE.wfcn` documentation page for further details.

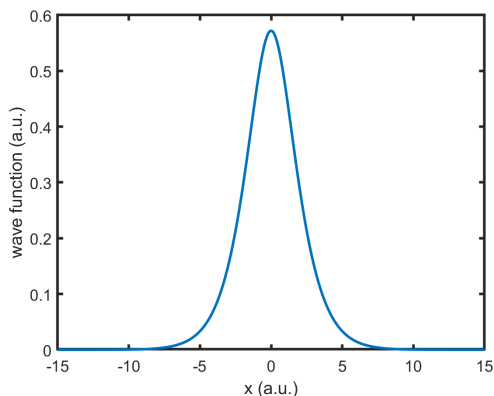


Figure 2: Ground-state wave function $\psi(x)$ for the soft-Coulomb potential $V(x) = -1/\sqrt{x^2+2}$.

3.2. Example 2: Time-dependent density-functional theory

For a given set of initial Kohn-Sham orbitals, the TDDFT dynamics is described by the nonlinear system of partial differential equations, in atomic units (a.u.)

$$i\partial_t\phi_k(\mathbf{x};t) = \hat{\mathcal{H}}_{\text{DFT}}[\{\phi_k\}_k;t](\mathbf{x};t) \phi_k(\mathbf{x};t), \quad (1)$$

where $\hat{\mathcal{H}}_{\text{DFT}}$ is the DFT Hamiltonian operator, which nonlinearly depends on the Kohn-Sham orbitals $\{\phi_k\}_k$.

The `QMol-grid` package relies on the canonical Hamiltonian structure of TDDFT [8] to integrate the dynamics of equation (1). In this example, we illustrate how to use the `QMol-grid` package to integrate the TDDFT dynamics of an open-shell one-dimensional molecular ion model with 3 atomic centers and 5 active electrons.

Initial condition: In the `QMol-grid` package, TDDFT simulations are decoupled from setting up the initial condition, which must be done independently. For our example, we start by calculating the neutral-molecule ground state:

```
% Molecular model
V_1 = QMol_Va_softCoulomb('atom','X_1','charge',2,'position',-3);
V_2 = QMol_Va_softCoulomb('atom','X_2','charge',2,'position', 0);
V_3 = QMol_Va_softCoulomb('atom','X_3','charge',2,'position', 3);

% DFT model
Vext = QMol_DFT_Vext('atom',{V_1,V_2,V_3});
Vh = QMol_DFT_Vh_conv;
Vxc = {QMol_DFT_Vx_LDA_soft,QMol_DFT_Vc_LDA_soft};

DFT = QMol_DFT_spinPol(
    'xspan', -50:1:50, ...
    'occupation', {[1 1 1],[1 1 1]}, ...
    'externalPotential', Vext, ...
    'HartreePotential', Vh, ...
    'exchangeCorrelationPotential', Vxc, ...
    'selfInteractionCorrection', 'ADSIC' );

% DFT ground state
SCF = QMol_DFT_SCF_Anderson;
SCF.solveSCF(DFT);
```

Next, we manually induce an excitation in the molecular cation by successively (i) replacing one of the Kohn-sham orbitals by a superposition of molecular-orbital states (excitation part) and (ii) removing an electron, going from 3 to 2, from the down-spin Kohn-Sham orbitals (ionization part).

```
% Induce excitation
DFT.orbital.set('orbitalDown', [DFT.KSO.KSOdw(:,1) ...
    (DFT.KSO.KSOdw(:,2)+DFT.KSO.KSOdw(:,3))/sqrt(2)]);

% Induce ionization
DFT.set('occupation',{[1 1 1],[1 1]});
```

We now have a non-stationary set of Kohn-Sham orbitals, leading to field-free dynamics under equation (1).

TDDFT simulation: With the DFT molecular model and the initial condition in hand, we now move to integrating the subsequent field-free TDDFT dynamics. For this, we select a fourth-order Forest-Ruth symplectic split-operator scheme [12, 8].

```
TDDFT = QMol_TDDFT_SSO_4FR(
    'time',          0:10:100,    ...
    'timeStep',     2e-2,        ...
    'saveDensity',  true,        ...
    'saveDensityTime', 1);
```

In our example, the TDDFT object is created with:

- The first pair of arguments specifies that the integration should start at time $t=0$ and end at $t=100$ a.u. The step of 10 a.u., is unrelated to the propagation time step and instead specifies the time intervals to use in the progress display.
- The second pair of arguments specifies the (fixed) time step for the propagation.
- The third pair of arguments indicates that the one-body density should be saved periodically, with the period specified by the fourth pair of arguments, *i.e.*, every 1 a.u. in our case.

Then, we launch the TDDFT integration with

```
TDDFT.propagate(DFT);
```

At the end of the simulation, the DFT object has been updated to contain the Kohn-Sham orbitals at $t = 100$ a.u. The time-dependent one-body density is stored in the TDDFT object itself.

Plotting the result: Next we recover calculated observables out of the TDDFT object. Each set of observable is stored in a separate structure property in the TDDFT object, which contains (i) the exact time vector at which the quantity has been saved and (ii) the observable itself. In our case, the structure of interest is `TDDFT.outDensity` with the up- and down-spin densities respectively stored in the fields `totalUp` and `totalDown`. The densities are matrices with columns corresponding to the successive saved times. To plot the spin density, defined as the difference between the up- and down-spin one-body densities, we use

```
figure
imagesc(TDDFT.outDensity.time,DFT.xspan, ...
    TDDFT.outDensity.totalUp-TDDFT.outDensity.totalDown)
set(gca,'box','on','FontSize',12,'LineWidth',2,'YDir','normal')
```

```

xlim(TDDFT.outDensity.time([1 end]))
ylim([-10 10])
xlabel('time (a.u.)')
ylabel('position (a.u.)')
title('spin density')
colorbar vert

```

with the result shown in Fig. 3.

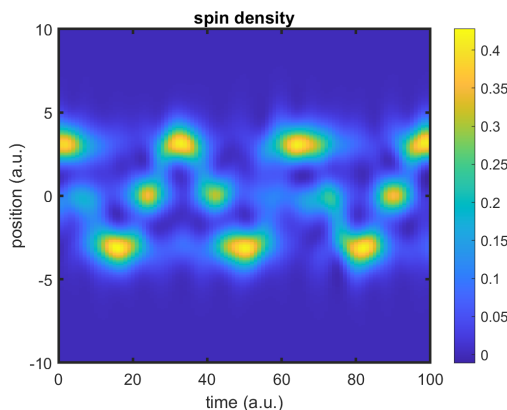


Figure 3: Evolution of the spin density, defined as the difference between the up- and down-spin one-body densities, along the molecular model we consider for our TDDFT-simulation example.

4. Impact

The `QMol-grid` package offers a versatile suite of quantum simulation techniques for reduced-dimension atomic and molecular models. Its native MATLAB structure facilitates on-the-fly calculations and analyses in time-dependent simulations as well as post-processing, which all can be done using high-level functionalities of MATLAB. Simulation data are organized within handle classes with common interface methods to simplify end-user interaction with the various components of the package. `QMol-grid` comes with a full documentation, including many script samples that illustrate how one can use the various features. It also includes a series of tutorials to guide new users with setting up calculations, input parameters, and output variables.

In our groups, we used an early development version of the `QMol-grid` package in [7] for nonlinear analysis of ultrafast migration of electronic charges in molecules. Notably, the efficacy of simulations allowed us to perform thousands of TDDFT simulations and with it get a detailed picture of the migration-dynamics phase space, something that is essentially unfeasible in full-dimension quantum packages. More recently, we used `QMol-grid` to validate symplectic split-operator propagation schemes for TDDFT [8]. The symplectic propagators (4th order Forest-Ruth [12], and Blanes and Moan optimized 4th and 6th order [13] schemes) are now integrated and available in the package – see example 2 of section 3.2. We continue to use `QMol-grid` in various on-going projects in our groups. Outside of a research environment, the package could be used for teaching: thanks to the modest computational requirements, students could run

illustrative examples of quantum mechanics or (TD)DFT on personal computers or laptops.

5. Conclusions

The `QMol-grid` package provides a versatile suite of quantum-mechanical methods at the Schrödinger, Hartree-Fock, and density-functional theory levels of theory for ground- and excited-state calculations, as well as TDSE and TDDFT propagators. Time-propagation schemes provide streamlined access to the wave function(s) (TDSE) and the Kohn-Sham orbitals (TDDFT). The wave functions and Kohn-Sham orbitals are packaged into classes that enable abstract manipulations in the objects, *e.g.*, for ground-state, time propagation, and common observables' calculations. The object-oriented structure provides a uniform user interface, where input parameters are specified as pairs of parameter-name/parameter-value (in arbitrary order and case insensitive). Output results are stored in the objects and can be recovered using standard object-oriented dot notation – see the tutorials for examples.

CRedit author statement

F. Mauger: Conceptualization, Software, Validation, Documentation, Writing - Original Draft, Funding acquisition. **C. Chandre:** Documentation, Writing - Original Draft.

Acknowledgements

FM thanks M.B. Gaarde, K. Lopata, and K.J. Schafer for enlightening discussions, suggestions, and support throughout the development of the package. The original development of the `QMol-grid` package, and its (TD)DFT features, was supported by the U.S. Department of Energy, Office of Science, Office of Basic Energy Sciences, under Award No. DE-SC0012462. Addition of the (TD)SE features was supported by the National Science Foundation under Grant No. PHY-2207656

References

- [1] The MathWorks Inc. MATLAB version: 9.12 (R2022a), 2022.
- [2] Giuseppe M. J. Barca, Colleen Bertoni, Laura Carrington, Dipayan Datta, Nuwan De Silva, J. Emiliano Deustua, Dmitri G. Fedorov, Jeffrey R. Gour, Anastasia O. Gunina, Emilie Guidez, Taylor Harville, Stephan Irle, Joe Ivanic, Karol Kowalski, Sarom S. Leang, Hui Li, Wei Li, Jesse J. Lutz, Ilias Magoulas, Joani Mato, Vladimir Mironov, Hiroya Nakata, Buu Q. Pham, Piotr Piecuch, David Poole, Spencer R. Pruitt, Alistair P. Rendell, Luke B. Roskop, Klaus Ruedenberg, Tosaporn Sattasathuchana, Michael W. Schmidt, Jun Shen, Lyudmila Slipchenko, Masha Sosonkina, Vaibhav Sundriyal, Ananta Tiwari, Jorge L. Galvez Vallejo, Bryce Westheimer, Marta Wloch, Peng Xu, Federico Zahariev, and Mark S. Gordon. Recent developments in the general atomic and molecular electronic structure system. *J. Chem. Phys.*, 152:154102, 2020.

- [3] M. J. Frisch, G. W. Trucks, H. B. Schlegel, G. E. Scuseria, M. A. Robb, J. R. Cheeseman, G. Scalmani, V. Barone, G. A. Petersson, H. Nakatsuji, X. Li, M. Caricato, A. V. Marenich, J. Bloino, B. G. Janesko, R. Gomperts, B. Mennucci, H. P. Hratchian, J. V. Ortiz, A. F. Izmaylov, J. L. Sonnenberg, D. Williams-Young, F. Ding, F. Lipparini, F. Egidi, J. Goings, B. Peng, A. Petrone, T. Henderson, D. Ranasinghe, V. G. Zakrzewski, J. Gao, N. Rega, G. Zheng, W. Liang, M. Hada, M. Ehara, K. Toyota, R. Fukuda, J. Hasegawa, M. Ishida, T. Nakajima, Y. Honda, O. Kitao, H. Nakai, T. Vreven, K. Throssell, J. A. Montgomery, Jr., J. E. Peralta, F. Ogliaro, M. J. Bearpark, J. J. Heyd, E. N. Brothers, K. N. Kudin, V. N. Staroverov, T. A. Keith, R. Kobayashi, J. Normand, K. Raghavachari, A. P. Rendell, J. C. Burant, S. S. Iyengar, J. Tomasi, M. Cossi, J. M. Millam, M. Klene, C. Adamo, R. Cammi, J. W. Ochterski, R. L. Martin, K. Morokuma, O. Farkas, J. B. Foresman, and D. J. Fox. Gaussian[®]16 Revision C.01, 2016. Gaussian Inc. Wallingford CT.
- [4] E. Aprà, E.J. Bylaska, W.A. de Jong, N. Govind, K. Kowalski, T.P. Straatsma, M. Valiev, H.J.J. van Dam, Y. Alexeev, J. Anchell, V. Anisimov, F.W. Aquino, R. Atta-Fynn, J. Autschbach, N.P. Bauman, J.C. Becca, D.E. Bernholdt, K. Bhaskaran-Nair, S. Bogatko, P. Borowski, J. Boschen, J. Brabec, A. Bruner, E. Cauët, Y. Chen, G.N. Chuev, C.J. Cramer, J. Daily, M.J.O. Deegan, T.H. Dunning, M. Dupuis, K.G. Dyall, G.I. Fann, S.A. Fischer, A. Fonari, H. Früchtl, L. Gagliardi, J. Garza, N. Gawande, S. Ghosh, K. Glaesemann, A.W. Götz, J. Hammond, V. Helms, E.D. Hermes, K. Hirao, S. Hirata, M. Jacquelin, L. Jensen, B.G. Johnson, H. Jónsson, R.A. Kendall, M. Klemm, R. Kobayashi, V. Konkov, S. Krishnamoorthy, M. Krishnan, Z. Lin, R.D. Lins, R.J. Littlefield, A.J. Logsdail, K. Lopata, W. Ma, A.V. Marenich, J. Martin del Campo, D. Mejia-Rodriguez, J.E. Moore, J.M. Mullin, T. Nakajima, D.R. Nascimento, J.A. Nichols, P.J. Nichols, J. Nieplocha, A. Otero-de-la Roza, B. Palmer, A. Panyala, T. Pirojsirikul, B. Peng, R. Peverati, J. Pittner, L. Pollack, R.M. Richard, P. Sadayappan, G.C. Schatz, W.A. Shelton, D.W. Silverstein, D.M.A. Smith, T.A. Soares, D. Song, M. Swart, H.L. Taylor, G.S. Thomas, V. Tippiraju, D.G. Truhlar, K. Tsemekhman, T. Van Voorhis, Á. Vázquez-Mayagoitia, P. Verma, O. Villa, A. Vishnu, K.D. Vogiatzis, D. Wang, J.H. Weare, M.J. Williamson, T.L. Windus, K. Woliński, A.T. Wong, Q. Wu, C. Yang, Q. Yu, M. Zacharias, Z. Zhang, Y. Zhao, and R.J. Harrison. NWChem: Past, present, and future. *J. Chem. Phys.*, 152:184102, 2020.
- [5] Nicolas Tancogne-Dejean, Micael J.T. Oliveira, Xavier Andrade, Heiko Appel, Carlos H. Borca, Guillaume Le Breton, Florian Buchholz, Alberto Castro, Stefano Corni, Alfredo A. Correa, Umberto De Giovannini, Alain Delgado, Florian G. Eich, Johannes Flick, Gabriel Gil, Adrián Gomez, Nicole Helbig, Hannes Hübener, René Jestädt, Joaquim Jornet-Somoza, Ask H. Larsen, Irina V. Lebedeva, Martin Lüders, Miguel A.L. Marques, Sebastian T. Ohlmann, Silvio Pipolo, Markus Rampp, Carlo A. Rozzi, David A. Strubbe, Shunsuke A. Sato, Christian Schäfer, Iris Theophilou, Alicia Welden, and Angel Rubio. Octopus, a computational framework for exploring light-driven phenomena and quantum dynamics in extended and finite systems. *J. Chem. Phys.*, 152:124119, 2020.

- [6] Paolo Giannozzi, Oscar Baseggio, Pietro Bonfà, Davide Brunato, Roberto Car, Ivan Carnimeo, Carlo Cavazzoni, Stefano de Gironcoli, Pietro Delugas, Fabrizio Ferrari Ruffino, Andrea Ferretti, Nicola Marzari, Iurii Timrov, Andrea Urru, and Stefano Baroni. Quantum espresso toward the exascale. *The Journal of Chemical Physics*, 152:154105, 2020.
- [7] François Mauger, Aderonke S. Folorunso, Kyle A. Hamer, Cristel Chandre, Mette B. Gaarde, Kenneth Lopata, and Kenneth J. Schafer. Charge migration and attosecond solitons in conjugated organic molecules. *Phys. Rev. Res.*, 4:013073, 2022.
- [8] François Mauger, Cristel Chandre, Mette B. Gaarde, Kenneth Lopata, and Kenneth J. Schafer. Hamiltonian formulation and symplectic split-operator schemes for time-dependent density-functional-theory equations of electron dynamics in molecules. *Commun. Nonlinear Sci. Numer. Simulat.*, 129:107685, 2024.
- [9] Donald G Anderson. Iterative procedures for nonlinear integral equations. *JACM*, 12:547, 1965.
- [10] D. D. Johnson. Modified Broyden’s method for accelerating convergence in self-consistent calculations. *Phys. Rev. B*, 38:12807, 1988.
- [11] Gilbert Strang. On the construction and comparison of difference schemes. *SIAM J. Numer. Analysis*, 5:506, 1968.
- [12] Etienne Forest and Ronald D. Ruth. Fourth-order symplectic integration. *Physica D: Nonlinear Phenomena*, 43(1):105–117, 1990.
- [13] S. Blanes and P.C. Moan. Practical symplectic partitioned Runge-Kutta and Runge-Kutta-Nyström methods. *J. Comp. Appl. Math.*, 142:313, 2002.