
CATBench: A Compiler Autotuning Benchmarking Suite for Black-box Optimization

Jacob O. Tørring*

NTNU

`jacob.torring@ntnu.no`

Carl Hvarfner*

Lund University

`carl.hvarfner@cs.lth.se`

Luigi Nardi

Lund University, Stanford University, DBtune

`luigi.nardi@cs.lth.se`

Magnus Sjalander

NTNU

`magnus.sjalander@ntnu.no`

Abstract

Bayesian optimization is a powerful method for automating tuning of compilers. The complex landscape of autotuning provides a myriad of rarely considered structural challenges for black-box optimizers, and the lack of standardized benchmarks has limited the study of Bayesian optimization within the domain. To address this, we present CATBench, a comprehensive benchmarking suite that captures the complexities of compiler autotuning, ranging from discrete, conditional, and permutation parameter types to known and unknown binary constraints, as well as both multi-fidelity and multi-objective evaluations. The benchmarks in CATBench span a range of machine learning-oriented computations, from tensor algebra to image processing and clustering, and uses state-of-the-art compilers, such as TACO and RISE/ELEVATE. CATBench offers a unified interface for evaluating Bayesian optimization algorithms, promoting reproducibility and innovation through an easy-to-use, fully containerized setup of both surrogate and real-world compiler optimization tasks. We validate CATBench on several state-of-the-art algorithms, revealing their strengths and weaknesses and demonstrating the suite’s potential for advancing both Bayesian optimization and compiler autotuning research.

1 Introduction

Bayesian optimization (BO) [35, 29, 45, 18, 20] is a powerful tool for automating the optimization of resource-intensive black-box systems, such as machine learning hyperparameter optimization [16, 42, 28], hardware design [36, 15], and scientific discovery [24, 34, 48]. By intelligently exploring the configuration space and learning from observed performance, Bayesian optimization can efficiently identify high-performing configurations with limited resource consumption.

Autotuning [1, 5, 53, 52, 56, 4, 33] is the black-box optimization process of any performance-impacting parameters in a general program on a hardware platform. The impact of optimization is profound, and efficiency gains of up to 1.5x - 11.9x are frequently observed in practice [4, 54, 26]. However, autotuning is not without its challenges: the search spaces are commonly discrete, categorical, and permutation-based and may involve both known and unknown constraints on the parameter space. Moreover, multiple output metrics are of relevance [43], and performance differs across hardware and the type of computation that is to be performed [54, 53, 4]. As such, despite the importance of autotuning for the performance of compiled programs, most applications of BO in this domain [57, 53] have not been adapted to address these unique challenges. In-depth design

*These authors contributed equally to this work.

of BO methods for this domain have thus been limited, with the notable exceptions of the Bayesian Compiler Optimization framework (BaCO) [26] and GPTune [33, 4].

To facilitate further research and development in Bayesian optimization for autotuning, it is crucial to have a diverse and representative set of benchmarks. A comprehensive benchmarking suite is necessary to evaluate optimization algorithms effectively, ensuring that they can handle the complex and varied nature of real-world autotuning problems. We introduce CATBench², a comprehensive benchmarking suite designed to evaluate black-box optimization algorithms in the context of compiler autotuning. CATBench builds upon the real-world applications used in the BaCO [26] framework, incorporating additional parameters, fidelity levels, and multiple objectives. The suite encompasses a wide range of domains, including tensor algebra, image processing, and machine learning, and targets various backend hardware platforms, e.g., Intel CPUs and Nvidia GPUs. By providing a standardized set of real-world benchmarks with a unified, containerized interface usable on a variety of hardware, CATBench enables fair benchmarking of optimization algorithms and facilitates reproducibility. Additionally, the architecture of our benchmarking suite makes it easy to extend the benchmark suite with new compiler frameworks and autotuning problems.

The main contributions of this paper are as follows:

1. A comprehensive benchmark suite consisting of ten real-world compiler optimization tasks, which encompass mixed discrete, categorical, and permutation-based search spaces, incorporate both known and unknown binary constraints, and support multiple tuning objectives and multi-fidelity information sources.
2. A benchmarking framework that provides a simple interface and makes it easy to prototype using surrogate models and run large scale experiments on clusters of server machines,
3. Thorough evaluation of popular Bayesian Optimization methods and Evolutionary Algorithms showcasing the properties of the benchmarking suite. Since the existing optimization methods do not cover all the features needed by autotuning we include necessary adaptations for compatibility with the requirements of CATBench.

2 Background

2.1 Bayesian Optimization

BO aims to find a minimizer $\mathbf{x}^* \in \arg \min_{\mathbf{x} \in \mathcal{S}} f(\mathbf{x})$ of the black-box function $f(\mathbf{x}) : \mathcal{S} \rightarrow \mathbb{R}$, over some possibly noncontinuous, non-euclidean input space \mathcal{S} . Moreover, f can only be observed point-wise and its observations are perturbed by Gaussian noise, $y(\mathbf{x}) = f(\mathbf{x}) + \varepsilon_i$, where $\varepsilon_i \sim \mathcal{N}(0, \sigma_\varepsilon^2)$.

Gaussian processes (GPs) is the model class of choice in most BO applications. A GP provides a distribution over functions $\hat{f} \sim \mathcal{GP}(m(\cdot), k(\cdot, \cdot))$, fully defined by the mean function $m(\cdot)$ and the covariance function $k(\cdot, \cdot)$. Under this distribution, the value of the function $\hat{f}(\mathbf{x})$ at a given location \mathbf{x} is normally distributed with a closed-form solution for the mean $\mu(\mathbf{x})$ and variance $\sigma^2(\mathbf{x})$. We model a constant mean, so the covariance function fully determines the dynamics $k(\cdot, \cdot)$.

The *acquisition function* uses the surrogate model to quantify the utility of a point in the search space. Acquisition functions balance exploration and exploitation, typically employing a greedy heuristic. The most common is Expected Improvement (EI) [29, 3], but other acquisition functions, such as Thompson sampling [51] and Upper Confidence Bound [47, 46], are also frequently utilized [17, 55].

2.2 Compiler Optimization

Compiler autotuning is the process of automatically optimizing compiler parameters to enhance the performance of software on specific hardware backends. The task at hand is to generate code that minimize objectives such as program execution time, memory use, storage size, and power consumption for a given low-level program, such as matrix-matrix multiplication [26]. Tunable parameters include loop ordering, the number of threads for parallel execution, data chunk sizes, and various boolean flags related to in-lining and loop unrolling, among multiple others. These parameters enable us to optimize the memory access patterns so that more of the program data can stay in the CPU cache, which in turn accelerates the program to complete faster.

²<https://github.com/anonymoussisef/catbench>

This optimization process is crucial for achieving efficient execution of programs, particularly on modern heterogeneous computing architectures, such as central processing units (CPUs), graphical processing units (GPUs), and field-programmable gate array (FPGAs). Autotuning typically leverages heuristic search algorithms [1], evolutionary methods [9, 25], or BO [26, 59, 58] to explore the vast configuration spaces, which include discrete, categorical, and permutation-based parameters, while considering both known and unknown constraints.

2.3 Related Work

Bayesian Optimization over Discrete Search Spaces BO has seen multiple adaptations to accommodate alternatively structured search spaces. SMAC [27, 32] natively supports discrete and categorical parameter types due to its use of a Random Forests surrogate. [38, 10, 39, 41, 55] propose kernels that handle integer-valued or categorical parameters, while [8, 21] focus on optimizing the acquisition function in this context. Additionally, [37, 11] consider BO algorithms specifically designed for permutation-based search spaces. The BaCO framework [26] integrates multiple components to address the unique characteristics of compiler search spaces. This includes categorical [41, 55] and permutation-based [11] kernels, acquisition functions for handling unknown constraints [19, 22], and Random Forests surrogate models for constraint prediction [27].

Autotuning Methods In the context of compiler autotuning, Bayesian Optimization has been successfully applied to find high-performing compiler configurations for various programming languages, compilers, and target architectures [2, 4, 57, 53, 26]. The autotuning problem is formulated as a black-box optimization problem, where the objective function represents the performance metric of interest (e.g., execution time or energy usage) and the input space consists of compiler flags, parameters, and transformations.

Benchmarking Suites Autotuning lacks a standardized benchmarking suite, despite various efforts to develop such resources [40, 23, 50, 54, 59]. In Table 1, we present a comparative analysis of our benchmarking suite against these prior works. PolyBench [23, 59] offers a substantial collection of benchmarks, each with multiple input datasets. While some benchmarks include up to 10 optimization parameters, they are predominantly boolean parameters (which is a specific instance of categorical parameters), with none being permutation variables, resulting in unrealistically small search spaces which are not representative of real-world autotuning applications. Furthermore, PolyBench does not emphasize multi-objective optimization or multi-fidelity parameters and consists of C-based benchmarks without a Python interface. KTT [40] exhibits similar limitations to PolyBench, although it provides benchmarks with larger search spaces. BAT [50, 54] features a suite of Nvidia CUDA GPU kernels, accessible via a Python interface, with generally larger search spaces than those in PolyBench and KTT. Nevertheless, each benchmark is limited to a single input dataset and lacks permutation variables, unknown constraints, and support for multi-objective tuning or multi-fidelity information sources. In the category of reinforcement-learning agents there is also the notable work of CompilerGym [7], an extensive suite of compiler environments.

In the context of Bayesian optimization, a large collection of benchmarking suites have been proposed, primarily in the context of Hyperparameter Optimization (HPO) [63, 31]. HPOBench [14] provides a collection of models for evaluating hyperparameter optimization algorithms, and captures a range of parameter types as well as multi-fidelity evaluations, whereas [60, 12, 62] target benchmarking of Neural Architecture Search (NAS) algorithms. MCBO [13] collects discrete and categorical tasks and BO algorithms in a modular structure. Lastly, BaCO [26] introduced a set of benchmarks for evaluating Bayesian optimization algorithms in the context of autotuning, derived from real-world applications and compilers, covering a range of domains and target architectures.

CATBench is a comprehensive suite based on BaCO, which: 1) expands the TACO benchmarks with additional parameters and options, 2) implements and exposes multiple multi-fidelity and multi-objective parameters, and 3) incorporates CPU and GPU energy measurements to extend the benchmarks to multi-objective problems.

Name	Types	Bench.	M	D	Datasets	F	$ S $	Cons.	Python
PolyBench	OC	30	1	3 – 10	5	0	$10^2 - 10^5$	K	N
KTTBench	OC	10	1	5 – 15	1	0	$10^2 - 10^5$	K	N
BAT	OC	8	1	6 – 10	1	0	$10^2 - 10^6$	K	Y
CATBench	OCP	10	2 – 3	4 – 10	1 – 15	2 – 4	$10^3 - 10^8$	K/H	Y

Table 1: Benchmark characteristics for various benchmark suites. In order, left to right: Name of the benchmark suite, exposed parameter types (O=ordinal, C=categorical, P=permutations), number of benchmarks *Bench.*, number of exposed objectives M , input dimensionality D , number of input datasets, number of fidelity dimensions F , search space cardinality S , the types of constraints included (K=known, H=hidden), and whether or not the benchmarks are easily callable from Python.

3 The CATBench Benchmarking Suite

CATBench is a comprehensive benchmarking suite designed for evaluating Bayesian optimization algorithms in the context of autotuning. Autotuning presents unique challenges to black-box optimization, including numerous rarely-considered conditions that makes the optimization challenging [26]. CATBench comprises a diverse set of benchmarks derived from real-world applications and compilers, covering various domains, hardware backend platforms, and optimization challenges. The suite is accessible through an intuitive Python interface, enabling users to quickly prototype novel algorithms through the assistance of surrogate models or deploy the benchmarks to a cluster of servers using our client-server architecture.

3.1 The CATBench Interface

The CATBench Python interface facilitates efficient benchmarking via a client-server architecture and Docker containers. The interface significantly simplifies the evaluation process by providing a consistent environment for performance assessments. The code snippet illustrates a typical benchmarking workflow using CATBench, using either a surrogate model or a hardware benchmarking server:

```

1 import catbench as cb
2
3 study = cb.benchmark("asum") # Surrogate example
4 study = cb.benchmark("asum", dataset="server", # Hardware example
5     server_addresses=["your_benchmark_server"])
6
7 space = study.definition.search_space
8 optimizer = your_optimizer_setup(space)
9
10 while optimizer.not_done:
11     config, fidelities = optimizer.next()
12     # e.g. fidelities: { "iterations": 10 }
13
14     result = study.query(config, fidelities)
15     optimizer.update(result)

```

Listing 1: Benchmarking with CATBench

A naive approach could involve an interface that directly calls the TACO and RISE benchmarks using Python subprocesses. However, this method is inefficient due to the high overhead of repeatedly starting and initializing a benchmark for each configuration, including reloading all input datasets, making the process extremely time-consuming.

To overcome this inefficiency, we designed a client-server benchmark setup. By starting the server once, we can initially load the program and datasets, then continuously listen for and execute new configurations, significantly reducing initialization overhead and streamlining the benchmarking process.

The architecture, depicted in Figure 1, builds on the client-server interface concept introduced by HyperMapper [36] and BaCO [26], extending it to a network-oriented protocol. We adopt Google’s RPC framework, *gRPC*, which is well-suited for network communication. With *gRPC*, benchmarks can be implemented in any programming language while maintaining seamless communication with a Python-based optimizer. This decoupling enables deploying benchmarks on separate machines and optimizing them from another machine, as shown in Figure 1. Consequently, this setup allows for creating a scalable server cluster to run benchmarks and distribute tasks across machines.

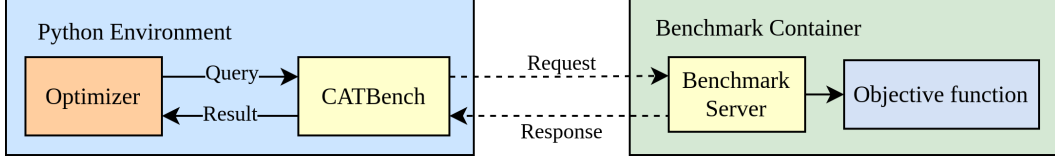


Figure 1: The CATBench network-based client-server model.

CATBench provides surrogate models of the benchmarks for quick prototyping and piloting. These surrogate models enable preliminary testing and optimization without requiring specific GPUs or CPUs, and can soften particular requirements of the real benchmark. The surrogates aim to provide value in early stages of development, when computational resources may be limited, or quick iterations are needed to inform decisions on algorithm design. We employ Docker containers to encapsulate benchmarking tools and their dependencies, ensuring consistency and reproducibility across diverse environments. This approach effectively enables the user to easily set up an environment that mitigates software version conflicts and system incompatibilities, ensuring reliable and comparable results. This approach, akin to the NASBench work [61] in the context of NAS, is outlined in App. A.

3.2 Benchmark Characteristics

Table 2 provides a detailed overview of the benchmarks included in CATBench. The table presents key characteristics and statistics of each benchmark, allowing for a comprehensive understanding of their complexity and optimization challenges. The benchmarks are categorized into two groups based on the types of hardware, tasks, and the compiler used: The TACO tasks, which are based on the Tensor Algebra Compiler (TACO) [30] and address the optimization of computations made on the CPU, and RISE/ELEVATE [49], which are based on the RISE data parallel language and its optimization strategy language ELEVATE and address computations made on the GPU. Apart from the types of programs in each group of benchmarks, the groups of benchmarks additionally differ in their search spaces, number of objectives, fidelities, and constraint characteristics.

Group	Benchmark	Params	M	D	F	$ \mathcal{V} \subseteq \mathcal{S} $	$\frac{ \mathcal{V} }{ \mathcal{S} }$	Cons.	Hardware
RISE	GEMM	O	3	10	4	$156 \cdot 10^6$	1.34%	K/H	GPU
	Asum	O	3	5	4	$61.7 \cdot 10^3$	4.80%	K	GPU
	Kmeans	O	3	4	4	$3.62 \cdot 10^3$	24.70%	K/H	GPU
	Scal	O	3	7	4	$4.24 \cdot 10^6$	10.70%	K/H	GPU
	Stencil	O	3	4	4	$3.64 \cdot 10^3$	24.90%	K	GPU
TACO	SpMM	OCP	2	8	2	$310 \cdot 10^3$	5.40%	K	CPU
	SpMV	OCP	2	9	2	$14.2 \cdot 10^6$	10.69%	K	CPU
	SDDMM	OCP	2	8	2	$576 \cdot 10^6$	3.71%	K	CPU
	TTV	OCP	2	9	2	$17.8 \cdot 10^6$	21.20%	K/H	CPU
	MTTKRP	OCP	2	8	2	$5.87 \cdot 10^6$	19.70%	K	CPU

Table 2: Properties of each benchmark in CATBench. In order, left to right: Exposed parameter types (O=ordinal, C=categorical, P=permutations), number of exposed objectives M , input dimensionality D , number of fidelity dimensions F , number of known valid configurations $|\mathcal{V} \subseteq \mathcal{S}|$, ratio of known valid configurations $\frac{|\mathcal{V}|}{|\mathcal{S}|}$, and the types of constraints included (K=known, H=hidden).

3.2.1 TACO

The TACO benchmarks focus on sparse matrix, vector, and tensor computations on the CPU. The benchmarks include sparse matrix multiplication (SpMM), sparse matrix-vector multiplication (SpMV), sampled dense-dense matrix multiplication (SDDMM), tensor times vector (TTV), and matricized tensor times Khatri-Rao product (MTTKRP). The search spaces involve ordinal, categorical, and permutation parameters, with known and unknown constraints on how the program can be compiled. The objective is to minimize the execution time and the CPU energy consumption of the generated code. TACO is a compiler written in C++ that generates, compiles, and runs a C

program to solve the tensor algebra expression based on the input configuration provided by the user. The optimal choice of values for these optimization parameters will vary based on the specific hardware architecture details of the CPU that the program is running on. See Section B.1 for more details on the TACO benchmarks.

The TACO benchmarks are characterized by a mix of ordinal, categorical, and permutation parameters. They have relatively larger search space sizes and a higher percentage of valid configurations. The TACO benchmarks also feature known constraints. Compared with the TACO benchmarks from BaCO [26] we have extended the search space with two new parameters, added four multi-fidelity parameters, and added CPU energy as an additional objective.

3.2.2 RISE/ELEVATE

The RISE/ELEVATE benchmarks are derived from the RISE/ELEVATE [49] compiler framework. The RISE programming language and ELEVATE configuration language specify how the framework should generate an optimized GPU OpenCL kernel. The benchmarks cover dense linear algebra (GEMM, Asum, Scal), clustering (Kmeans), and stencil computations (Stencil). The objectives are to minimize execution time of the generated code on the GPU, while minimizing energy on the CPU, the GPU, or both. See Section B.2 for details the benchmark computations. The benchmarks involve ordinal parameters and have a relatively low percentage of valid configurations due to substantial known and hidden constraints. The search spaces involve a mix of ordinal and continuous parameters, with known as well as hidden constraints, which are exposed when a configuration is queried. These benchmarks have moderate search space sizes and multiple fidelity dimensions.

3.2.3 Multi-fidelity and Multi-objective Benchmarks

Multi-fidelity Evaluation As the evaluations of both energy usage and runtime of compiled programs are typically subject to substantial noise, it is conventional to evaluate a configuration tens of times and use the average (median or mean) observation for optimization purposes. Moreover, there is an additional option to repeat runs several times, where the cache is cleared before re-evaluation to eliminate a source of bias. After evaluation, transitory background noise might appear from periodic background disturbances. To counteract these events, we allow the user to specify the wait time between benchmark repeats. Finally, we also allow for the control of the wait period after the benchmarking is finished before a new configuration may start. This process exposes four fidelity parameters: the number of iterations of the compute the kernel, the re-evaluations after the cache is cleared, waits between repeats, and a wait after evaluation. All benchmarks in CATBench support multi-fidelity evaluation along multiple dimensions, to facilitate additionally complex cost-efficient optimization. The number of fidelity dimensions are displayed in the F column of Table 2.

Multi-Objective Evaluations All benchmarks in CATBench are amenable to multiple optimization objectives, where the objectives display varying degrees of conflict, as visualized in Figure 6. The exposed objectives are program runtime and energy usage. The "Obj" column in Table 2 indicates the number of objectives for each benchmark.

3.2.4 Variability Across Hardware

The optimal compiler configuration varies with different hardware, making each hardware effectively a new CATBench benchmark. As shown in Figure 4, we illustrate this by running a set of configurations on three tasks, SpMV, SDDMM and Stencil, and plotting the distribution of output values. The output values' distribution varies between tasks and indicates that the tasks are similar but not identical. This demonstrates CATBench's utility in a transfer learning context: practitioners can optimize tasks on one hardware and use transfer learning to warm-start optimization on other models.

Benchmark variability necessitates running all algorithms on the same hardware during an optimization round to ensure consistency. Additionally, CATBench benchmarks are influenced by hardware conditions, such as operational temperature, affecting performance. Significant evaluations should be conducted on managed compute clusters to minimize external factors. Since performance evaluations on real hardware are inherently noisy and environment-dependent, CATBench provides surrogate tasks to model the underlying objective for reproducibility in controlled settings.

Benchmark	CPU/GPU	#Cores	Memory	Figure Labels
TACO	2x Intel Xeon E5-2630 v4	2×10	128 GB DDR4	XeonE5
	2x Intel Xeon Gold 6242	2×16	768 GB DDR4	XeonG
	2x AMD Epyc 7742	2×64	256 GB DDR4	Epyc
RISE/ELEVATE	Nvidia Titan RTX	4608	24 GB GDDR6	TitanV / TV
	Nvidia Titan V	5120	12 GB HBM2	RTXTitan / RTX

Table 3: Hardware Specifications for TACO and RISE/ELEVATE Benchmarks.

4 Results

We now assess various properties of CATBench. We demonstrate the performance of various optimization algorithms on the CATBench, in a single-objective context on TACO, and for multiple objectives on RISE/ELEVATE. We evaluate three optimization algorithms: BaCO, NSGA-II, and Random Search. To provide a diverse display, the TACO benchmarks focus on single-objective optimization for compute time, whereas for the RISE/ELEVATE benchmarks, we perform multi-objective optimization considering both compute time and GPU energy consumption. We assess variability across hardware for three tasks and analyze feature importance for the Stencil and SPMM benchmark. Lastly, we provide insight on multi-objective components of CATBench. Table 3 outlines hardware specifications used for our experiments, which dictates the characteristics of the benchmarks.

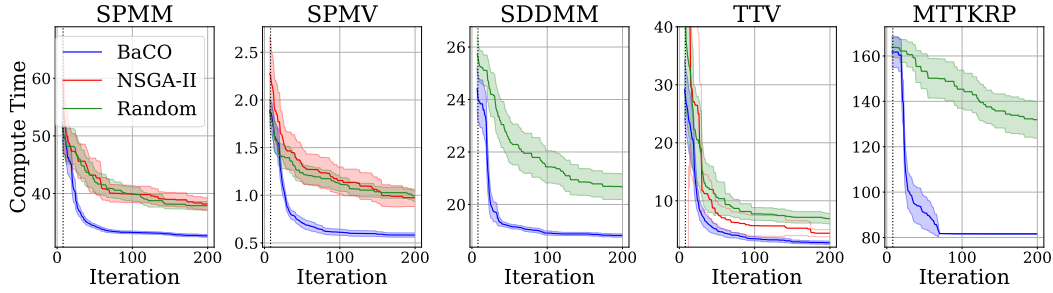


Figure 2: Minimum average compute time including two standard errors per optimization algorithm on the TACO optimization tasks on XeonE5. BaCO substantially outperforms non-BO algorithms. NSGA-2 encountered numerical errors on SDDMM and MTTKRP.

4.1 Optimization Results

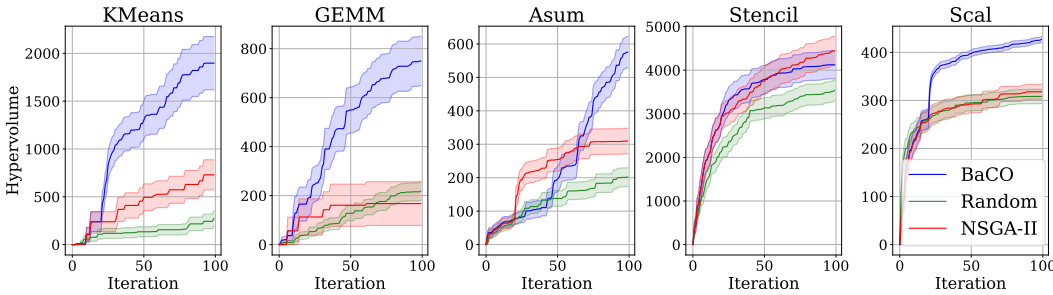


Figure 3: Hypervolume improvement on compute time and GPU energy consumption from a reference point, including two standard errors per optimization algorithm on the RISE/ELEVATE optimization tasks on RTXTitan. BaCO substantially outperforms non-BO algorithms.

We evaluate the optimization performance of three algorithms, BaCO, NSGA-II and Random Search on CATBench. For the TACO results in Figure 2 we run single-objective optimization on the compute time of the kernels. For our RISE/ELEVATE benchmarks we run multi-objective optimization with compute time and GPU energy consumption as seen in Figure 3. Here, BaCO significantly

outperforms the non-BO algorithms, with NSGA-II encountering numerical errors on SDDMM and MTTKRP. For the RISE/ELEVATE benchmarks, we perform multi-objective optimization considering both compute time and GPU energy consumption. Figure 6 illustrates that BaCO also substantially outperforms the other algorithms in this context, in all tasks but Stencil.

4.2 Understanding the CATBench Benchmarks

Variability Across Hardware We evaluate the variability across hardware for three tasks to assess the general variation, and assess the potential for CATBench in the context of meta-learning. In Figure 4, we plot the empirical PDF for the computational speedup for three tasks: The two TACO tasks SpMV and SDDMM, and the RISE/ELEVATE task Stencil. For the TACO tasks, we run a fixed-seed random search for 5000 iterations on three different types of hardware as specified in Table 3. As displayed in the figure, tuning these application can deliver a 10x improvement in performance from a non-tuned application.

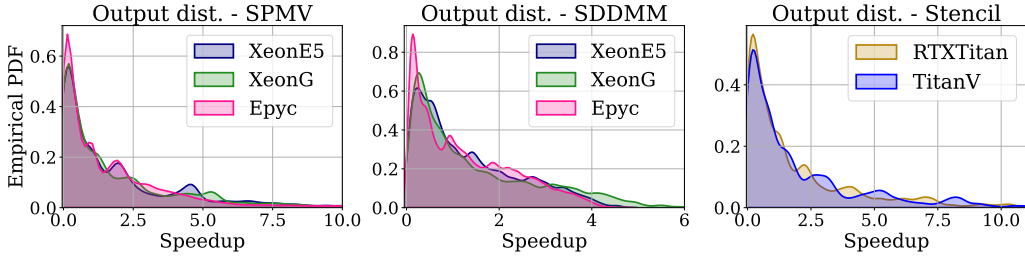


Figure 4: Empirical density of speedups for SPMV, SDDMM and Stencil for three and two sets of hardware, respectively. The distribution of output is similar across tasks, suggesting that a change in hardware yields a similar, albeit not identical task.

Feature Importance Many of the CATBench compilers have similar search spaces, but their characteristics may vary substantially. In Figure 5, the permutation feature importance for both objectives on the Stencil benchmark run on an TitanRTX (RTX) and a TitanV (TV) and the same metric for compute time of the SPMM benchmark across hardware. Some parameters, like the *omp_num_threads* for SPMM, and the *tuned_gs0* and *tuned_gs1* for Stencil, have substantially varying feature importance, and the benchmarks are moderately sparse in the number of high-impact dimensions.

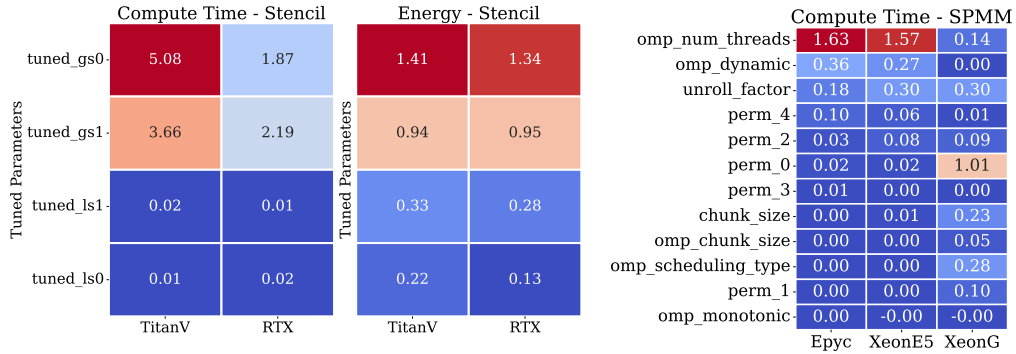


Figure 5: (left) Feature importance for both objectives on the Stencil benchmark run on an TitanRTX (RTX) and a TitanV (TV). (right) Feature importance for compute time for the SPMM benchmark across hardware. The *omp_num_threads* parameter is the most important on both Epyc and XeonE5, while only marginally impactful when run on XeonG. While all objectives are fairly sparse, the feature importances can vary substantially between hardware.

Multi-Objective Trade-offs Figure 6 highlight the multi-objective trade-offs that CATBench exposes by displaying approximate trade-offs between the two objectives, runtime and energy consumption.

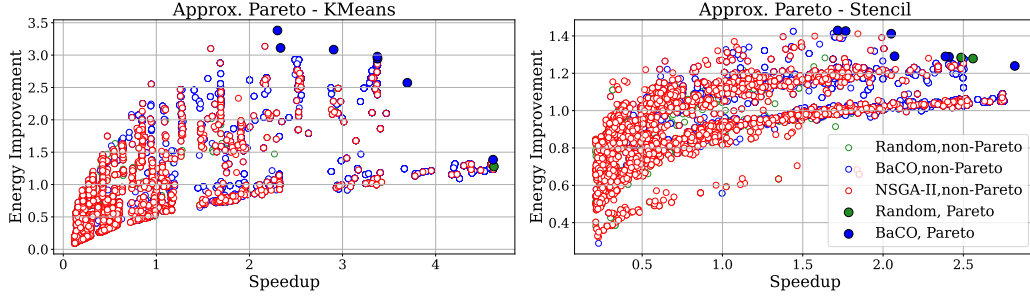


Figure 6: Computational speedup and energy efficiency for all explored configurations on the Kmeans and Stencil benchmarks. The objectives display moderate correlation, and Pareto front configurations exhibit various trade-offs in computational speed-up.

tion, for the two RISE tasks KMeans and Stencil. The two objectives are moderately correlated for lower-performing configurations, yet produces a broad Pareto front with diverse characteristics.

5 Conclusion

We introduce CATBench, a comprehensive benchmarking suite for evaluating Bayesian optimization algorithms in compiler autotuning. CATBench features a diverse set of benchmarks derived from real-world applications, covering various domains, hardware platforms, and optimization challenges. These benchmarks are selected to reflect the unique characteristics of compiler autotuning tasks. Simultaneously, CATBench offers a novel set of challenging tasks to Bayesian optimization through exotic search spaces, multi-objective and multi-fidelity evaluations, and transfer learning capabilities. By providing a standardized set of benchmarks and a unified evaluation interface, CATBench enables fair comparison reproducibility, while enabling accelerated progress towards more efficient and effective autotuning methods.

CATBench aims to be a valuable resource for researchers and practitioners, enabling the development and evaluation of novel algorithms, identifying strengths and weaknesses of existing methods, and assessing the impact of different design choices. Future work includes expanding CATBench with additional benchmarks from emerging domains, incorporating new performance metrics, and establishing a public leaderboard and repository of state-of-the-art results akin to DAWNBench [6].

6 Acknowledgements

Luigi Nardi was supported in part by affiliate members and other supporters of the Stanford DAWN project — Ant Financial, Facebook, Google, Intel, Microsoft, NEC, SAP, Teradata, and VMware. Carl Hvarfner and Luigi Nardi were partially supported by the Wallenberg AI, Autonomous Systems and Software Program (WASP) funded by the Knut and Alice Wallenberg Foundation. Luigi Nardi was partially supported by the Wallenberg Launch Pad (WALP) grant Dnr 2021.0348. The experiments were performed on resources provided by Sigma2 — the National Infrastructure for High-Performance Computing and Data Storage in Norway, as well as the IDUN [44] computing cluster at NTNU.

References

- [1] Jason Ansel, Shoaib Kamil, Kalyan Veeramachaneni, Jonathan Ragan-Kelley, Jeffrey Bosboom, Una-May O’Reilly, and Saman Amarasinghe. OpenTuner: an extensible framework for program autotuning. In *Proceedings of the 23rd international conference on Parallel architectures and compilation*, PACT ’14, pages 303–316, New York, NY, USA, August 2014. Association for Computing Machinery.
- [2] Amir H. Ashouri, William Killian, John Cavazos, Gianluca Palermo, and Cristina Silvano. A Survey on Compiler Autotuning using Machine Learning. *ACM Computing Surveys*, 51(5):1–42, September 2018.

- [3] Adam D. Bull. Convergence rates of efficient global optimization algorithms. 12:2879–2904, 2011.
- [4] Younghyun Cho, James W. Demmel, Jacob King, Xiaoye S. Li, Yang Liu, and Hengrui Luo. Harnessing the crowd for autotuning high-performance computing applications. In *2023 IEEE International Parallel and Distributed Processing Symposium (IPDPS)*, pages 635–645. IEEE.
- [5] R. Clint Whaley, Antoine Petit, and Jack J. Dongarra. Automated empirical optimizations of software and the ATLAS project. *Parallel Computing*, 27(1):3–35, January 2001.
- [6] Cody Coleman, Deepak Narayanan, Daniel Kang, Tian Zhao, Jian Zhang, Luigi Nardi, Peter Bailis, Kunle Olukotun, Chris Ré, and Matei Zaharia. Dawnbench: An end-to-end deep learning benchmark and competition. *Training*, 100(101):102, 2017.
- [7] Chris Cummins, Bram Wasti, Jiadong Guo, Brandon Cui, Jason Ansel, Sahir Gomez, Somya Jain, Jia Liu, Olivier Teytaud, Benoit Steiner, Yuandong Tian, and Hugh Leather. CompilerGym: Robust, Performant Compiler Optimization Environments for AI Research. *arXiv:2109.08267 [cs]*, December 2021. arXiv: 2109.08267.
- [8] Samuel Daulton, Xingchen Wan, David Eriksson, Maximilian Balandat, Michael A Osborne, and Eytan Bakshy. Bayesian optimization over discrete and mixed spaces via probabilistic reparameterization. In S. Koyejo, S. Mohamed, A. Agarwal, D. Belgrave, K. Cho, and A. Oh, editors, *Advances in Neural Information Processing Systems*, volume 35, pages 12760–12774. Curran Associates, Inc., 2022.
- [9] K. Deb, A. Pratap, S. Agarwal, and T. Meyarivan. A fast and elitist multiobjective genetic algorithm: Nsga-ii. *IEEE Transactions on Evolutionary Computation*, 6(2):182–197, 2002.
- [10] Aryan Deshwal, Sebastian Ament, Maximilian Balandat, Eytan Bakshy, Janardhan Rao Doppa, and David Eriksson. Bayesian optimization over high-dimensional combinatorial spaces via dictionary-based embeddings. In Francisco Ruiz, Jennifer Dy, and Jan-Willem van de Meent, editors, *Proceedings of The 26th International Conference on Artificial Intelligence and Statistics*, volume 206 of *Proceedings of Machine Learning Research*, pages 7021–7039. PMLR, 25–27 Apr 2023.
- [11] Aryan Deshwal, Syrine Belakaria, Janardhan Rao Doppa, and Dae Hyun Kim. Bayesian optimization over permutation spaces. *Proceedings of the AAAI Conference on Artificial Intelligence*, 36(6):6515–6523, Jun. 2022.
- [12] Xuanyi Dong and Yi Yang. Nas-bench-201: Extending the scope of reproducible neural architecture search. In *International Conference on Learning Representations (ICLR)*, 2020.
- [13] Kamil Dreczkowski, Antoine Grosnit, and Haitham Bou Ammar. Framework and benchmarks for combinatorial and mixed-variable bayesian optimization. In *Thirty-seventh Conference on Neural Information Processing Systems Datasets and Benchmarks Track*, 2023.
- [14] Katharina Eggersperger, Philipp Müller, Neeratyoy Mallik, Matthias Feurer, René Sass, Aaron Klein, Noor Awad, Marius Lindauer, and Frank Hutter. HPOBench: A Collection of Reproducible Multi-Fidelity Benchmark Problems for HPO, October 2022. arXiv:2109.06716 [cs].
- [15] Adel Ejeh, Leon Medvinsky, Aaron Councilman, Hemang Nehra, Suraj Sharma, Vikram Adve, Luigi Nardi, Eriko Nurvitadhi, and Rob A Rutenbar. Hpv2fpga: Enabling true hardware-agnostic fpga programming. In *Proceedings of the 33rd IEEE International Conference on Application-specific Systems, Architectures, and Processors*, 2022.
- [16] David Eriksson and Martin Jankowiak. High-dimensional Bayesian optimization with sparse axis-aligned subspaces. In Cassio de Campos and Marloes H. Maathuis, editors, *Proceedings of the Thirty-Seventh Conference on Uncertainty in Artificial Intelligence*, volume 161 of *Proceedings of Machine Learning Research*, pages 493–503. PMLR, 27–30 Jul 2021.

- [17] David Eriksson, Michael Pearce, Jacob Gardner, Ryan D Turner, and Matthias Poloczek. Scalable global optimization via local bayesian optimization. In H. Wallach, H. Larochelle, A. Beygelzimer, F. d'Alché-Buc, E. Fox, and R. Garnett, editors, *Advances in Neural Information Processing Systems*, volume 32. Curran Associates, Inc., 2019.
- [18] P. I. Frazier. A tutorial on bayesian optimization. *arXiv preprint arXiv:1807.02811*, 2018.
- [19] Jacob Gardner, Matt Kusner, Xu Zhixiang, Kilian Weinberger, and John Cunningham. Bayesian optimization with inequality constraints. In Eric P. Xing and Tony Jebara, editors, *Proceedings of the 31st International Conference on Machine Learning*, volume 32 of *Proceedings of Machine Learning Research*, pages 937–945, Beijing, China, 22–24 Jun 2014. PMLR.
- [20] Roman Garnett. *Bayesian Optimization*. Cambridge University Press, 2023. to appear.
- [21] Eduardo C. Garrido-Merchán and Daniel Hernández-Lobato. Dealing with categorical and integer-valued variables in Bayesian Optimization with Gaussian processes. *Neurocomputing*, 380:20–35, March 2020.
- [22] Michael A. Gelbart, Jasper Snoek, and Ryan P. Adams. Bayesian optimization with unknown constraints, 2014.
- [23] Scott Grauer-Gray, Lifan Xu, Robert Searles, Sudhee Ayalasomayajula, and John Cavazos. Auto-tuning a high-level language targeted to gpu codes. In *2012 Innovative Parallel Computing (InPar)*, pages 1–10, 2012.
- [24] Ryan-Rhys Griffiths and José Miguel Hernández-Lobato. Constrained bayesian optimization for automatic chemical design using variational autoencoders. *Chemical Science*, 2020.
- [25] Nikolaus Hansen and Andreas Ostermeier. Completely derandomized self-adaptation in evolution strategies. *Evolutionary Computation*, 9(2):159–195, 2001.
- [26] Erik Hellsten, Artur Souza, Johannes Lenfers, Rubens Lacouture, Olivia Hsu, Adel Ejeh, Fredrik Kjolstad, Michel Steuwer, Kunle Olukotun, and Luigi Nardi. BaCO: A Fast and Portable Bayesian Compiler Optimization Framework. December 2022.
- [27] Frank Hutter, Holger H. Hoos, and Kevin Leyton-Brown. Sequential Model-Based Optimization for General Algorithm Configuration. In Carlos A. Coello Coello, editor, *Learning and Intelligent Optimization*, Lecture Notes in Computer Science, pages 507–523, Berlin, Heidelberg, 2011. Springer.
- [28] Carl Hvarfner, Danny Stoll, Artur Souza, Marius Lindauer, Frank Hutter, and Luigi Nardi. PiBO: Augmenting Acquisition Functions with User Beliefs for Bayesian Optimization. In *International Conference on Learning Representations*, 2022.
- [29] D. Jones, M. Schonlau, and W. Welch. Efficient global optimization of expensive black-box functions. *Journal of Global Optimization*, 13:455–492, 12 1998.
- [30] Fredrik Kjolstad, Stephen Chou, David Lugato, Shoaib Kamil, and Saman Amarasinghe. Taco: A tool to generate tensor algebra kernels. In *2017 32nd IEEE/ACM International Conference on Automated Software Engineering (ASE)*, pages 943–948, Urbana, IL, October 2017. IEEE.
- [31] Aaron Klein, Zhenwen Dai, Frank Hutter, Neil Lawrence, and Javier Gonzalez. Meta-surrogate benchmarking for hyperparameter optimization. In H. Wallach, H. Larochelle, A. Beygelzimer, F. d'Alché-Buc, E. Fox, and R. Garnett, editors, *Advances in Neural Information Processing Systems*, volume 32. Curran Associates, Inc., 2019.
- [32] Marius Lindauer, Katharina Eggensperger, Matthias Feurer, André Biedenkapp, Difan Deng, Carolin Benjamins, Tim Ruhkopf, René Sass, and Frank Hutter. Smac3: A versatile bayesian optimization package for hyperparameter optimization. *Journal of Machine Learning Research*, 23(54):1–9, 2022.
- [33] Yang Liu, Wissam M. Sid-Lakhdar, Osni Marques, Xinran Zhu, Chang Meng, James W. Demmel, and Xiaoye S. Li. GPTune: multitask learning for autotuning exascale applications. In *Proceedings of the 26th ACM SIGPLAN Symposium on Principles and Practice of Parallel Programming*, pages 234–246. ACM.

- [34] Natalie Maus, Haydn Jones, Juston Moore, Matt J Kusner, John Bradshaw, and Jacob Gardner. Local latent space bayesian optimization over structured inputs. In S. Koyejo, S. Mohamed, A. Agarwal, D. Belgrave, K. Cho, and A. Oh, editors, *Advances in Neural Information Processing Systems*, volume 35, pages 34505–34518. Curran Associates, Inc., 2022.
- [35] J. Mockus, V. Tiesis, and A. Zilinskas. The application of Bayesian methods for seeking the extremum. *Towards Global Optimization*, 2(117-129):2, 1978.
- [36] L. Nardi, D. Koeplinger, and K. Olukotun. Practical design space exploration. In *2019 IEEE 27th International Symposium on Modeling, Analysis, and Simulation of Computer and Telecommunication Systems (MASCOTS)*, pages 347–358. IEEE, 2019.
- [37] Changyong Oh, Roberto Bondesan, Efstratios Gavves, and Max Welling. Batch bayesian optimization on permutations using the acquisition weighted kernel. In Alice H. Oh, Alekh Agarwal, Danielle Belgrave, and Kyunghyun Cho, editors, *Advances in Neural Information Processing Systems*, 2022.
- [38] Changyong Oh, Jakub Tomczak, Efstratios Gavves, and Max Welling. Combinatorial bayesian optimization using the graph cartesian product. In H. Wallach, H. Larochelle, A. Beygelzimer, F. d'Alché-Buc, E. Fox, and R. Garnett, editors, *Advances in Neural Information Processing Systems*, volume 32. Curran Associates, Inc., 2019.
- [39] Leonard Papenmeier, Luigi Nardi, and Matthias Poloczek. Bounce: a Reliable Bayesian Optimization Algorithm for Combinatorial and Mixed Spaces. *arXiv preprint arXiv:2307.00618*, 2023.
- [40] Filip Petrovič, David Střelák, Jana Hozzová, Jaroslav Ol’ha, Richard Trembecký, Siegfried Benkner, and Jiří Filipovič. A benchmark set of highly-efficient cuda and opencl kernels and its dynamic autotuning with kernel tuning toolkit. *Future Generation Computer Systems*, 108:161–177, 2020.
- [41] Binxin Ru, Ahsan S Alvi, Vu Nguyen, Michael A Osborne, and Stephen J Roberts. Bayesian optimisation over multiple continuous and categorical inputs. *arXiv preprint arXiv:1906.08878*, 2019.
- [42] Binxin Ru, Xingchen Wan, Xiaowen Dong, and Michael Osborne. Interpretable neural architecture search via bayesian optimisation with weisfeiler-lehman kernels. *arXiv preprint arXiv:2006.07556*, 2020.
- [43] Richard Schoonhoven, Bram Veenboer, Ben Van Werkhoven, and K. Joost Batenburg. Going green: optimizing GPUs for energy efficiency through model-steered auto-tuning. In *2022 IEEE/ACM International Workshop on Performance Modeling, Benchmarking and Simulation of High Performance Computer Systems (PMBS)*, pages 48–59.
- [44] Magnus Själander, Magnus Jahre, Gunnar Tufte, and Nico Reissmann. EPIC: An Energy-Efficient, High-Performance GPGPU Computing Research Infrastructure. *arXiv:1912.05848 [cs]*, December 2020. arXiv: 1912.05848.
- [45] Jasper Snoek, Hugo Larochelle, and Ryan P Adams. Practical Bayesian Optimization of Machine Learning Algorithms. In F. Pereira, C. J. C. Burges, L. Bottou, and K. Q. Weinberger, editors, *Advances in Neural Information Processing Systems 25*, pages 2951–2959. Curran Associates, Inc., 2012.
- [46] N. Srinivas, A. Krause, S. Kakade, and M. Seeger. Gaussian process optimization in the bandit setting: No regret and experimental design. In *Proceedings of the 27th International Conference on Machine Learning*, pages 1015–1022, 2010.
- [47] N. Srinivas, A. Krause, S. M. Kakade, and M. W. Seeger. Information-theoretic regret bounds for gaussian process optimization in the bandit setting. *IEEE Transactions on Information Theory*, 58(5):3250–3265, May 2012.
- [48] Samuel Stanton, Wesley Maddox, Nate Gruver, Phillip Maffettone, Emily Delaney, Peyton Greenside, and Andrew Gordon Wilson. Accelerating bayesian optimization for biological sequence design with denoising autoencoders. *arXiv preprint arXiv:2203.12742*, 2022.

- [49] Michel Steuwer, T. Koehler, Bastian Kopcke, and Federico Pizzuti. RISE & shine: Language-oriented compiler design.
- [50] Ingunn Sund, Knut A. Kirkhorn, Jacob O. Tørring, and Anne C. Elster. BAT: A Benchmark suite for AutoTuners. *Norsk IKT-konferanse for forskning og utdanning*, (1):44–57, November 2021. Number: 1.
- [51] W. Thompson. On the likelihood that one unknown probability exceeds another in view of the evidence of two samples. *Biometrika*, 25(3/4):285–294, 1933.
- [52] Jacob O. Tørring, Jan Christian Meyer, and Anne C. Elster. Autotuning Benchmarking Techniques: A Roofline Model Case Study. In *2021 IEEE International Parallel and Distributed Processing Symposium Workshops (IPDPSW)*, pages 806–815, June 2021.
- [53] Jacob O Tørring and Anne C. Elster. Analyzing Search Techniques for Autotuning Image-based GPU Kernels: The Impact of Sample Sizes. In *2022 IEEE International Parallel and Distributed Processing Symposium Workshops (IPDPSW)*, pages 972–981, May 2022.
- [54] Jacob O. Tørring, Ben van Werkhoven, Filip Petrovč, Floris-Jan Willemsen, Jiří Filipovič, and Anne C. Elster. Towards a Benchmarking Suite for Kernel Tuners. In *2023 IEEE International Parallel and Distributed Processing Symposium Workshops (IPDPSW)*, pages 724–733, May 2023.
- [55] Xingchen Wan, Vu Nguyen, Huong Ha, Binxin Ru, Cong Lu, and Michael A Osborne. Think global and act local: Bayesian optimisation over high-dimensional categorical and mixed search spaces. *International Conference on Machine Learning (ICML)* 38, 2021.
- [56] Floris-Jan Willemsen, Richard Schoonhoven, Jiří Filipovič, Jacob O. Tørring, Rob van Nieuwpoort, and Ben van Werkhoven. A methodology for comparing optimization algorithms for auto-tuning. 159:489–504.
- [57] Floris-Jan Willemsen, Rob van Nieuwpoort, and Ben van Werkhoven. Bayesian Optimization for auto-tuning GPU kernels. In *2021 International Workshop on Performance Modeling, Benchmarking and Simulation of High Performance Computer Systems (PMBS)*, pages 106–117, November 2021.
- [58] Xingfu Wu, Prasanna Balaprakash, Michael Kruse, Jaehoon Koo, Brice Videau, Paul Hovland, Valerie Taylor, Brad Geltz, Siddhartha Jana, and Mary Hall. ytopt: Autotuning scientific applications for energy efficiency at large scales. *arXiv preprint arXiv:2303.16245*, 2023.
- [59] Xingfu Wu, Michael Kruse, Prasanna Balaprakash, Hal Finkel, Paul Hovland, Valerie Taylor, and Mary Hall. Autotuning polybench benchmarks with llvm clang/polly loop optimization pragmas using bayesian optimization. In *2020 IEEE/ACM Performance Modeling, Benchmarking and Simulation of High Performance Computer Systems (PMBS)*, pages 61–70, 2020.
- [60] Chris Ying, Aaron Klein, Eric Christiansen, Esteban Real, Kevin Murphy, and Frank Hutter. NAS-bench-101: Towards reproducible neural architecture search. In Kamalika Chaudhuri and Ruslan Salakhutdinov, editors, *Proceedings of the 36th International Conference on Machine Learning*, volume 97 of *Proceedings of Machine Learning Research*, pages 7105–7114, Long Beach, California, USA, 09–15 Jun 2019. PMLR.
- [61] Chris Ying, Aaron Klein, Eric Christiansen, Esteban Real, Kevin Murphy, and Frank Hutter. Nas-bench-101: Towards reproducible neural architecture search. In *International conference on machine learning*, pages 7105–7114. PMLR, 2019.
- [62] Arber Zela, Julien Niklas Siems, Lucas Zimmer, Jovita Lukasik, Margret Keuper, and Frank Hutter. Surrogate NAS benchmarks: Going beyond the limited search spaces of tabular NAS benchmarks. In *International Conference on Learning Representations*, 2022.
- [63] Kenan Šehić, Alexandre Gramfort, Joseph Salmon, and Luigi Nardi. LassoBench: A High-Dimensional Hyperparameter Optimization Benchmark Suite for Lasso, June 2022. arXiv:2111.02790 [cs].

A Surrogate Models

For a subset of benchmarks, we provide surrogate models to aid in algorithm development. The surrogates are CatBoost models that are trained on a large dataset, accumulated throughout our experimentation phase of the benchmarks. In Fig. 7, we show the R2-scores as a measure of prediction quality for all surrogates on the included tasks. Prediction errors are generally low, with the primary exceptions being TTV and MTTKRP. On Stencil, predictions are perfect, which can be attributed to the small search space. Notably, the surrogates do not enforce neither hidden nor known constraints, as they are able to predict the values of otherwise infeasible configurations. As such, the surrogate tasks are practical for developing an algorithm one component at a time.

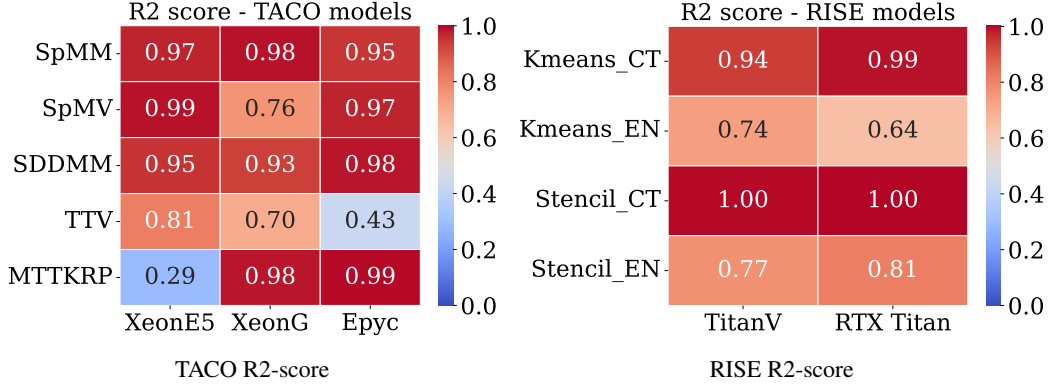


Figure 7: R2 scores on all tasks for which CatBoost surrogates are provided. Scores are generally high, with notable exceptions in TTV and MTTKRP on specific hardware.

B Benchmark Details

B.1 TACO

The TACO benchmarks are based on the Tensor Algebra Compiler (TACO) [30] and focus on sparse tensor computations. The benchmarks include sparse matrix multiplication (SpMM), sparse matrix-vector multiplication (SpMV), sampled dense-dense matrix multiplication (SDDMM), tensor times vector (TTV), and matricized tensor times Khatri-Rao product (MTTKRP). The search spaces involve ordinal, categorical, and permutation parameters, with known constraints. The objective is to minimize the execution time of the generated code on CPUs.

The TACO benchmarks in CATBench focus on sparse tensor computations and are derived from TACO [30]. These benchmarks include:

Benchmark	Computation	Comment
SpMM	$A_{ij} = B_{ik}C_{kj}$	B sparse, C dense
SpMV	$y_i = B_{ij}x_j + z_i$	B sparse, x, z dense
SDDMM	$A_{ij} = B_{ij}C_{ik}D_{kj}$	B sparse, C, D dense
MTTKRP	$A_{ij} = \mathcal{X}_{ikl}D_{lj}C_{kj}$	\mathcal{X} sparse, C, D dense
TTV	$A_{ij} = \mathcal{X}_{ijk}z_k$	\mathcal{X} sparse, z dense

Table 4: Executed computation by each program in the TACO tasks of CATBench. Each benchmark involves fundamental operations of ML algorithms, such as sparse matrix multiplication or tensor-vector multiplication. Upper-case variables denote matrices, lower-case denote vectors, and curly variables denote tensors. Indices i, j, k and l are iterated through according to the size of the matrix.

Sparse Matrix Multiplication (SpMM): The SpMM operation computes the product of a sparse matrix A and a dense matrix B , resulting in a dense matrix C . It can be expressed as:

$$C_{ij} = \sum_k A_{ik}B_{kj} \quad (1)$$

Benchmark	Computation	Comment
Asum	$\sum_{i=1}^n x_i $	x dense
GEMM	$C_{ij} = \sum_k C_{ik} D_{kj}$	C, D dense
Scal	$x_i \leftarrow \alpha x_i$	x_i dense, α scalar
Stencil	$A_{i,j} = w_c C_{i,j} + w_n C_{i-1,j} + w_s C_{i+1,j} + w_w C_{i,j-1} + w_e C_{i,j+1}$	C dense, w 5-tuple
Kmeans	$\sum_{i=1}^K \sum_{x \in C_i} \ x - \mu_i\ ^2$	See Appendix B.2

Table 5: Executed computation by each program in the RISE/ELEVATE tasks of CATBench. Benchmarks involve a combination of elementary operations and prominent ML algorithms. Upper-case variables denote matrices, lower-case denote vectors, and curly variables denote tensors. Indices i, j and k are iterated through according to the size of the matrix.

Sparse Matrix-Vector Multiplication (SpMV): The SpMV operation computes the product of a sparse matrix A and a dense vector x , resulting in a dense vector y . It can be expressed as:

$$y_i = \sum_j A_{ij} x_j \quad (2)$$

Sampled Dense-Dense Matrix Multiplication (SDDMM): The SDDMM operation computes the element-wise product of two dense matrices C and D , and then multiplies the result with a sparse matrix B . It can be expressed as:

$$A_{ij} = \sum_k B_{ij} C_{ik} D_{kj} \quad (3)$$

Tensor Times Vector (TTV): The TTV operation computes the product of a sparse tensor \mathcal{X} and a dense vector v along a specified mode n . It can be expressed as:

$$\mathcal{Y}_{i_1 \dots i_{n-1} i_{n+1} \dots i_N} = \sum_{i_n} \mathcal{X}_{i_1 \dots i_N} v_{i_n} \quad (4)$$

Matricized Tensor Times Khatri-Rao Product (MTTKRP): The MTTKRP operation is a key computation in tensor decomposition algorithms, such as CP decomposition. It computes the product of a matricized tensor $X_{(n)}$ and the Khatri-Rao product of factor matrices $A^{(1)}, \dots, A^{(N)}$ except $A^{(n)}$. It can be expressed as:

$$M_{(n)} = X_{(n)} (A^{(N)} \odot \dots \odot A^{(n+1)} \odot A^{(n-1)} \odot \dots \odot A^{(1)}) \quad (5)$$

B.2 RISE/ELEVATE

The RISE/ELEVATE benchmarks are derived from the RISE/ELEVATE [49] compiler frameworks. These benchmarks cover, dense linear algebra (GEMM, Asum, Scal), clustering (Kmeans), and stencil computations (Stencil). The search spaces involve ordinal parameters, with known and hidden constraints. The objective is to minimize the execution time of the generated code on CPUs or GPUs.

The RISE/ELEVATE benchmarks in CATBench are derived from the RISE/ELEVATE [49] compiler framework. These benchmarks include:

Matrix Multiplication (GEMM): The GEMM benchmark performs dense matrix multiplication of two matrices A and B , resulting in a matrix C . It can be expressed as:

$$C_{ij} = \sum_k A_{ik} B_{kj} \quad (6)$$

Asum: The Asum benchmark computes the sum of absolute values of elements in a vector x of length n . It can be expressed as:

$$\text{Asum} = \sum_{i=1}^n |x_i| \quad (7)$$

K-means Clustering: The K-means benchmark performs K-means clustering on a set of data points x_1, \dots, x_n . The goal is to partition the data points into K clusters, where each data point belongs to the cluster with the nearest mean. The objective function minimized in K-means clustering is:

$$\sum_{i=1}^K \sum_{x \in C_i} \|x - \mu_i\|^2 \quad (8)$$

where C_i is the set of data points assigned to cluster i , and μ_i is the mean of the data points in cluster i .

Scal: The Scal benchmark scales a vector x of length n by a scalar value α . It can be expressed as:

$$x_i \leftarrow \alpha x_i \quad \forall i \in \{1, \dots, n\} \quad (9)$$

Stencil Computation: The Stencil benchmark performs a stencil computation on a 2D grid A . The value of each cell in the output grid B is computed as a weighted sum of its neighboring cells in the input grid A . For a 5-point stencil, it can be expressed as:

$$B_{i,j} = w_c A_{i,j} + w_n A_{i-1,j} + w_s A_{i+1,j} + w_w A_{i,j-1} + w_e A_{i,j+1} \quad (10)$$

where w_c , w_n , w_s , w_w , and w_e are the stencil weights for the center, north, south, west, and east neighbors, respectively.

C Multi-Objective Results

We additionally visualize the empirical Pareto fronts on the Kmeans, GEMM and Stencil benchmarks. While runtime and speedup are substantially positively correlated, all benchmarks still provide meaningful trade-offs between the two objectives. Most prominently, Kmeans offers very diverse solutions along the Pareto front, suggesting a complex multi-objective optimization task.

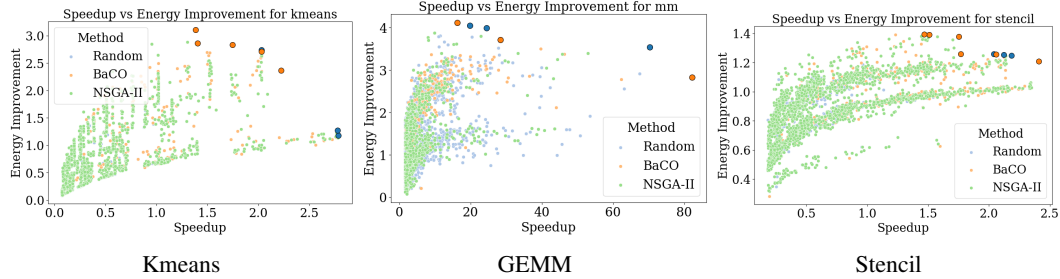


Figure 8: Scatterplot of speedup vs energy efficiency for RISE benchmarks. Pareto fronts are generally diverse, which is most prominently displayed on Kmeans and GEMM. Notably, the speedup factors on GEMM from the median configuration go as high as $80 \times$ the runtime of the median.