

Hybrid Classical-Quantum Simulation of MaxCut using QAOA-in-QAOA

Aniello Esposito*¹ and Tamuz Danzig*²

¹*EMEA Research Lab, Hewlett Packard Enterprise, Basel (Switzerland),*

aniello.esposito@hpe.com

²*Classiq Technologies, Tel Aviv (Israel), tamuz@classiq.io*

August 27, 2024

Abstract

The Quantum approximate optimization algorithm (QAOA) is a leading hybrid classical-quantum algorithm for solving complex combinatorial optimization problems. QAOA-in-QAOA (QAOA²) uses a divide-and-conquer heuristic to solve large-scale Maximum Cut (MaxCut) problems, where many sub-graph problems can be solved in parallel. In this work, an implementation of the QAOA² method for the scalable solution of the MaxCut problem is presented, based on the Classiq platform. The framework is executed on an HPE-Cray EX supercomputer by means of the Message Passing Interface (MPI) and the SLURM workload manager. The limits of the Goemans-Williamson (GW) algorithm as a purely classical alternative to QAOA are investigated to understand if QAOA² could benefit from solving certain sub-graphs classically. Results from large-scale simulations of up to 33 qubits are presented, showing the advantage of QAOA in certain cases and the efficiency of the implementation, as well as the adequacy of the workflow in the preparation of real quantum devices. For the considered graphs, the best choice for the sub-graphs does not significantly improve results and is still outperformed by GW.

Keywords— QAOA, MaxCut, supercomputing, hybrid classical-quantum

* Equal contribution.

Contents

1	Introduction	3
2	Related Work	3
3	Methods	4
3.1	The MaxCut problem	4
3.2	Quantum Approximate Optimization Algorithm	4
3.3	QAOA-in-QAOA	5
3.4	Goemans-Williamson Algorithm	5
3.5	Circuit Synthesis	6
3.6	Workflow Execution	6
4	Results	7
5	Conclusion	11

1 Introduction

Quantum computation (QC) is an active area of research that has attracted key players in academia and industry, primarily due to its potential to solve specific problems much more efficiently than their classical counterparts [1, 2]. However, current Noisy Intermediate-Scale Quantum (NISQ) devices feature a modest number of qubits and useful compute time is limited due to the decoherence [3, 4]. This has driven the development of methods to partition quantum circuits whose components are executed on smaller quantum devices with assistance of classical processing [5–13]. These methods can be roughly subdivided in circuit knitting and entanglement forging and are naturally implemented as hybrid classical-quantum workflows. While quantum devices are expected to perform well for certain problems involving a small amount of data but high complexity, current classical supercomputers continue to serve researchers in areas with data-intensive workloads relying on software tools and infrastructure developed over decades. Therefore, in conjunction with a number of possibly tightly integrated NISQ devices, classical supercomputers would be valuable candidates for the execution of hybrid workflows while sustaining the classical portion of the computation and communication of potentially large data volumes. However, while considerable resources have been invested in quantum circuit simulators to accompany the development of quantum hardware, the investigation of high performance computing (HPC) systems featuring quantum hardware has though driven programming environments [14–17] but other operational aspects such as workflows [18–25] have not received a comparable attention.

This work focuses on the hybrid workflow, which is investigated by means of the SLURM [26] workload manager on a HPE-Cray EX supercomputer which executes quantum circuits on simulated devices. The case study consists of a MaxCut problem, which has gained popularity in the QC community due to its natural mapping to qubit measurement results. The solution can be approximated by the QAOA [27] on quantum devices for general quantum circuit execution [28] or conversely formulated as quadratic unconstrained binary optimization (QUBO) problem and solved with quantum annealers [29]. The most popular classical alternative for approximate solutions is given by the GW algorithm. Partitioning schemes for the MaxCut problem and QAOA have been extensively investigated, either targeting the generated quantum circuit [30, 31] or the original classical graph [32], i.e. QAOA², using a divide-and-conquer heuristic. The latter approach is considered in this work and implemented with the support of the `Classiq` platform [33], being able to synthesize more optimized quantum circuits compared to a manual construction. Circuits are executed with the `aer` simulator [34] using distributed memory parallelism over MPI. This workflow naturally maps to the Multiple-Program-Multiple-Data (MPMD) or heterogeneous jobs paradigm of SLURM. While QAOA² considers only QAOA for the sub-graphs, the SLURM features allows the allocation of a mixture of quantum and classical resources giving a choice between QAOA or a classical solution of the sub-graph problem, for instance, with GW to maximize the overall MaxCut. To that end, both methods are applied to a set of graphs to assess the suitability of such a run-time decision mechanism. The present implementation also provides a testbed to further refine such a mechanism and possibly include machine learning (ML) methods similar to what has been considered in [35].

The paper starts with a consideration of related work, followed by details and remarks about the methods. Comparisons between the methods for moderate graph sizes are presented before the final method is applied to larger graphs. Finally, concluding remarks and an outlook are given.

2 Related Work

Hybrid classical-quantum workflows have been investigated [18–25] considering cloud environments and more tightly integrated infrastructures. A number of expectations for components such as workload managers or circuit depths have emerged with related challenges. In this work, the ingredients of the workflow are kept simple, using a state-of-the-art workload manager and circuit simulator in order to focus on the suitability of a supercomputer by means of a well-known example application, where the circuit depth is optimized by means of the `Classiq` platform. Partitioning of the MaxCut problem with circuit knitting of the resulting QAOA formulation has also been investigated [30, 31]. However, while this approach allows, in principle, the use of multiple quantum devices simultaneously, it discards the possibility to employ classical methods

for a portion of the problem where it could be more advantageous. In this work, the QAOA² method is considered as a more versatile example of hybrid application, where the GW method [36] is used for the classical solution of a sub-graph if more advantageous.

ML methods have been considered by Moussa et al. [35] who created a classifier to predict the suitability of a graph instance for either QAOA or GW. They achieved 96% prediction accuracy, though not at the qubit counts considered in this work. Their approach could be applied to a QAOA² context as a next step. The present work provides a testbed to train and test such selection mechanisms. Furthermore, with a large dataset of QAOA results, a neural network can be trained to predict initial parameters for subsequent QAOA simulations or computations on real quantum hardware. This could improve the number of iterations in the hybrid scheme of QAOA while preserving the accuracy [37].

Finally, it is worth mentioning that exact classical methods to solve the MaxCut have been extensively investigated [38] but the node counts in typical applications are still limited compared to GW. Also probabilistic methods from statistical physics such as simulated annealing [39] have been considered for MaxCut.

3 Methods

3.1 The MaxCut problem

A graph $G = (V, E)$ is considered, with a set of nodes $V = 1, 2, \dots, N$, and a set of edges $(i, j) \in E$ between the nodes i and j with weights $w_{ij} = w_{ji}$. The goal is to divide the nodes into two groups in such a way that maximizes the sum of weights of edges that touch nodes from the two different groups (cut) rather than the same group. The problem represents a NP-hard combinatorial problem.

The problem Hamiltonian for a given graph is:

$$H_C = \frac{1}{2} \sum_{(i,j) \in E} w_{ij} (1 - Z_i Z_j) \quad , \quad (1)$$

where each qubit represents a node, and Z_i is the Pauli operator that acts on qubit i . If the two qubits of the edge (i, j) are measured differently, it adds to the overall sum. If they are measured similarly, there is no contribution to the sum.

3.2 Quantum Approximate Optimization Algorithm

The method belongs to the family of Variational Quantum Algorithm (VQA) and makes use of a specific parameterized quantum circuit structure (ansatz) [27] composed of p -layers

$$|\psi_p(\vec{\beta}, \vec{\gamma})\rangle = \left[\prod_{l=1}^p e^{-i\beta_l H_M} e^{-i\gamma_l H_C} \right] |+\rangle^{\otimes n} \quad , \quad (2)$$

where H_C is called the problem Hamiltonian, which is defined by the specific problem to be solved, H_M is the mixer Hamiltonian that takes the same structure for any given problem, n is the number of qubits in the quantum circuit, and $\vec{\gamma}$ and $\vec{\beta}$ are the variational real parameters that correspond to H_C and H_M , respectively. The objective function is given by

$$F_p(\vec{\beta}, \vec{\gamma}) = \langle \psi_p(\vec{\beta}, \vec{\gamma}) | H_C | \psi_p(\vec{\beta}, \vec{\gamma}) \rangle \quad , \quad (3)$$

which needs to be maximized (or minimized) by changing $\vec{\gamma}$ and $\vec{\beta}$ values in each iteration by a classical optimizer. The number of shots for the circuit simulation used in this work is 4096. The rigid structure of the Ansatz can be considered as a time-discretization of adiabatic quantum computation [27, 40, 41], and as $p \rightarrow \infty$, QAOA obtain the optimal solution [27]. The MaxCut problem has become the de-facto standard benchmark for QAOA due to its simple formulation and suitability for binary encoding [42, 43]. Several works claim that QAOA has the potential to achieve quantum advantage. Farhi and Harrow argue

that QAOA can reach quantum advantage based on complexity theoretic assumptions [44]. Guerreschi claims that "*QAOA for MaxCut requires hundreds of qubits for quantum speed-up*" [45]. The number of qubits indeed grows in that direction. Crooks shows that when the number of layers is more than 8, QAOA achieves better results than GW [40]. Shaydulin et al. found that QAOA gives the best empirical scaling of any known classical algorithm for the low auto-correlation binary sequence problem [46]. Bravyi et al. proposed a non-local variation of QAOA, called recursive-QAOA (RQAOA), which numerically outperforms standard QAOA [47]. This method can also be leveraged using QAOA² to get a good global solution for very large problems in a reasonable time. The VQA family of algorithms are especially suitable for the NISQ era because they use shallow quantum circuits with the assistance of classical computers [48, 49]. In this work, once the QAOA circuit is executed, the bit string corresponding to the highest amplitude in the resulting state vector is chosen as a solution for sake of simplicity. A more appropriate approach would have been to consider a number of highest amplitudes and chose the bit string yielding the highest cut among them.

3.3 QAOA-in-QAOA

The method proposed by Zhou et al. [32] revisits the MaxCut problem via the divide-and-conquer heuristic by seeking the solutions of sub-graphs in parallel and then merging these solutions to obtain the global solution. It consists of the following steps.

1. Specify the number of qubits n in our quantum computers or simulators, the number of layers in the quantum circuit, and the number of iterations.
2. For the dividing procedure, the graph G is partitioned into sub-graphs in which the number of nodes does not exceed a specified number of qubits n from the previous step. The greedy modularity method from the `NetworkX` Library is used, which maximizes the modularity of the graph. If a sub-graph has more nodes than n , the sub-graph is divided into fewer sub-graphs, recursively.
3. All sub-graphs are solved with QAOA in parallel over different (simulated) quantum devices.
4. In the merging process, the overall solutions of all sub-graphs are considered. In order to obtain a better total solution, a new graph is generated as follows:
 - (a) Each sub-graph is represented by a node.
 - (b) Each edge that connects between two sub-graphs and is also part of the cut, we multiply its weight with -1 . Each edge that is not part of the cut, we don't change.
 - (c) Take the sum on all edges between each two sub-graphs to add an edge with a single weight to the new graph.
5. The resulting graph is solved with QAOA. If a node in the new graph is -1 , all the nodes in the sub-graph represented by this node are flipped. If the new graph has more nodes than in the quantum computer, the process is repeated recursively.

A total of $\sim \sum_{k=1}^a N/n^k = N(n^a - 1)/(n^a(n - 1))$ graphs have to be considered for a levels. The condition $\lceil N/n^a \rceil \approx n$, i.e. that the lowest level graph is computed with n qubits, yields $a \approx \lceil \log_n N \rceil - 1$. If sufficient quantum devices are available to be used in parallel, the complexity reduces to $\sim O(\log_n N)$. The original work shows experimentally that for different types of graphs, QAOA² achieves competitive or even better results compared to GW for 2000 nodes. On the theoretical side, the algorithm is proven to be better than a random solution MaxCut, and a lower bound to the approximation ratio of QAOA² is given, which depends on the partition method and the local solver.

3.4 Goemans-Williamson Algorithm

It is the best-known classical approximation algorithm for the MaxCut problem, with an approximation ratio of 0.878. The computationally most intensive part is the optimization of a semi-definite programming (SDP) problem. Once the SDP is solved, a slicing to determine the node values is applied 30 times, and the average value of the cut is taken. This provides a more suitable way to compare to QAOA, which

is not repeated and averaged in the present work. For dense problems, the time to solution and memory consumption of GW grow like $O(N^{6.5})$ and $O(N^4)$ [50], respectively, where N is the number of nodes in the graph. The `cvxpy` and `networkx` Python packages have been used for the solution of the SDP problem and the graphs, respectively. The `cvxpy` disposes of a partial `OpenMP` shared memory parallelization via the splitting conic solver (SCS) in addition to the underlying threaded `BLAS/LAPACK` libraries but the scalability is rather limited and therefore only one `OpenMP` thread is used.

3.5 Circuit Synthesis

The `Classiq` platform [33] allows a user to build a high-level functional quantum model. The synthesis engine takes this model along with optimization preferences and global constraints to produce an optimized quantum circuit while considering many different implementations. The synthesis engine can optimize over circuit depth, number of qubits, two-qubit gates, or create an optimized implementation into a specific hardware architecture, etc. In the present case, the description of a high-level combinatorial optimization problem is converted into an optimized gate-level quantum circuit.

3.6 Workflow Execution

The MPMD paradigm in SLURM can be used to compute the solutions of the MaxCut problems of the sub-graphs generated by QAOA², either classically by the GW method or quantum mechanically (simulated) by the QAOA algorithm. This distinction is only made for the first partitioning of the original graph in QAOA² for the sake of simplicity in this preliminary investigation. A schematic view of the procedure is given in Fig. 2, where a coordinator could inspect the sub-graphs and calculate the most appropriate resource allocation in advance. Furthermore, in order to save idle time caused by a possibly scarce usage of a quantum device, the heterogeneous jobs paradigm of SLURM could be employed, as shown in Fig. 1. An

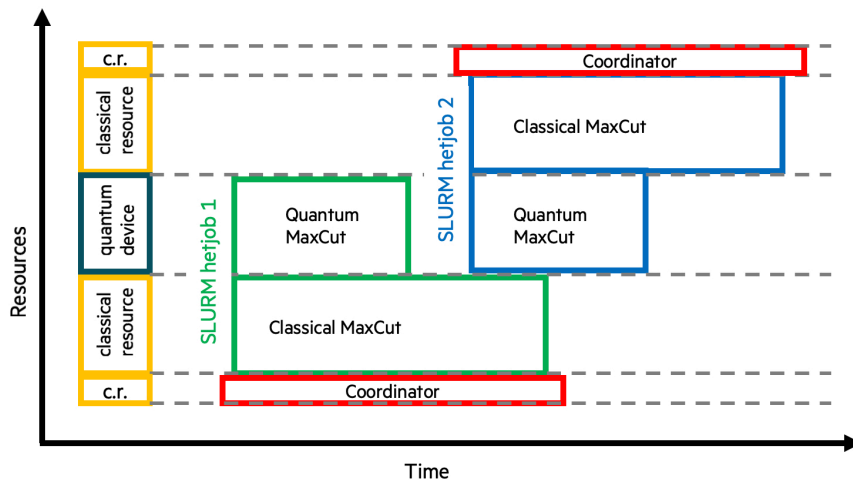


Figure 1: Heterogeneous jobs for the reduction of idle time of a quantum device. Before the first heterogeneous job finishes, a second one can already start using the quantum device. In this scenario, the quantum device is always accessed exclusively by a single user.

HPE-Cray EX supercomputer featuring compute nodes with two AMD EPYC 7763 64-Core processors and 512 GB of memory is used for the experiments. Distributed memory parallelization is achieved through the `mpi4py` [51] package.

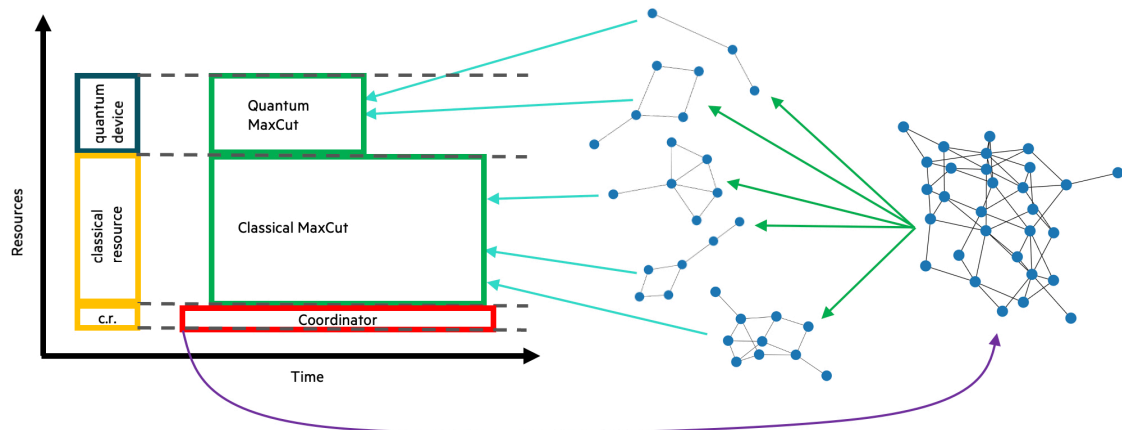
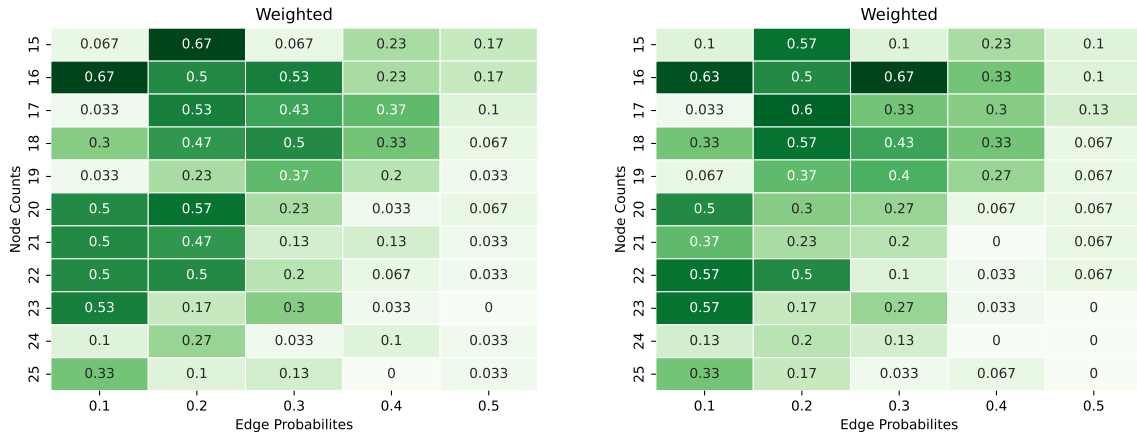


Figure 2: Distribution scheme for the solution of the sub-graphs generated by QAOA², either classically or quantum mechanically (simulated). A coordinator executed on a dedicated MPI rank handles the partitioning and collection of results. Usually, the consumption of classical and quantum resources does not start at the same time. However this can be achieved by splitting, checkpointing, and restarting the classical part appropriately.

4 Results

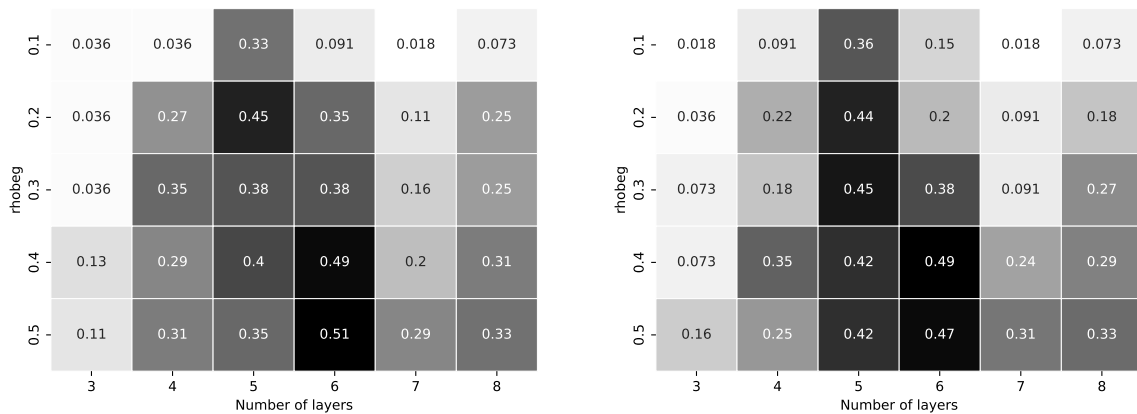
To identify an advantage of QAOA over GW for the solution of the sub-graphs in QAOA², a grid search over a number of circuit layers $p \in \{3, 4, \dots, 8\}$ from Eq. 2 and values of the initial change to the variables for the COBYLA optimizer $\text{rhobeg} \in \{0.1, 0.2, 0.3, 0.4, 0.5\}$ has been considered, where the employed Erdős-Rényi graphs are generated with the `networkx` Python package. The number of iterations is chosen to be linearly dependent on p and ranges from 30 to 100 steps. The grid search is applied to every graph in a set with node counts ranging from 15 to 25 and edge probabilities from 0.1 to 0.5. A graph instance with uniform edges and one with edge weights randomly chosen in $[0, 1]$ is created for every node count and edge probability. The proportions of cases in which QAOA yields strictly larger MaxCut values than GW are recorded, as well as the limiting case where QAOA reaches $[95, 100]\%$ of the GW value. When QAOA is strictly better than GW, a score for the corresponding data point in the search grid is increased by 1 and finally normalized. All results are summarized in Fig. 3. This creates a simple, yet instructive, knowledge base about which type of parameterization of QAOA is more suitable for a type of graph or whether a classical solution is better overall. This knowledge can in turn be used to optimally process a set of sub-graphs resulting from a step in QAOA². The grid search reveals that the QAOA has a partial advantage for graphs with small edge connection probabilities and that the most successful parameter combination is ($\text{rhobeg} = 0.5, p = 6$). For higher p -layers, QAOA is expected to reach better result using more iterations or better initial parameters. In a naive approach, all sub-graphs with small edge probabilities would be simulated with QAOA using the most successful parameterization or classically otherwise. A more advanced approach could use ML to train a predictive model and test the performance using the workflow described in Sec. 3.6. The same analysis is repeated for node counts 30 to 33 and edge probabilities 0.1 and 0.2 and summarized in Table 1. The occurrences of QAOA being strictly better than GW are less frequent and no distinct point in the parameter grid can be identified as for the lower node counts. Though, a high rhobeg or a high number of layers seem more successful. The simulation of QAOA for 33 qubits takes approximately 10 minutes on 512 compute nodes for $p = 8$. The QAOA² is finally applied to a set of larger unweighted graphs with node counts $\{500, 1000, 1500, 2000, 2500\}$ and edge probability 0.1. The sub-graphs from the first partition are analyzed with the same parameter grid search from before, and the QAOA solution with the highest MaxCut value is stored along with a GW solution for that sub-graph, where the best result among the



(a) Proportions of cases in which QAOA is strictly better than GW for unweighted (left) and weighted (right) graphs.



(b) Proportions of cases in which the QAOA value is [95, 100]% of GW for unweighted (left) and weighted (right) graphs.



(c) Proportions of cases in the grid search for which QAOA is strictly better than GW for unweighted (left) and weighted (right) graphs.

Figure 3: Results from a grid search over different number of circuit layers and optimization parameters. Weighted and unweighted graphs with different node counts 15 to 25 and edge probabilities 0.1 to 0.5 have been considered, i.e. 30 grid points.

Table 1: Analogous data to Fig. 3 (a) and (b) for node counts 30 to 33 and edge probabilities 0.1 and 0.2. The top table shows the proportions of cases in which QAOA² is strictly better than GW and the bottom table shows the proportions of cases in which the QAOA² value is [95, 100)% of GW.

Number of nodes	Weighting	Edge Probability	
		0.1	0.2
30	yes	0.1	0.1
	no	0.167	0
31	yes	0.267	0.033
	no	0	0.067
32	yes	0.1	0.033
	no	0.1	0
33	yes	0.033	0.033
	no	0.167	0.033
30	yes	0.133	0.2
	no	0.33	0.1
31	yes	0.1	0.1
	no	0.2	0.033
32	yes	0.167	0.067
	no	0.167	0.133
33	yes	0.067	0.167
	no	0.2	0.067

two is recorded. In case of further iterations in the QAOA² method, the classical solution is chosen. The results are summarized in Fig. 4 together with the GW solution of the original graph and a random partition solution with `approximation.maxcut` from the `NetworkX` algorithms suite. The GW method applied to the

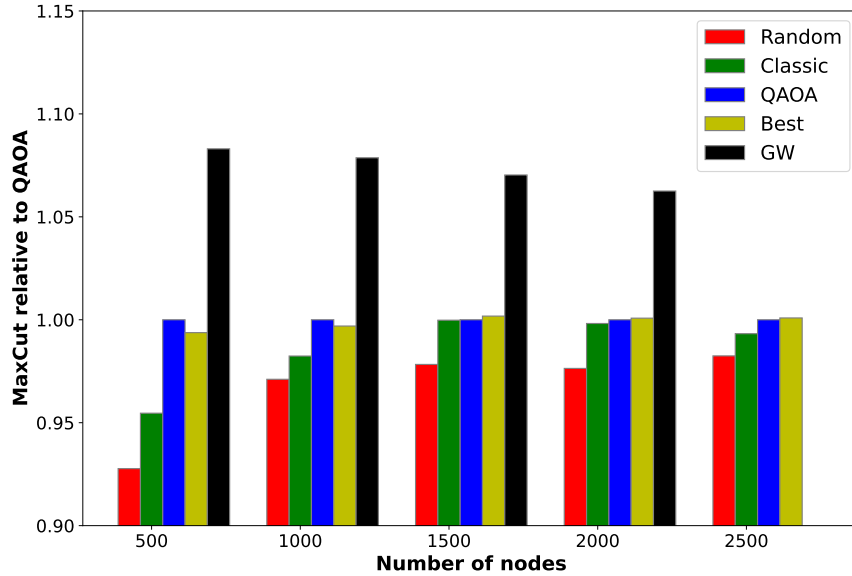


Figure 4: MaxCut value for unweighted graphs with different node counts and edge probability 0.1. The sub-graphs from the first partition of the QAOA² method are solved either all with QAOA (blue), or all classically with GW (green), or with the best among the two (yellow). The result from GW applied to the original graph is reported as well (black) together with a random partition solution (red) from the `NetworkX` algorithms suite. Data is relative to the QAOA solution.

full graph is superior compared to the other schemes up to 2000 nodes, where abnormal terminations are encountered, and diminishes steadily compared to QAOA² for larger node counts. The abnormal termination of GW beyond 2000 nodes seems to be related to the triplet representation in the `Eigen` library used by `cvxpy` and not yet to memory consumption. Choosing the best solution among QAOA and GW for the sub-graphs yields slightly better results compared to solving all sub-graphs either with QAOA or GW in QAOA². Finally, all methods are better than a random cut. The overhead incurred by the coordination of the various sub-graph solutions is minimal and overall an almost ideal scaling is achieved.

5 Conclusion

The QAOA method has been compared to the GW algorithm for the MaxCut problem of graphs with node counts up to 33 and equivalent number of simulated qubits. For certain parameters, the QAOA can outperform its classical counterpart. This knowledge base motivates the selection of a most appropriate method for the solution of sub-graphs in the QAOA² method. Experimental results show that the best choice for a sub-graph does not yield significantly better results compared to a purely classical or (simulated) quantum mechanical solution and is still substantially worse than the GW method for the entire graph. However, the GW advantage diminishes for larger node counts, which leads to the assumption that QAOA² could have an effective advantage at some point. This motivates the investigation of other graph types and partitions including more statistics. Also, considering a larger number of amplitudes in the resulting state vectors is expected to significantly improve the QAOA results. The presented simulation infrastructure based on SLURM, which constitutes another research interest, can be further exploited for this analysis. In a future work, the extension to heterogeneous SLURM jobs as well as the use of ML methods for the selection of the best method will be investigated.

Acknowledgment

We want to thank Nadav Yoran and Adam Goldfeld from Classiq Technologies as well as Alfio Lazzaro, Jess Jones, and David Brayford from HPE for fruitful discussions.

References

- [1] M. A. Nielsen and I. L. Chuang, *Quantum computation and quantum information*. Cambridge university press, 2010.
- [2] F. Arute, K. Arya, R. Babbush, D. Bacon, J. C. Bardin, R. Barends, R. Biswas, S. Boixo, F. G. Brandao, D. A. Buell *et al.*, “Quantum supremacy using a programmable superconducting processor,” *Nature*, vol. 574, no. 7779, pp. 505–510, 2019.
- [3] K. Sharma, S. Khatri, M. Cerezo, and P. J. Coles, “Noise resilience of variational quantum compiling,” *New Journal of Physics*, vol. 22, no. 4, p. 043006, 2020.
- [4] S. Stein, N. Wiebe, Y. Ding, P. Bo, K. Kowalski, N. Baker, J. Ang, and A. Li, “Eqc: ensembled quantum computing for variational quantum algorithms,” in *Proceedings of the 49th Annual International Symposium on Computer Architecture*, 2022, pp. 59–71.
- [5] P. de Schouepnikoff, O. Kiss, S. Vallecorsa, G. Carleo, and M. Grossi, “Hybrid ground-state quantum algorithms based on neural schrödinger forging,” *arXiv preprint arXiv:2307.02633*, 2023.
- [6] P. Huembeli, G. Carleo, and A. Mezzacapo, “Entanglement forging with generative neural network models,” *arXiv preprint arXiv:2205.00933*, 2022.
- [7] G. Gentinetta, F. Metz, and G. Carleo, “Overhead-constrained circuit knitting for variational quantum dynamics,” *arXiv preprint arXiv:2309.07857*, 2023.
- [8] L. Brenner, C. Piveteau, and D. Sutter, “Optimal wire cutting with classical communication,” *arXiv preprint arXiv:2302.03366*, 2023.
- [9] C. Piveteau and D. Sutter, “Circuit knitting with classical communication,” *IEEE Transactions on Information Theory*, 2023.
- [10] K. Mitarai and K. Fujii, “Overhead for simulating a non-local channel with local channels by quasiprobability sampling,” *Quantum*, vol. 5, p. 388, 2021.
- [11] —, “Constructing a virtual two-qubit gate by sampling single-qubit operations,” *New Journal of Physics*, vol. 23, no. 2, p. 023021, 2021.

- [12] T. Peng, A. W. Harrow, M. Ozols, and X. Wu, “Simulating large quantum circuits on a small quantum computer,” *Physical review letters*, vol. 125, no. 15, p. 150504, 2020.
- [13] S. Bravyi, G. Smith, and J. A. Smolin, “Trading classical and quantum computational resources,” *Physical Review X*, vol. 6, no. 2, p. 021043, 2016.
- [14] J.-S. Kim, A. McCaskey, B. Heim, M. Modani, S. Stanwyck, and T. Costa, “Cuda quantum: The platform for integrated quantum-classical computing,” in *2023 60th ACM/IEEE Design Automation Conference (DAC)*. IEEE, 2023, pp. 1–4.
- [15] “Qaptiva (atos),” <https://atos.net/en/solutions/high-performance-computing-hpc/quantum-computing-qaptiva>.
- [16] X.-C. Wu, P. Khalate, A. Schmitz, S. Premaratne, K. Rasch, S. Daraeizadeh, R. Kotlyar, S. Ren, J. Paykin, F. Rose *et al.*, “Intel quantum sdk version 1.0: Extended c++ compiler, runtime and quantum hardware simulators for hybrid quantum-classical applications,” *Bulletin of the American Physical Society*, 2023.
- [17] J. K. Lee, O. T. Brown, M. Bull, M. Ruefenacht, J. Doerfert, M. Klemm, and M. Schulz, “Quantum task offloading with the openmp api,” *arXiv preprint arXiv:2311.03210*, 2023.
- [18] A. Esposito, J. R. Jones, S. Cabaniols, and D. Brayford, “A hybrid classical-quantum hpc workload,” in *2023 IEEE International Conference on Quantum Computing and Engineering (QCE)*, vol. 2. IEEE, 2023, pp. 117–121.
- [19] A. Elsharkawy, X.-T. M. To, P. Seitz, Y. Chen, Y. Stade, M. Geiger, Q. Huang, X. Guo, M. A. Ansari, M. Ruefenacht *et al.*, “Challenges in hpcqc integration,” in *2023 IEEE International Conference on Quantum Computing and Engineering (QCE)*, vol. 2. IEEE, 2023, pp. 405–406.
- [20] M. N. Farooqi and M. Ruefenacht, “Exploring hybrid classical-quantum compute systems through simulation,” in *2023 IEEE International Conference on Quantum Computing and Engineering (QCE)*, vol. 2. IEEE, 2023, pp. 127–133.
- [21] B. Mete, M. Schulz, and M. Ruefenacht, “Predicting the optimizability for workflow decisions,” in *2022 IEEE/ACM Third International Workshop on Quantum Computing Software (QCS)*. IEEE, 2022, pp. 68–74.
- [22] M. Schulz, L. Schulz, M. Ruefenacht, and R. Wille, “Towards the munich quantum software stack: Enabling efficient access and tool support for quantum computers,” in *2023 IEEE International Conference on Quantum Computing and Engineering (QCE)*, vol. 2. IEEE, 2023, pp. 399–400.
- [23] M. Ruefenacht, B. G. Taketani, P. Lähteenmäki, V. Bergholm, D. Kranzlmüller, L. Schulz, and M. Schulz, “Bringing quantum acceleration to supercomputers,” 2022.
- [24] M. Schulz, M. Ruefenacht, D. Kranzlmüller, and L. B. Schulz, “Accelerating hpc with quantum computing: It is a software challenge too,” *Computing in Science & Engineering*, vol. 24, no. 4, pp. 60–64, 2022.
- [25] R. F. da Silva, R. M. Badia, V. Bala, D. Bard, P.-T. Bremer, I. Buckley, S. Caino-Lores, K. Chard, C. Goble, S. Jha *et al.*, “Workflows community summit 2022: A roadmap revolution,” *arXiv preprint arXiv:2304.00019*, 2023.
- [26] A. B. Yoo, M. A. Jette, and M. Grondona, “Slurm: Simple linux utility for resource management,” in *Workshop on job scheduling strategies for parallel processing*. Springer, 2003, pp. 44–60.
- [27] E. Farhi, J. Goldstone, and S. Gutmann, “A quantum approximate optimization algorithm,” *arXiv preprint arXiv:1411.4028*, 2014.
- [28] R. Shaydulin and M. Pistoia, “Qaoa with $N \cdot p \geq 200$,” *arXiv preprint arXiv:2303.02064*, 2023.
- [29] W. van der Schoot, D. Leermakers, R. Wezeman, N. Neumann, and F. Phillipson, “Evaluating the q-score of quantum annealers,” in *2022 IEEE International Conference on Quantum Software (QSW)*. IEEE, 2022, pp. 9–16.

- [30] A. Lowe, M. Medvidović, A. Hayes, L. J. O’Riordan, T. R. Bromley, J. M. Arrazola, and N. Killoran, “Fast quantum circuit cutting with randomized measurements,” *Quantum*, vol. 7, p. 934, 2023.
- [31] M. Bechtold, J. Barzen, F. Leymann, A. Mandl, J. Obst, F. Truger, and B. Weder, “Investigating the effect of circuit cutting in qaoa for the maxcut problem on nisq devices,” *arXiv preprint arXiv:2302.01792*, 2023.
- [32] Z. Zhou, Y. Du, X. Tian, and D. Tao, “Qaoa-in-qaoa: solving large-scale maxcut problems on small quantum machines.”
- [33] Classiq Technologies Ltd., “Classiq platform.” [Online]. Available: <https://platform.classiq.io/>
- [34] J. Doi and H. Horii, “Cache blocking technique to large scale quantum computing simulation on supercomputers,” in *2020 IEEE International Conference on Quantum Computing and Engineering (QCE)*. IEEE, 2020, pp. 212–222.
- [35] C. Moussa, H. Calandra, and V. Dunjko, “To quantum or not to quantum: towards algorithm selection in near-term quantum optimization.”
- [36] M. X. Goemans and D. P. Williamson, “Improved approximation algorithms for maximum cut and satisfiability problems using semidefinite programming,” *Journal of the ACM (JACM)*, vol. 42, no. 6, pp. 1115–1145, 1995.
- [37] O. Amosy, T. Danzig, E. Porat, G. Chechik, and A. Makmal, “Iterative-free quantum approximate optimization algorithm using neural networks,” 8 2022. [Online]. Available: <https://arxiv.org/abs/2208.09888v1>
- [38] D. Rehfeldt, T. Koch, and Y. Shinano, “Faster exact solution of sparse maxcut and qubo problems,” *Mathematical Programming Computation*, pp. 1–26, 2023.
- [39] S. Kirkpatrick, C. D. Gelatt Jr, and M. P. Vecchi, “Optimization by simulated annealing,” *science*, vol. 220, no. 4598, pp. 671–680, 1983.
- [40] G. E. Crooks, “Performance of the quantum approximate optimization algorithm on the maximum cut problem,” *arXiv preprint arXiv:1811.08419*, 2018.
- [41] E. Farhi, J. Goldstone, S. Gutmann, and M. Sipser, “Quantum computation by adiabatic evolution,” *arXiv preprint quant-ph/0001106*, 2000.
- [42] L. Zhou, S.-T. Wang, S. Choi, H. Pichler, and M. D. Lukin, “Quantum approximate optimization algorithm: Performance, mechanism, and implementation on near-term devices,” *Physical Review X*, vol. 10, no. 2, p. 021067, 2020.
- [43] M. Willsch, D. Willsch, F. Jin, H. De Raedt, and K. Michielsen, “Benchmarking the quantum approximate optimization algorithm,” *Quantum Information Processing*, vol. 19, pp. 1–24, 2020.
- [44] E. Farhi and A. W. Harrow, “Quantum supremacy through the quantum approximate optimization algorithm,” *arXiv preprint arXiv:1602.07674*, 2016.
- [45] G. G. Guerreschi and A. Y. Matsuura, “Qaoa for max-cut requires hundreds of qubits for quantum speed-up,” *Scientific reports*, vol. 9, no. 1, pp. 1–7, 2019.
- [46] R. Shaydulin, C. Li, S. Chakrabarti, M. DeCross, D. Herman, N. Kumar, J. Larson, D. Lykov, P. Minssen, Y. Sun, Y. Alexeev, J. M. Dreiling, J. P. Gaebler, T. M. Gatterman, J. A. Gerber, K. Gilmore, D. Gresh, N. Hewitt, C. V. Horst, S. Hu, J. Johansen, M. Matheny, T. Mengle, M. Mills, S. A. Moses, B. Neyenhuis, P. Siegfried, R. Yalovetzky, and M. Pistoia, “Evidence of scaling advantage for the quantum approximate optimization algorithm on a classically intractable problem,” 8 2023. [Online]. Available: <https://arxiv.org/abs/2308.02342v1>
- [47] S. Bravyi, A. Kliesch, R. Koenig, and E. Tang, “Obstacles to variational quantum optimization from symmetry protection,” *Physical Review Letters*, vol. 125, no. 26, p. 260505, 2020.
- [48] J. Preskill, “Quantum computing in the nisq era and beyond,” *Quantum*, vol. 2, p. 79, 2018.

- [49] K. Bharti, A. Cervera-Lierta, T. H. Kyaw, T. Haug, S. Alperin-Lea, A. Anand, M. Degroote, H. Heimonen, J. S. Kottmann, T. Menke *et al.*, “Noisy intermediate-scale quantum algorithms,” *Reviews of Modern Physics*, vol. 94, no. 1, p. 015004, 2022.
- [50] R. Y. Zhang and J. Lavaei, “Sparse semidefinite programs with near-linear time complexity,” *Proceedings of the IEEE Conference on Decision and Control*, vol. 2018-December, pp. 1624–1631, 7 2018.
- [51] L. Dalcin and Y.-L. L. Fang, “mpi4py: Status update after 12 years of development,” *Computing in Science & Engineering*, vol. 23, no. 4, pp. 47–54, 2021.