

A Bijection between Stacked Directed Polyominoes and Motzkin Paths with Alternative Catastrophes

Florian Schager 

TU Graz
Graz, Austria

Institute of Software Technology
florian.schager@tugraz.ac.at

Michael Wallner 

TU Wien
Wien, Austria

Institute of Discrete Mathematics and Geometry
michael.wallner@tuwien.ac.at
dmg.tuwien.ac.at/mwallner

We present a novel bijection between stacked directed polyominoes and Motzkin paths with alternative catastrophes. Further, we show how this new connection can be used in order to obtain a better understanding of certain parameters of stacked directed animals.

Keywords: Bijection, polyominoes, lattice paths, Motzkin paths

1 Stacked directed animals and heaps of dimers

The motivation behind the enumeration of lattice animals or polyominoes can be found in the study of branched polymers [5] and percolation [3]. Even though these combinatorial objects have been studied for more than 40 years, exact enumeration results for general polyominoes are still rare. Thus, one of the main research directions focuses on the investigation of large subclasses of polyominoes that are exactly enumerable. This is also the motivating force behind the class of stacked directed animals that we will define in this section.

Definition 1.1 (Lattice animals). *A polyomino of area n is a connected union of n cells on a lattice. The corresponding lattice animal then lives on the dual lattice obtained by taking the center of each cell.*

The polyominoes we are interested in have square cells, as illustrated in Figure 2. We start now with the definition of a subclass of polyominoes that has already been exactly enumerated by Dhar in [4].

Definition 1.2 (Directed animals). *A directed animal on the square grid is a lattice animal, where one vertex has been designated the source and all other vertices are connected to the source via a directed path consisting only of N - and E -steps, and visiting only vertices belonging to the animal.*

We are interested in so called stacked directed animals, which can be informally described as a sequence of directed animals. However, the easiest description for this class does not build directly upon the above definition. Instead, it defines them indirectly via a one-to-one correspondence to a natural class of heaps of dimers, which were first introduced by Viennot [9]. This approach greatly simplifies the derivation of their generating functions and also serves as an intermediary step for our bijection to Motzkin excursions with alternative catastrophes.

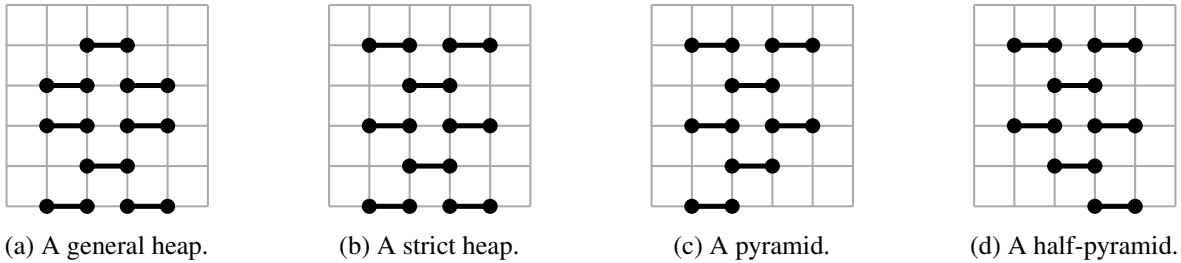


Figure 1: Different types of heaps of dimers.

Definition 1.3 (Heaps of dimers). A dimer consists of two adjacent vertices on a lattice. A heap of dimers is obtained by dropping a finite number of dimers towards a horizontal axis, where each dimer falls until it either touches the horizontal axis or another dimer; see Figure 1. The width of a heap is the number of non-empty columns. The dimers that touch the x -axis are called minimal. A heap is called

- strict, if no dimer has another dimer directly above it;
- connected, if its orthogonal projection on the horizontal axis is connected;
- a pyramid, if it has only one minimal dimer;
- a half-pyramid, if its only minimal dimer lies in the rightmost non-empty column.

The right/left width of a pyramid is the number of non-empty columns to the right/left of the minimal dimer.

Now we will describe a construction from [2, p. 240] that maps directed animals on the square lattice to strict pyramids of dimers.

Definition 1.4 (Mapping from directed animals to heaps). Let \mathcal{D} denote the set of directed lattice animals on the square grid, \mathcal{P} denote the set of strict pyramids and $D \in \mathcal{D}$. We define a mapping $V: \mathcal{D} \rightarrow \mathcal{P}$ as follows:

1. Rotate D by 45° degrees counter-clockwise.
2. Replace each individual cell in D by a dimer.

This results in a pyramid that we call $V(D)$, with the source of the lattice animal being the only minimal dimer.

Remark 1.5. It was observed by Viennot in [9] that this mapping induces a bijection between directed animals on the square lattice and strict pyramids of dimers and we denote the inverse mapping by \bar{V} . This can be easily verified by recalling that any vertex in D lies on a directed path consisting only of **N** and **E** steps from the source, visiting only other vertices in D . Hence, the corresponding dimer in $V(D)$ lies on a directed path of dimers lying diagonally to the left or the right above each other. As the next definition will show, it only takes a small adaptation to extend this mapping to general lattice animals.

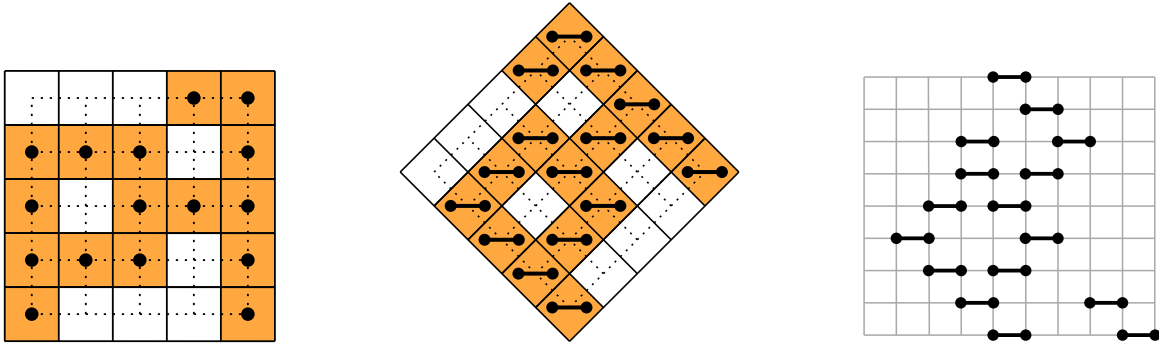


Figure 2: Constructing the connected heap $V(A)$ from an animal A on the square grid.

Definition 1.6 (Mapping from lattice animals to heaps). *Let \mathcal{A} denote the set of lattice animals on the square lattice, \mathcal{H} the set of connected heaps, and $A \in \mathcal{A}$. We define a mapping $V : \mathcal{A} \rightarrow \mathcal{H}$ as follows:*

1. *Rotate A by 45° degrees counter-clockwise.*
2. *Replace each individual cell in A by a dimer.*
3. *Let the dimers fall.*

We call the resulting heap $V(A)$; see Figure 2 for an example of this procedure.

Thus, V maps square lattice animals to connected heaps that are not necessarily strict. However, clearly not every connected heap can be obtained in this way. Hence, we restrict our attention to strict, connected heaps and define a class of lattice animals that stand in one-to-one correspondence with strict, connected heaps via V .

Definition 1.7 (Multi-directed animals). *Let H be a strict, connected heap. We now construct an extension of \bar{V} to connected heaps via induction over the number of minimal dimers k of H :*

- *For $k = 1$, the heap H reduces to a simple pyramid. Thus, by Remark 1.5, $\bar{V}(H)$ is already well-defined.*
- *If instead H has $k > 1$ minimal dimers, we push the $(k - 1)$ leftmost pyramids upwards, producing a connected heap H' with $k - 1$ minimal dimers, placed far above the remaining pyramid P_k . Now, recursively replace H' by $\bar{V}(H')$ and P_k by $\bar{V}(P_k)$.*
- *Finalize the construction by pushing $\bar{V}(H')$ downwards until it connects to $\bar{V}(P_k)$.*

We define $\bar{V}(H)$ as the resulting animal and call the class of square lattice animals obtainable in this way square multi-directed animals.

Now we are ready to define stacked directed animals as a subclass of multi-directed animals.

Definition 1.8 (Stacked directed animals). *Take a connected heap H with k minimal dimers. Let us denote by P_1, P_2, \dots, P_k , from left to right, the corresponding pyramidal factors of H from the construction in Definition 1.7. Let us call stacked pyramids the connected heaps such that for $2 \leq i \leq k$, the horizontal projection of P_i intersects the horizontal projection of P_{i-1} . Then, stacked directed animals are defined as the image of the set of stacked pyramids under \bar{V} . The right width of a stacked pyramid is the right width of its rightmost pyramidal factor.*

These lattice animals are easier to enumerate due to their recursive description, visualized in Figure 3. This description yields algebraic equations for their generating functions. It will also prove crucial in constructing our correspondence to Motzkin excursions with alternative catastrophes that we introduce in the next section.

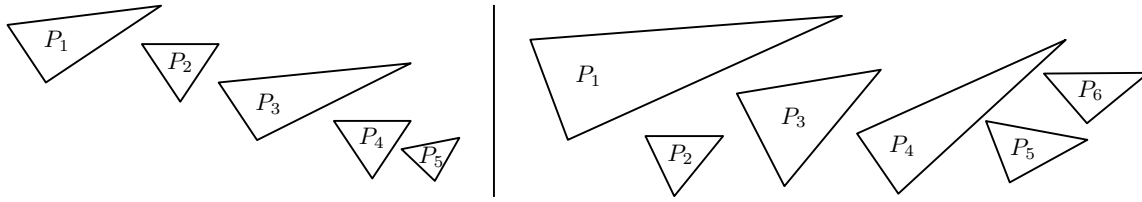


Figure 3: The schematic structure of stacked directed animals (left) and multi-directed animals (right) from Definitions 1.8 and 1.7, respectively [2, Figure 9]. Each triangle represents a directed animal from Definition 1.2.

2 Lattice paths with alternative catastrophes

Definition 2.1 (Lattice paths). Let $\mathcal{S} \subseteq \mathbb{Z}$ be a finite set of integers called steps. A lattice path is a sequence $(s_1, s_2, \dots, s_n) \in \mathcal{S}^n$ of steps with a fixed starting point y_0 .¹ We set $y_0 = 0$ and define $y_k = \sum_{i=1}^k s_i$ as the altitude of the path after k steps. Furthermore, we distinguish different classes of paths:

- An unconstrained path is called a walk.
- A walk ending on the x -axis (i.e., $y_n = 0$) is called a bridge.
- A walk that may never cross the x -axis (i.e., $y_k \geq 0$) is called a meander.
- A walk that is at the same time a bridge and a meander is called an excursion.

Dyck paths are probably the most ubiquitous class of paths, which are excursions associated with the steps $\mathcal{S} = \{-1, 1\}$ and famously enumerated by the Catalan numbers. In our bijections we will encounter the nearly equally famous *Motzkin paths*, which are excursions associated with $\mathcal{S} = \{-1, 0, 1\}$. We will call them Motzkin excursions (resp. Motzkin meanders), when they use the step set of Motzkin paths and are excursions (resp. meanders). Moreover, we will need *2-Motzkin paths*, which are associated with the colored step set $\mathcal{S} = \{-1, 0_1, 0_2, 1\}$, which means that the flat step 0 comes in two different colors. We will now enrich these models by a new type of step that takes a path immediately down to the x -axis.

Definition 2.2 (Catastrophe). For $s > 0$ a catastrophe is a step $-s$, with $-s \notin \mathcal{S}$ allowed only at altitude s .

Dyck meanders with catastrophes were first introduced in 2005 by Krinik et al. [6] as a model for the classical single server queueing system M/M/1/H with a finite capacity, with a constant catastrophe rate γ . In addition, catastrophe queues also arise as simple, natural models of the evolution of stock markets [8], or under the name of *random walks with resetting* in the field of probability theory and statistical mechanics [7]. Later, Banderier and Wallner [1] studied enumerative properties and derived limit laws for several parameters, such as the total number of catastrophes.

Note that catastrophes never coincide with regular jumps. As we will see, it also makes sense to allow such catastrophes as well as catastrophes at height zero. This conveniently leads to a model that is easier to handle and simplifies some of the more tedious calculations. To distinguish these two models, we will refer to catastrophes of the second kind as *alternative catastrophes*.

Definition 2.3 (Alternative catastrophe). For $s \geq 0$, an alternative catastrophe is a step of the form $-s$, allowed only at altitude s , that takes the path immediately down to the x -axis; see Figure 4.

¹In the literature this model is called simple and directed.

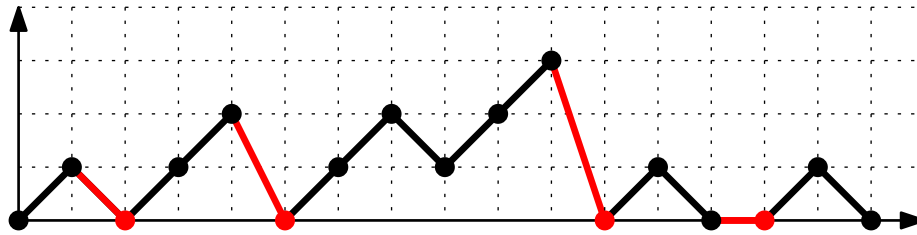


Figure 4: Example of a Dyck excursion with alternative catastrophes marked in red; see Definition 2.3. The first and last catastrophe are not classical catastrophes in the sense of Definition 2.2. Note that a step from altitude 1 to 0 can either be an alternative catastrophe (red) or a step -1 from the step set \mathcal{S} (black).

3 Bijection to Motzkin excursions with alternative catastrophes

We are now ready to link Motzkin excursions with alternative catastrophes to stacked directed animals, respectively, strict heaps. The following bijection is introduced in three steps, always linking more and more complicated objects. We start with a bijection between strict half-pyramids and classical Motzkin paths, both of which are enumerated by A001006 in the OEIS².

Lemma 3.1. *The set of strict half-pyramids of size $n + 1$ is in bijection with the set of Motzkin excursions of length n .*

Proof (Sketch). Observe that both classes satisfy a structurally equivalent decomposition as shown in Figure 5. Thus, it is straightforward to build an explicit bijection. \square

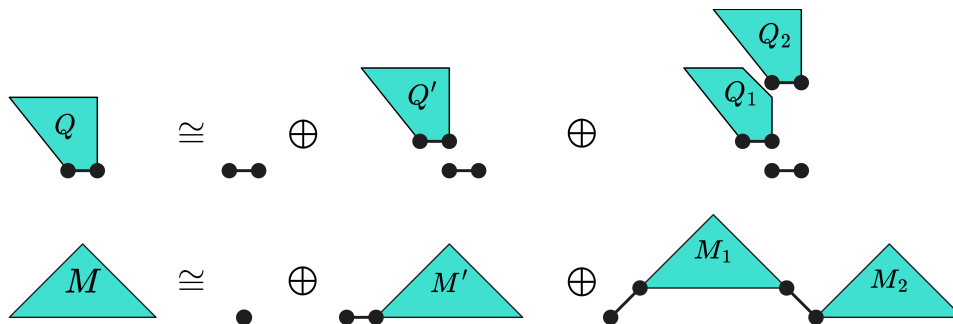


Figure 5: The factorizations of half-pyramids and Motzkin excursions.

Building on this result, we present a bijection from strict pyramids to a subclass of 2-Motzkin paths.

Lemma 3.2. *The set of strict pyramids of size $n + 1$ is in bijection with the set of 2-Motzkin excursions of length n (with black and red E-steps), such that no red E-step occurs at positive height $h > 0$. Equivalently, we could describe it as the set of Motzkin excursions of length n with catastrophes only occurring at height $h = 0$.*

Proof (Sketch). As shown in Figure 6, both structures satisfy structurally equivalent decompositions. \square

Finally, we are now able to present our main result, again, building on the previous results. The corresponding integer sequence is A059712.

²The On-Line Encyclopedia of Integer Sequences: <http://oeis.org/>

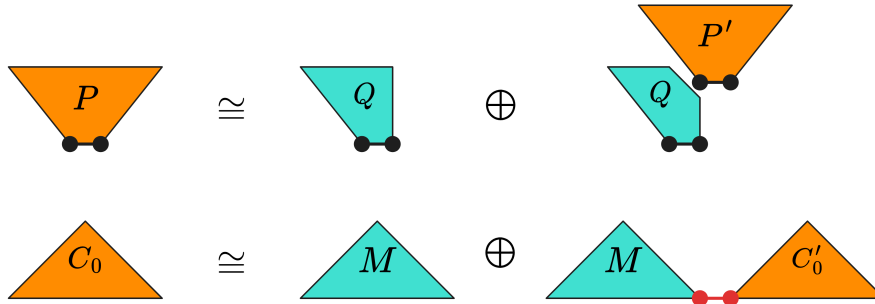


Figure 6: The factorizations of strict pyramids and Motzkin excursions with only horizontal catastrophes.

Theorem 3.3. *The set of Motzkin excursions with alternative catastrophes of length n is in bijection with the set of stacked directed animals of size $n + 1$ on the square grid.*

Proof (Sketch). Let H be the connected heap of dimers representing a stacked directed animal on the square grid and denote by P_1, P_2, \dots, P_k the corresponding pyramidal factors of H . Using Figure 7 as a visual aid, it is easy to see that the rightmost pyramid P_k corresponds to the excursion $C_{0,1}$ in the lattice path. The horizontal distance between the minimal dimer of P_{k-1} and the leftmost dimer of P_k then determines the height ℓ of the catastrophe at the end of E_1 . To offset the height lost with the catastrophe, we mark the start of P_{k-1} with a **NE**-step and, in addition, for the first $\ell - 1$ pyramids in the factorisation of P_{k-1} , we replace the horizontal catastrophe used to mark the beginning of P' by a **NE**-step.

For the reverse direction, let M be a Motzkin excursion with alternative catastrophes. Firstly, we split M into a sequence of excursions E_1, \dots, E_k , each one ending with their first non-horizontal catastrophe. For each excursion, we point out ℓ **NE**-step, with ℓ being the respective height of the final catastrophe by a last passage decomposition: At every height $i = 0, \dots, \ell - 1$ we point out the last step to leave this particular altitude. These **NE**-steps then mark the start of the half-pyramids $Q_{k-1,i}$ each. \square

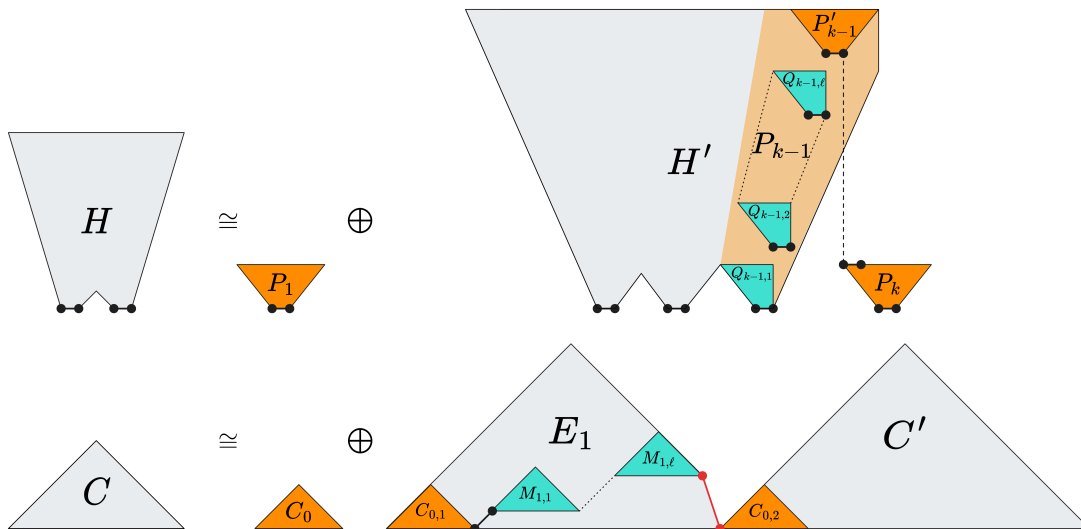


Figure 7: The recursive construction of stacked pyramids and Motzkin excursions with alternative catastrophes.

Figure 8 shows how the bijection transforms an explicit stacked directed animal into a Motzkin path with alternative catastrophes.

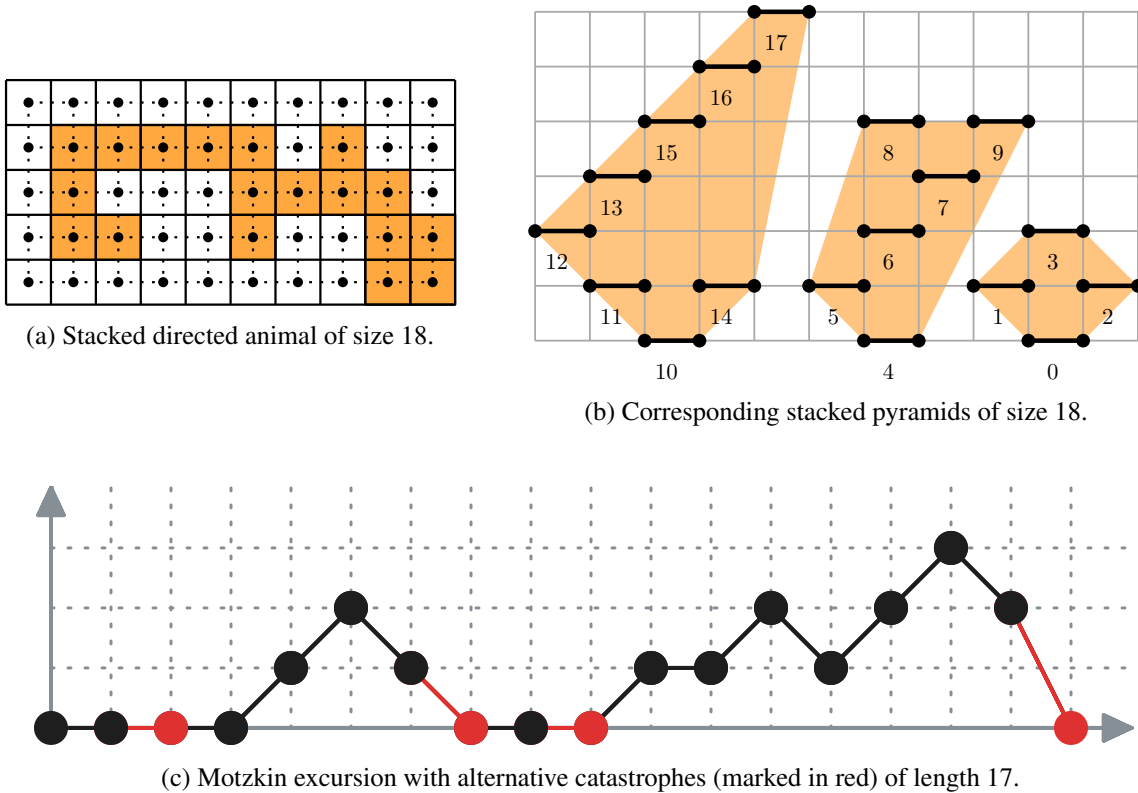


Figure 8: A stacked directed animal and its corresponding Motzkin excursion with alternative catastrophes. The dimers are numbered according to the order of their corresponding steps in the lattice path.

4 Conclusion and outlook

One advantage that is gained by viewing stacked directed animals as lattice paths comes with the reinterpretation of parameters in the language of lattice paths. In particular, we can use the cumulative size of all catastrophes to obtain the improved asymptotic lower bound $\frac{9}{28}n$ on the width of the connected heap associated with the animal compared to $\frac{3}{28}n$ from [2, Proposition 2].

Theorem 4.1. *Let M be a Motzkin excursion with alternative catastrophes of length n , let c_1, \dots, c_k denote the heights of all non-horizontal catastrophes and let H be the associated strict, connected heap obtained by Theorem 3.3. Then we have the following:*

1. *The number of minimal dimers in H is asymptotically equal to $\frac{3}{28}n$.*
2. *The cumulative size of all catastrophes plus the number of minimal dimers is asymptotically equal to $\frac{9}{28}n$.*

Proof (Sketch).

1. The number of minimal dimers in H is equal to $k + 1$. Using [1, Theorem 4.12] we get that this number is asymptotically equivalent to $\frac{3}{28}n$, where we recover the asymptotics from [2, Proposition 2].
2. Since the height of a non-horizontal catastrophe models the distance between a minimal dimer and the left-most dimer of an adjacent pyramidal factor, it serves as a lower bound on the distance between two minimal dimers. Hence, $1 + \sum_{\ell=1}^k (c_\ell + 1)$ yields a lower bound on the width of H . Using [1, Theorem 4.18] we get that the cumulative size of all catastrophes is asymptotically equivalent to $\frac{3}{14}n$. Therefore, $\frac{9}{28}n$ gives a lower bound on the width of stacked directed animals. This result improves the previous best asymptotic lower bound on the width by a factor of three. \square

In the long version of this paper, we will study lattice paths with alternative catastrophes in more detail, as well as more statistics between them and stacked directed animals.

Acknowledgements

Florian Schager was supported by the Austrian Science Fund (FWF): P 36280.

Michael Wallner was supported by the Austrian Science Fund (FWF): P 34142.

References

- [1] Cyril Banderier & Michael Wallner (2017): *Lattice paths with catastrophes*. *Discrete Math. Theor. Comput. Sci.* 19(1), doi:10.23638/DMTCS-19-1-23.
- [2] Mireille Bousquet-Mélou & Andrew Rechnitzer (2002): *Lattice animals and heaps of dimers*. *Discrete Math.* 258(1-3), pp. 235–274, doi:10.1016/S0012-365X(02)00352-7.
- [3] Andrew R. Conway & Anthony J. Guttmann (1995): *On two-dimensional percolation*. *J. Phys. A: Math. and Gen.* 28(4), pp. 891–904, doi:10.1088/0305-4470/28/4/015.
- [4] Deepak Dhar (1982): *Equivalence of the two-dimensional directed-site animal problem to Baxter's hard-square lattice-gas model*. *Phys. Rev. Lett.* 49(14), pp. 959–962, doi:10.1103/PhysRevLett.49.959.
- [5] S. Flesia, D.S. Gaunt, C.E. Soteros & S.G. Whittington (1994): *Statistics of collapsing lattice animals*. *J. Phys. A: Math. and Gen.* 27(17), pp. 5831–5846, doi:10.1088/0305-4470/27/17/016.
- [6] Alan Krinik, Gerardo Rubino, Daniel Marcus, Randall J Swift, Hassan Kasfy & Holly Lam (2005): *Dual processes to solve single server systems*. *J. Statist. Plann. Inference* 135(1), pp. 121–147, doi:10.1016/j.jspi.2005.02.010.
- [7] Lukasz Kusmierz, Satya N. Majumdar, Sanjib Sabhapandit & Grégory Schehr (2014): *First order transition for the optimal search time of Lévy flights with resetting*. *Phys. Rev. Lett.* 113, p. 220602, doi:10.1103/PhysRevLett.113.220602.
- [8] Wim Schoutens (2003): *Lévy Processes in Finance: Pricing Financial Derivatives*. John Wiley & Sons, doi:10.1002/0470870230.
- [9] Gérard Viennot (1985): *Problèmes combinatoires posés par la physique statistique*. *Astérisque* (121-122), pp. 225–246. Available at http://www.numdam.org/article/SB_1983-1984__26__225_0.pdf. Seminar Bourbaki, Vol. 1983/84.