

# DemoRank: Selecting Effective Demonstrations for Large Language Models in Ranking Task

Wenhan Liu  
Gaoling School of Artificial  
Intelligence  
Renmin University of China  
Beijing, China  
lwh@ruc.edu.cn

Yutao Zhu  
Gaoling School of Artificial  
Intelligence  
Renmin University of China  
Beijing, China  
yutaozhu94@gmail.com

Zhicheng Dou\*  
Gaoling School of Artificial  
Intelligence  
Renmin University of China  
Beijing, China  
dou@ruc.edu.cn

## ABSTRACT

Recently, there has been increasing interest in applying large language models (LLMs) as zero-shot passage rankers. However, few studies have explored how to select appropriate in-context demonstrations for the passage ranking task, which is the focus of this paper. Previous studies mainly use LLM’s feedback to train a retriever for demonstration selection. These studies apply the LLM to score each demonstration independently, which ignores the dependencies between demonstrations (especially important in ranking task), leading to inferior performance of top- $k$  retrieved demonstrations. To mitigate this issue, we introduce a demonstration reranker to rerank the retrieved demonstrations so that top- $k$  ranked ones are more suitable for ICL. However, generating training data for such reranker is quite challenging. On the one hand, different from demonstration retriever, the training samples of reranker need to incorporate demonstration dependencies. On the other hand, obtaining the gold ranking from the retrieved demonstrations is an NP-hard problem, which is hard to implement. To overcome these challenges, we propose a method to approximate the optimal demonstration list iteratively and utilize LLM to score demonstration lists of varying lengths. By doing so, the search space is greatly reduced and demonstration dependencies are considered. Based on these scored demonstration lists, we further design a list-pairwise training approach which compares a pair of lists that only differ in the last demonstration, to teach the reranker how to select the next demonstration given a previous sequence. In this paper, we propose a demonstration selection framework DemoRank for ranking task and conduct extensive experiments to prove its strong ability.

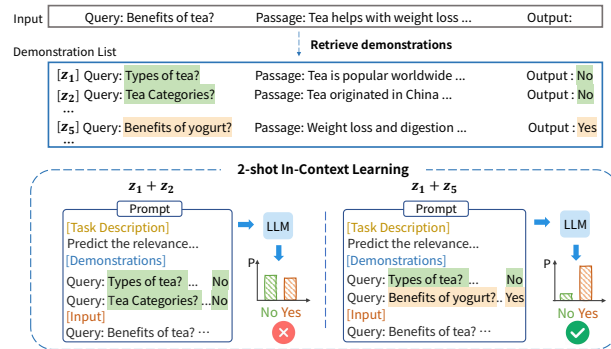
## KEYWORDS

Passage Ranking, Large Language Model, In-context Learning

## 1 INTRODUCTION

Large language models (LLM) have demonstrated remarkable performance across a spectrum of natural language processing (NLP) tasks. Recently, there has been significant interest in using LLMs for passage ranking tasks [19, 25, 35]. A typical approach is relevance generation, which judges the relevance of a query-passage pair in a pointwise manner. This method prompts LLMs to assess the relevance of a passage to a query by generating responses such as “Yes” or “No”. The relevance score is then computed based on the log-likelihood of these responses. This approach has been demonstrated to be effective in previous studies [11, 35].

\*Zhicheng Dou is the corresponding author.



**Figure 1: Compared with choosing top-2 demonstrations ( $z_1$  and  $z_2$ ), the combination of  $z_1$  and  $z_5$  provides richer and more diverse query-passage relationships, thus yielding better relevance assessment.**

In-context learning (ICL) has been proved as an emergent ability of LLMs [29], enabling them to adapt to specific tasks through several task demonstrations (*i.e.*, input-output examples). This mechanism facilitates the LLMs’ comprehension of both the objective and the expected output format of the task, thereby enhancing performance. Many studies have investigated the optimal selection of demonstrations for NLP tasks [10, 14, 28, 30, 32], highlighting the importance of tailored demonstrations in achieving high performance. However, the application of ICL to passage ranking tasks has not been extensively studied. Given the complex nature of passage ranking, ICL presents a challenging yet promising opportunity to enhance LLMs’ performance. Consequently, this study aims to develop effective demonstration selection strategies to optimize the application of ICL in passage ranking.

A widely-used and effective approach for demonstration selection is training a demonstration retriever using LLM’s feedback [3, 10, 15, 22, 24, 28]. This approach first utilizes an LLM to score some demonstration candidates based on LLM’s likelihood of producing the correct output given each candidate and the input, and choose positive and negative candidates based on scores for retriever training. Following this technique line, we propose to train a demonstration retriever tailored for passage ranking task based on LLM’s feedback.

In the inference stage, a common practice [28] is to use the trained retriever to retrieve a list of demonstrations and concatenate the top-retrieved ones together in the prompt for ICL. Despite

its effectiveness in NLP tasks, directly extending it into the passage ranking task may result in sub-optimal performance. The main challenge lies in the complex nature of the query-passage relationship in passage ranking, which may require a *combination* of multiple demonstrations to provide effective information for understanding such a relationship. Figure 1 shows an example of such problem. When selecting a 2-shot demonstration for the current input (a relevant query-passage pair), existing methods [22, 28] will choose the top-2 demonstrations ( $z_1$  and  $z_2$ ) returned by the retriever. However, we deem that combining  $z_1$  and  $z_5$  is more suitable for this case. This is because  $z_1$  and  $z_5$  have more distinct queries and opposite outputs (relevance label), which provide LLM with *richer and more diverse query-passage relationship signals*, thus contributing more to the relevance assessment. This example shows the insufficiency of pure relevance-based demonstration selection in the few-shot LLM-based passage ranking task. In this paper, we transform the problem of selecting the optimal  $k$ -shot demonstration from retrieved  $n$  demonstrations into a demonstration reranking problem and propose to train a dependency-aware demonstration reranker that iteratively selects the next demonstration given the previous demonstration sequence.

Nevertheless, training such a reranker is a very challenging task. As previously mentioned, it is unreasonable to use LLM’s feedback on each individual demonstration for training a reranker designed for  $k$ -shot selection, because demonstrations can influence each other. Additionally, constructing the ground truth ranking of a reranker tailored for  $k$ -shot selection requires finding the optimal  $k$ -shot permutation from the retrieved  $n$  demonstrations, which is an NP-hard problem. Theoretically, this requires using LLM to score total  $\frac{n!}{(n-k)!}$  demonstration permutations, which is highly time-consuming and impractical. To overcome these challenges, we propose an efficient approach to construct a kind of dependency-aware training samples. Specifically, our approach approximates the optimal demonstration list by iteratively selecting demonstrations from retrieved ones, which significantly reduces the search space. In each iteration, we use an LLM to score a set of demonstration lists that differ only in the last demonstration (e.g.,  $[z_3, z_1, z_2]$ ,  $[z_3, z_1, z_4]$ ,  $[z_3, z_1, z_5], \dots$ ). Taking the whole list as input, the LLM score considers the dependencies among demonstrations. After constructing the training samples, we design a novel list-pairwise training method which compares a pair of demonstration lists (e.g.,  $([z_3, z_1, z_2], [z_3, z_1, z_4])$ ), so that the reranker learns to select the next demonstration given a previous sequence.

To this end, we propose DemoRank, a **D**emonstration selection framework for passage **R**anking, using a two-stage “retrieve-then-rerank” strategy. In this framework, we first introduce a demonstration retriever DRetriever trained using demonstrations individually scored by LLM. Then, we introduce a dependency-aware demonstration reranker DReranker to iteratively select demonstrations, so as to obtain a reranked demonstration list. To address the challenges of its training, we propose a method to construct dependency-aware training samples that not only incorporates demonstration dependency but is also time-efficient. We also propose a list-pairwise approach for DReranker training, which focuses on comparing a pair of demonstration lists.

Experiments on a series of ranking datasets prove the effectiveness of DemoRank, especially in few-shot ICL. Further analysis also demonstrates the contribution of each proposed component and DemoRank’s strong ability under different scenarios, including limited training data, different demonstration numbers, unseen datasets, different LLM rankers, etc.

The main contributions of our paper are summarized as follows:

- (1) To the best of our knowledge, we are the first to comprehensively discuss effective demonstration selection in passage ranking and propose DemoRank which consists of a demonstration retriever and a dependency-aware demonstration reranker.
- (2) We propose an efficient method for constructing dependency-aware training samples for demonstration reranker.
- (3) Based on these training samples, we design a list-pairwise training approach to teach the reranker to select the next demonstration based on some contexts.

## 2 RELATED WORK

### 2.1 LLM for Passage Ranking

With the development of large language models (LLMs) in information retrieval [33], there have been many studies exploring how to utilize LLMs for the passage ranking task. In general, these studies can be divided into three categories: pointwise [11, 23], pairwise [19], and listwise methods [25]. Pointwise methods assess the relevance between a query and a single passage. A typical approach is relevance generation [11, 35], which provides LLM with a query-passage pair and instructs it to output “Yes” if the passage is relevant to the query or “No” if not. The relevance score can be calculated based on the generation probability of the token “Yes”. Another approach of pointwise methods is query generation [23, 36], which calculates relevance score based on the log-likelihood of generating the query based on the passage. Pairwise methods compare two passages at a time and determine their relative relevance to a query, and listwise methods directly rank a passage list.

Despite promising results, these studies only focus on the zero-shot scenarios, with less emphasis on how to select effective few-shot demonstrations. Manually written or rule-based selection [7] is inflexible for ranking tasks. In this paper, we explore more effective few-shot demonstrations selection approaches for ranking tasks. Previous studies [34] have revealed that relevance generation of the pointwise method is the most suitable method for passage ranking on open-source LLMs compared with other methods. Thus, we intend to use the relevance generation approach for passage ranking in this paper.

### 2.2 Demonstration Retrieval

A widely used demonstration selection approach is demonstration retrieval. Prior studies have explored using different retrievers for demonstration retrieval, which can be divided into two categories. One is utilizing off-the-shelf retrievers. For example, Agrawal et al. [1] propose to use BM25 for demonstration retrieval in machine translation. Liu et al. [12] propose to use a kNN-based retriever to retrieve demonstrations semantically similar to the test input. The other is to train a demonstration retriever using task-specific signals. For example, Rubin et al. [22] propose to distill the LLM’s feedback to a dense retriever EPR for the semantic parsing task.

Cheng et al. [3] focuses on training a demonstration retriever that improves LLMs’ performance in the cross-task and cross-model scenarios. Li et al. [10] and Wang et al. [28] propose to train the retriever iteratively on various NLP tasks. However, a common issue with these methods is that they directly choose the top-retrieved demonstrations, which may include redundant information and contribute little to the LLM’s understanding of relevance. In this paper, we take the demonstration dependencies into account and introduce a framework that first retrieves a list of demonstrations and then reranks in a dependency-aware manner, better aligning with the few-shot ICL in the ranking task.

### 3 PRELIMINARIES

#### 3.1 Relevance Generation for Ranking Task

Passage ranking aims to rank a list of retrieved passages based on their relevance to a query. Formally, given a query  $q$  and a passage list  $[p_1, \dots, p_n]$ , our task is to compute a relevance score  $S(q, p_i)$  for each passage. In the LLM-based relevance generation methods [11, 35], an LLM is provided with a prompt consisting of a query and a passage, and instructed to output a binary label “Yes” or “No” to indicate whether the passage is relevant to the query or not. Then a softmax function is applied to the logits of tokens “Yes” and “No”, and the probability of the token “Yes” is used as the relevance score:

$$Rs(q, p_i) = \Pr(\text{“Yes”}|T, q, p_i), \quad (1)$$

where  $T$  is the task description. Finally, the passages are ranked based on the relevance score  $S(q, p_i)$  in descending order.

#### 3.2 In-context Learning in Ranking Task

In-context learning is a technique that inserts a few demonstrations into the prompt to help LLMs perform a task without updating parameters. In relevance generation task, given  $k$  in-context demonstrations  $\{z_i\}_{i=1}^k$ , where  $z_i = (\hat{q}, \hat{p}, \hat{y})$  is a triple consisting of a query, a passage and a binary output (“Yes” or “No”) indicating the relevance label, the relevance score  $Rs(q, p_i)$  is calculated by:

$$Rs(q, p_i) = \Pr(\text{“Yes”}|T, \{z_i\}_{i=1}^k, q, p_i), \quad (2)$$

where  $T$  is the task description, which is used in ICL to help LLMs understand the task [10, 34].

### 4 THE DEMORANK FRAMEWORK

As shown in Figure 2, our DemoRank framework follows a process of demonstration retrieval and dependency-aware reranking. We construct the training data for demonstration retriever DRetriever by individually scoring each demonstration candidate. As for the demonstration reranker DReranker, as we mentioned in Section 1, it is unreasonable to individually score each demonstration and impractical to obtain the optimal demonstration ranking. To overcome these challenges, we construct a kind of dependency-aware training samples in an efficient way for DReranker training. Based on these training samples, we further propose a list-pairwise training approach for model optimization. In this section, we will elaborate on our demonstration pool construction, the pipeline of model training, and inference.

#### 4.1 Demonstration Pool Construction.

Given a passage ranking dataset (e.g., MS MARCO [16]), we use its training set to construct our demonstration pool  $\mathcal{P}$ . For each query in the training set, we construct positive and negative demonstrations by pairing the query with its relevant and irrelevant passages respectively. To maintain the output label balance in the demonstration pool  $\mathcal{P}$ , the number of negative demonstrations of each query is set equal to its positive demonstrations.

#### 4.2 Demonstration Retriever DRetriever

In this part, we train DRetriever to retrieve potentially useful demonstrations for subsequent dependency-aware reranking. We apply an LLM to score a set of demonstration candidates to obtain supervised signals and use them to train the retriever through a multi-task learning strategy.

**4.2.1 Scoring with LLM.** For a training input  $I = (q, p)$  which contains a query-passage pair, we select a set of demonstrations from demonstration pool  $\mathcal{P}$  as training candidates. Following previous studies [28], we employ the BM25 algorithm to retrieve top- $b$  demonstrations. Due to the complex nature of passage ranking, the utility of a demonstration is not directly related to its similarity to the input [7]. To include more potential useful demonstrations for training, we also randomly sample another  $b$  demonstrations from  $\mathcal{P}$ . The total number of training candidates is annotated as  $N$  ( $N = 2 * b$ ).

After that, we apply a frozen LLM scorer to score each demonstration  $z_i$  for the training input  $I$  using the following equation:

$$f(z_i, I) = \frac{\Pr(y|T, z_i, I)}{\sum_{y' \in Y} \Pr(y'|T, z_i, I)}, \quad (3)$$

where  $y$  is the relevance label for the query-passage pair in  $I$ ,  $Y = \{\text{“Yes”}, \text{“No”}\}$  is the label space and  $T$  is the task description. In this paper, the LLM scorer uses the same model as the LLM passage ranker. Nevertheless, we also explored the transferability of LLM scorer on different LLM passage rankers in Section 5.3.5).

**4.2.2 Training.** Our DRetriever is based on bi-encoder architecture. Given the current training input  $I = (q, p)$  and a candidate  $z_i$ , we use encoder  $E_I$  and demonstration encoder  $E_z$  to encode them respectively and calculate the similarity score as:

$$S(I, z_i) = E_I(I)^T E_z(z_i), \quad (4)$$

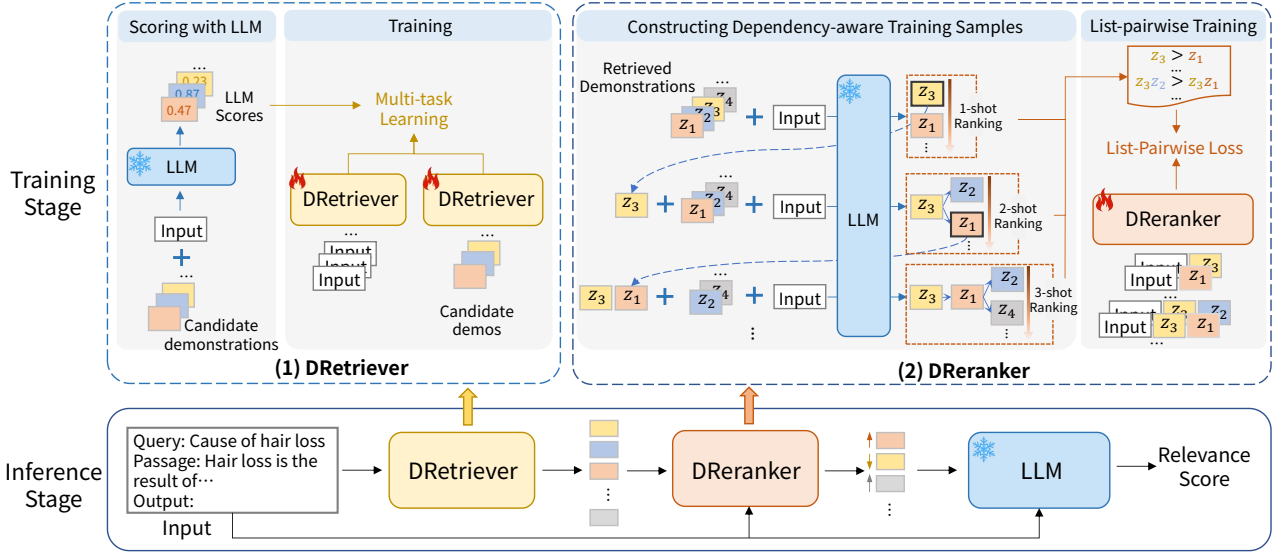
where the two encoders  $E_I$  and  $E_z$  share same parameters and encode with average pooling.

Then we apply a contrastive loss  $L_c$  to maximize the score between the training input  $I$  and positive demonstration  $z_i^+$  and minimize it for negative demonstration  $z_i^-$ . Here  $z^+$  is the demonstration with the highest LLM score and  $z_i^-$  are the remaining ones. The contrastive loss  $L_c$  is calculated as:

$$L_c = -\log \frac{e^{S(I, z^+)}}{\sum_{z' \in Z} e^{S(I, z')}}, \quad (5)$$

where  $Z = \{z^+, z_1^-, \dots, z_{N-1}^-\}$ . Here we choose not to use in-batch negatives. The reasons are discussed in Section 5.3.1.

To make use of the fine-grained supervision of LLM’s feedback, we also consider a ranking loss RankNet [2] to inject the ranking



**Figure 2: An overview of our proposed framework DemoRank. It comprises two main components: DRetriever and DReranker. We first train the DRetriever using demonstration candidates individually scored by LLM. Then, We iteratively construct a set of dependency-aware training samples (each sample is a ranking of a  $k$ -shot demonstration list) and use a list-pairwise training approach to optimize the DReranker. During inference, we first use DRetriever to obtain a list of demonstrations and then apply DReranker to iteratively select demonstrations to obtain the top- $k$  reranked demonstrations for ICL.**

signal of candidates into training:

$$L_r = \sum_{i,j} \mathbb{1}_{r_i < r_j} \log(1 + e^{S(I,z_j) - S(I,z_i)}), \quad (6)$$

where  $r_i$  is the rank of  $z_i$  in  $Z$  when sorted in descending order by the LLM score.

The final loss function  $L$  is defined as the weighted sum of contrastive loss  $L_c$  and ranking loss  $L_r$ :

$$L = \lambda L_c + L_r, \quad (7)$$

where  $\lambda$  is a pre-defined hyper-parameter.

### 4.3 Demonstration Reranker DReranker

Previous studies [10, 22, 28] mainly use the top- $k$  retrieved demonstrations for ICL which ignores the demonstration dependencies and could be sub-optimal for ranking tasks. In this part, we introduce a novel demonstration reranker DReranker to rerank the retrieved demonstrations to make the top- $k$  more suitable for  $k$ -shot ICL. As mentioned in Section 1, generating training data for the DReranker presents significant challenges: (1) LLM’s feedback on individual demonstrations used for retriever training fails to capture the demonstration dependencies; (2) constructing the ground truth ranking for  $k$ -shot demonstration requires using LLM scorer to evaluate all possible permutations, which has high time complexity and impossible. To overcome these challenges, we design a time-efficient approach to iteratively approximate the optimal demonstration sequence and generate a series of scored demonstration lists at each iteration, which will be used as the training samples for DReranker. In this process, the LLM scorer evaluates

multiple demonstrations at a time, thus taking the demonstration dependencies into account. Finally, we propose a list-pairwise training approach which compares a pair of demonstration lists (with only the last demonstration being different). This approach teaches the DReranker how to select the next demonstration given the previously selected ones.

---

#### Algorithm 1 Constructing dependency-aware training samples

---

**Input:** Training input  $I$ , maximum iteration  $K$ .

**Output:** Dependency-aware training samples  $O$ .

- 1: Retrieve top- $M$  demonstrations  $Z^I$
  - 2:  $O \leftarrow \{\}$ , selected demonstrations  $Z^S \leftarrow []$ , unselected demonstrations  $Z^U \leftarrow Z^I$
  - 3: **for**  $i = 1$  to  $K$  **do**
  - 4:   Score and rank each  $z_j \in Z^U$  using  $f(Z^S \oplus z_j, I)$  based on Equation (3)
  - 5:   Append  $(I, Z^S, Z^U)$  and the ranking of scored  $Z^U$  to  $O$
  - 6:   Select a demonstration  $z^* \in Z^U$  based on Equation (8)
  - 7:   Append  $z^*$  to  $Z^S$ , remove  $z^*$  from  $Z^U$
  - 8: **end for**
  - 9: **return**  $O$
- 

**4.3.1 Constructing Dependency-aware Training Samples.** As we mentioned above, our DReranker acts as a sequential demonstration selector. To generate its training data, we propose to approximate the optimal demonstration sequence iteratively and construct a kind of dependency-aware training samples. Specifically, given a training input  $I$ , we use our trained DRetriever to retrieve top- $M$

demonstrations  $Z^f$  from the demonstration pool. For the first iteration, we use the LLM scorer to score and rank these demonstrations based on Equation (3). Then, we design a sampling strategy to select a demonstration from the unselected demonstrations  $Z^u$  ( $Z^u=Z^f$  for the first iteration) based on its rank:

$$p(z_i) = \frac{g(z_i)}{\sum_{z_j \in Z^u} g(z_j)}, \quad g(z_i) = \exp(-r_i), \quad (8)$$

where  $r_i$  is the rank of demonstration  $z_i$ . This strategy ensures that higher-scoring demonstrations are more likely to be selected for constructing the optimal demonstration sequence. Meanwhile, it retains the possibility of selecting lower-scoring demonstrations, which helps DReranker select the next demonstration when the previous sequence is not good enough, thus improving its ability to handle previous sequences of different quality. For the  $k$ -th iteration, we use the LLM scorer to score each unselected demonstration by concatenating it with previously selected demonstration sequence and obtain a ranked list. Then we select a demonstration based on the same sampling strategy. Meanwhile, we obtain a ranking of  $k$ -shot demonstration list (e.g., 3-shot ranking ( $[z_3, z_1, z_2] > [z_3, z_1, z_4] > \dots$ ) in Figure 2), which acts as a dependency-aware training sample and will be used by our list-pairwise training approach in the next section. In this way, the dependency between each demonstration and previous demonstrations is considered. Note that as the number of iterations increases, the computational cost of LLM inference also increases. Due to limited computational resources, we set a maximum iteration number  $K$ . Algorithm 1 shows the whole constructing process.

**4.3.2 List-pairwise Training.** Learning to rank approaches are usually divided into three categories: pointwise, pairwise and listwise [13]. Demonstration reranking is naturally a listwise problem because the score of a demonstration depends on previous demonstrations. Take the 3-shot demonstration in Figure 2 as an example, given that  $z_3$  and  $z_1$  have been selected,  $z_2$  have a higher LLM score than  $z_4$ . In this part, we propose a list-pairwise training method to optimize our DReranker. We call it list-pairwise because the loss is calculated by comparing a pair of demonstration lists  $(l_1, l_2)$  where  $l_1$  and  $l_2$  differ only in the last demonstration. With the dependency-aware training samples from 1-shot to  $K$ -shot already constructed, we generate all pairs of demonstration lists for each shot (for 1-shot, the list length is 1). Then, we calculate our list-pairwise loss similarly to the pairwise RankNet loss:

$$L_{\text{list-pairwise}} = \sum_{k=1}^K \sum_{i,j}^{|L_k|} \mathbb{1}_{r_i < r_j} \log \left( 1 + e^{\text{score}(I, l_j) - \text{score}(I, l_i)} \right), \quad (9)$$

where  $L_k$  is the ranked list of  $k$ -shot demonstration list,  $r_i$  is the rank of  $i$ -th demonstration list  $l_i$  in  $L_k$ . Our DReranker is based on a cross-encoder model, which calculates  $\text{score}(I, l_i)$  by taking the concatenation of the training input  $I$  and demonstration list  $l_i$  as input, and output a score using the representation of “[CLS]” token. Observing demonstration lists of different shots helps the DReranker learn to select the optimal demonstration under a given previous demonstration sequence.

## 4.4 Inference

During inference, we first encode the entire demonstration pool  $\mathcal{P}$  using our trained DRetriever and build the index. Then, given a test input  $I^{\text{test}} = (q^{\text{test}}, p_i^{\text{test}})$ , we first retrieve top- $D$  demonstrations using DRetriever. Then, we sequentially and greedily select the highest-scoring demonstration and append it to the ranking list. Specifically, the first demonstration is selected only conditioned on the test input  $I^{\text{test}}$ . Once the top- $i$  demonstrations have been selected, we choose the demonstration from the unselected ones that, when concatenated with the selected top- $i$  demonstration and  $I^{\text{test}}$ , results in the highest LLM score, and append it to the ranking list. This process is repeated until the ranking list contains  $K$  demonstrations. Finally, we choose these  $k$  demonstrations as the in-context demonstrations and concatenate them with the test input to calculate the relevance score. We perform this process for all retrieved passages of  $q^{\text{test}}$  and rank these passages based on their relevance scores.

## 5 EXPERIMENTS

### 5.1 Setting

**5.1.1 Datasets.** In our experiments, we train and evaluate our DemoRank on diverse ranking datasets, including HotpotQA [31], NQ [9], FEVER [26] and MS MARCO [16]. We use their training set to train our models respectively and evaluate the models on the corresponding test set (for MS MARCO, the evaluation is conducted on its development set as well as two in-domain datasets, TREC DL19 [6] and TREC DL20 [5]).

**5.1.2 Implementation Details.** We use FLAN-T5-XL [4] as the LLM scorer and passage ranker unless otherwise specified. For the construction of training input, we pair each query in the training set with one relevant passage and one irrelevant passage respectively, thus generating two training inputs. Next, we will introduce the training details of our models. As for DRetriever, we set the number of demonstration candidates  $N$  as 50 and hyper-parameter  $\lambda$  for multi-task learning as 0.2. Following previous study [28], we use e5-base-v2 [27] to initialize DRetriever. As for DReranker, the number  $M$  of retrieved demonstrations for scoring is 50 and the maximum iteration number  $K$  in Section 4.3 is set as 3. We apply DeBERTa-v3-base [8] for model initialization. Both the DRetriever and DReranker are trained for 2 epochs. During inference, the number of retrieved demonstration  $D$  for reranking is set as 30.

**5.1.3 Baselines.** We compare our demonstration selection method with a series of baselines:

- **Initial Order:** Following previous studies [25, 35], we use the top-100 passages retrieved by BM25 as the initial passages order. All the subsequent baselines will perform reranking on these passages.
- **0-shot:** The passage ranking approach based on relevance generation without any demonstration.
- **Random:** We randomly sample demonstrations from the demonstration pool  $\mathcal{P}$  for each test input.
- **DBS [7]:** DBS is a rule-based selection approach based on query generation in passage ranking. It selects the demonstrations which are the most difficult for the LLM to predict. In this paper, we implemented the algorithm based on the relevance generation approach. We define a score for each demonstration as the probability of the

**Table 1: Main results (NDCG@10) on different datasets. The best results are marked in bold and the column Average represents the average performance of all datasets. "†" indicates the model outperforms the best baseline significantly with paired t-test at  $p$ -value  $< 0.05$  level.**

Method	HotpotQA	NQ	FEVER	DL19	DL20	MS MARCO	Average
Initial Order	63.30	30.55	65.13	50.58	47.96	22.84	46.73
0-shot	60.65	48.62	38.92	66.13	65.57	33.24	52.19
Random	59.42	48.61	38.61	66.57	64.84	33.70	51.96
K-means	59.27	48.71	38.33	66.30	66.22	33.73	52.09
DBS	60.15	48.62	39.00	66.40	65.21	33.61	52.17
BM25	63.18	49.78	40.19	66.08	65.85	34.03	53.19
SBERT	58.38	49.23	36.80	66.67	65.07	33.71	51.64
E5	63.42	49.60	39.71	66.40	65.33	34.07	53.09
DemoRank	<b>67.03</b> <sup>†</sup>	<b>52.31</b> <sup>†</sup>	<b>48.43</b> <sup>†</sup>	<b>67.76</b>	<b>66.76</b>	<b>35.31</b> <sup>†</sup>	<b>56.27</b>

LLM generating the corresponding relevance label given a query and passage. The demonstrations with the lowest scores are applied.

- **K-means**: K-means is another static demonstration selection approach. This method clusters all the demonstrations in the pool into  $k$  clusters and then selects  $k$  demonstrations closest to each cluster center for ICL. We use the E5 [27] model to obtain the demonstration embeddings for clustering.
- **BM25** [21]: BM25 is a widely-used sparse retriever. We apply it to retrieve demonstrations that are most similar to the test query.
- **SBERT** [20]: We use Sentence-BERT as the off-the-shelf demonstration retriever following [22]<sup>1</sup>. We use SBERT to encode all the demonstrations in the pool and retrieve the most similar ones.
- **E5** [27]: E5 is another off-the-shelf dense retriever. Following Wang et al. [28], we use the same retrieval method as SBERT based on e5-base-v2 checkpoint<sup>2</sup>.

## 5.2 Main Results

We compare DemoRank with baselines in 3-shot ICL and the main results are shown in Table 1. From the results, we draw the following observations:

(1) Our framework DemoRank shows the best performance on all datasets and outperforms the second-best baselines with  $p$ -value  $< 0.05$  on most datasets, which indicates the significance of the improvements. For example, DemoRank outperforms the second-best model E5 on HotpotQA by about 4 points, and the second-best model BM25 on FEVER by about 8 points. The lack of significance on DL19 and DL20 is likely due to the small dataset size (only a few dozen queries), causing higher result variance.

(2) Random selection and rule-based methods (such as K-means and DBS) struggle to achieve performance improvements and may even be harmful (*e.g.*, on the HotpotQA dataset). This is quite different from the phenomenon observed in the NLP field [10, 28], indicating that the demonstration selection for passage ranking is a very complex task.

(3) The similarity-based demonstration selection methods (*e.g.*, BM25 and E5) perform well compared to other baselines. This suggests that the similarity between the demonstration and the input

also helps select useful demonstrations. However, compared to DemoRank, they still fall significantly behind, proving that DemoRank can better model the relationships between the input and demonstrations, as well as the demonstration dependencies, thereby helping to select more effective few-shot demonstrations.

(4) The improvement from DemoRank compared to 0-shot varies greatly across datasets. For instance, DemoRank yields a 1-2 point gain on MSMARCO passage ranking datasets (MSMARCO, DL19, DL20) but nearly a 7-point boost on HotpotQA. We speculate that this is due to the varying difficulty levels of different datasets. HotpotQA is a multi-hop QA dataset, which requires more complex query understanding and reasoning than MSMARCO passage ranking datasets. Therefore, introducing demonstrations can better help the LLM understand the task, leading to greater improvements.

## 5.3 Analysis

In this section, we discuss different variants of DemoRank, compare DemoRank with different supervised passage rankers, and evaluate its performance using different demonstration numbers, unseen datasets, different LLM passage rankers and different demonstration retrieval numbers.

**5.3.1 Different Variants of DemoRank.** To understand the effectiveness of each component in DemoRank, we further evaluate different variants of DemoRank. We conduct the experiments on FEVER, NQ and DL19 with 3-shot ICL, shown in Table 2. First, we remove our demonstration reranker DReranker from DemoRank and only use demonstrations retrieved by our demonstration retriever DRetriever, denoted as “- DemoRank w/o DReranker”. We can see that removing DReranker causes about 1.5 points drop, which proves the effectiveness of our DReranker. Secondly, to further validate the effectiveness of our dependency-aware reranking approach, we introduce another reranker variant that ignores the demonstration dependency, denoted as “DemoRank w/o Dependency”. Specifically, given the demonstrations  $Z_r$  retrieved by our DRetriever, this variant uses LLM to calculate a score of each candidate without considering other candidates, following the same scoring strategy as DRetriever. After that, the ranking list of scored demonstrations is used to fine-tune a demonstration reranker with the pairwise loss RankNet. Without considering the demonstration

<sup>1</sup>The checkpoint is from <https://huggingface.co/sentence-transformers/paraphrase-mpnet-base-v2>.

<sup>2</sup><https://huggingface.co/intfloat/e5-base-v2>



**Table 2: Results (NDCG@10) of different variants.**

Method	FEVER	NQ	DL19	Average
<i>Ablation study</i>				
- DRetriever w/ IBN	44.43	51.68	67.14	54.42
- DRetriever w/o $L_r$	43.65	50.65	67.65	53.98
- DemoRank w/o DReranker	44.40	51.69	67.70	54.60
- DemoRank w/o Dependency	46.64	51.72	67.12	55.16
DemoRank	48.43	52.31	67.76	<b>56.17</b>
<i>Using E5 as demonstration retriever</i>				
E5	39.71	49.60	66.40	51.90
DemoRank <sub>E5</sub>	47.29	51.76	68.19	<b>55.75</b>

**Table 3: Results (NDCG@10) on MS MARCO, DL19 and DL20. QNum represents the number of queries used in the MS MARCO training set.**

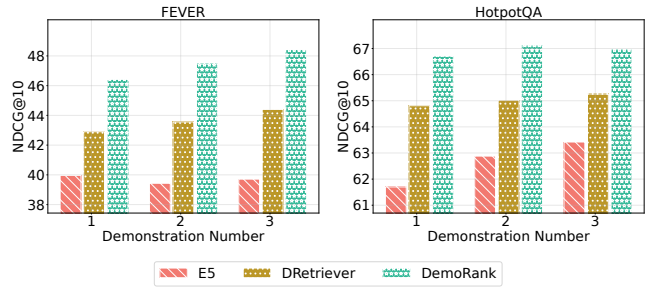
QNum	Method	MS MARCO	DL19	DL20
0	0-shot	33.24	66.13	65.57
500K	monoBERT	39.97	70.70	67.28
	monoT5	<b>40.05</b>	70.58	<b>67.33</b>
	monoFLAN-T5	36.22	<b>70.72</b>	66.26
	DemoRank	35.31	67.76	66.76
20K	monoBERT	30.69	63.61	59.32
	monoT5	29.79	61.16	52.72
	monoFLAN-T5	32.90	64.23	64.90
	DemoRank	<b>34.97</b>	<b>67.33</b>	<b>67.53</b>

dependency, this variant lags behind DemoRank by about 2 points on FEVER and 1 point on average, which further proves that our dependency-aware reranking approach helps select more effective few-shot demonstrations.

We also investigate the effectiveness of ranking loss  $L_r$  and the in-batch negatives on DRetriever training. Note that “DemoRank w/o DReranker” represents only applying DRetriever. Removing  $L_r$  (denoted as DRetriever w/o  $L_r$ ) causes about 0.6 points drop on average, which proving the effectiveness of ranking signals in scored demonstrations. Besides, incorporating the in-batch negatives into contrastive learning (denoted as DRetriever w/o IBN) brings no significant improvement and even causes a performance drop on DL19. This is because the utility of demonstrations in ranking tasks is not directly related to their similarity with the training input and the randomly sampled in-batch demonstrations may have a high score and act as a positive. Considering the lack of performance improvement and the additional computational overhead, we did not use in-batch negatives.

Lastly, we also validate the training effectiveness of our DReranker on different demonstration retrievers by replacing our trained DRetriever with E5 in our whole framework, denoted as DemoRank<sub>E5</sub>. From the results, we can see that DemoRank<sub>E5</sub> significantly improves E5, which proves that our DReranker’s training is flexible and not restricted by specific demonstration retriever.

**5.3.2 Comparison with Supervised Rankers.** The training of DemoRank is primarily based on queries in the training set, which



**Figure 3: The impact of demonstration number.**

can also be used to directly finetune a supervised passage ranker. MonoBERT [17] and monoT5 [18] are two supervised baselines widely used for comparison in passage ranking task. In this part, we choose monoBERT (340M) and monoT5 (220M) for comparison. Besides, we also introduce an LLM-based supervised ranker, named monoFLAN-T5, which uses the FLAN-T5-XL as the foundation model to enable a more fair comparison with DemoRank in LLM ranker size and adopts similar training strategy as monoT5. We compare DemoRank with the three baselines under different quantities of training queries (500K and 20K). We choose MS MARCO as the training set and NDCG@10 as the metric. We also report the 0-shot performance as a reference. The results are shown in Table 3. We can see that supervised models have a performance advantage when provided with 500K training queries. However, when the number of training queries is limited to 20K, DemoRank significantly outperforms them on three datasets and also shows a significant improvement over the 0-shot baseline. This suggests that when training data is limited, DemoRank is more effective than supervised models, highlighting the potential of DemoRank in low-resource scenarios.

**5.3.3 Different Demonstration Numbers.** Demonstration number is often considered a key factor affecting ICL. In this part, we discuss the performance of our models under different demonstration numbers. We compare DemoRank with E5 baseline on FEVER and HotpotQA datasets, using NDCG@10 as the metric. we also compare with our DRetriever to better show the improvement of our DReranker. The results are shown in Figure 3. We can see that both DRetriever and DemoRank outperform E5 consistently across different demonstration numbers, and our DReranker consistently improves DRetriever, which proves the effectiveness of our proposed models. Besides, we observe that when expanding from 2-shot to 3-shot, the performance of DemoRank on HotpotQA slightly decreases. We speculate that this is because 2-shot demonstrations already provide sufficient knowledge for the model, and adding more demonstrations may introduce unnecessary noise.

**5.3.4 Generalization on Unseen Datasets.** One of the application scenarios of DemoRank is its generalization on unseen datasets. To prove this, we evaluate DemoRank trained on MS MARCO dataset on a series of BEIR datasets. We choose 0-shot, E5 demonstration retriever, and the supervised passage ranker MonoBERT [17], which is also trained on the MS MARCO dataset, for comparison. We use the demonstration pool from MS MARCO due to the lack of training sets in most BEIR datasets. The results are shown in Table 4. We

**Table 4: Results (NDCG@10) on BEIR. Best results are marked in bold. We use MS MARCO’s demonstration pool for retrieval and 3-shot ICL for E5 and DemoRank.**

Method	Robust04	SCIDOCS	DBPedia	NEWS	FiQA	Quora	NFCorpus	Avg
Initial Order	40.70	14.90	31.80	39.52	23.61	78.86	33.75	37.59
MonoBERT	44.18	15.99	<b>41.70</b>	44.62	32.06	74.65	34.97	41.17
0-shot	47.90	16.33	36.22	45.01	35.30	83.42	35.89	42.87
E5	46.49	16.78	37.72	45.40	35.38	<b>84.13</b>	35.44	43.05
DemoRank	<b>48.94</b>	<b>17.09</b>	39.67	<b>46.66</b>	<b>36.18</b>	84.04	<b>36.05</b>	<b>44.09</b>

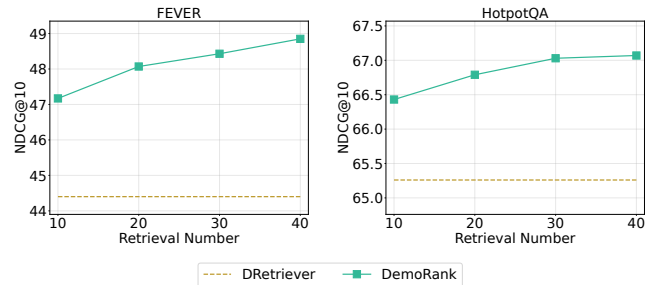
**Table 5: Results (NDCG@10) of different LLM ranker. We apply 3-shot ICL for BM25, E5 and DemoRank.**

Method	FEVER	NQ	DL19	Average
Initial Order	65.13	30.55	50.58	46.73
Flan-T5-XXL				
0-shot	37.38	47.61	66.22	50.40
BM25	43.89	50.47	66.82	53.73
E5	43.86	50.14	66.45	53.48
DemoRank	<b>50.89</b>	<b>51.68</b>	<b>69.23</b>	<b>57.27</b>
Llama-3-8B-Instruct				
0-shot	27.53	36.24	58.47	40.75
BM25	29.22	35.31	59.24	41.26
E5	28.64	36.76	57.36	40.92
DemoRank	<b>45.50</b>	<b>37.11</b>	<b>60.93</b>	<b>47.85</b>

can see that DemoRank outperforms the second-best model E5, by an average of about 1 point, proving its generalization ability. Furthermore, we also draw an interesting observation: despite using demonstrations from MS MARCO, DemoRank improves the 0-shot baseline across all datasets, indicating the potential of cross-dataset demonstrations in ICL.

**5.3.5 Transferability across different LLM Rankers.** In previous experiments, we used the same LLM (Flan-T5-XL) as the demonstration scorer and passage ranker. It is unknown whether the passage ranker could be replaced with other LLMs in the inference stage. In this section, we evaluate DemoRank’s transferability across different LLM rankers on FEVER, NQ and DL19 datasets, and compare with several baselines including 0-shot, BM25, and E5. We experiment with Flan-T5-XXL (larger model size) and Llama-3-8B-Instruct (different model architecture) and the results are shown in Table 5. From the results, we can see that DemoRank outperforms all the baselines when using two different LLM rankers, proving its strong transferability. Besides, we observe that when using Flan-T5-XXL as LLM Ranker, DemoRank yields higher performance on FEVER and DL19 (50.89 and 69.23) compared with Flan-T5-XL (48.43 and 67.76 in Table 1). This shows DemoRank’s potential ability to improve passage ranking with larger-scale LLM rankers.

**5.3.6 The impact of retrieved demonstration number  $D$ .** Our DRanker aims to select few-shot demonstrations from top- $D$  demonstrations retrieved by DRetriever. Thus, DRanker’s performance

**Figure 4: The impact of retrieved demonstration number on the performance of DemoRank.**

highly relies on the quality of these retrieved  $D$  demonstrations. In this part, we intend to explore the impact of different retrieval numbers  $D$  on the performance of DRanker. We choose different retrieval numbers  $D$  (10, 20, 30 and 40), perform reranking using DRanker, and evaluate the performance of 3-shot ICL on FEVER and HotpotQA datasets. We also report the results of DRetriever as a reference. The results are shown in Figure 4. From the results, we observe that increasing the retrieval number  $D$  consistently enhances the DemoRank’s performance on both datasets. This indicates that a larger pool of retrieved demonstrations allows the DRanker to select more effective few-shot demonstrations. Besides, DemoRank’s performance on the HotpotQA dataset shows marginal improvement when the retrieval number increases from 30 to 40. This suggests that the most useful demonstrations are primarily concentrated within the top 30 retrieved ones on HotpotQA.

## 6 CONCLUSION

In this paper, we discuss the challenges of demonstration selection in ranking task and propose DemoRank framework which consists of a demonstration retriever and a dependency-aware reranker. Different from the demonstration retriever’s training which models demonstrations independently, the demonstration reranker is trained using dependency-aware training samples which are constructed using an efficient method. We also design a novel list-pairwise training approach for reranker optimization, which compares a pair of demonstration lists that differ only in the last demonstration. Experiments on various ranking datasets prove the effectiveness of DemoRank. Further analysis shows the effectiveness of each proposed component, the advantages compared to supervised models, performance on different demonstration numbers, generalization on unseen datasets, etc.



## REFERENCES

- [1] Sweta Agrawal, Chunting Zhou, Mike Lewis, Luke Zettlemoyer, and Marjan Ghazvininejad. 2023. In-context Examples Selection for Machine Translation. In *Findings of the Association for Computational Linguistics: ACL 2023, Toronto, Canada, July 9-14, 2023*, Anna Rogers, Jordan L. Boyd-Graber, and Naoaki Okazaki (Eds.). Association for Computational Linguistics, 8857–8873. <https://doi.org/10.18653/v1/2023.FINDINGS-ACL.564>
- [2] Christopher J. C. Burges, Tal Shaked, Erin Renshaw, Ari Lazier, Matt Deeds, Nicole Hamilton, and Gregory N. Hullender. 2005. Learning to rank using gradient descent. In *Machine Learning, Proceedings of the Twenty-Second International Conference (ICML 2005), Bonn, Germany, August 7-11, 2005 (ACM International Conference Proceeding Series, Vol. 119)*, Luc De Raedt and Stefan Wrobel (Eds.). ACM, 89–96. <https://doi.org/10.1145/1102351.1102363>
- [3] Daixuan Cheng, Shaohan Huang, Junyu Bi, Yuefeng Zhan, Jianfeng Liu, Yujing Wang, Hao Sun, Furu Wei, Weiwei Deng, and Qi Zhang. 2023. UPRISE: Universal Prompt Retrieval for Improving Zero-Shot Evaluation. In *EMNLP*. Association for Computational Linguistics, 12318–12337.
- [4] Hyung Won Chung, Le Hou, Shayne Longpre, Barret Zoph, Yi Tay, William Fedus, Eric Li, Xuezhi Wang, Mostafa Dehghani, Siddhartha Brahma, Albert Webson, Shixiang Shane Gu, Zhuyun Dai, Mirac Suzgun, Xinyun Chen, Aakanksha Chowdhery, Sharan Narang, Gaurav Mishra, Adams Yu, Vincent Y. Zhao, Yanping Huang, Andrew M. Dai, Hongkun Yu, Slav Petrov, Ed H. Chi, Jeff Dean, Jacob Devlin, Adam Roberts, Denny Zhou, Quoc V. Le, and Jason Wei. 2022. Scaling Instruction-Finetuned Language Models. *CoRR* abs/2210.11416 (2022).
- [5] Nick Craswell, Bhaskar Mitra, Emine Yilmaz, and Daniel Campos. 2020. Overview of the TREC 2020 Deep Learning Track. In *TREC (NIST Special Publication, Vol. 1266)*. National Institute of Standards and Technology (NIST).
- [6] Nick Craswell, Bhaskar Mitra, Emine Yilmaz, Daniel Campos, and Ellen M. Voorhees. 2020. Overview of the TREC 2019 deep learning track. *CoRR* abs/2003.07820 (2020).
- [7] Andrew Drozdov, Honglei Zhuang, Zhuyun Dai, Zhen Qin, Razieh Rahimi, Xuanhui Wang, Dana Alon, Mohit Iyyer, Andrew McCallum, Donald Metzler, and Kai Hui. 2023. PaRaDe: Passage Ranking using Demonstrations with LLMs. In *Findings of the Association for Computational Linguistics: EMNLP 2023*, Houda Bouamor, Juan Pino, and Kalika Bali (Eds.). Association for Computational Linguistics, Singapore, 14242–14252. <https://doi.org/10.18653/v1/2023.findings-emnlp.950>
- [8] Pengcheng He, Jianfeng Gao, and Weizhu Chen. 2023. DeBERTaV3: Improving DeBERTa using ELECTRA-Style Pre-Training with Gradient-Disentangled Embedding Sharing. In *ICLR*. OpenReview.net.
- [9] Tom Kwiatkowski, Jennimaria Palomaki, Olivia Redfield, Michael Collins, Ankur P. Parikh, Chris Alberti, Danielle Epstein, Illia Polosukhin, Jacob Devlin, Kenton Lee, Kristina Toutanova, Llion Jones, Matthew Kelcey, Ming-Wei Chang, Andrew M. Dai, Jakob Uszkoreit, Quoc Le, and Slav Petrov. 2019. Natural Questions: a Benchmark for Question Answering Research. *Trans. Assoc. Comput. Linguistics* 7 (2019), 452–466.
- [10] Xiaonan Li, Kai Lv, Hang Yan, Tianyang Lin, Wei Zhu, Yuan Ni, Guotong Xie, Xiaoling Wang, and Xipeng Qiu. 2023. Unified Demonstration Retriever for In-Context Learning. In *ACL (1)*. Association for Computational Linguistics, 4644–4668.
- [11] Percy Liang, Rishi Bommasani, Tony Lee, Dimitris Tsipras, Dilara Soylu, Michihito Yasunaga, Yian Zhang, Deepak Narayanan, Yuhuai Wu, Ananya Kumar, Benjamin Newman, Binhang Yuan, Bobby Yan, Ce Zhang, Christian Cosgrove, Christopher D. Manning, Christopher Ré, Diana Acosta-Navas, Drew A. Hudson, Eric Zelikman, Esin Durmus, Faisal Ladhak, Frieda Rong, Hongyu Ren, Huaxiu Yao, Jue Wang, Keshav Santhanam, Laurel J. Orr, Lucia Zheng, Mert Yükekçönül, Mirac Suzgun, Nathan Kim, Neel Guha, Niladri S. Chatterji, Omar Khattab, Peter Henderson, Qian Huang, Ryan Chi, Sang Michael Xie, Shibani Santurkar, Surya Ganguli, Tatsunori Hashimoto, Thomas Icard, Tianyi Zhang, Vishrav Chaudhary, William Wang, Xuechen Li, Yifan Mai, Yuhui Zhang, and Yuta Koreeda. 2022. Holistic Evaluation of Language Models. *CoRR* abs/2211.09110 (2022). <https://doi.org/10.48550/arXiv.2211.09110> arXiv:2211.09110
- [12] Jiachang Liu, Dinghan Shen, Yizhe Zhang, Bill Dolan, Lawrence Carin, and Weizhu Chen. 2022. What Makes Good In-Context Examples for GPT-3?. In *DeeLIO@ACL*. Association for Computational Linguistics, 100–114.
- [13] Tie-Yan Liu et al. 2009. Learning to rank for information retrieval. *Foundations and Trends® in Information Retrieval* 3, 3 (2009), 225–331.
- [14] Yao Lu, Max Bartolo, Alastair Moore, Sebastian Riedel, and Pontus Stenetorp. 2022. Fantastically Ordered Prompts and Where to Find Them: Overcoming Few-Shot Prompt Order Sensitivity. In *ACL (1)*. Association for Computational Linguistics, 8086–8098.
- [15] Man Luo, Xin Xu, Zhuyun Dai, Panupong Pasupat, Seyed Mehran Kazemi, Chitta Baral, Vaiva Imbrasaite, and Vincent Y. Zhao. 2023. DrICL: Demonstration-Retrieved In-context Learning. *CoRR* abs/2305.14128 (2023).
- [16] Tri Nguyen, Mir Rosenberg, Xia Song, Jianfeng Gao, Saurabh Tiwary, Rangan Majumder, and Li Deng. 2016. MS MARCO: A Human Generated Machine Reading Comprehension Dataset. In *Proceedings of the Workshop on Cognitive Computation: Integrating neural and symbolic approaches 2016 co-located with the 30th Annual Conference on Neural Information Processing Systems (NIPS 2016), Barcelona, Spain, December 9, 2016 (CEUR Workshop Proceedings, Vol. 1773)*, Tarek Richard Besold, Antoine Bordes, Artur S. d’Ávila Garcez, and Greg Wayne (Eds.). CEUR-WS.org. [https://ceur-ws.org/Vol-1773/CoCoNIPS\\_2016\\_paper9.pdf](https://ceur-ws.org/Vol-1773/CoCoNIPS_2016_paper9.pdf)
- [17] Rodrigo Frassetto Nogueira and Kyunghyun Cho. 2019. Passage Re-ranking with BERT. *CoRR* abs/1901.04085 (2019). arXiv:1901.04085 <http://arxiv.org/abs/1901.04085>
- [18] Rodrigo Frassetto Nogueira, Zhiying Jiang, Ronak Pradeep, and Jimmy Lin. 2020. Document Ranking with a Pretrained Sequence-to-Sequence Model. In *Findings of the Association for Computational Linguistics: EMNLP 2020, Online Event, 16-20 November 2020 (Findings of ACL, Vol. EMNLP 2020)*, Trevor Cohn, Yulan He, and Yang Liu (Eds.). Association for Computational Linguistics, 708–718. <https://doi.org/10.18653/v1/2020.findings-emnlp.63>
- [19] Zhen Qin, Rolf Jagerman, Kai Hui, Honglei Zhuang, Junru Wu, Jiaming Shen, Tianqi Liu, Jialu Liu, Donald Metzler, Xuanhui Wang, and Michael Bendersky. 2023. Large Language Models are Effective Text Rankers with Pairwise Ranking Prompting. *CoRR* abs/2306.17563 (2023). <https://doi.org/10.48550/arXiv.2306.17563>
- [20] Nils Reimers and Iryna Gurevych. 2019. Sentence-BERT: Sentence Embeddings using Siamese BERT-Networks. *CoRR* abs/1908.10084 (2019).
- [21] Stephen E. Robertson and Hugo Zaragoza. 2009. The Probabilistic Relevance Framework: BM25 and Beyond. *Found. Trends Inf. Retr.* 3, 4 (2009), 333–389.
- [22] Ohad Rubín, Jonathan Herzig, and Jonathan Berant. 2022. Learning To Retrieve Prompts for In-Context Learning. In *NAACL-HLT*. Association for Computational Linguistics, 2655–2671.
- [23] Devendra Singh Sachan, Mike Lewis, Mandar Joshi, Armen Aghajanyan, Wentaoh Yih, Joelle Pineau, and Luke Zettlemoyer. 2022. Improving Passage Retrieval with Zero-Shot Question Generation. In *Proceedings of the 2022 Conference on Empirical Methods in Natural Language Processing, EMNLP 2022, Abu Dhabi, United Arab Emirates, December 7-11, 2022*, Yoav Goldberg, Zornitsa Kozareva, and Yue Zhang (Eds.). Association for Computational Linguistics, 3781–3797. <https://doi.org/10.18653/v1/2022.emnlp-main.249>
- [24] Alexander Scarlatos and Andrew S. Lan. 2023. RetICL: Sequential Retrieval of In-Context Examples with Reinforcement Learning. *CoRR* abs/2305.14502 (2023).
- [25] Weiwei Sun, Lingyong Yan, Xinyu Ma, Shuaiqiang Wang, Pengjie Ren, Zhumin Chen, Dawei Yin, and Zhaochun Ren. 2023. Is ChatGPT Good at Search? Investigating Large Language Models as Re-Ranking Agents. In *Proceedings of the 2023 Conference on Empirical Methods in Natural Language Processing, EMNLP 2023, Singapore, December 6-10, 2023*, Houda Bouamor, Juan Pino, and Kalika Bali (Eds.). Association for Computational Linguistics, 14918–14937. <https://aclanthology.org/2023.emnlp-main.923>
- [26] James Thorne, Andreas Vlachos, Christos Christodoulopoulos, and Arpit Mittal. 2018. FEVER: a Large-scale Dataset for Fact Extraction and VERification. In *Proceedings of the 2018 Conference of the North American Chapter of the Association for Computational Linguistics: Human Language Technologies, NAACL-HLT 2018, New Orleans, Louisiana, USA, June 1-6, 2018, Volume 1 (Long Papers)*, Marilyn A. Walker, Heng Ji, and Amanda Stent (Eds.). Association for Computational Linguistics, 809–819. <https://doi.org/10.18653/v1/N18-1074>
- [27] Liang Wang, Nan Yang, Xiaolong Huang, Binxing Jiao, Linjun Yang, Daxin Jiang, Rangan Majumder, and Furu Wei. 2022. Text Embeddings by Weakly-Supervised Contrastive Pre-training. *CoRR* abs/2212.03533 (2022).
- [28] Liang Wang, Nan Yang, and Furu Wei. 2023. Learning to Retrieve In-Context Examples for Large Language Models. *CoRR* abs/2307.07164 (2023).
- [29] Jason Wei, Yi Tay, Rishi Bommasani, Colin Raffel, Barret Zoph, Sebastian Borgeaud, Dani Yogatama, Maarten Bosma, Denny Zhou, Donald Metzler, Ed H. Chi, Tatsunori Hashimoto, Oriol Vinyals, Percy Liang, Jeff Dean, and William Fedus. 2022. Emergent Abilities of Large Language Models. *Trans. Mach. Learn. Res.* 2022 (2022). <https://openreview.net/forum?id=yzkSU5zdwd>
- [30] Zhe Xu, Daoyuan Chen, Jiayi Kuang, Zihao Yi, Yaliang Li, and Ying Shen. 2024. Dynamic Demonstration Retrieval and Cognitive Understanding for Emotional Support Conversation. *CoRR* abs/2404.02505 (2024).
- [31] Zhilin Yang, Peng Qi, Saizheng Zhang, Yoshua Bengio, William W. Cohen, Ruslan Salakhutdinov, and Christopher D. Manning. 2018. HotpotQA: A Dataset for Diverse, Explainable Multi-hop Question Answering. In *EMNLP*. Association for Computational Linguistics, 2369–2380.
- [32] Yiming Zhang, Shi Feng, and Chenhao Tan. 2022. Active Example Selection for In-Context Learning. In *EMNLP*. Association for Computational Linguistics, 9134–9148.
- [33] Yutao Zhu, Huaying Yuan, Shuting Wang, Jiongnan Liu, Wenhan Liu, Chenlong Deng, Zhicheng Dou, and Ji-Rong Wen. 2023. Large Language Models for Information Retrieval: A Survey. *CoRR* abs/2308.07107 (2023). <https://doi.org/10.48550/arXiv.2308.07107> arXiv:2308.07107
- [34] Yutao Zhu, Peitian Zhang, Chenghao Zhang, Yifei Chen, Binyu Xie, Zhicheng Dou, Zheng Liu, and Ji-Rong Wen. 2024. INTERS: Unlocking the Power of Large Language Models in Search with Instruction Tuning. *CoRR* abs/2401.06532 (2024). <https://doi.org/10.48550/ARXIV.2401.06532> arXiv:2401.06532
- [35] Honglei Zhuang, Zhen Qin, Kai Hui, Junru Wu, Le Yan, Xuanhui Wang, and Michael Bendersky. 2023. Beyond Yes and No: Improving Zero-Shot LLM Rankers

via Scoring Fine-Grained Relevance Labels. *CoRR* abs/2310.14122 (2023). <https://doi.org/10.48550/ARXIV.2310.14122> arXiv:2310.14122

[36] Shengyao Zhuang, Bing Liu, Bevan Koopman, and Guido Zuccon. 2023. Open-source Large Language Models are Strong Zero-shot Query Likelihood Models for

Document Ranking. In *Findings of the Association for Computational Linguistics: EMNLP 2023, Singapore, December 6-10, 2023*, Houda Bouamor, Juan Pino, and Kalika Bali (Eds.). Association for Computational Linguistics, 8807–8817. <https://aclanthology.org/2023.findings-emnlp.590>