

Constructing Multilingual Visual-Text Datasets Revealing Visual Multilingual Ability of Vision Language Models

Jesse Atuhurra[♣] Iqra Ali[♣] Tatsuya Hiraoka[†] Hidetaka Kamigaito[♣]
Tomoya Iwakura[†] Taro Watanabe[♣]

[♣] Information Science Division, NAIST, Japan [†]Fujitsu Limited, Japan
{atuhurra.jesse.ag2, ali.iqra.ai6, kamigaito.h, taro}@naist.ac.jp
{hiraoka.tatsuya, iwakura.tomoya}@fujitsu.com

Abstract

Large language models (LLMs) have increased interest in vision language models (VLMs), which process image-text pairs as input. Studies investigating the visual understanding ability of VLMs have been proposed, but such studies are still preliminary because existing datasets do not permit a comprehensive evaluation of the fine-grained visual linguistic abilities of VLMs across multiple languages. To further explore the strengths of VLMs, such as GPT-4V (OpenAI, 2023), we developed new datasets for the systematic and qualitative analysis of VLMs. Our contribution is four-fold: 1) we introduced nine vision-and-language (VL) tasks (including object recognition, image-text matching, and more) and constructed multilingual visual-text datasets in four languages: English, Japanese, Swahili, and Urdu through utilizing templates containing *questions* and prompting GPT4-V to generate the *answers* and the *rationales*, 2) introduced a new VL task named *unrelatedness*, 3) introduced rationales to enable human understanding of the VLM reasoning process, and 4) employed human evaluation to measure the suitability of proposed datasets for VL tasks. We show that VLMs can be fine-tuned on our datasets. Our work is the first to conduct such analyses in Swahili and Urdu. Also, it introduces *rationales* in VL analysis, which played a vital role in the evaluation.

1 Introduction

Large language models (LLMs), a particular class of foundation models (FMs), have taken the natural language processing (NLP) community by storm. The rise in popularity of LLMs is credited to the development of the Transformer (Vaswani et al., 2017) architecture in 2017 and ELMo (Peters et al., 2018) in 2018. Since then, a plethora of LLMs have been developed. Despite their ability to solve


Image:	Text:	Answer:
	"On Thursday, Charles Lazarus,.... toy retailer Toys "R" Us, died in Manhattan,CEO until 1994."	" The objects present in this image include a large commercial sign for Toys "R" Us,....."
Question:		Rationale:
Object Recognition (OR) Q1. What objects are present in this image, and can you categorize them (e.g., furniture, electronic devices, etc.)?		The sign is the branding for the toy store chain.....
Other tasks: Scene Understanding (SU), Relationship Understanding (RU), Semantic Segmentation (SS), Image captioning (IC), Image-Text Matching (ITM), Unrelatedness (U), Entity Extraction (EE), Visual Question Answering (VQA), Self-Critique* (SC)		

Figure 1: To study the visual and multilingual abilities of VLMs (i.e., GPT-4V), we introduced nine tasks. The input to GPT-4V includes **image**, **text**, **questions** while it outputs an **answer**, **rationale** pair. We repeated this process in **English (En)**, **Japanese (Jp)**, **Urdu (Ur)**, **Swahili (Sw)**, and constructed datasets in these four languages. (An expanded version in Figure 7 in Appendix A.7).

several NLP tasks, LLMs were not “mainstream” until the release of ChatGPT in November 2022. The arrival of ChatGPT meant that many non-tech-savvy users could leverage this tool to accomplish several day-to-day tasks. However, it soon became clear that the “text-only” input of ChatGPT was a major limitation (Qin et al., 2023), (Yin et al., 2023). NLP researchers started creating new architectures that would make it possible for FMs to process other types of *modalities*¹. Specifically, the need for FMs that accept both image and text input led to the development of vision language models (VLMs). VLMs are a class of FMs or LMMs² which mainly comprise of two *backbones*, one for image representation and the other for text representation.

Benchmarks consisting of many tasks have been developed to unravel VLMs’ visual and linguistic abilities. Some benchmarks are text-only, for

¹Such FMs are called large multimodal models (LMMs).

²It is worth noting that the jargon “LLM, FM, VLM” are often used interchangeably in NLP literature.

example, MMLU (Hendrycks et al., 2021) and AGIEval (Zhong et al., 2023), while others are text+image benchmarks. These include MME (Fu et al., 2023), MMBench (Liu et al., 2023c), and SEED-Bench (Li et al., 2023a). NLP researchers have previously evaluated VLMs against these benchmarks.

While several studies have investigated the VL ability of VLMs, studies regarding multilingual ability are still preliminary for two reasons. *First*. Available datasets/benchmarks i) focus mainly on “high resource languages” like English with little exploration of “under-served languages”, ii) are described by short captions in the image-text pairs, iii) and suffer from limited diversity of image samples (Section 2.4), which inhibits our ability to thoroughly investigate the true abilities of VLMs to decipher the visual information contained in images across languages and domains. *Second*. VLMs too, especially the open-source VLMs, support only the high resource languages (see Section 2.1).

To tackle these challenges, we introduce i) the first VL datasets for both Swahili, a Sub-Saharan language, and Urdu, a South Asian language, in addition to English and Japanese, ii) datasets which have *rich captions*³, iii) datasets covering ten broad image-text categories.

In this study, our goal is to uncover the fine-grained VL abilities of VLMs. We divide this goal into sub-goals: 1) introduce VL tasks to measure VLM strengths, 2) reduce the language gap in available datasets by developing new *multilingual* datasets (see Figure 1) for the systematic and qualitative analysis of VLMs. Throughout this process, we revealed the performance gap across four languages, and 3) show that the proposed dataset is effective for fine-tuning VLMs. Our work is the first to construct such datasets and conduct VL analyses in Swahili and Urdu.

The main VLM in this study is GPT-4V because, based on many benchmarks and analysis by Akter et al. (2023), GPT-4V is the most powerful VLM as of this writing. We leveraged its multimodal abilities to create all datasets in our study.

These are the main contributions of our work:

1. We introduce nine vision-and-language tasks and construct datasets containing image-text pairs in English, Japanese, Swahili, and Urdu

³The image-text pairs in this study are characterized by “rich text” containing several paragraphs, rather than brief phrases as in several existing datasets.

(Section 3).

2. We introduce a new task, dubbed *unrelatedness*, which measures VLM ability to identify parts of *text* that are “not related” to the image (Section 3.2).
3. We introduce *rationales* in our datasets (See Figure 2). The rationales facilitate human evaluation in this study.
4. We leverage human evaluation by recruiting native speakers (Sections 4 and 7) for each language to measure the suitability of our datasets for VL tasks.

2 Related Work

2.1 State-of-the-art VLMs

We can categorize the most potent VLMs into closed-source and open-source VLMs. Major closed-source VLMs are: GPT-4V, Gemini (Pichai and Hassabis), Qwen-VL (Bai et al., 2023), and Kosmos-2 (Peng et al., 2023), while prominent open-source VLMs include: LLaVa (Liu et al., 2024, 2023a,b), mPLUG-Owl (Ye et al., 2023b), (Ye et al., 2023a), CogVLM (Wang et al., 2023), BLIP-2 (Li et al., 2023b), MiniGPT-4 (Zhu et al., 2023), InstructBLIP (Dai et al., 2023), Shikra (Chen et al., 2023), OpenFlamingo (Awadalla et al., 2023a,b; Alayrac et al., 2022) and many more. One major limitation stands out in these VLMs; they do not support *multiple* languages, except GPT-4V⁴ and Gemini⁵. Regarding our study, GPT-4V supports all four languages, namely English, Japanese, Swahili, and Urdu, yet Gemini supports all the languages except Urdu.

2.2 In-context Learning

In-context learning or ICL (Brown et al., 2020) is a revolutionary approach in NLP that empowers LLMs to adapt and learn new tasks without extensive training. Instead of requiring large datasets and complex fine-tuning, ICL allows us to learn new skills on the fly by simply providing instructions and examples within the task’s context. We leveraged ICL in this study by creating prompts for all the VL tasks.

⁴Unofficial list of languages in GPT-4V <https://www.mlyearning.org/languages-supported-by-chatgpt/>.

⁵Official list of languages supported by Gemini https://ai.google.dev/available_regions.

2.3 Relevance of Rationales in LMMs

Rationales serve as a gateway towards understanding the thought processes of LMMs. Rationales explain how LMMs arrived at the final answer (Ling et al., 2017; Hsieh et al., 2023). Moreover, rationales assist in creating better prompting methods. In this study, we prompted the VLM to generate the rationale for each answer on top of the answer itself, which was valuable at the human evaluation stage.

2.4 Datasets and Benchmarks for VLMs

These are efforts to develop VL datasets specific to image captioning (IC), reference expression generation (REG), reference expression comprehension (REC), visual question answering (VQA), and more (See Table 1).

Image Captioning. Popular datasets are: MSCOCO (Lin et al., 2015), Flickr30k (Plummer et al., 2016), Conceptual 12M (Changpinyo et al., 2021), Conceptual Captions (Sharma et al., 2018), all of which are in English. In response to the growing need for image captions in other languages, the Multi30K (Elliott et al., 2016) dataset extended Flickr30k to German, English, French, and Czech. Then, Ilahi et al. (2021) extended a portion of Flickr8k (Hodosh et al., 2013) to Urdu. MSCOCO was extended to Japanese in the STAIR Captions (Yos, 2017) and YJ Captions (Miyazaki and Shimizu, 2016) datasets. AI Challenger (Wu et al., 2019) is available in Chinese. Crossmodal-3600 (Thapliyal et al., 2022) is available in 36 languages, including English, Japanese, and Swahili. However, significant datasets are in high-resource languages, leaving room for further exploration in low-resource languages. The Swahili data in Crossmodal-3600 contains only 100 images and two captions per image. The dataset by Ilahi et al. (2021) contains 700 images, limited only to images containing “people”. *In both datasets, Crossmodal-3600 and (Ilahi et al., 2021), which include Swahili and Urdu, respectively, the captions do not give thorough details about complex scenes in the image.* Another problem is the lack of a balanced representation of image categories.

Reference Expression Generation. Most notable REG⁶ datasets are RefCOCO (Kazemzadeh et al.,

⁶The REG task aims to provide a natural language description for a *specific object* within the image, which is contrary to the IC task, which aims to condition the generation of natural

2014), RefCOCO+ (Kazemzadeh et al., 2014), and RefCOCOg (Mao et al., 2016), all of which suffer from the limitation that the description for the target object in the image is too short.

Visual Question Answering. In the same vein as REG, datasets developed for VQA contain limited descriptive information (Goyal et al., 2017; Marino et al., 2019; Mishra et al., 2019; Hudson and Manning, 2019; Krishna et al., 2017a) about the objects contained in the image. Additionally, the datasets are predominantly *English*, leaving room for developing datasets in underserved languages, such as Swahili and Urdu.

Multimodal Evaluation Benchmarks. Specific to the evaluation of LLMs and LMMs, many benchmarks have been developed to enable transparent evaluation of VLMs’ visual/multimodal understanding abilities. The benchmarks are: text-only, such as ARC (Clark et al., 2018), MMLU (Hendrycks et al., 2021), BIG-Bench Hard (Suzgun et al., 2022), DROP (Dua et al., 2019), HellaSwag (Zellers et al., 2019), GSM8K (Cobbe et al., 2021), MATH (Hendrycks et al., 2021), HumanEval (Chen et al., 2021), and AGIEval (Zhong et al., 2023); text-and-image, such as MMMU (Yue et al., 2023), TextVQA (Singh et al., 2019), MathVista (Lu et al., 2024), MME (Fu et al., 2023), MMBench (Liu et al., 2023c), SEED-Bench (Li et al., 2023a); video, such as Perception Test (Pătrăucean et al., 2023). We dissociate with these benchmarks and construct multilingual multimodal datasets containing image-text pairs mainly from Wikinews articles and occasionally from Wikipedia. (More details about this decision are described in Section 3.1.) As shown above, IC, REG, and VQA datasets did not introduce information, which we called “rationales”, about the *caption, reference expression, or answer* generated/provided by the model or human. These drawbacks motivated our efforts to construct VL datasets in this study (Refer to Table 1 for comparing prior datasets and our proposed dataset).

2.5 Other Concurrent Works.

Recent attempts to investigate the visual and linguistic prowess of GPT-4V include Wu et al. (2023a) who leveraged the textual descriptions generated by GPT-4V about an image, video, or point

language on all the visual features contained in the image. On the other hand, REC aims to *identify* the referred object in the image when the input is an expression in natural language.

Dataset	Task	Multilingual	Language(s)	Rationales	#Images	#Questions
VQAv2 (Goyal et al., 2017)	VQA	✗	En	✗	265K	1.1M
OK-VQA (Marino et al., 2019)	VQA	✗	En	✗	14K	14K
OCR-VQA (Mishra et al., 2019)	VQA	✗	En	✗	207K	1M
GQA (Hudson and Manning, 2019)	VQA	✗	En	✗	113K	22M
Visual Genome (Krishna et al., 2017a)	VQA	✗	En	✗	108K	1.7M
VizWizQA (Gurari et al., 2018)	VQA	✗	En	✗	*	31.1K
TextVQA (Singh et al., 2019)	VQA	✗	En	✗	28K	45.3K
LAION 5B (Schuhmann et al., 2022)	IC	✓	En, Zh,..	✗	5.85B	*
LAION-COCO	IC	✗	En	✗	600M	*
Visual Genome (Krishna et al., 2017a)	IC	✗	En	✗	108KM	1.77M
MSCOCO (Lin et al., 2015)	IC	✗	En	✗	328K	*
Flickr30k (Plummer et al., 2016)	IC	✗	En	✗	30K	*
Crossmodal-3600 (Thapliyal et al., 2022)	IC	✓(36)	En, Jp, Sw, ..	✗	3.6K	*
RefClef (Kazemzadeh et al., 2014)	REG	✗	En	✗	19.9K	*
RefCOCO (Kazemzadeh et al., 2014)	REG	✗	En	✗	19.9K	*
RefCOCO+ (Kazemzadeh et al., 2014)	REG	✗	En	✗	19.9K	*
RefCOCOg (Mao et al., 2016)	REG	✗	En	✗	25.7K	*
MMMU (Yue et al., 2023)	VQA	✗	En	✗	11K	11.5K
MME+ (Fu et al., 2023)	OR, OCR, ..	✗	En	✗	1K	2K
MMBench (Liu et al., 2023c)	OCR, ..	✓	En, Zh	✗	2.9K	2.9K
SEED-Bench (Li et al., 2023a)	OCR,..	✗	En	✗	19K	19K
MathVista (Lu et al., 2024)	Maths	✗	En	✗	6.1K	6.1K
MM-Vet (Yu et al., 2023)	OCR,OR,..	✗	En	✗	200	218
Q-Bench (Wu et al., 2024)	VQA	✗	En	✗	3.4K	2.9K
Ours	OR,IC,VQA,..	✓(4)	En, Jp, Sw, Ur	✓	721	7.2K

Table 1: A comparison between our dataset and existing datasets for visual question answering (VQA), image captioning (IC), and reference expression generation (REG). Datasets in the bottom row cover several tasks. MME tasks are object recognition (OR), optical character recognition (OCR), commonsense reasoning, numerical calculation, text translation, and code reasoning. MMBench comprises 20 sub-tasks. SEED-Bench includes 12 sub-tasks. MathVista includes maths questions from 28 datasets. MM-Vet evaluated 6 VL abilities. Q-Bench measures the low-level perception, description, and assessment abilities of VLMs. More MMBench, SEED-Bench, and MM-Vet details are in Appendix A.4. In this table ✓ means “available” while ✗ means “unavailable”. Yet * means the original paper did not explicitly mention the number of images or questions. Compared to all these datasets, only our dataset introduces rationales.

cloud to improve zero-shot visual recognition with CLIP; and Wu et al. (2023b) who studied several abilities of GPT-4V, such as visual understanding, language understanding, and visual puzzle solving. All these works rely on existing benchmarks for their evaluation. The benchmarks are mainly limited to English or Chinese, without considering other languages like Swahili or Urdu.

3 Datasets

To construct the datasets, we leveraged ICL and designed prompts (see Figure 2) relevant to perform nine tasks.⁷ The tasks include Object Recognition (OR), Scene Understanding (SU), Relation-

⁷This is made possible by multiple interpretations of pixel information inside one image. Such interpretations permit for a full capture of the VLM’s fine-grained abilities (Liu et al., 2023c). Notably, current VLMs are powerful enough that we can investigate several VL abilities using the same image.

ship Understanding (RU), Semantic Segmentation (SS), Image captioning (IC), Image-Text Matching (ITM), Unrelatedness, Entity Extraction (EE), Visual Question Answering (VQA). We also asked GPT-4V to criticize its results (i.e., Self-critique).

Our work is inspired by recent works, such as Fu et al. (2023); Ye et al. (2023a); Liu et al. (2023c) and more, which leverage a small yet well-curated sample size of images to give instructions (Xu et al., 2023; Fu et al., 2023; Yue et al., 2023; Yu et al., 2023) to VLMs to perform VL tasks on those images. For example, Fu et al. (2023) assembled a set of 1,077 images and corresponding instruction-answer pairs to perform eleven perception and cognition tasks⁸ in the MME benchmark.

⁸These tasks are: coarse-grained object recognition (30, 60), fine-grained object recognition — recognizing movie posters (147, 294), celebrities (170, 340), scenes (200, 400), landmarks (200, 400), artworks (200, 400) —, optical charac-

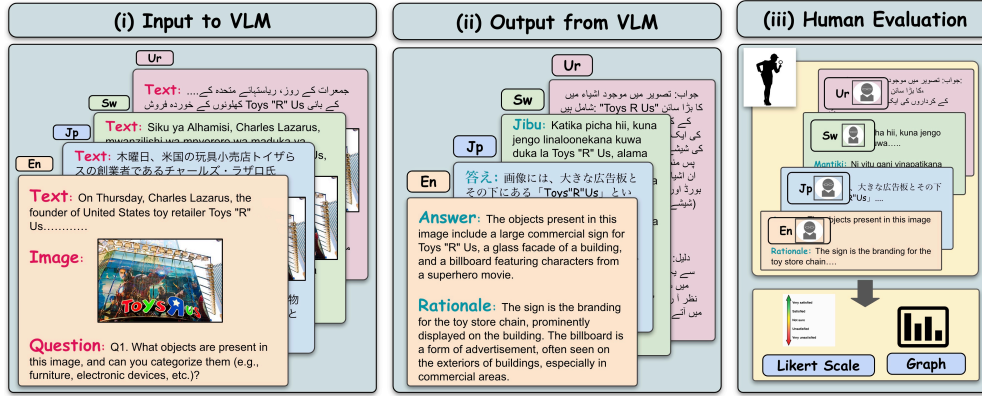


Figure 2: During dataset construction, the VLM input is a prompt which consists of **text, image, question**. The output from the VLM is the **answer, rationale** pair. Humans, specifically native speakers of **En, Jp, Sw, Ur** respectively, evaluate the quality of the answer taking into consideration the rationale generated by the VLM.

Notably, unlike Fu et al. (2023) who provide *instruction-answer pairs* on top of the image at prompting time, we do not give any *answers* to the VLM. By generating *answers* for *instructions*, we created new datasets for several VL tasks. In this study, we selected the tasks such that some of the tasks require the VLM to reason only about the *image* while others require reasoning about both *image and text* information (details in Section 3.2). In addition, recognizing the lack of image-text datasets in Sw, Ur, we aimed at constructing datasets for many VL tasks.

3.1 Data Source

Our dataset consists of image-text pairs in En, Jp, Sw, and Ur. However, unlike the nature of image-text pairs found in image captioning (Lin et al., 2015; Plummer et al., 2016) datasets, in which a *short phrase* called the *caption* is assigned to an image, we seek to provide “rich context” about each image. Therefore, we gathered articles mainly from Wikinews⁹, and few articles from Wikipedia¹⁰. Specifically, we collected one image that was most relevant to the contents of the news article and the entire text inside the Wikinews article. This is our definition of an *image-text pair*. Moreover, the article’s text must be related to the image (see Figure

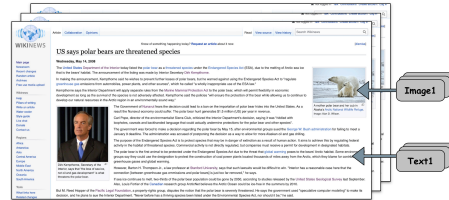


Figure 3: We gathered one image and all the text available in a Wikinews article. This is the definition of an *image-text pair* in our study.

3). Under this setting, we provided a rich context for each image.

After deciding on the data source, we needed to diversify our dataset. Hence, we gathered image-text pairs for ten categories: animals, products, buildings, locations, events, food, drinks, hobbies, works of art, and organization, because articles about these categories are readily available on Wikinews and Wikipedia. Our initial dataset includes 1,000 image-text pairs (100 per category), which we collected. Then, we randomly selected 20 images for each category; hence, the total is 200 image-text pairs used for VL analysis. Finally, we gathered data for 200 unique image-text pairs for each language across nine VL tasks.

3.2 Vision-and-language Tasks

To study the visual and linguistic capacity of GPT-4V, we introduced nine tasks which either require only *image* information, that is, Task 1,2,3,4,5; or both *image-and-text* information, that is, Task 6.1, 6.2, 6.3, 6.4 (We used this index, of Task 6.1, 6.2, 6.3, 6.4, instead of Task 6,7,8,9 because, at the time of creating the data, we needed to explicitly inform

ter recognition (20, 40), commonsense reasoning (70, 140), numerical calculation (20, 40), text translation (20, 40), code reasoning (20, 40). Enclosed are *#images*, *#instruction-answer pairs* for each sub-task.

⁹This is a link to Wikinews articles in English https://en.wikinews.org/wiki/Main_Page.

¹⁰Data dumps from Wikipedia are available at <https://dumps.wikimedia.org/enwiki/>.

Input Prompt in English

“[Put your text here]”

Given the above text and image please answer the following questions one by one:

- Q1. What objects are present in this image, and can you categorize them (e.g., furniture, electronic devices, etc.)?
- Q2. Describe the overall scene depicted in this image. What is the setting, and what activities or events are taking place?
- Q3. Identify any interactions or relationships between objects or entities in this image. How are they related or interacting?
- Q4. Can you divide this image into different semantic regions and label each (e.g., sky, buildings, people, street)?
- Q5. Provide a detailed, natural language description of what is happening in this image.
- Q6. Given the content of this image, answer the following 4 sub-questions.
 - Q6.1 Extract the part of the text which closely matches the entities depicted in the image.
 - Q6.2 Which part of the text is not relevant to the image?
 - Q6.3 Mark all the spans of text which correspond to all the entities in the text above irrespective of the image provided.
 - Q6.4 What places are mentioned in the text or image above? Are they famous? If so, why?
- Q7. On a scale of 1 to 5, how confident are you about your answer?

Consider one question at a time and give the answer.

Be as concise as possible while answering and avoid repetition.

For each question, please explain the rationale behind your answer.

Hence, use the following format when answering (Question, Answer, Rationale).

Table 2: *English* prompt used to generate data for VL tasks.

our evaluators that these four tasks require both *image-and-text* information to evaluate the task correctly. Nevertheless, each task is stand-alone.)

Task 1: Object Recognition (OR). The object recognition or object detection task involves confirming the presence of an object (Lin et al., 2015). In this study, we investigated the ability of GPT-4V to identify and categorize objects within an image based on their visual features. *For example cat, bottle, car, etc.* (Illustration in Figure 9 in Appendix.)

Task 2: Scene Understanding (SU). The task involves interpreting the context and the overall scene beyond just individual objects (Kafle and Kanan, 2017). *For example, A girl is sitting on a bench in a park.* (Illustration in Figure 10 in Appendix.)

Task 3: Relationship Understanding (RU). This task requires the model to identify, characterize, and reason about relationships between different objects within an image (Krishna et al., 2017b), which includes relationships like spatial proximity, interaction, ownership, causality, social, and more. *For example, A girl sitting on a desk is feeding the cat, and there is a pet-owner relationship between the girl and the cat.*

Task 4: Semantic Segmentation (SS). This task involves dividing an image into parts with a semantic meaning (Lin et al., 2015), such as identifying roads, buildings, and people in a street scene.

Task 5: Image Captioning (IC). In this task, the VLM is required to generate a natural language description of an image (Lin et al., 2015), and such a description captures the scene’s content, including objects, actions, relationships, emotions, and

atmosphere. *For example, This image contains a girl wearing a pink color skirt and feeding a white color cat.*

Task 6.1: Image-Text Matching (ITM). This task requires the VLM to comprehend which parts of the text correspond to the image (Xu et al., 2023). Given an image-text pair, we prompted the VLM to select the exact part of the text that best describes the image.

Task 6.2: Unrelatedness (U). This is a new task that we introduced. Herein, we prompted the VLM to select the exact part of the text that is *not relevant* to the image when given an image-text pair (see Figure 8 in Appendix).

Task 6.3: Entity Extraction (EE). This task requires the VLM to extract all the entities/nouns in the text, given an image-text pair.

Task 6.4: Visual Question Answering (VQA). Under this task, the VLM needs to understand a natural language question about an image and generate appropriate answers (Agrawal et al., 2016) by integrating visual understanding, language comprehension, and reasoning abilities.

Self-critique (SC). In addition to the above tasks, we prompted GPT-4V to rate the quality of its answers, resulting in *self-critique* data.

3.3 Prompting for Dataset Creation

After deciding the categories and the tasks, we leveraged in-context learning and applied prompt-




Figure 4: The original image from our data, image i. is shown on the left. The augmented images image ii, image iii, image iv, image v, and image vi are shown on the right.

ing to GPT-4V^{11 12} to generate answers and rationales for each task, in four languages. We refined our prompts through a *design-execute-output* cycle until satisfactory prompts that suited our study were obtained. An example prompt is shown in Table 2 (Prompt details in Figure 6 in Appendix).

3.4 Translation Tools

In addition to employing native speakers¹³ to translate the *prompt* from En to Jp, Sw, Ur, we utilized readily available tools to translate the *text* into each language. We employed DeepL¹⁴ for En-Jp, ChatGPT for En-Sw, and Google Translate¹⁵ for En-Ur translations. In each case, we chose the tool that native speakers agreed gave the best translations and representation of the native speakers’ language. The quality of translations is shown in Table 3.

En to Jp, Sw, Ur Translations. The average accuracy of translations for all *texts* is shown in Table 3. Translations to Ur are the best, followed by Jp and Sw, respectively.

¹¹We asked all the questions in one prompt because 1) the VLM’s context window allows for generating the answer and rationale at once, 2)to save time and money of deploying GPT-4V.

¹²Our study is based on the GPT-4V version released in September 2023, and our dataset can be utilized for other VLMs in addition to GPT-4V.

¹³English is a widely spoken language globally and many people are familiar with its alphabet. This is not the case for the other languages in our study. Japanese has a distinct writing style (kanji, hiragana, katakana) and grammar. Swahili entails unique grammar rules, and it is a low-resource language. Hence, many translation tools do not support Swahili. Urdu has a distinct writing style: Nastaliq script and from right to left, different grammar rules, and Urdu is low-resource too.

¹⁴<https://www.deepl.com/translator>

¹⁵<https://www.google.com/search?client=safari&rls=en&q=google+translate&ie=UTF-8&oe=UTF-8>

Language	En	Jp	Sw	Ur
Accuracy (%)	—	73.82	65.75	81.20

Table 3: Accuracy of translations of *texts* from En to Jp, Sw, and Ur, measured by native speakers.

# Languages	4
# VL tasks per language	10*
# Questions per language	2,070
# Image-text pairs per language	207
# Answer-rationale pairs per language	2,070
# Data samples per language	2,070
Total #data samples	7,210

Table 4: A summary of the characteristics of our new dataset. *The actual VL tasks are nine, but we also included the self-critique task. Only in Ur did we have 100 image-text pairs. (see full Table 6 in Appendix A.5.)

3.5 Data Statistics

The statistics about visual-text data created in this study are shown in Table 4.

3.6 Data Augmentation

Due to the “rich text” used in this study, it is the case that every *text* contains lots of entities inside. Therefore, on top of one image which we assigned to each *text*, we augmented the image-text pair by adding five new images, based on five entities randomly selected from the *text*¹⁶(see Figure 4).

¹⁶The augmented image-text pairs will be used for further analysis especially the case where multiple *images* and a *text* are presented to the VLM. Additionally, we will use the augmented data for multimodal NER analysis in the future.

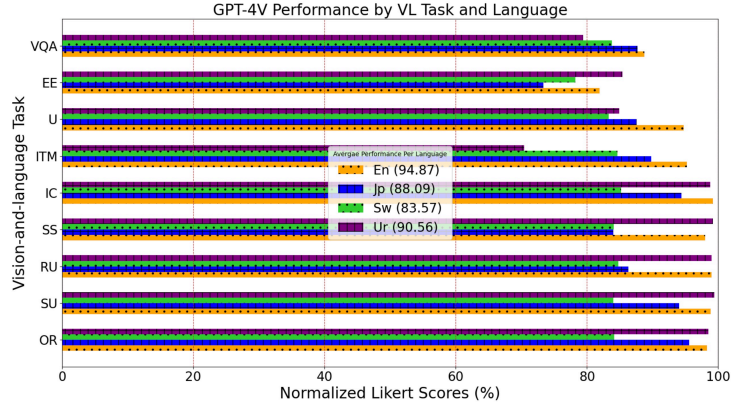


Figure 5: The performance of GPT-4V across all tasks as rated by native speakers of En, Jp, Sw, Ur. The scores are the normalized 5-scale Likert scores.

4 Human Evaluation

Overview. Due to the complex tasks investigated in this study, evaluating data samples is challenging. For example, our prompt in Table 2 includes the question “*Q1. What objects are present in this image, and can you categorize them (e.g., furniture, electronic devices, etc.)?*”, and the question “*Q2. Describe the overall scene depicted in this image. What is the setting, and what activities or events are taking place?*” which look similar but require evaluators to think of “object recognition” and “scene understanding” tasks, respectively. Such situations necessitate that the evaluator has basic VL training and can make reasonable judgments based on the combination of image, text, and question information. We recruited eight evaluators in total, two for each language. All the evaluators possess basic visual-linguistic knowledge and are instructed using well-documented evaluation guidelines. Two evaluators must be native speakers of En, Jp, Sw, and Ur to judge each data sample. Every evaluator spent an average of 12.5 hours during the evaluation process, and we compensated all evaluators based on the market price.

Evaluation Guidelines. The evaluation task comprised two main parts. In part 1, evaluators were asked to assign scores to the quality of En-Jp, En-Sw, and En-Ur translations of *text*, on a Likert scale of 1 to 5¹⁷. In part 2, we asked the evaluators to grade the quality of answers generated by GPT-4V for all *questions* in the prompt¹⁸. Exact details about evaluation guidelines are shown in Appendix

¹⁷For clarity, 1 is the lowest score and 5 is the highest score.

¹⁸Again, we utilized a Likert scale with scores from 1 to 5 in which 1 is the lowest score, and 5 is the highest score.

A.3.

5 Multilingual Evaluation

A multilingual evaluation for each task, measured by En, Jp, Sw, and Ur native speakers, is shown in Figure 5. GPT-4V did exceptionally well in En, and its performance in Jp and Ur was comparable. GPT-4V struggled more with Sw.

En. Generally, GPT-4V flourished across all tasks with an average accuracy of 94.81%. Notably, for tasks in which reasoning only about the *image* is needed, OR, SU, RU, SS, IC, GPT-4V performed very well. There was a slight dip in performance when GPT-4V reasoned over combined image-and-text information under ITM, U, EE, and VQA tasks. GPT-4V performed best at OR (99.20%) and slightly struggled only with EE (81.95%).

Jp. The average accuracy of GPT-4V is 88.09%. The best-performing task was OR (95.56%), while the worst was EE (73.33%). A similar phenomenon was observed in which reasoning over images was easier than reasoning over images and text.

Sw. The average performance of GPT-4V in Sw was lower than in En. The average accuracy was 83.57%. IC (85.22%) was the best-performing task, yet EE (78.21%) was the worst.

Ur. The performance of GPT-4V in Ur was lower than in En, and the average accuracy was 90.56%. Similar to English, tasks that required reasoning over only the image were easy for GPT-4V. Yet, GPT-4V had a slightly lower performance for tasks that necessitated reasoning over both the image and text.

Category	Ann.	Pdt.	Bdg.	Loc.	Evt.	Art.	Org.	Drk.	Hob.	Fd.
Partial match	0.2644	0.2059	0.1543	0.2474	0.2225	0.12105	0.1362	0.1006	0.1195	0.2488

Table 5: Partial match scores between GPT-4V and LLaVA-1.5 per category (Animals, Products, Buildings, Locations, Events, Work of Art, Organisations, Drinks, Hobbies, Food, respectively).

6 Automatic Evaluation

To investigate how close to GPT-4V the responses from open source models are, we fine-tuned LLaVA 1.5 on the test set¹⁹ of our data containing 100 image-text pairs on the task of *relationship understanding*²⁰. We compared the responses of GPT-4V (a closed-source VLM) to responses of LLaVA 1.5 (an open-source VLM) via *partial match*. **GPT-4V** is considered to be the most powerful VLM. The **LLaVA 1.5**²¹ variant used in our study is the 4-bit quantized version of *LLaVA-1.5-13B* (Liu et al., 2023a). Details in Appendix A.2.

7 Results

Relationship Understanding. When fine-tuned on our dataset, LLaVA 1.5 partial match scores with GPT-4V are shown in Table 5. The average score across all categories is 0.1821, indicating little similarity between GPT-4V and LLaVA 1.5 responses, when the same image-text pairs are provided to both models²².

8 Discussion

General Observations. On top of scores reported in Section 7, we asked the following questions to the evaluators: (i) *How coherent are the answers provided by GPT-4V?* (ii) *Would you (as a native speaker) give such answers as GPT-4V? If yes/no, please justify.* (iii) *Which task do you think GPT-4V performed best?* (iv) *In which task did GPT-4V perform worst?* (v) *What areas of improvement did you observe?*

These are the observations made by the native speakers. (i) **How coherent are the answers provided by GPT-4V?** Answer: “The responses given by GPT-4V show a significant variation in coherence depending on the type of input it deals with.

GPT-4V’s responses were generally coherent and on point when the questions were based purely on images. However, the performance dipped noticeably when the task required interpreting both text and images together. The answers in such cases tended to include irrelevant or redundant information, which detracted from their overall relevance and coherence.” (ii) **Would you (as a native speaker) give such answers as GPT-4V? If yes/no, please justify** Answer: “Personally, I wouldn’t give answers like GPT-4V does, especially regarding the text+image tasks. The responses often felt artificial and lacked the natural flow or intuition a human might bring to interpret combined inputs. There’s a distinct pattern to GPT-4V’s responses that makes them recognizable as machine-generated, lacking the variability and adaptiveness you’d expect from a human”. (iii) **In which task do you think GPT-4V performed best?** Answer: “GPT-4V shines in purely visual tasks like image captioning, scene understanding, relationship understanding, etc. It seems to have a better grip on interpreting images alone, where its responses are more focused and aligned with the queries. This is where it performed best, showing a good understanding of visual content without the complication of integrating textual information. For Example: For img #6 GPT-4V performs well for the task that just includes Q1 to Q5 but from Q6.1 to Q6.4 the performance declined.” (iv) **In which task did GPT-4V perform worst?** Answer: “On the flip side, entity extraction tasks’ worst performance was observed, especially when they involved both text and images. GPT-4V struggled to identify and highlight the relevant entities accurately. Instead of pinpointing specific items or figures, it often provided broad, generalized answers or extracted whole sentences, missing the mark on specificity and accuracy, particularly evident in tasks where precise identification of entities from images and accompanying text was crucial. We can see an example of this shortfall in image #19, where GPT-4V’s responses were more about citing sentences than identifying discrete entities,

¹⁹We used the test set because it contains high-quality human-evaluated data samples, sufficient for usage as the ground truth when comparing with other VLMs’ responses.

²⁰RU task was picked at random, out of all tasks.

²¹The official release for all versions of LLaVA is available at https://github.com/haotian-liu/LLaVA/blob/main/docs/MODEL_ZOO.md#llava-v16.

²²This is insightful for further analysis.

indicating a significant area for improvement in its ability to process and integrate multi-modal information effectively.” (v) **What areas of improvement did you observe?** From our observations, there are a few key areas where GPT-4V could use some improvements. **(a) Handling combined Text and Image Inputs:** GPT-4V didn’t perform as well when it had to deal with both text and images together. The answers it provided in these cases were often filled with irrelevant details. It would be beneficial if GPT-4V could better integrate information from both sources to provide more coherent responses. **(b) Naturalness and Variability of Responses:** The responses from GPT-4V sometimes felt too mechanical and predictable, lacking the variability and intuitive grasp that a human response would have. Making the model’s output more varied and human-like would greatly improve its interactions, making it harder to distinguish from a human’s response. **(c) Accuracy in Entity Extraction:** In this task, especially with text and images, GPT-4V often missed the mark. It either provided too broad answers or extracted entire sentences instead of focusing on specific entities. A more precise approach to identifying and extracting entities from complex inputs would enhance its utility in this task. **(d) Reducing Repetitiveness:** The patterned nature of GPT-4V’s responses was a bit of a giveaway that you’re talking to a machine. Working on making its language generation more dynamic and less prone to falling into repetitive patterns would make the conversation flow more naturally, akin to human interaction.

Focusing on these areas would not just make GPT-4V’s answers more coherent and relevant, especially in mixed media tasks, but also enhance its overall interaction quality, making it an even more powerful tool for a wide range of applications.

Relevance of Rationales. In this study, all evaluators agree that rationales provided more evidence necessary for the evaluators to make an informed decision during evaluation.

Impact of Jp, Sw, Ur Translation Quality. We hypothesize that the quality of translations impacted the ability to accurately comprehend *text* fed into GPT-4V. As indicated in Section 7, *Ur* translations were the best, followed by *Jp* and *Sw*, respectively. This is probably one of the reasons why we can see that the average GPT-4V perfor-

mance was best in *Ur* followed by *Jp* and *Sw*.

GPT-4V Self Critique. On a Likert scale of 1 to 5, the average score of *self-confidence* for generating *answer, rationale* pairs for all VL tasks in English was 4.826. This indicates that GPT-4V is over-confident.

9 Conclusion

In response to the growing need to measure the VL strengths of VLMs, we constructed multilingual datasets containing image-text pairs for En, Jp, Sw, and Ur for nine VL tasks, including a new task *unrelatedness*. By collecting 1,000 image-text pairs in total for ten categories, which will be publicly available, we further selected 200 samples (20 per category) for the construction of datasets through prompting GPT-4V. In addition, we augmented each image-text pair with five more images.

By utilizing the 200 data samples, human evaluators rated the quality of our constructed datasets to establish their suitability for VL tasks. The human evaluators’ feedback further highlighted VLMs’ strengths and weaknesses and a performance gap across En, Jp, Sw, and Ur. Based on this feedback, we constructed a high-quality test set that we can use for automatic evaluation across nine tasks. To demonstrate the effectiveness of our dataset, we chose the *relationship understanding* task. We fine-tuned LLaVA 1.5 on a subset of our dataset and measured the partial match between the GPT-4V and LLaVA 1.5. *We will publicly release all datasets and evaluations after publication.*

Limitations

Evaluation Criteria. Throughout this study, our evaluation is based on a sample of 200 image-text pairs out of the 1,000 pairs we collected. The samples are evenly distributed across all 20 pairs. We would like to utilize all the data for further analysis. Moreover, automatic evaluation reported in this work covers one VL task (i.e., *relationship understanding*), utilizing a subset of the entire dataset.

Human Evaluation Cost. Embarking on such a project comes with a hefty price because recruiting human evaluators is expensive.

No GPT-4V Details. There needs to be details about the architecture of GPT-4V, which leaves us in the dark about what aspects of this model contribute to its impeccable performance.

References

2017. [Stair captions: Constructing a large-scale japanese image caption dataset](#). In *Proceedings of the 55th Annual Meeting of the Association for Computational Linguistics (Volume 2: Short Papers)*, pages 417–421, Vancouver, Canada. Association for Computational Linguistics.
- Aishwarya Agrawal, Jiasen Lu, Stanislaw Antol, Margaret Mitchell, C. Lawrence Zitnick, Dhruv Batra, and Devi Parikh. 2016. [Vqa: Visual question answering](#).
- Syeda Nahida Akter, Zichun Yu, Aashiq Muhamed, Tianyue Ou, Alex Bäuerle, Ángel Alexander Cabrera, Krish Dholakia, Chenyan Xiong, and Graham Neubig. 2023. [An in-depth look at gemini’s language abilities](#).
- Jean-Baptiste Alayrac, Jeff Donahue, Pauline Luc, Antoine Miech, Iain Barr, Yana Hasson, Karel Lenc, Arthur Mensch, Katie Millican, Malcolm Reynolds, Roman Ring, Eliza Rutherford, Serkan Cabi, Tengda Han, Zhitao Gong, Sina Samangooei, Marianne Monteiro, Jacob Menick, Sebastian Borgeaud, Andy Brock, Aida Nematzadeh, Sahand Sharifzadeh, Mikolaj Binkowski, Ricardo Barreira, Oriol Vinyals, Andrew Zisserman, and Karen Simonyan. 2022. [Flamingo: a visual language model for few-shot learning](#). *ArXiv*, abs/2204.14198.
- Anas Awadalla, Irena Gao, Josh Gardner, Jack Hessel, Yusuf Hanafy, Wanrong Zhu, Kalyani Marathe, Yonatan Bitton, Samir Gadre, Shiori Sagawa, Jenia Jitsev, Simon Kornblith, Pang Wei Koh, Gabriel Ilharco, Mitchell Wortsman, and Ludwig Schmidt. 2023a. [Openflamingo: An open-source framework for training large autoregressive vision-language models](#). *arXiv preprint arXiv:2308.01390*.
- Anas Awadalla, Irena Gao, Joshua Gardner, Jack Hessel, Yusuf Hanafy, Wanrong Zhu, Kalyani Marathe, Yonatan Bitton, Samir Gadre, Jenia Jitsev, Simon Kornblith, Pang Wei Koh, Gabriel Ilharco, Mitchell Wortsman, and Ludwig Schmidt. 2023b. [Openflamingo](#).
- Jinze Bai, Shuai Bai, Shusheng Yang, Shijie Wang, Sinan Tan, Peng Wang, Junyang Lin, Chang Zhou, and Jingren Zhou. 2023. [Qwen-vl: A versatile vision-language model for understanding, localization, text reading, and beyond](#). *arXiv preprint arXiv:2308.12966*.
- Tom Brown, Benjamin Mann, Nick Ryder, Melanie Subbiah, Jared D Kaplan, Prafulla Dhariwal, Arvind Neelakantan, Pranav Shyam, Girish Sastry, Amanda Askell, Sandhini Agarwal, Ariel Herbert-Voss, Gretchen Krueger, Tom Henighan, Rewon Child, Aditya Ramesh, Daniel Ziegler, Jeffrey Wu, Clemens Winter, Chris Hesse, Mark Chen, Eric Sigler, Mateusz Litwin, Scott Gray, Benjamin Chess, Jack Clark, Christopher Berner, Sam McCandlish, Alec Radford, Ilya Sutskever, and Dario Amodei. 2020. [Language models are few-shot learners](#). In *Advances in Neural Information Processing Systems*, volume 33, pages 1877–1901. Curran Associates, Inc.
- Soravit Changpinyo, Piyush Sharma, Nan Ding, and Radu Soricut. 2021. [Conceptual 12M: Pushing web-scale image-text pre-training to recognize long-tail visual concepts](#). In *CVPR*.
- Keqin Chen, Zhao Zhang, Weili Zeng, Richong Zhang, Feng Zhu, and Rui Zhao. 2023. [Shikra: Unleashing multimodal llm’s referential dialogue magic](#). *arXiv preprint arXiv:2306.15195*.
- Mark Chen, Jerry Tworek, Heewoo Jun, Qiming Yuan, Henrique Ponde de Oliveira Pinto, Jared Kaplan, Harri Edwards, Yuri Burda, Nicholas Joseph, Greg Brockman, Alex Ray, Raul Puri, Gretchen Krueger, Michael Petrov, Heidy Khlaaf, Girish Sastry, Pamela Mishkin, Brooke Chan, Scott Gray, Nick Ryder, Mikhail Pavlov, Alethea Power, Lukasz Kaiser, Mohammad Bavarian, Clemens Winter, Philippe Tillet, Felipe Petroski Such, Dave Cummings, Matthias Plappert, Fotios Chantzis, Elizabeth Barnes, Ariel Herbert-Voss, William Hebgen Guss, Alex Nichol, Alex Paino, Nikolas Tezak, Jie Tang, Igor Babuschkin, Suchir Balaji, Shantanu Jain, William Saunders, Christopher Hesse, Andrew N. Carr, Jan Leike, Josh Achiam, Vedant Misra, Evan Morikawa, Alec Radford, Matthew Knight, Miles Brundage, Mira Murati, Katie Mayer, Peter Welinder, Bob McGrew, Dario Amodei, Sam McCandlish, Ilya Sutskever, and Wojciech Zaremba. 2021. [Evaluating large language models trained on code](#).
- Peter Clark, Isaac Cowhey, Oren Etzioni, Tushar Khot, Ashish Sabharwal, Carissa Schoenick, and

- Oyvind Tafjord. 2018. [Think you have solved question answering? try arc, the ai2 reasoning challenge](#).
- Karl Cobbe, Vineet Kosaraju, Mohammad Bavarian, Mark Chen, Heewoo Jun, Lukasz Kaiser, Matthias Plappert, Jerry Tworek, Jacob Hilton, Reiichiro Nakano, Christopher Hesse, and John Schulman. 2021. [Training verifiers to solve math word problems](#).
- Wenliang Dai, Junnan Li, Dongxu Li, Anthony Meng Huat Tiong, Junqi Zhao, Weisheng Wang, Boyang Li, Pascale Fung, and Steven Hoi. 2023. [Instructblip: Towards general-purpose vision-language models with instruction tuning](#).
- Dheeru Dua, Yizhong Wang, Pradeep Dasigi, Gabriel Stanovsky, Sameer Singh, and Matt Gardner. 2019. [DROP: A reading comprehension benchmark requiring discrete reasoning over paragraphs](#). In *Proceedings of the 2019 Conference of the North American Chapter of the Association for Computational Linguistics: Human Language Technologies, Volume 1 (Long and Short Papers)*, pages 2368–2378, Minneapolis, Minnesota. Association for Computational Linguistics.
- Desmond Elliott, Stella Frank, Khalil Sima'an, and Lucia Specia. 2016. [Multi30K: Multilingual English-German image descriptions](#). In *Proceedings of the 5th Workshop on Vision and Language*, pages 70–74, Berlin, Germany. Association for Computational Linguistics.
- Chaoyou Fu, Peixian Chen, Yunhang Shen, Yulei Qin, Mengdan Zhang, Xu Lin, Jinrui Yang, Xiawu Zheng, Ke Li, Xing Sun, Yunsheng Wu, and Rongrong Ji. 2023. [Mme: A comprehensive evaluation benchmark for multimodal large language models](#).
- Yash Goyal, Tejas Khot, Douglas Summers-Stay, Dhruv Batra, and Devi Parikh. 2017. [Making the v in vqa matter: Elevating the role of image understanding in visual question answering](#).
- Danna Gurari, Qing Li, Abigale J Stangl, Anhong Guo, Chi Lin, Kristen Grauman, Jiebo Luo, and Jeffrey P Bigham. 2018. [Vizwiz grand challenge: Answering visual questions from blind people](#). *CVPR*.
- Dan Hendrycks, Collin Burns, Steven Basart, Andy Zou, Mantas Mazeika, Dawn Song, and Jacob Steinhardt. 2021. [Measuring massive multitask language understanding](#).
- Micah Hodosh, Peter Young, and Julia Hockenmaier. 2013. [Framing image description as a ranking task: Data, models and evaluation metrics](#). *Journal of Artificial Intelligence Research*, 47:853–899.
- Cheng-Yu Hsieh, Chun-Liang Li, Chih-kuan Yeh, Hootan Nakhost, Yasuhisa Fujii, Alex Ratner, Ranjay Krishna, Chen-Yu Lee, and Tomas Pfister. 2023. [Distilling step-by-step! outperforming larger language models with less training data and smaller model sizes](#). In *Findings of the Association for Computational Linguistics: ACL 2023*, pages 8003–8017, Toronto, Canada. Association for Computational Linguistics.
- Drew A. Hudson and Christopher D. Manning. 2019. [Gqa: A new dataset for real-world visual reasoning and compositional question answering](#).
- Inaam Ilahi, Hafiz Muhammad Abdullah Zia, Muhammad Ahtazaz Ahsan, Rauf Tabassam, and Armaghan Ahmed. 2021. [Efficient urdu caption generation using attention based lstm](#).
- Kushal Kafle and Christopher Kanan. 2017. [An analysis of visual question answering algorithms](#).
- Sahar Kazemzadeh, Vicente Ordonez, Mark Maten, and Tamara Berg. 2014. [ReferItGame: Referring to objects in photographs of natural scenes](#). In *Proceedings of the 2014 Conference on Empirical Methods in Natural Language Processing (EMNLP)*, pages 787–798, Doha, Qatar. Association for Computational Linguistics.
- Ranjay Krishna, Yuke Zhu, Oliver Groth, Justin Johnson, Kenji Hata, Joshua Kravitz, Stephanie Chen, Yannis Kalantidis, Li-Jia Li, David A. Shamma, Michael S. Bernstein, and Li Fei-Fei. 2017a. [Visual genome: Connecting language and vision using crowdsourced dense image annotations](#). *International Journal of Computer Vision*, 123:32–73.
- Ranjay Krishna, Yuke Zhu, Oliver Groth, Justin Johnson, Kenji Hata, Joshua Kravitz, Stephanie

- Chen, Yannis Kalantidis, Li-Jia Li, David A. Shamma, Michael S. Bernstein, and Li Fei-Fei. 2017b. [Visual genome: Connecting language and vision using crowdsourced dense image annotations](#). *Int. J. Comput. Vision*, 123(1):32–73.
- Bohao Li, Rui Wang, Guangzhi Wang, Yuying Ge, Yixiao Ge, and Ying Shan. 2023a. [Seed-bench: Benchmarking multimodal llms with generative comprehension](#).
- Junnan Li, Dongxu Li, Silvio Savarese, and Steven Hoi. 2023b. [Blip-2: Bootstrapping language-image pre-training with frozen image encoders and large language models](#).
- Tsung-Yi Lin, Michael Maire, Serge Belongie, Lubomir Bourdev, Ross Girshick, James Hays, Pietro Perona, Deva Ramanan, C. Lawrence Zitnick, and Piotr Dollár. 2015. [Microsoft coco: Common objects in context](#).
- Wang Ling, Dani Yogatama, Chris Dyer, and Phil Blunsom. 2017. [Program induction by rationale generation: Learning to solve and explain algebraic word problems](#). In *Proceedings of the 55th Annual Meeting of the Association for Computational Linguistics (Volume 1: Long Papers)*, pages 158–167, Vancouver, Canada. Association for Computational Linguistics.
- Haotian Liu, Chunyuan Li, Yuheng Li, and Yong Jae Lee. 2023a. [Improved baselines with visual instruction tuning](#).
- Haotian Liu, Chunyuan Li, Yuheng Li, Bo Li, Yuanhan Zhang, Sheng Shen, and Yong Jae Lee. 2024. [Llava-1.6: Improved reasoning, ocr, and world knowledge](#).
- Haotian Liu, Chunyuan Li, Qingyang Wu, and Yong Jae Lee. 2023b. [Visual instruction tuning](#).
- Yuan Liu, Haodong Duan, Yuanhan Zhang, Bo Li, Songyang Zhang, Wangbo Zhao, Yike Yuan, Jiaqi Wang, Conghui He, Ziwei Liu, Kai Chen, and Dahua Lin. 2023c. [Mmbench: Is your multimodal model an all-around player?](#)
- Pan Lu, Hritik Bansal, Tony Xia, Jiacheng Liu, Chunyuan Li, Hannaneh Hajishirzi, Hao Cheng, Kai-Wei Chang, Michel Galley, and Jianfeng Gao. 2024. [Mathvista: Evaluating mathematical reasoning of foundation models in visual contexts](#).
- Junhua Mao, Jonathan Huang, Alexander Toshev, Oana Camburu, Alan Yuille, and Kevin Murphy. 2016. [Generation and comprehension of unambiguous object descriptions](#).
- Kenneth Marino, Mohammad Rastegari, Ali Farhadi, and Roozbeh Mottaghi. 2019. [Ok-vqa: A visual question answering benchmark requiring external knowledge](#). In *Conference on Computer Vision and Pattern Recognition (CVPR)*.
- Anand Mishra, Shashank Shekhar, Ajeet Kumar Singh, and Anirban Chakraborty. 2019. [Ocrvqa: Visual question answering by reading text in images](#). In *ICDAR*.
- Takashi Miyazaki and Nobuyuki Shimizu. 2016. [Cross-lingual image caption generation](#). In *Proceedings of the 54th Annual Meeting of the Association for Computational Linguistics (Volume 1: Long Papers)*, pages 1780–1790. Association for Computational Linguistics.
- OpenAI. 2023. [Gpt-4 technical report](#).
- Zhiliang Peng, Wenhui Wang, Li Dong, Yaru Hao, Shaohan Huang, Shuming Ma, and Furu Wei. 2023. [Kosmos-2: Grounding multimodal large language models to the world](#).
- Matthew E. Peters, Mark Neumann, Mohit Iyyer, Matt Gardner, Christopher Clark, Kenton Lee, and Luke Zettlemoyer. 2018. [Deep contextualized word representations](#). In *Proceedings of the 2018 Conference of the North American Chapter of the Association for Computational Linguistics: Human Language Technologies, Volume 1 (Long Papers)*, pages 2227–2237, New Orleans, Louisiana. Association for Computational Linguistics.
- Sundar Pichai and Demis Hassabis. [Introducing gemini: our largest and most capable ai model yet](#).
- Bryan A. Plummer, Liwei Wang, Chris M. Cervantes, Juan C. Caicedo, Julia Hockenmaier, and Svetlana Lazebnik. 2016. [Flicker30k entities: Collecting region-to-phrase correspondences for richer image-to-sentence models](#).
- Viorica Pătrăucean, Lucas Smaira, Ankush Gupta, Adrià Recasens Contente, Larisa Markeeva, Dylan Banarse, Skanda Koppula, Joseph Heyward, Mateusz Malinowski, Yi Yang, Carl

- Doersch, Tatiana Matejovicova, Yury Sulsky, Antoine Miech, Alex Frechette, Hanna Klimczak, Raphael Koster, Junlin Zhang, Stephanie Winkler, Yusuf Aytar, Simon Osindero, Dima Damen, Andrew Zisserman, and João Carreira. 2023. [Perception test: A diagnostic benchmark for multimodal video models](#). In *Advances in Neural Information Processing Systems*.
- Chengwei Qin, Aston Zhang, Zhuosheng Zhang, Jiaao Chen, Michihiro Yasunaga, and Diyi Yang. 2023. [Is ChatGPT a general-purpose natural language processing task solver?](#) In *Proceedings of the 2023 Conference on Empirical Methods in Natural Language Processing*, pages 1339–1384, Singapore. Association for Computational Linguistics.
- Christoph Schuhmann, Romain Beaumont, Richard Vencu, Cade Gordon, Ross Wightman, Mehdi Cherti, Theo Coombes, Aarush Katta, Clayton Mullis, Mitchell Wortsman, Patrick Schramowski, Srivatsa Kundurthy, Katherine Crowson, Ludwig Schmidt, Robert Kaczmarczyk, and Jenia Jitsev. 2022. [Laion-5b: An open large-scale dataset for training next generation image-text models](#).
- Piyush Sharma, Nan Ding, Sebastian Goodman, and Radu Soricut. 2018. Conceptual captions: A cleaned, hypernymed, image alt-text dataset for automatic image captioning. In *Proceedings of ACL*.
- Amanpreet Singh, Vivek Natarjan, Meet Shah, Yu Jiang, Xinlei Chen, Devi Parikh, and Marcus Rohrbach. 2019. Towards vqa models that can read. In *Proceedings of the IEEE Conference on Computer Vision and Pattern Recognition*, pages 8317–8326.
- Mirac Suzgun, Nathan Scales, Nathanael Schärli, Sebastian Gehrmann, Yi Tay, Hyung Won Chung, Aakanksha Chowdhery, Quoc V. Le, Ed H. Chi, Denny Zhou, and Jason Wei. 2022. [Challenging big-bench tasks and whether chain-of-thought can solve them](#).
- Ashish V. Thapliyal, Jordi Pont Tuset, Xi Chen, and Radu Soricut. 2022. [Crossmodal-3600: A massively multilingual multimodal evaluation dataset](#). In *Proceedings of the 2022 Conference on Empirical Methods in Natural Language Processing*, pages 715–729, Abu Dhabi, United Arab Emirates. Association for Computational Linguistics.
- Ashish Vaswani, Noam Shazeer, Niki Parmar, Jakob Uszkoreit, Llion Jones, Aidan N. Gomez, Łukasz Kaiser, and Illia Polosukhin. 2017. Attention is all you need. In *Proceedings of the 31st International Conference on Neural Information Processing Systems, NIPS’17*, page 6000–6010, Red Hook, NY, USA. Curran Associates Inc.
- Weihan Wang, Qingsong Lv, Wenmeng Yu, Wenyi Hong, Ji Qi, Yan Wang, Junhui Ji, Zhuoyi Yang, Lei Zhao, Xixuan Song, Jiazheng Xu, Bin Xu, Juanzi Li, Yuxiao Dong, Ming Ding, and Jie Tang. 2023. [Cogvlm: Visual expert for pre-trained language models](#).
- Haoning Wu, Zicheng Zhang, Erli Zhang, Chaofeng Chen, Liang Liao, Annan Wang, Chunyi Li, Wenxiu Sun, Qiong Yan, Guangtao Zhai, and Weisi Lin. 2024. Q-bench: A benchmark for general-purpose foundation models on low-level vision. In *ICLR*.
- Jiahong Wu, He Zheng, Bo Zhao, Yixin Li, Baoming Yan, Rui Liang, Wenjia Wang, Shippei Zhou, Guosen Lin, Yanwei Fu, Yizhou Wang, and Yonggang Wang. 2019. [Large-scale datasets for going deeper in image understanding](#). In *2019 IEEE International Conference on Multimedia and Expo (ICME)*. IEEE.
- Wenhao Wu, Huanjin Yao, Mengxi Zhang, Yuxin Song, Wanli Ouyang, and Jingdong Wang. 2023a. [Gpt4vis: What can gpt-4 do for zero-shot visual recognition?](#)
- Yang Wu, Shilong Wang, Hao Yang, Tian Zheng, Hongbo Zhang, Yanyan Zhao, and Bing Qin. 2023b. [An early evaluation of gpt-4v\(ision\)](#).
- Zhiyang Xu, Ying Shen, and Lifu Huang. 2023. [MultiInstruct: Improving multi-modal zero-shot learning via instruction tuning](#). In *Proceedings of the 61st Annual Meeting of the Association for Computational Linguistics (Volume 1: Long Papers)*, pages 11445–11465, Toronto, Canada. Association for Computational Linguistics.
- Jianwei Yang, Hao Zhang, Feng Li, Xueyan Zou, Chunyuan Li, and Jianfeng Gao. 2023. [Set-of-mark prompting unleashes extraordinary visual grounding in gpt-4v](#).

Qinghao Ye, Haiyang Xu, Guohai Xu, Jiabo Ye, Ming Yan, Yiyang Zhou, Junyang Wang, Anwen Hu, Pengcheng Shi, Yaya Shi, Chaoya Jiang, Chenliang Li, Yuanhong Xu, Hehong Chen, Junfeng Tian, Qi Qian, Ji Zhang, and Fei Huang. 2023a. [mplug-owl: Modularization empowers large language models with multimodality](#).

Qinghao Ye, Haiyang Xu, Jiabo Ye, Ming Yan, Anwen Hu, Haowei Liu, Qi Qian, Ji Zhang, Fei Huang, and Jingren Zhou. 2023b. [mplug-owl2: Revolutionizing multi-modal large language model with modality collaboration](#).

Shukang Yin, Chaoyou Fu, Sirui Zhao, Ke Li, Xing Sun, Tong Xu, and Enhong Chen. 2023. A survey on multimodal large language models. *arXiv preprint arXiv:2306.13549*.

Weihao Yu, Zhengyuan Yang, Linjie Li, Jianfeng Wang, Kevin Lin, Zicheng Liu, Xinchao Wang, and Lijuan Wang. 2023. [Mm-vet: Evaluating large multimodal models for integrated capabilities](#).

Xiang Yue, Yuansheng Ni, Kai Zhang, Tianyu Zheng, Ruoqi Liu, Ge Zhang, Samuel Stevens, Dongfu Jiang, Weiming Ren, Yuxuan Sun, Cong Wei, Botao Yu, Ruibin Yuan, Renliang Sun, Ming Yin, Boyuan Zheng, Zhenzhu Yang, Yibo Liu, Wenhao Huang, Huan Sun, Yu Su, and Wenhao Chen. 2023. [Mmmu: A massive multi-discipline multimodal understanding and reasoning benchmark for expert agi](#).

Rowan Zellers, Ari Holtzman, Yonatan Bisk, Ali Farhadi, and Yejin Choi. 2019. [HellaSwag: Can a machine really finish your sentence?](#) In *Proceedings of the 57th Annual Meeting of the Association for Computational Linguistics*, pages 4791–4800, Florence, Italy. Association for Computational Linguistics.

Wanjun Zhong, Ruixiang Cui, Yiduo Guo, Yaobo Liang, Shuai Lu, Yanlin Wang, Amin Saied, Weizhu Chen, and Nan Duan. 2023. [AgiEval: A human-centric benchmark for evaluating foundation models](#).

Deyao Zhu, Jun Chen, Xiaoqian Shen, Xiang Li, and Mohamed Elhoseiny. 2023. [Minigt-4: Enhancing vision-language understanding with advanced large language models](#).

A Appendix

A.1 Set-of-Mark Prompting

Set-of-Mark (SoM) is a visual prompting technique introduced by [Yang et al. \(2023\)](#) to improve the grounding abilities of VLMs. By assigning “marks” to different objects inside the image in the form of alphanumeric labels, masks, or boxes, the VLM is more capable of correctly answering any questions about the image. We utilized this technique in the early stages of our study. Though SoM²³ improves the visual grounding ability of VLMs; SoM did not offer significant gains in the quality of answers generated by GPT-4V during the preliminary stage of our study. Hence, we did not extensively deploy SoM in this study, and we leave that for future work.

A.2 LLaVA 1.5

In our study LLaVA 1.5 ([Liu et al., 2023a](#)) is used, and here are the details. LLaVA 1.5 consists of three main components, that is, a vision encoder, MLP connector, and a pre-trained language model. Like other VLMs, this model was trained in two stages, the pre-training stage in which visual features contained inside the image were aligned with the word embedding space of the language model, followed by the visual instruction tuning stage in which visual instructions were leveraged to tune the model so that it can comprehend user instructions about images. Notably, the language encoder is Vicuna-13B-v1.5, while the vision encoder is CLIP-L-336px. Due to the computational cost involved in fine-tuning, we applied 4-bit quantization to LLaVA 1.5.

A.3 Evaluation Guidelines

The evaluation task comprised two main parts. In part 1, evaluators were asked to assign scores to the quality of En-Jp, En-Sw, and En-Ur translations of *text*, on a Likert scale of 1 to 5²⁴. In part 2, we asked the evaluators to grade the quality of answers generated by GPT-4V for all questions Q1 to Q6 in the prompt²⁵.

Precisely, here are the evaluation guidelines in part 1:

²³This site <https://huggingface.co/spaces/RoboFlow/SoM> provides a platform to augment images with different marks, for example, numbers, letters, bounding boxes, and masks.

²⁴For clarity, 1 is the lowest score and 5 is the highest score.

²⁵Again, we utilized a Likert scale with scores from 1 to 5 in which 1 is the lowest score, and 5 is the highest score.

- Please refer to the English text and rate the quality of the translated text from 1 to 5.
- Note that the 1 is the lowest score and 5 is the highest score

In addition, these are the evaluation guidelines which we passed on to native speakers in part 2:

- Taking into consideration, the combination of **image, text, question, answer** and **rationale** generated by GPT-4V for each question Q1 to Q6, please do the following:
- Read carefully the **answer, rationale** pair and make a reasonable judgement if the answer best represents the information provided
- For each question, these are the guidelines;
 - Q1. Has GPT-4V identified and categorized all the objects in image?
 - Q2. Has GPT-4V interpreted the context and the overall scene, beyond just individual objects?
 - Q3. Has GPT-4V accurately recognized the relationships and interactions between different objects in a scene?
 - Q4. Has GPT-4V appropriately divided the image into parts with a semantic meaning?
 - Q5. When generating a natural language description of the image, did GPT-4V cover all the objects in the image?
 - Q6.1 Did GPT-4V extract accurately the part of the text which closely matches the entities shown in the image?
 - Q6.2 Looking at the image and the text, did GPT-4V correctly report the text which is not relevant to the image?
 - Q6.3 Ignoring the image, did GPT-4V mark all the spans of text which correspond to the entities in the text provided?
 - Q6.4 Are the places reported by GPT-4V actually famous and are they present in the text or image provided?

A.4 Benchmark Details

MMBench (Liu et al., 2023c) measures twenty VLM abilities across both perception and reasoning problems. The specific perception tasks include spatial relationship, attribute comparison, action

recognition, attribute recognition, object localization, celebrity recognition, OCR, image style, image scene, image recognition, image quality, and image topic. Similarly, reasoning abilities include future prediction, structuralized image-text understanding, physical property, function reasoning, identity reasoning, social relation, physical relation, and natural relation.

SEED-Bench (Li et al., 2023a) measures twelve VLM abilities, namely action prediction, action recognition, procedure understanding, scene understanding, instance identity, instance attribute, instance location, instance counting, spatial relation, instance interaction, visual reasoning, and OCR.

MM-Vet (Yu et al., 2023) evaluates the performance of VLMs on combinations of various abilities related to knowledge, language generation, math, OCR, recognition, and spatial awareness.

A.5 Full dataset statistics

Shown in Table 6.

A.6 Multilingual Prompts

Our multilingual prompts used to gather data for each VL task are shown in Figure 6.

A.7 Input Prompt

The complete version of Figure 1 in Section 1 is shown in detail in Figure 7 below.

A.8 Self Critique Criteria

This is the criteria utilized by GPT-4V to calculate its confidence score, which defines the *self-critique* in this study.

- **Accuracy.** The extent to which the information provided is correct and factual.
- **Relevance.** How closely the answers pertain to the questions asked, including the presence of information in the text or image that directly supports the answer.
- **Completeness.** Whether the answer comprehensively addresses all parts of the question without omitting key details.
- **Clarity.** The degree to which the answer is understandable and unambiguous.
- **Evidence Support.** The amount of evidence available from the provided text or image that can be used to substantiate the answer.

	Language	English	Japanese	Swahili	Urdu
Image	OR	207	207	207	100
	SU	207	207	207	100
	RU	207	207	207	100
	SS	207	207	207	100
	IC	207	207	207	100
Image-and-text	EE	207	207	207	100
	ITM	207	207	207	100
	U	207	207	207	100
	VQA	207	207	207	100
	Self-critique	207	207	207	100
Total		2,070	2,070	2,070	1,000

Table 6: The number of data samples created per task, in each language. We categorize the tasks based on the *type* of information required to actually accomplish the task. Each data sample is an *Answer, Rationale* combination.

Prompt in English	Prompt in Japanese	Prompt in Swahili	Prompt in Urdu
<p>***[Put your text here]***</p> <p>Given the above text and image please answer the following questions one by one:</p> <p>Q1. What objects are present in this image, and can you categorize them (e.g., furniture, electronic devices, etc.)?</p> <p>Q2. Describe the overall scene depicted in this image. What is the setting, and what activities or events are taking place?</p> <p>Q3. Identify any interactions or relationships between objects or entities in this image. How are they related or interacting?</p> <p>Q4. Can you divide this image into different semantic regions and label each (e.g., sky, buildings, people, street)?</p> <p>Q5. Provide a detailed, natural language description of what is happening in this image.</p> <p>Q6. Given the content of this image, answer the following 4 sub-questions.</p> <p>Q6.1 Extract the part of the text which closely matches the entities depicted in the image?</p> <p>Q6.2 Which part of the text is not relevant to the image?</p> <p>Q6.3 Mark all the spans of text which correspond to all the entities in the text above irrespective of the image provided.</p> <p>Q6.4 What places are mentioned in the text or image above? Are they famous? If so, why?</p> <p>Q7. On a scale of 1 to 5, how confident are you about your answer?</p> <p>Consider one question at a time and give the answer. Be as concise as possible while answering and avoid repetition. For each question, please explain the rationale behind your answer. Hence, use the following format when answering (Question, Answer, Rationale).</p>	<p>***[ここにテキストを入れる]***</p> <p>上記のテキストと画像に基づき、以下の質問に一つずつ答えてください。</p> <p>Q1. この画像にはどのような物体がありますか？またそれらを分類することはできますか（例：家具、電子機器など）？</p> <p>Q2. この画像に描かれている全体的な状況を説明してください。どのような設定で、どのような活動やイベントが行われていますか？</p> <p>Q3. この画像中の物体やエンティティ間の相互作用や関係を特定してください。それらはどのように関連しているか、またどのように相互作用していますか？</p> <p>Q4. この画像の意味ごとに異なる領域に分割し、それぞれにラベルを付けることができますか（例：空、建物、人々、通りなど）？</p> <p>Q5. この画像で起こっていることについて、詳細な自然言語の説明を提供してください。</p> <p>Q6. この画像の内容に基づいて、以下の4つの追加質問に答えてください。Q6.1 テキストから画像に描かれているエンティティに最も密接に一致する部分を抽出してください。</p> <p>Q6.2 画像に関連しないテキストの部分はどれですか？Q6.3 提供された画像に関係なく、上記のテキスト内のすべてのエンティティに対応するテキストの範囲をすべてマークしてください。</p> <p>Q6.4 上記のテキストまたは画像に記載されている場所はありますか？それらは有名な場所ですか？もしそうであれば、それはなぜですか？</p> <p>Q7. 1から5の段階評価で、あなたの上記の回答に対する自信はどれほどですか？一つずつ質問を考慮し、答えを出してください。</p> <p>回答する際はできるだけ簡潔にし、繰り返しを避けてください。</p> <p>各質問について、あなたの答えの背後にある理由を説明してください。</p> <p>したがって、回答の際には次の形式を使用してください（質問、答え、理由）。</p>	<p>***[Weka maandishi yako hapa]***</p> <p>Kutokana na maandishi na picha hapo juu, tafadhali jibu maswali yafuatayo moja baada ya lingine:</p> <p>Q1. Ni vitu gani vinapatikana katika picha hii, na unaweza kuvigawanya katika makundi gani (kwa mfano, samani, vilaa vya elektroniki, n.k.)?</p> <p>Q2. Elezea tukio linaloonekana katika picha hii. Mazingira yakoje, na ni shughuli au matukio gani yanafanyika?</p> <p>Q3. Tambua mahusiano au mwingiliano wowote kati ya vitu au viumbe katika picha hii. Vinahusianaje au vinavyoingiliana?</p> <p>Q4. Je, unaweza kugawa picha hii katika sehemu tofauti zenye maana na kuzipa majina (kwa mfano, anga, majengo, watu, barabara)?</p> <p>Q5. Toa maelezo ya kina na ya kisasi kuhusu kinachoendelea katika picha hii.</p> <p>Q6. Kwa kuzingatia yaliyomo katika picha hii, jibu maswali yafuatayo 4.</p> <p>Q6.1 Toa sehemu ya maandishi inayoandana zaidi na vitu vilivyonyeshwa katika picha? Q6.2 Ni sehemu gani ya maandishi haina uhusiano na picha?</p> <p>Q6.3 Donoo huluki zote kutoka kwa maandishi bila kujali picha iliyotolewa?</p> <p>Q6.4 Ni maeneo gani yametajwa katika maandishi au picha hapo juu? Je, ni maarufu? Ikiwa ndiyo, kwa nini?</p> <p>Q7. Kwa kwango cha 1 hadi 5, una uhakika kiasi gani kuhusu jibu lako?</p> <p>Fikira swali moja kwa wakati na utoe jibu.</p> <p>Jibu kwa ufupi iwezekanavyo na epuka kurudia.</p> <p>Kwa kila swali, tafadhali eleza mantiki nyuma ya jibu lako.</p> <p>Hivyo, tumia muundo ufuatao unapojibu (Swali, Jibu, Mantiki).</p>	<p>***[اپنا متن یہاں رکھیں]***</p> <p>مندرجہ بالا متن اور تصویر کو دیکھتے ہوئے براہ کرم درج ذیل سوالات کا ایک ایک کر کے جواب دیں۔</p> <p>Q1. اس تصویر میں کون سی اشیاء موجود ہیں، اور کیا آپ ان کی درجہ بندی کر سکتے ہیں (مثلاً، فرنیچر، الیکٹرانک آلات وغیرہ)؟</p> <p>Q2. اس تصویر میں دکھائے گئے مجموعی منظر کی وضاحت کریں۔ ترتیب کیا ہے، اور کون سی سرگرمیاں یا واقعات ہو رہے ہیں؟</p> <p>Q3. اس تصویر میں اشیاء یا اداروں کے درمیان کسی بھی تعامل یا تعلق کی نشاندہی کریں۔ ان کا تعلق یا تعامل کیسے ہے؟</p> <p>Q4. کیا آپ اس تصویر کو مختلف معنوی خطوں میں تقسیم کر سکتے ہیں اور ہر ایک کو ٹیپ ٹیگ کر سکتے ہیں (مثلاً، آسمان، عمارتیں، لوگ، گی)؟</p> <p>Q5. اس تصویر میں کیا ہو رہا ہے اس کی تفصیلی، فطری زبان میں وضاحت فرمائیے۔</p> <p>Q6. اس تصویر کے مواد کو دیکھتے ہوئے، درج ذیل 4 ذیلی سوالات کا جواب دیں۔</p> <p>Q6.1 متن کا وہ حصہ نکالیں جو تصویر میں دکھائے گئے اداروں سے فریب سے مل گیا ہے؟</p> <p>Q6.2 متن کا کون سا حصہ تصویر سے متعلق نہیں ہے؟</p> <p>Q6.3 متن کے تمام اسپین کو نشان زد کریں جو اوپر دیکھے گئے متن میں موجود تمام اداروں سے متعلق ہیں لیکن نظر اس کے کہ وہ فریب دہندہ تصویر۔</p> <p>Q6.4 اوپر متن یا تصویر میں کن جگہوں کا ذکر کیا گیا ہے؟ کیا وہ مشہور ہیں؟ اگر ایسا ہے تو کیوں؟</p> <p>Q7. 1 سے 5 کی پیمانے پر، آپ اپنے جواب کے بارے میں کتنے پر اعتماد ہیں؟</p> <p>ایک وقت میں ایک سوال پر غور کریں اور جواب دیں۔</p> <p>جواب دیتے وقت ہر ممکن حد تک مختصر رہیں اور تکرار سے گریز کریں۔</p> <p>ہر سوال کے لیے براہ کرم اپنے جواب کے پیچھے دلیل کی وضاحت کریں۔</p> <p>لہذا، جواب دیتے وقت درج ذیل فرمیٹ کا استعمال کریں (سوال، جواب، دلیل)۔</p>

Figure 6: The prompts which we used to construct data in each of the four languages: En, Jp, Sw, and Ur.

A.9 Swahili, Urdu Speakers

As of this writing, the number of Swahili speakers is estimated at more than 200 million²⁶, while the number of Urdu speakers stands at about 230 million²⁷ speakers.

²⁶Wikipedia page for Swahili https://en.wikipedia.org/wiki/Swahili_language.

²⁷Wikipedia page for Urdu <https://en.wikipedia.org/wiki/Urdu>.

A.10 Unrelatedness Task

The new VL task introduced in this work is *Unrelatedness* and it is shown in Figure 8.

A.11 Vision-and-language Tasks

In this section, we illustrate the tasks introduced in our study. Moreover, owing to space limitations, we have shown only two tasks: *object recognition* in Figure 9 and *scene understanding* in Figure 10.




Figure 7: The expanded version of Figure 1. Clockwise from top left: English (En), Japanese (Jp), Urdu (Ur), Swahili (Sw) prompts. The input to GPT-4V includes text, image, questions Q1-Q7.

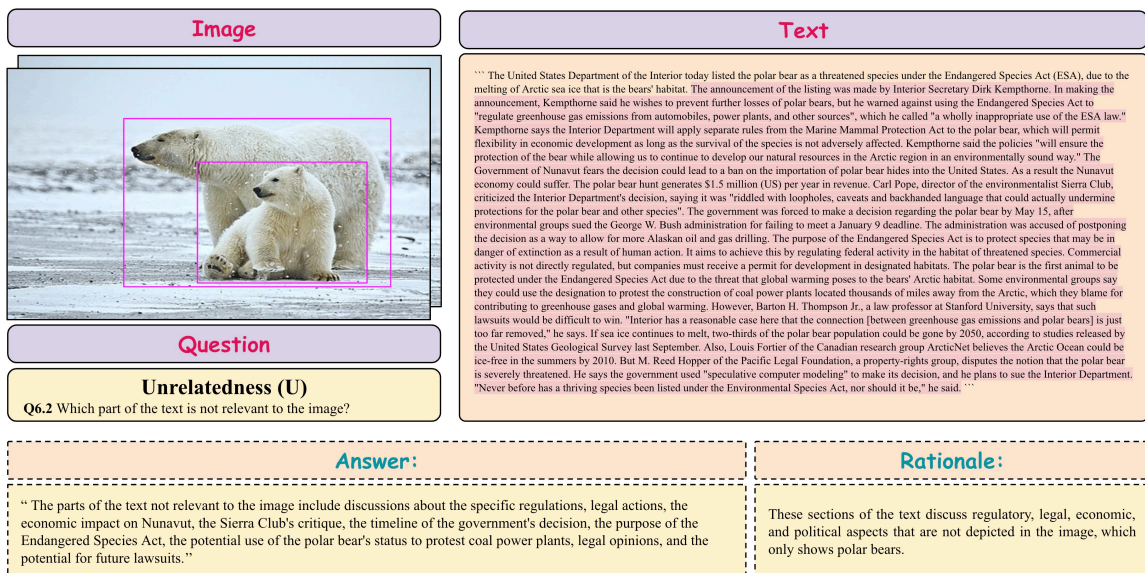


Figure 8: The new VL task introduced in this work is *Unrelatedness*. Most of the *Text* in this prompt is unrelated to the *Image*.

Task 1: Object Recognition (OR)





<p>Image</p>  <p>Text: The Australian solar racing team Sunswift paraded their fifth car, eVe, on the Kensington campus.....</p> <p>Question: Q1. What objects are present in this image, and can you categorize them (e.g., furniture, electronic devices, etc.)?</p> <p>Answer: The image includes a solar-powered racing car, several individuals standing and walking around it, and a park or campus setting with trees and grass in the background.</p> <p>Rationale: The solar car is identified by its streamlined shape and solar panels on top. The people are likely spectators or team members at what appears to be an exhibition or demonstration event, suggested by their casual stance and focus on the vehicle.</p>	<p>Image</p>  <p>Text: オーストラリアのソーラーレーシングチーム、サンズウィフトが5台目となるマシン「eVe」のパレードを行った.....</p> <p>Question: Q1. この画像にはどのような物体がありますか？またそれらを分類することはできますか（例：家具、電子機器など）？</p> <p>答え: 画像には、ソーラーパネルを搭載した車両があります。</p> <p>理由: 車両の表面にはソーラーパネルが取り付けられており、その形状と構造は一般的な車両とは異なります。</p>	<p>Image</p>  <p>Text: Timu ya Australia ya mbio za jua ya Sunswift iliandamana na gari lao la tano, eVe, ikiendelea chuo kikuu cha Kensington.....</p> <p>Question: Q1. Ni vitu gani vinapatikana katika picha hii, na unaweza kuvigwanya katika makundi gani (kwa mfano, samani, vifaa vya elektroniki, n.k.)?</p> <p>Jibu: Gari la mbio za jua.</p> <p>Mantiki: Picha inonyesha gari lililofanikwa na paneli za jua, ambazo zinashughulikia sehemu kubwa ya jua ya gari, ikionyesha ni gari la mbio za jua.</p>	<p>Image</p>  <p>Text: اسٹریٹو سولر ریسنگ ٹیم سن سوافٹ نے اپنی پانچویں کار ای وی پر پرید کیا۔..... کیونسلنگ کیمپس.....</p> <p>Question: Q1. اس تصویر میں کون سی اشیاء موجود ہیں، اور ان کی درجہ بندی کر سکتے ہیں (مثلاً، فرنیچر، الیکٹرانک آلات وغیرہ)؟</p> <p>جواب: تصویر میں درج ذیل اشیاء موجود ہیں (Sunswift eVe) سولر پاور سے چلتے والی ریسنگ کار (مختلف افراد (مطباء اور سٹاف) ہندو (مختلف قسم کے کپڑے اور جوتے جو لوگ پہنتے ہیں) فوٹوگرافر کے آلات (کچھ افراد کے ہاتھ میں کیمرے نظر آ رہے ہیں) دلیل: تصویر میں نمایاں طور پر دکھائی دینے والی برائے کو اس کے استعمال یا مقصد کی بنیاد پر زمرہ بند کیا گیا ہے۔</p>
---	--	---	---

Figure 9: Example of an object recognition sample in En, Jp, Sw, Ur in our dataset.

Task 2: Scene Understanding (SU)





<p>Image</p>  <p>Text: The United States Coast Guard (USCG) has seized 20 tons of.....</p> <p>Question: Q2. Describe the overall scene depicted in this image. What is the setting, and what activities or events are taking place?</p> <p>Answer: The scene is a maritime setting, specifically a dock or a deck of a Coast Guard ship where a large seizure of contraband has occurred. There are multiple bales of seized cocaine on the ship, indicating a successful operation. The Coast Guard personnel is standing guard, overseeing the confiscated cargo.</p> <p>Rationale: The presence of the bales and the Coast Guard personnel suggests a law enforcement operation, and the ship implies that the event has taken place at sea or at a port.</p>	<p>Image</p>  <p>Text: 米沿岸警備隊(USCG)は、20トン以上の船舶を押収した。.....</p> <p>Question: Q2. この画像に描かれている全体的な状況を説明してください。どのような設定で、どのような活動やイベントが行われていますか？</p> <p>答え: 画像は、港に停泊中の海軍の船のデッキ上で、大量のコカインの包みが押収された状況を示しています。警官が監視しており、他の乗組員が押収作業に関わっている可能性があります。</p> <p>理由: コカインの包みが整然と積まれており、制服を着た警官が画像に含まれていることから、これは薬物摘発の現場であると推測できます。</p>	<p>Image</p>  <p>Text: Walinzi wa Pwani ya Merika (USCG) wamekamata tani 20.....</p> <p>Question: Q2. Elezea tukio linaloonekana katika picha hii. Mazingira yakoje, na ni shughuli au matukio gani yanafanyika?</p> <p>Jibu: Tukio linaloonekana katika picha hii ni operesheni ya kutekeleza sheria kwenye meli, ambapo cocaine imekamatawa. Mazingira ni ya bandarini au kwenye gati, na shughuli zinazoendelea ni uchunguzi wa bidhaa zilizokamatwa.</p> <p>Mantiki: Kuna askari wa Minzi ya Pwani wamesimama mbele ya mifuko iliyokamatwa, na meli inayoonekana nyuma, ambayo inaishiria kwamba hii ni operesheni ya utekelezaji wa sheria baharini.</p>	<p>Image</p>  <p>Text: ریاستہائے متحدہ کوست گارڈ (یو ایس سی جی) نے 20 ٹن قبضے میں لے لیا ہے۔</p> <p>Question: Q2. اس تصویر میں دکھائے گئے مجموعی منظر کی وضاحت کریں۔ ترتیب کیا ہے، اور کون سی سرگرمیاں یا واقعات ہو رہے ہیں؟</p> <p>جواب: تصویر میں ایک بندرگاہ یا جہاز کی علاقہ دکھائی گیا ہے جہاں کوست گارڈ کے اہلکار بڑی مقدار میں ضبط شدہ منشیات کی نگرانی کر رہے ہیں، یہ منظر میں موجود دیگر اہلکار اور بحری جہاز اس بات کی نشاندہی کرتے ہیں کہ یہ منشیات ان جہازوں سے ضبط کی گئی ہیں۔</p> <p>دلیل: تصویر کے مطابق اور ساتھ ہی گئی معلومات کے بنیاد پر، یہ منظر ایک قانونی کارروائی کا حصہ ہے جس میں منشیات کے راستوں کو ناکام بنایا گیا ہے اور اس کے نتیجے میں منشیات کی ایک بڑی کھوپ کو ضبط کیا گیا ہے۔</p>
--	---	--	--

Figure 10: Example of a scene understanding sample in En, Jp, Sw, Ur in our dataset.