

Plunging region emission in the X-ray binary MAXI J0637–430

Andrew Mummery^{1*}, Jiachen Jiang², Andrew Fabian²

¹*Oxford Theoretical Physics, Beecroft Building, Clarendon Laboratory, Parks Road, Oxford, OX1 3PU, United Kingdom*

²*Institute of Astronomy, Madingley Road, Cambridge CB3 0HA*

ABSTRACT

On the second of November 2019 the black hole X-ray binary MAXI J0637–430 went into outburst, at the start of which it was observed in a thermal “disc-dominated” state. High photon energy (extending above 10 keV) observations taken by the *NuSTAR* telescope reveal that this thermal spectrum can not be fit by conventional two-component (disc plus corona) approaches which ignore disc emission sourced from within the plunging region of the black hole’s spacetime. Instead, these models require a third “additional” thermal component to reproduce the data. Using new disc solutions which extend classical models into the plunging region we show that this “additional” thermal emission can be explained self-consistently with photons emitted from the accretion flow at radii within the innermost stable circular orbit of the black hole. This represents the second low mass X-ray binary, after MAXI J1820+070, with a detection of plunging region emission, suggesting that signatures of this highly relativistic region may well be widespread but not previously widely appreciated. To allow for a detection of the plunging region, the black hole in MAXI J0637–430 must be at most moderately spinning, and we constrain the spin to be $a_{\bullet} < 0.86$ at 99.9% confidence. We finish by discussing the observational requirements for the robust detection of this region.

Key words: accretion, accretion discs — black hole physics — X-rays: binaries

1 INTRODUCTION

The discovery and analysis of astrophysical black holes through the detection of X-ray photons emitted from deep within their spacetimes is by now a well established field in high energy astrophysics. As the accretion flows which form in black hole binary systems reach temperatures of order a few kiloelectronvolts in their inner regions, X-ray photons observed from galactic binaries have, in principle, the characteristic signatures of highly relativistic regions of spacetime imprinted onto their spectral energy distributions (SEDs). The set of observational techniques employed in analysing these broadband SEDs with the intention of inferring black hole properties is named “continuum fitting”, and has been employed widely throughout the literature (e.g., [Shafee et al. 2006](#); [Steiner et al. 2009](#); [McClintock et al. 2014](#); [Zhao et al. 2021](#)).

In the context of continuum fitting one particularly interesting, and relevant, feature of black hole spacetimes is the existence of a so-called ISCO, or innermost stable circular orbit, radius. A purely relativistic effect, the ISCO radius represents the innermost point in a black hole’s spacetime at which circular orbits remain stable to inwards perturbations. Interior to the ISCO radius any inward perturbation of a fluid element will pick up a rapidly accelerating radial velocity, and will ultimately cross the event horizon of the black hole. Whether or not substantial (or even observable) photon fluxes are sourced within this plunging region has been a long controversial theoretical question, discussed in some of the very first papers on black hole accretion theory ([Page & Thorne 1974](#)).

The temperature of black hole accretion flows were, in the early days of thin disc theories, expected to drop to \sim zero within the

plunging region as a purely viscous stress would be unable to transport angular momentum across this boundary and therefore no dissipation would occur. However, with the realisation that it is in fact magnetohydrodynamic turbulence that redistributes angular momentum in an accretion flow ([Balbus & Hawley 1991](#)), which can in principle transfer angular momentum across this boundary ([Gammie 1999](#); [Krolik 1999](#); [Agol & Krolik 2000](#)), the question of the ISCO temperature was reopened. Numerical general relativistic magnetohydrodynamical simulations (e.g., [Noble et al. 2010](#); [Penna et al. 2010](#); [Zhu et al. 2012](#); [Schnittman et al. 2016](#); [Lančová et al. 2019](#); [Wielgus et al. 2022](#)) generically find non-zero temperatures at and within the ISCO, with non-zero associated thermal emission, suggesting that magnetic stresses do indeed continue to dissipate in this region. The vanishing ISCO temperature boundary condition has however retained prominent advocates (e.g., [Paczyński 2000](#)), although these precise arguments are in contention with simulations (e.g. [Noble et al. 2010](#)).

It is only recently, with the development of analytical models for the thermodynamics of this plunging region [Mummery & Balbus \(2023\)](#); [Mummery et al. \(2024a\)](#), that observational data (through the medium of continuum fitting) can be leveraged to probe the question of whether or not observable photon fluxes are sourced within the plunging region. [Mummery et al. \(2024b\)](#) recently demonstrated that the thermal X-ray spectrum of the black hole X-ray binary MAXI J1820+070 could only be adequately described with the inclusion of photons emitted from within the plunging region, while traditional models produced insufficient flux at $E \sim 6 - 10$ keV ([Fabian et al. 2020](#)). Other sources, such as MAXI J1828–249, have also been observed to show similar features in one-off observations ([Oda et al. 2019](#)). These results open up the possibility of probing

* E-mail: andrew.mummery@physics.ox.ac.uk

this highly relativistic regime with observations of Galactic X-ray binaries.

On the second of November 2019 the black hole X-ray binary MAXI J0637–430 went into outburst (Negoro et al. 2019; Tetarenko et al. 2021), at the start of which it was observed in a thermal “disc-dominated” state (Lazar et al. 2021). High photon energy (extending above 10 keV) observations taken by the *NuSTAR* telescope reveal that this thermal spectrum can not be fit by conventional two-component (disc plus corona) approaches which do not include disc emission sourced from within the plunging region of the black hole’s spacetime (Lazar et al. 2021). Instead, these models require a third *ad-hoc* “additional thermal component” to be added in by hand to reproduce the data. This behaviour is identical to that originally observed in the X-ray binary MAXI J1820+070 (Fabian et al. 2020). It is the purpose of this *Letter* to analyse three high quality X-ray spectra taken of MAXI J0637–430, with the aim of probing the physics of the plunging region in this source. We will demonstrate that a satisfactory fit of the MAXI J0637–430 data requires intra-ISCO emission at high significance, with the flux sourced from within the ISCO representing $\sim 40\%$ of the total observed flux at $E \sim 5 - 8$ keV.

2 ANALYSIS

2.1 The disc model

For this analysis we use the `fullkerr` Mummery et al. (2024b) model in `XSPEC` (Arnaud 1996), which smoothly joins the steady state relativistic thin disc solutions of Novikov & Thorne (1973) onto the thermodynamic solutions valid for the intra-ISCO plunge derived by Mummery & Balbus (2023); Mummery et al. (2024a). This model takes as input the usual free parameters of a thin-disc description of a black hole accretion flow. The black hole is described by its mass M_\bullet , and spin a_\bullet , while the disc has a constant accretion rate \dot{M} and is located a distance D from the observer with normal orientated at an angle i from the line of sight. This accretion flow is further assumed to evolve in the equatorial plane of the black hole, making the disc normal equal to the black hole’s spin axis. In the main body of the disc (i.e., at radii much larger than the ISCO) the `fullkerr` model is functionally identical to the familiar `kerrbb` model. To smoothly join this outer model onto a plunging intra-ISCO flow an ISCO stress parameter $\delta_{\mathcal{J}}$ is included, which sets the ISCO temperature boundary condition, and physically parameterises the fraction of the disc fluids angular momentum which is “passed back” to the extra-ISCO accretion flow. Numerical simulations (e.g., Noble et al. 2010; Penna et al. 2010; Zhu et al. 2012; Schnittman et al. 2016) typically place $\delta_{\mathcal{J}}$ in the region of $\delta_{\mathcal{J}} \simeq 0.01 - 0.1$ (see Mummery & Balbus 2023; Mummery et al. 2024b, for a detailed discussion of the physics of $\delta_{\mathcal{J}}$).

The physics of radiative transfer in the main (extra-ISCO) body of the disc is parameterised with a simple colour-correction factor f_d , while within the ISCO accretion flows are known to transition to a photon-starved state where the disc fluid is unable to produce the required number of photons to carry away the locally radiated disc luminosity with a blackbody spectrum (Zhu et al. 2012; Davis & El-Abd 2019). We model the physics of this transition with a tuneable parameter ξ , which is discussed in Mummery et al. (2024b). Briefly, the colour-correction factor grows within the ISCO as $f = f_d(r_I/r)^\xi$, which accounts for the increased energy each photon must carry in a photon-starved state. In principle therefore there are 8 free parameters which could be fit to the thermal continuum observed from MAXI J0637–430: $M_\bullet, a_\bullet, \dot{M}, D, i, \delta_{\mathcal{J}}, f_d$

and ξ . However, some of these parameters are somewhat constrained by prior information, as we now discuss.

2.2 Prior information regarding MAXI J0637–430 properties

The X-ray binary MAXI J0637–430 has been widely studied in the literature (e.g., Tetarenko et al. 2021; Jana et al. 2021; Lazar et al. 2021; Baby et al. 2021; Thomas et al. 2022; Ma et al. 2022; Soria et al. 2022; Draghis et al. 2023; Jia et al. 2023). The results of many of these analyses are somewhat contradictory, but there are broad regions of physical parameter space which do overlap between works. The compact object at the centre of MAXI J0637–430 has, in a number of works, been reported to be a black hole (e.g., Jana et al. 2021; Lazar et al. 2021; Soria et al. 2022), with mass too high to be a neutron star. The mass of the compact object is typically inferred to be in the range $M_\bullet/M_\odot \sim 4 - 12$, with the smallest uncertainty quoted in Soria et al. (2022) at $M_\bullet = (5.1 \pm 1.6)M_\odot$. The black hole spin quoted in different works however varies substantially, Baby et al. (2021) favour a retrograde $a_\bullet < 0$ spin, and a low spin is also favoured by Soria et al. (2022) $a_\bullet \lesssim 0.25$. High spins are however favoured by Jia et al. (2023) $a_\bullet > 0.75$ and Draghis et al. (2023) $a_\bullet = 0.97 \pm 0.02$. As black hole spin measurements are typically somewhat degenerate with a change in disc-observer inclination, different works also favour different inclination angles between the observer’s line of sight and the black hole’s spin axis. Most works broadly agree that MAXI J0637–430 is located at a typical disc-observer distance of $D \sim 8$ kpc, with Soria et al. (2022) finding $D = 8.7 \pm 2.3$ kpc.

As there is no agreed upon set of fundamental parameters which describe the MAXI J0637–430 system, we will limit the analysis in this work to seeking to identify and analyse the signatures of the plunging region, while fixing the other physical parameters of the system to plausible values.

2.3 The data

We are interested in high quality observations of MAXI J0637–430 in the soft disc-dominated state, and require sufficient high photon energy coverage to disentangle the disc and Comptonised components. Lazar et al. (2021) demonstrated that the detection of photons with energies $E \gtrsim 10$ keV are required to differentiate between different spectral models. As such we focus our attention on three *NuSTAR* observations which probe these higher energy ranges ($E = 3 - 78$ keV). To ensure we have a good handle on the properties of the disc we also include contemporaneous observations taken with *NICER* and *Swift* XRT, which probe lower energies closer to the peak temperature of the accretion flow ($E \simeq 0.5 - 10$ keV). The three *NuSTAR* observations were taken on the 5th, 14th and 25th of November 2019 (58792, 58801 and 58812 MJD). The *NICER* observation was taken on 58792 MJD, and the *Swift* observations were taken on 58801 and 58812 MJD. The observational details are summarised in Table 1.

2.3.1 *NuSTAR* Data Reduction

We used the standard pipeline `NUPIPELINE`, part of `HEASOFT` V6.33 package, to reduce the *NuSTAR* data. The *NuSTAR* calibration version V20231228 was used. We extracted source spectra from circular regions with radii of 120 arcsec, and the background spectra from nearby circular regions with radii of 150 arcsec. We used the

| MJDs | Missions | ObsIDs | Length (ks) | Missions | ObsIDs | Length (ks) |
|---------|--------------|-------------|-------------|---------------|-------------|-------------|
| 58792.6 | <i>NICER</i> | 2200950103 | 0.6 | <i>NuSTAR</i> | 80502324002 | 36.8 |
| 58800.9 | <i>Swift</i> | 00012172008 | 2.5 | <i>NuSTAR</i> | 80502324004 | 67.7 |
| 58812.3 | <i>Swift</i> | 00012172018 | 1.7 | <i>NuSTAR</i> | 80502324006 | 48.6 |

Table 1. A summary of the X-ray observations of the high-flux soft state of MAXI J0637–430 analysed in this work.

NUPRODUCTS task for this purpose. The 3–78 keV band is considered for both FPMA and FPMB spectra.

2.3.2 *Swift* Data Reduction

The *Swift* observations are processed using the standard pipeline XRTPIPELINE of HEASOFT. The calibration file version used is 20230723. The two *Swift* observations have a very high count rate. Therefore, for these two observations, we used the same annulus source extraction region of an inner radius of 20 arcsec and outer radius of 47 arcsec as in previous work (Lazar et al. 2021). A background spectrum was also extracted from an active detector region far from the source.

2.3.3 *NICER* Data Reduction

We reduced the *NICER* observation using the NICERL2 command and the latest calibration files available in CALDB release 20221001. We selected good time intervals (GTIs) using NIMAKE-TIME to filter out intervals when the particle background was high ($KP < 5$ and $COR_SAX > 4$) and avoid times of extreme optical light loading. We then used the NIEXTRACT-EVENTS tool to apply GTIS to the event lists. Source and background spectra were then generated using the nibackgen3C50 tool v7 (Remillard et al. 2022). We then generated spectral response files using NICERARF and NICERRMF.

When plotted, all of our spectra are grouped to have a minimum number of photon counts of 20 per bin. We conducted the spectral analysis using XSPEC (Arnaud 1996) and implemented χ^2 statistics to estimate goodness of fit.

3 RESULTS

3.1 Traditional relativistic disc models

We begin by recovering the results of Lazar et al. (2021), chiefly that the inclusion of high photon energy data from *NuSTAR* reveals the failure of standard two-component black hole accretion models to reproduce the MAXI J0637–430 data. In the syntax of XSPEC we fit the model

$$\text{model} = \text{constant} \times \text{tbabs}(\text{kerrbb} + \text{nthcomp}), \quad (1)$$

to the combined *Swift* XRT, *NICER* and *NuSTAR* data sets. The simple multiplicative factor *constant* is included to model any systematic differences between the different observatories (and the two different *NuSTAR* modules) and was fixed to unity for the *NuSTAR* A module. For each epoch analysed in this Letter the best-fitting *constant* values found between the instruments are consistent within the known calibration uncertainty of *NuSTAR* Madsen et al. (2015). Absorption of X-ray photons by neutral hydrogen along the line of sight is modelled by the *tbabs* convolution model Wilms et al. (2000), which introduces a hydrogen depth fitting parameter N_{H} . Finally, *nthcomp* models the Comptonisation of disc photons on their passage through the disc corona, and is included

to model the high energy power-law tail observed from MAXI J0637–430 (e.g., Fig. 1). The disc model is *kerrbb* (Li et al. 2005), which corresponds physically to the Novikov & Thorne (1973) relativistic thin disc solution with an imposed vanishing ISCO stress boundary condition.

As can be seen in Figure 1, this model is unable to reproduce the data (a finding also reported in Lazar et al. 2021). In this fit we allowed the black hole spin, disc-observer inclination angle, accretion rate and disc colour-correction to freely vary, while fixed the mass and distance to the Soria et al. (2022) values. This inability to fit the data remains the case even when the model is able to explore regions of parameter space which are unphysical (e.g., extra-galactic distances and unphysical black hole masses).

If we allow the power-law index Γ of the *nthcomp* model to vary freely during fitting, then the largest residuals between the model and data found at the highest photon energies (Fig. 1, upper panel), with less extreme residuals located around $E \sim 6 - 10$ keV. This, however, does not accurately reflect the failure points of the model, which is entirely restricted to the region $E \sim 6 - 10$ keV. This can be most clearly seen in the lower panel of Figure 1, where we show the model fits for the observational epoch 58792 MJD. The upper panel shows the formally best-fitting model to the data, where it is clear to see that the high photon energy residuals are a result of the wrong power-law index being fit to the data, a result of the Comptonised component trying to compensate for the insufficient disc flux around 6 keV.

If, instead, we first fit the *nthcomp* parameters to the data at high photon energies $E > 15$ keV, to which they are then frozen before the disc parameters are fit, we see the true location of the model-data discrepancy. This fit is shown in the lower panel, with a zoomed-in inset highlighting the region $E \sim 6 - 10$ keV, where the disc model produces insufficient flux (note also the residuals in the lowest panel). This behaviour is reproduced in epochs 58801 and 58812. By adding a third, pure blackbody, component this additional flux can be accurately reproduced (as first shown by Lazar et al. 2021), although the physical origin of this additional blackbody is unclear. This exact signature was seen in another X-ray binary MAXI J1820+070 (Fabian et al. 2020), which was later shown to be attributable to intra-ISCO emission (Mummery et al. 2024b).

We repeat this analysis, namely first fitting the *nthcomp* parameters to the data at high photon energies $E > 15$ keV, to which they are then frozen before the disc parameters are fit, to the other two epochs and show the model-data residuals in Figure 2. Every observational epoch shows an insufficient disc flux centred around $E \sim 8$ keV (note that this is higher than the iron line rest frame energy $E = 6.4$ keV). The key physical question is whether this excess emission can be accurately and self-consistently reproduced with a model which includes emission produced within the plunging region.

3.2 Including plunging region emission

Now that we have determined that the X-ray spectrum of MAXI J0637–430 cannot be well described by conventional two-

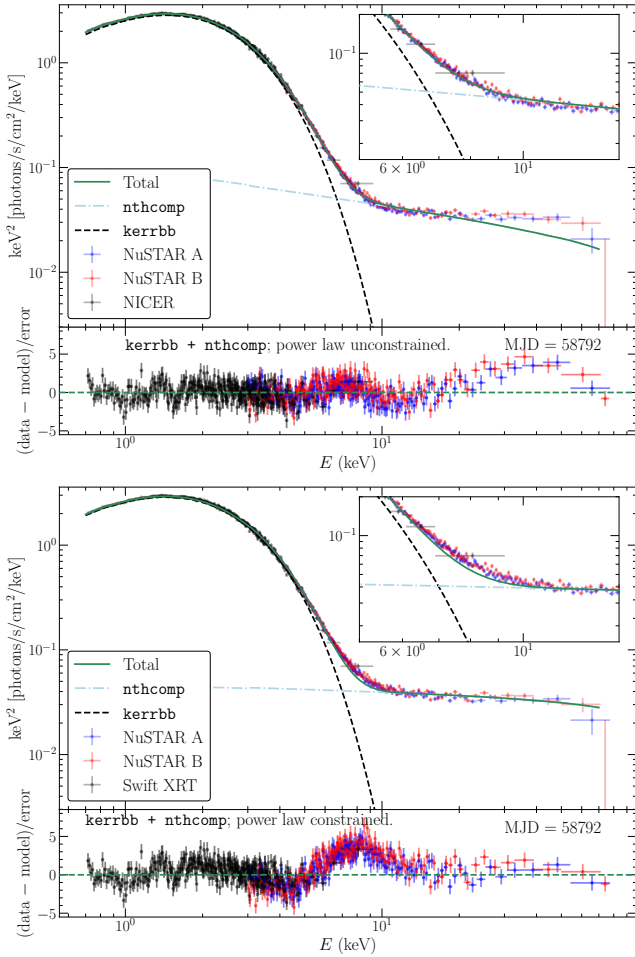


Figure 1. Upper panel: the best-fitting $\text{constant} \times \text{tbabs}(\text{kerrbb} + \text{nthcomp})$ model fit to the 58792 MJD epoch data. It is clear to see that the high photon energy residuals for the formal best-fitting model (upper panel) are a result of the wrong power-law index being fit to the data, a result of the Comptonised component trying to compensate for the insufficient disc flux around 8 keV. Lower panel: the best-fitting model where the nthcomp parameters are first fit to the data at high photon energies $E > 15$ keV, to which they are then frozen. The inset highlights the lack of disc flux at $E \sim 6 - 10$ keV, the cause of the model-data discrepancy, which can also be seen in the model-data residuals plotted below.

component models which neglect intra-ISCO emission (as was previously noted by Lazar et al. 2021), we turn to models which include this component. To remain consistent with the previous section we fit (in the syntax of XSPEC) the model

$$\text{model} = \text{constant} \times \text{tbabs}(\text{fullkerr} + \text{nthcomp}), \quad (2)$$

to the combined *Swift* XRT, *NICER* and *NuSTAR* data sets, i.e., the only change in the analysis is the change in disc model from kerrbb to fullkerr . In contrast to kerrbb we find that this new model can accurately reproduce the data for a broad range of parameter space. In particular, there is a broad range of values for the black hole (M_\bullet, a_\bullet) and observer (D, i) parameters which can all reproduce the data.

In the outer regions of the main body of the disc fullkerr and kerrbb are functionally identical: they both consist of the Novikov & Thorne (1973) relativistic disc model, with a simple colour-correction factor f_d which models the effects of radiative

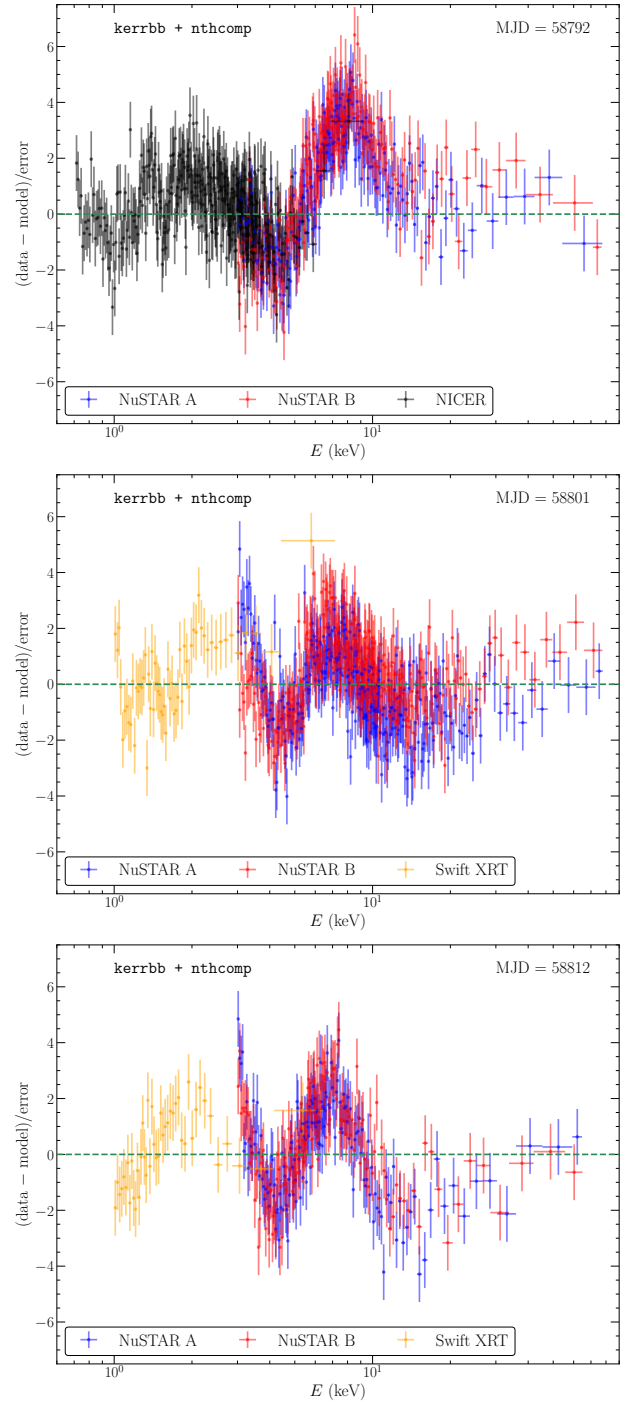


Figure 2. The residuals of the best-fitting $\text{constant} \times \text{tbabs}(\text{kerrbb} + \text{nthcomp})$ model to the MAXI J0637–430 data. This model is unable to produce an acceptable fit to the data, with large residuals particularly notable centred on $E \sim 8$ keV.

transfer in the disc atmosphere (e.g., Shapiro & Teukolsky 1983). At the ISCO however, fullkerr allows for a general boundary condition (unlike the enforced vanishing temperature condition in kerrbb), parameterised by a dimensionless free-parameter $\delta_\mathcal{J}$. This parameter corresponds physically to the fraction of the disc fluid’s angular momentum which is “passed back” to the extra-ISCO accretion flow by magnetic stresses acting within the plunging region (e.g., Mummery & Balbus 2023), the value of which is ex-

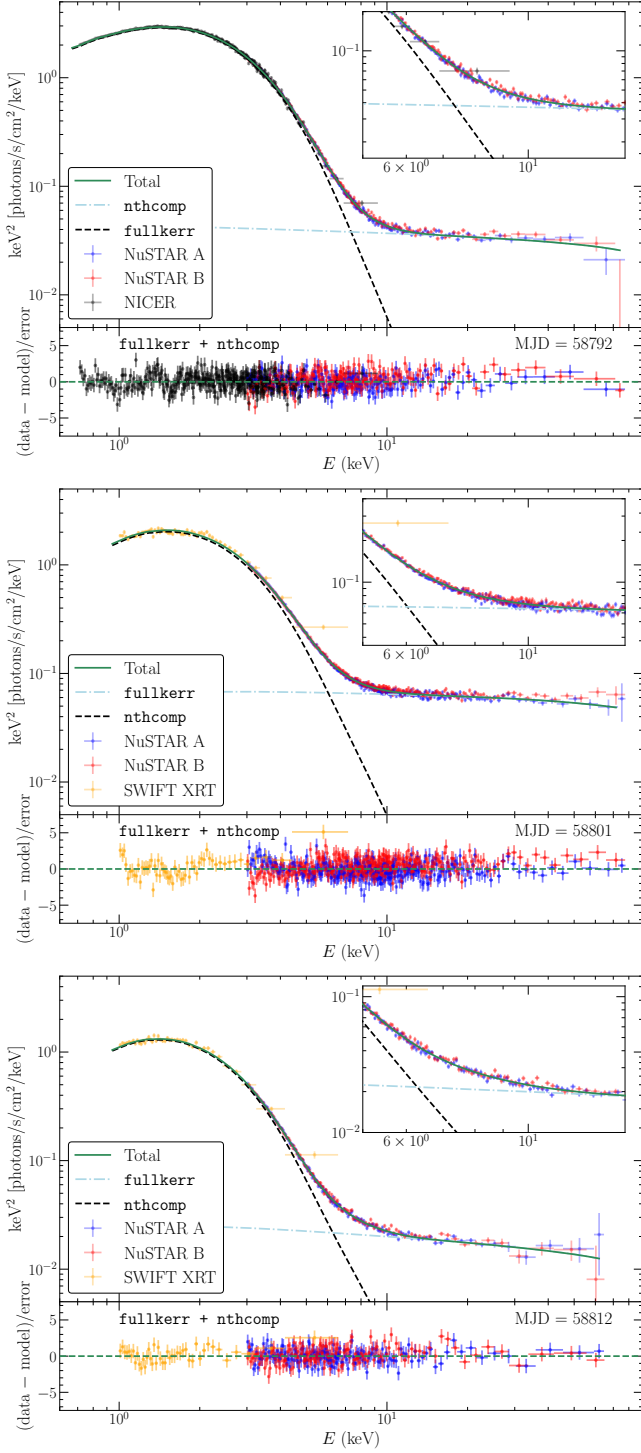


Figure 3. The X-ray spectra of MAXI J0637–430 at the three different epochs used in this work (dates displayed on each plot), with the different model components displayed explicitly. The lower panels show the residuals of the fit, which are significantly reduced with the inclusion of intra-ISCO emission. The inset in each upper panel shows a zoomed-in view of the $E = 5 - 15$ keV spectral region which is problematic for traditional models. These fits were found with the following parameters frozen $D = 8.7$ kpc, $M_{\bullet} = 5.1M_{\odot}$, $a_{\bullet} = 0$. For these fixed parameters a disc-observer inclination angle of $i = 17^{\circ}$ was found to reproduce the data.

| Epoch | 58792 | 58801 | 58812 |
|--------------------------------|------------------------------|------------------------------|------------------------------|
| Parameter | | | |
| \dot{M} | $1.36^{+0.0078}_{-0.0087}$ | $1.03^{+0.02}_{-0.02}$ | $0.697^{+0.023}_{-0.022}$ |
| $\delta_{\mathcal{J}}$ | $0.0294^{+0.0016}_{-0.0014}$ | $0.0354^{+0.0033}_{-0.0027}$ | $0.0344^{+0.0034}_{-0.0026}$ |
| ξ | $2.05^{+0.11}_{-0.11}$ | $2.19^{+0.14}_{-0.14}$ | $2.41^{+0.20}_{-0.19}$ |
| f_d | $1.58^{+0.012}_{-0.013}$ | $1.52^{+0.037}_{-0.040}$ | $1.51^{+0.047}_{-0.055}$ |
| $\chi^2_{\text{r,fk}}$ | $\frac{1861.5}{1716}$ | $\frac{2050.8}{1906}$ | $\frac{1225.8}{1237}$ |
| $\Delta\chi^2_{\text{fk-kbb}}$ | -1338.3 | -632.6 | -707.4 |

Table 2. Best fitting parameters of the `fullkerr` model to each MAXI J0637–430 epoch, the fit statistic of this model and the improvement in the fit statistic compared to a `kerrbb` + `nthcomp` model. These fits were found with the following parameters frozen $D = 8.7$ kpc, $M_{\bullet} = 5.1M_{\odot}$, $a_{\bullet} = 0$, $i = 17^{\circ}$. Parameters are presented in the units of the `fullkerr` model. Parameter confidence intervals are 90% intervals. The luminosity Eddington ratio is roughly 10% of the reported accretion rate parameter.

pected (from simulations), to be at the $\delta_{\mathcal{J}} \sim 0.01 - 0.1$ level (Penna et al. 2010; Noble et al. 2010). Within the ISCO radius (denoted r_I) the disc fluid transitions to a “photon-starved” state with colour-correction factor which grows as $f = f_d(r/r_I)^{-\xi}$ (see Mummery et al. (2024b), Davis & El-Abd 2019 and Zhu et al. 2012 for further discussion of the physics of the radiative transfer in this region).

As discussed previously, there are currently no tight constraints on the four parameters (M_{\bullet} , a_{\bullet} , D , i). To perform a concrete analysis we therefore take the parameters found by Soria et al. (2022), namely $M_{\bullet} = 5.1M_{\odot}$, and $D = 8.7$ kpc. There remains a degeneracy between black hole spin and disc-observer inclination, so for this analysis we fixed the black hole spin to that of a Schwarzschild spacetime $a_{\bullet} = 0$, finding that $i = 17^{\circ}$ was sufficient to reproduce the data. The reason we restrict the spin in this manner is that we are interested primarily in the signatures of the plunging region, not on the precise parameters of the black hole itself. We return to the black hole’s spin parameter in a later subsection. With these four parameters fixed, we fit the remaining disc (\dot{M} , f_d , $\delta_{\mathcal{J}}$, ξ), corona¹ (Γ , `norm`) and absorption N_H parameters. The best fitting disc parameters, and 90% confidence intervals, are summarised in Table 2.

The results of this fitting procedure are shown in Figure 3. In the upper panels we display the X-ray spectra of MAXI J0637–430 at the three different epochs used in this work (dates displayed in the upper right corner of each plot), with the different model components (`fullkerr` and `nthcomp`) displayed explicitly. The lower panels show the residuals of the fit at each epoch, while the zoomed-in region displays the $E = 5 - 15$ keV spectral region which is problematic for traditional models (Fig. 2). A visual inspection of the differing behaviour of the residuals of the `fullkerr` model (Fig. 3) and `kerrbb` model (Fig. 2) highlights the improvement in the quality of the fit to the data by including intra-ISCO emission. The formal improvement in chi-squared fit statistic is $\Delta\chi^2 = -1338.3$ (epoch 58792), $\Delta\chi^2 = -632.6$ (epoch 58801) and $\Delta\chi^2 = -707.4$

¹ Formally `nthcomp` can also model different temperature parameters for the seed photon field (T_{bb}) and scattering electron population (T_e). We found no sensitivity to either of these parameters, provided that $T_e \gtrsim 100$ keV, and so did not let them freely vary.

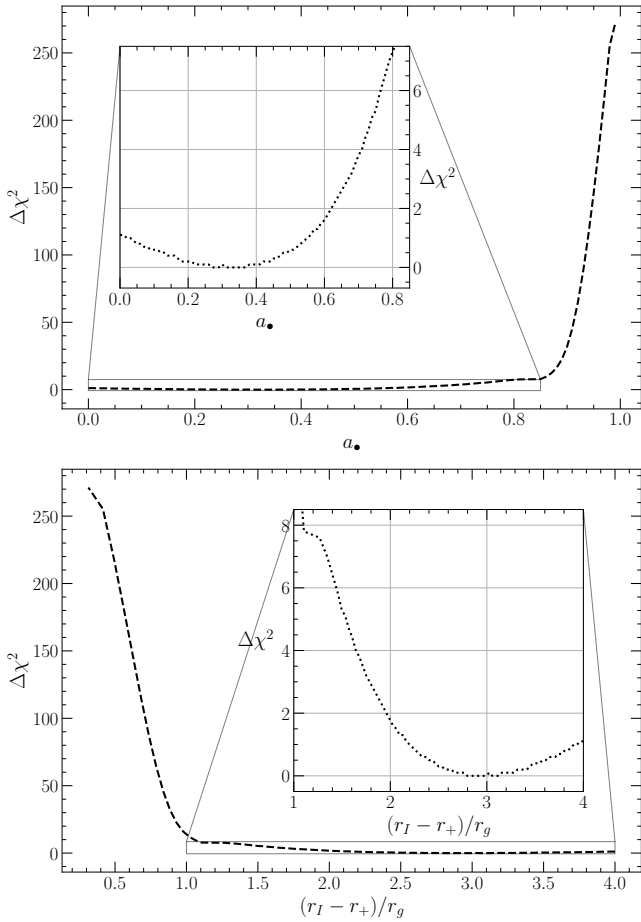


Figure 4. The change in χ^2 fit statistic as a function of black hole spin (upper panel), or equivalently plotted against plunging region size (lower panel). If the MAXI J0637–430 spin is too high $a_{\bullet} \gtrsim 0.9$, there is insufficient disc area to power the observed $E \sim 8$ keV intra-ISCO component, and the fit rapidly becomes poor. The two insets display a region of parameter space which is formally acceptable.

(epoch 58812)². Improvements in chi-squared fit statistic greater than 100 are highly significant, and intra-ISCO emission is required at a high confidence level. The ISCO stress parameter $\delta_{\mathcal{J}}$ is found to be $\delta_{\mathcal{J}} \simeq 0.03$ in this work, this is within the range found in general relativistic magnetohydrodynamic simulations $\delta_{\mathcal{J}} \sim 0.01 - 0.1$ (Penna et al. 2010; Noble et al. 2010), and very similar to the value found for MAXI J1820+070 Mummery et al. (2024b).

3.3 Black hole spin constraints

In this work we have uncovered a robust detection of photons emitted from within the plunging region of the X-ray binary MAXI J0637–430. Obviously, for this to be possible, the plunging region in MAXI J0637–430 must have a non-zero radial extent. An extremal black hole (i.e., one with maximal spin $a_{\bullet} = 1$) has no observable plunging region, as the event horizon $r_+(a_{\bullet})$ and ISCO radius $r_I(a_{\bullet})$ coincide $r_+ = r_I = r_g = GM_{\bullet}/c^2$. This simple fact

² If the power-law index Γ of the `nthcomp` model is allowed to freely vary then the formal improvement in chi-squared fit statistic is $\Delta\chi^2 = -267.2$ (epoch 58792), $\Delta\chi^2 = -300.0$ (epoch 58801) and $\Delta\chi^2 = -228.2$ (epoch 58812). This remains highly significant.

implies that we can place a constraint on the maximum spin of the black hole at the centre of MAXI J0637–430. We repeat the analysis of the previous section, by refitting the `fullkerr + nthcomp` model to the *NuSTAR*, *NICER*, and *Swift* data for a range of different spin parameters, recording the minimum chi squared fit statistic (which occurred for a black hole spin parameter $a_{\bullet} = 0.3$). In Figure 4 we present the difference in chi-squared statistic as a function of black hole spin (upper), or equivalently plunging region size (lower; note that there is a one to one relationship between spin and plunging region size, they are not independent parameters). If the MAXI J0637–430 spin is too high $a_{\bullet} \gtrsim 0.9$, there is insufficient disc area to power the observed $E \sim 8$ keV intra-ISCO component, and the fit rapidly becomes poor. We can constrain the black hole spin in MAXI J0637–430 to be $a_{\bullet} < 0.86$ at the 99.9% confidence level.

4 CONCLUSIONS

In this *Letter* we have demonstrated that the soft X-ray spectra of the source MAXI J0637–430 can be well described with simple two-component (disc plus Comptonisation) models, provided that emission sourced from within the ISCO is included in the disc model. The improvement, in fit statistic terms, from including intra-ISCO emission is highly significant ($\Delta\chi^2 < -600$) for all three epochs with high quality data. If the vanishing ISCO stress boundary condition is enforced then we recover results previously published in the literature (Lazar et al. 2021) that three component models are required to reproduce the data. This behaviour is qualitatively identical to that seen in the X-ray binary MAXI J1820+070, the only other currently known system with intra-ISCO emission (Mummery et al. 2024b).

In Figure 5 we show the contribution of the flux sourced from within the plunging region to the total observed flux, for each of the three epochs with *NuSTAR* data. While relatively insignificant for both soft $E < 3$ keV, and hard $E > 20$ keV X-ray bands, at intermediate energies $E \sim 6 - 10$ keV the flux sourced from within the plunging region (denoted F_I) represents a significant contribution to the total observed flux (denoted F_{tot}). The lower panel of Figure 5 shows this ratio as a function of observing energy, and we find that each epoch has maximum contributions at $E \sim 6$ keV of $f_{\text{plunge}} \equiv F_I/F_{\text{tot}} \sim 0.3$. Clearly, the observational features of the plunging region are somewhat subtle, and correspond to a slight flux excess over and above vanishing ISCO stress disc models detectable at around $\sim 6 - 10$ keV (see inset of Figure 1). High quality observations are required to disentangle this slight flux excess from other complicating components, and we encourage future dedicated observational probes of this spectral region.

In addition, in this paper we have also highlighted the necessity of including high photon energy ($E \gtrsim 20$ keV) data in continuum fitting exercises. As highlighted by Figure 1, it is essential that these high energy observations are included so that the signatures of the plunging region are not modelled out by coronal components with the wrong power-law indices which can, over a restricted interval, successfully mimic the additional photon flux sourced from within the ISCO. *NuSTAR* may therefore be the best instrument currently available for probing this region, although we note that *Insight-HXMT*, historic data taken by *RXTE*, and in the future *HEX-P* (Madsen et al. 2024), all cover this broad region.

With a robust detection of intra-ISCO emission, we are able to place a constraint on the *maximum* angular momentum which the black hole in MAXI J0637–430 can have. The physical reason for this is simple, if the MAXI J0637–430 spin is too high $a_{\bullet} \gtrsim 0.9$, the size of the plunging region shrinks (having zero size for a for-

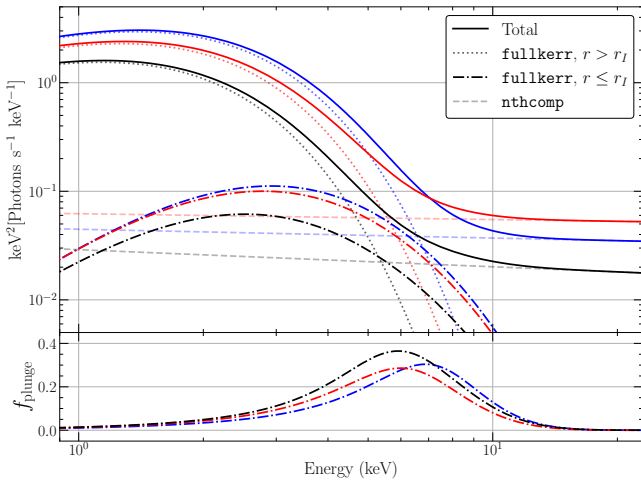


Figure 5. Upper panel: the individual contributions of different model components to the total observed flux. Each epoch is denoted by a different colour, with the earliest epoch MJD = 58792 distinguishable by the brightest peak flux. Later epochs get progressively fainter. The contribution from the plunging region is denoted by dot-dashed curves, and has the form of a hot-and-small blackbody component. In the lower panel we show the fractional contribution to total flux from radii within the ISCO $f_{\text{plunge}} \equiv F_I/F_{\text{tot}}$, as a function of observing energy. While relatively insignificant for both soft $E < 2$ keV, and hard $E > 20$ keV X-ray bands, at intermediate energies $E \sim 6 - 10$ keV the flux sourced from within the plunging region represents a significant contribution to the total observed flux (around 30% – 40%).

mal $a_{\bullet} = 1$ system), and there is insufficient disc area to power the observed $E \sim 8$ keV intra-ISCO component, and the fit rapidly becomes poor. We can constrain the black hole spin in MAXI J0637–430 to be $a_{\bullet} < 0.86$ at the 99.9% confidence level. The ability to place upper bounds on black hole spins using intra-ISCO emission is an important result, as it compliments but is distinct from existing techniques such as reflection spectroscopy (e.g. Reynolds 2013). Future population studies determining the relative fraction of X-ray binary systems with detectable intra-ISCO emission is of real interest, as this can be leveraged as a probe of the number of systems with black hole’s with at most moderate spins.

It appears to the authors that it is likely that signatures of the plunging region are more widespread in the spectra of X-ray binaries than has been previously realised, particularly with the second such source now discovered. We expect that the detection and detailed analysis of this region likely has much to tell us about the physical properties of the black holes at the heart of these systems.

ACKNOWLEDGMENTS

AM would like to acknowledge the support of Adam Ingram, Shane Davis and Steven Balbus in creating the `fullkerr` model. This work was supported by a Leverhulme Trust International Professorship grant [number LIP-202-014]. J.J. acknowledges support from the Leverhulme Trust, Isaac Newton Trust and St Edmund’s College. For the purpose of Open Access, AM has applied a CC BY public copyright licence to any Author Accepted Manuscript version arising from this submission. This research has made use of data from the *NuSTAR* mission, a project led by the California Institute of Technology, managed by the Jet Propulsion Laboratory, and funded by the National Aeronautics and Space Administration. Data analysis was performed using the *NuSTAR* Data Analysis Software

(NuSTARDAS), jointly developed by the ASI Science Data Center (SSDC, Italy) and the California Institute of Technology (USA). We acknowledge the use of public data from the *Swift* and *NICER* data archive.

DATA AVAILABILITY

The XSPEC model `fullkerr` is available at the following GitHub repository: <https://github.com/andymummeryastro/fullkerr>. The three X-ray spectra of MAXI J0637–430 are all publicly available. All of the data used in this work can be downloaded from the HEASARC website <https://heasarc.gsfc.nasa.gov>.

REFERENCES

- Agol E., Krolik J. H., 2000, *ApJ*, **528**, 161
- Arnaud K. A., 1996, in Jacoby G. H., Barnes J., eds, *Astronomical Society of the Pacific Conference Series Vol. 101, Astronomical Data Analysis Software and Systems V*. p. 17
- Baby B. E., Bhuvana G. R., Radhika D., Katoch T., Mandal S., Nandi A., 2021, *MNRAS*, **508**, 2447
- Balbus S. A., Hawley J. F., 1991, *ApJ*, **376**, 214
- Davis S. W., El-Abd S., 2019, *ApJ*, **874**, 23
- Drachis P. A., Miller J. M., Zoghbi A., Reynolds M., Costantini E., Gallo L. C., Tomsick J. A., 2023, *ApJ*, **946**, 19
- Fabian A. C., et al., 2020, *MNRAS*, **493**, 5389
- Gammie C. F., 1999, *ApJ*, **522**, L57
- Jana A., Jaisawal G. K., Naik S., Kumari N., Chhotaray B., Altamirano D., Remillard R. A., Gendreau K. C., 2021, *MNRAS*, **504**, 4793
- Jia N., Feng Y., Song Y.-J., Yang J., Yuh J., Huang P.-J., Gou L.-J., 2023, *Research in Astronomy and Astrophysics*, **23**, 075022
- Krolik J. H., 1999, *ApJ*, **515**, L73
- Lančová D., et al., 2019, *ApJ*, **884**, L37
- Lazar H., et al., 2021, *ApJ*, **921**, 155
- Li L.-X., Zimmerman E. R., Narayan R., McClintock J. E., 2005, *ApJS*, **157**, 335
- Ma R. C., et al., 2022, *MNRAS*, **514**, 5238
- Madsen K. K., et al., 2015, *ApJS*, **220**, 8
- Madsen K. K., et al., 2024, *Frontiers in Astronomy and Space Sciences*, **11**, 1357834
- McClintock J. E., Narayan R., Steiner J. F., 2014, *Space Science Series*, **183**, 295
- Mummery A., Balbus S., 2023, *MNRAS*, **521**, 2439
- Mummery A., Mori F., Balbus S., 2024a, *MNRAS*, **529**, 1900
- Mummery A., Ingram A., Davis S., Fabian A., 2024b, *Monthly Notices of the Royal Astronomical Society*, **531**, 366
- Negoro H., et al., 2019, *The Astronomer’s Telegram*, **13256**, 1
- Noble S. C., Krolik J. H., Hawley J. F., 2010, *ApJ*, **711**, 959
- Novikov I. D., Thorne 1973, in *Black Holes (Les Astres Occlus)*. pp 343–450
- Oda S., et al., 2019, *PASJ*, **71**, 108
- Paczynski B., 2000, arXiv e-prints, [pp astro-ph/0004129](https://arxiv.org/abs/astro-ph/0004129)
- Page D. N., Thorne 1974, *ApJ*, **191**, 499
- Penna R. F., McKinney J. C., Narayan R., Tchekhovskoy A., Shafee R., McClintock J. E., 2010, *MNRAS*, **408**, 752
- Remillard R. A., et al., 2022, *AJ*, **163**, 130
- Reynolds C. S., 2013, *Classical and Quantum Gravity*, **30**, 244004
- Schnittman J. D., Krolik J. H., Noble S. C., 2016, *ApJ*, **819**, 48
- Shafee R., McClintock J. E., Narayan R., Davis S. W., Li L.-X., Remillard R. A., 2006, *ApJ*, **636**, L113
- Shapiro S. L., Teukolsky S. A., 1983, *Black holes, white dwarfs and neutron stars. The physics of compact objects*, [doi:10.1002/9783527617661](https://doi.org/10.1002/9783527617661).
- Soria R., Ma R., Tao L., Zhang S.-N., 2022, *MNRAS*, **515**, 3105
- Steiner J. F., Narayan R., McClintock J. E., Ebisawa K., 2009, *PASP*, **121**, 1279

- Tetarenko B. E., Shaw A. W., Manrow E. R., Charles P. A., Miller J. M.,
Russell T. D., Tetarenko A. J., 2021, [MNRAS](#), **501**, 3406
- Thomas J. K., Charles P. A., Buckley D. A. H., Kotze M. M., Lasota J.-P.,
Potter S. B., Steiner J. F., Paice J. A., 2022, [MNRAS](#), **509**, 1062
- Wielgus M., et al., 2022, [MNRAS](#), **514**, 780
- Wilms J., Allen A., McCray R., 2000, [ApJ](#), **542**, 914
- Zhao X., et al., 2021, [ApJ](#), **908**, 117
- Zhu Y., Davis S. W., Narayan R., Kulkarni A. K., Penna R. F., McClintock
J. E., 2012, [MNRAS](#), **424**, 2504