

LLaSA: A Multimodal LLM for Human Activity Analysis Through Wearable and Smartphone Sensors

Sheikh Asif Imran, Mohammad Nur Hossain Khan, Subrata Biswas, Bashima Islam
Worcester Polytechnic Institute
Worcester, USA

simran@wpi.edu, mkhan@wpi.edu, sbiswas@wpi.edu, bislam@wpi.edu

Abstract

Integrating inertial measurement units (IMUs) with large language models (LLMs) expands the potential of multimodal AI, enabling more nuanced human activity analysis. In this paper, we introduce LLaSA (Large Language and Sensor Assistant), a multimodal large language model built on LIMU-BERT and Llama, designed to interpret and answer queries related to human activities and motion analysis, leveraging sensor data and contextual reasoning. To develop LLaSA, we introduce two key datasets: SensorCaps, a comprehensive collection of 35,960 IMU-derived narratives with handcrafted features, and OpenSQA¹, an instruction-following dataset containing 179,727 question-answer pairs aware of the sensor and human activity context. These datasets provide diverse and rich inputs to train LLaSA for complex sensor-based queries. To optimize LLaSA’s performance, we apply a unique hyperparameter tuning method, which significantly enhances its effectiveness in contextual question-answering tasks. Extensive evaluations, including a human-led assessment of the question-answering, demonstrate that LLaSA achieves superior data interpretation and context-aware responses compared to GPT-3.5-Turbo and Vicuna-1.5-13b-16K. These contributions advance the frontier of sensor-aware LLMs and create new opportunities for impactful multimodal research in healthcare, sports science, and human-computer interactions.

1 Introduction

Imagine a person querying a conversational AI: “How much did I walk last week? How are you differentiating between running and walking?” These interactions could provide instant, meaningful insights, empowering individuals to understand their wearable sensor data without requiring in-depth domain knowledge. Today, 25 billion internet of things (IoT) devices worldwide collect valuable data across various sectors, from healthcare to personal wellness, yet 73% of generated data is underutilized because it’s just too complex for most people to interpret []. Professionals like healthcare

¹Our code repository and datasets can be found on <https://anonymous.4open.science/r/LLaSA/>

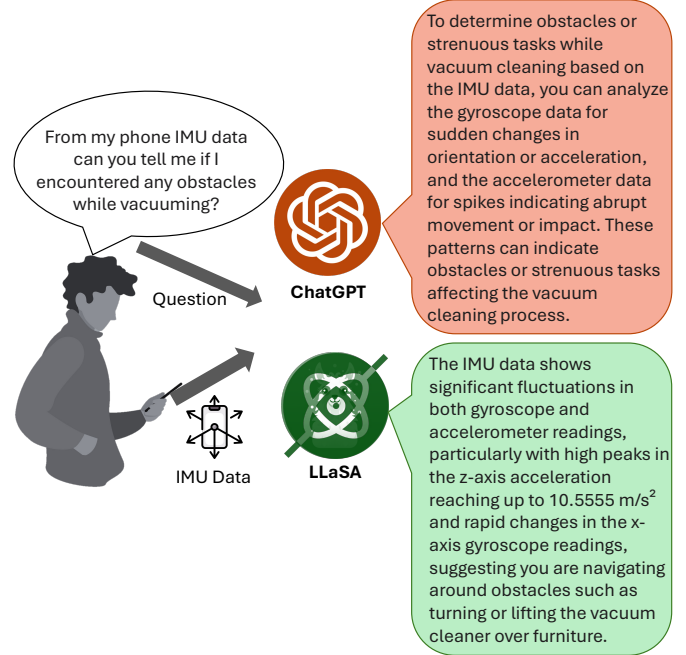


Figure 1: A comparison between GPT-3.5 Turbo and LLaSA when responding to a query about potential obstacles encountered while vacuuming. GPT-3.5 Turbo provides a generalized instruction on analyzing IMU data, while LLaSA directly interprets the data, identifying specific sensor readings like high peaks in z-axis acceleration and rapid gyroscope changes to detect obstacles. This showcases LLaSA’s ability to offer precise, data-driven, and contextually relevant answers.

providers, caregivers, and individuals managing wellness need clear, actionable insights from this data to make informed decisions.

Although current large language models (LLMs) excel at understanding text and video while extending their expertise in the audio domain, they have limited ability to process raw sensor data. For example, inertial measurement units (IMU) sensors, composed of accelerometers, gyroscopes, and magnetometers, provide precise, continuous motion data—critical

in domains such as healthcare, sports science, and human-computer interaction, where detailed analysis of human movement can enhance insights into activity levels, patterns, and potential anomalies. Incorporating sensor data with LLMs enables models to interpret and respond to complex activity-related data, enabling use cases that require a nuanced understanding of physical context, such as remote health monitoring, personalized fitness tracking, and anomaly detection in activity patterns. For example, in healthcare, IMU-equipped LLMs can provide continuous monitoring, detect abnormal patterns, and enable timely interventions and personalized recommendations. Thus, it is possible to develop an accessible and personalized system where users can interact with complex sensor data naturally – in their own words – without requiring an understanding of the underlying data structures. A personal assistant such as this should be able to interpret sensor readings and explain the findings to the user, as shown in 1.

While human activity classification is a popular task with IMU sensor data, our work highlights the potential of multimodal LLMs to extract the sensor data-aware reasoning behind the narrative of the activity to help the users understand their behaviors and environments. Integrating sensor data with user-reported context allows comprehensive assessments, enabling the system to deliver personalized feedback, whether through customized fitness plans or troubleshooting suggestions for device anomalies. Thus, it is pertinent to understand LLM’s capability of processing sensor data either individually or as a multimodal system. Although recent research attempts to prove the efficacy of processing sensor data using LLMs, developing multimodal LLMs involving sensor-aware question-answering has not been studied yet. To bridge this gap, we introduce the integration of IMUs with LLMs, advancing the utility of LLMs for human activity recognition (HAR) and related real-world applications with interpretative reasoning.

To advance this area, we propose a new sensor-aware question-answering mode, LLaSA (Large Language Sensor Assistant). LLaSA combines an open-source large language model, Llama [24] and an open-source embedding of IMU data, LIMU-BERT[28]. LIMU-BERT utilizes self-supervised learning on unlabeled IMU data, demonstrating over 10% improvement in human activity recognition accuracy relative to traditional methods, showing its potential as a computationally efficient encoder that can be leveraged in a multimodal LLM architecture.

Developing LLMs with real-world applicability necessitates comprehensive, high-quality question-answering datasets for effective task-specific training and fine-tuning. Such datasets must contain diverse, well-curated question-answer

pairs to guide models to learn the reasoning behind context-specific responses and reasoning capabilities across multimodal contexts, as discussed in Xie et al.’s review of Large Multimodal Agents [26]. Previous research has extensively explored text-audio and text-video integration, wherein narrations serve as a foundation for enhancing question-answering datasets. Gong et al. [8] integrated the audio modality with Llama [24], leveraging GPT-generated narrations (WavCaps) [17] to expand dataset richness and improve the language model’s interpretative scope. However, no such dataset exists to facilitate question-answering over IMU data. This is one of the key challenges of developing LLaSA.

To address this gap, we introduce SensorCaps, a novel dataset of 35,960 human activity narrations capturing detailed IMU event descriptions. This dataset serves as a foundational resource for generating Sensor-aware Question-Answering (SQA) data. Utilizing the rich context present in SensorCaps, we introduce OpenSQA, an IMU-centered QA dataset containing 179,727 question-answer pairs, designed to train LLMs to engage in complex human activity and motion-based inquiries. SensorCaps and OpenSQA represent significant contributions to multimodal AI, filling a critical need for sensor-inclusive QA datasets.

Furthermore, we carefully optimize LLaSA through hyperparameter tuning across both sensor data encoding and language model processing, applying projector architecture tuning to IMU data encoding, and LoRA parameter-efficient fine-tuning to Llama. This tuning approach enhances model performance by optimizing the integration of sensor-based and linguistic data processing, ensuring accurate and contextually aware responses. For this purpose, we introduce a novel hyperparameter tuning method, taking advantage of a question-answering quality assessment dataset covering categories such as scientific knowledge, narrative discussion, and reliability assessment of sensor data samples. Together with the spread of the categories and a quality-scoring method focused on the correctness, completeness, consistency, and helpfulness, we propose a novel comprehensive tuning method for finding the best sensor-based multimodal LLMs for question-answering tasks. For this purpose, we assess model-generated answers using GPT-4o against a QA benchmark.

To rigorously evaluate our model’s effectiveness, we perform both open-ended and close-ended evaluation. To observe the capability of LLMs in close-ended tasks involving wearable sensors, we choose human activity recognition (HAR) with popular HAR datasets. On the other hand, to experiment with their ability to analyze sensor data and answer questions in a context-aware manner, we design a human evaluation method that takes into account the data interpretation and relevance of LLM-generated answers.

For this open-ended evaluation experiment, we analyze human evaluations for responses from LLaSA (13 billion parameters), GPT-4o-mini, GPT-3.5-Turbo, and Vicuna-13b-1.5-16K (an open-source chatbot that fine-tunes Llama 2) [4] models, assessing accuracy, coherence, and contextual relevance. These evaluations provide a comprehensive assessment of the model’s capabilities in close-ended human activity classification and open-ended question-answering, underscoring its robustness across multiple response types, despite having a significantly smaller context window (2K) compared to GPT-4o-mini (128K), GPT-3.5-Turbo (16K), and Vicuna-13b (16K), showing its potential in small-scale or large-scale applications with an optimal memory requirement.

Besides, even when the raw sensor data string is subsampled and rounded, text-only models require on average 2175 extra tokens to include the sensor data in the text prompts. On the other hand, LLaSA requires only 194 tokens besides the text input tokens when relaying the sensor information to Llama. Since LIMU-BERT is lightweight (e.g., only 62,000 parameters for the hidden size of 72), the low number of tokens indicate that using sensor embeddings can be very computationally efficient and would require lower data transmission bandwidth compared to raw subsampled inputs.

The main technical contributions of this paper are three-fold:

- (1) We develop a sensor-aware multimodal model that combines Llama and LIMU-BERT, integrating fine-tuned sensor encoding with language modeling to advance performance in IMU-based question-answering tasks within a 2048-token context limit.
- (2) We introduce and publish SensorCaps, a novel dataset narrating IMU data for 35,960 human activities, along with OpenSQA, an IMU-specific instruction-following dataset containing 179,727 question-answer pairs.
- (3) We establish a rigorous and comprehensive hyperparameter tuning method involving GPT-assisted quality scoring, applied across a QA dataset covering categories such as science, narration, and data reliability, and demonstrate the model’s effectiveness in both closed and open-ended QA scenarios through zero-shot human activity classification and human assessment of question-answering.

These contributions enhance multimodal AI, bridging significant gaps and opening new avenues in human activity recognition, healthcare monitoring, and intelligent systems.

Our experiments with 5 human activity recognition datasets shows that LLaSA outperforms several prominent LLMs, including GPT-3.5-Turbo, GPT-4o-mini, and fine-tuned GPT-3.5-Turbo, in interpreting inertial measurement unit (IMU) data for activity recognition tasks. It achieves this with a significantly higher F1-score across both seen and unseen

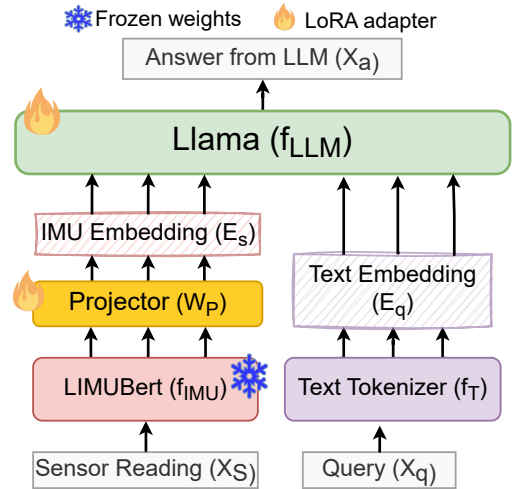


Figure 2: Architecture of the Large Language and Sensor Assistant (LLaSA) model

datasets, confirming its capacity for accurate activity classification from sensor data. Notably, LLaSA’s embedding-based approach yields substantially better alignment with activity labels compared to models using direct sensor strings.

For open-ended sensor-based QA, LLaSA also excels in generating contextually grounded, sensor-informed answers, particularly benefiting from lower LoRA ranks and scaled model sizes for improved multimodal integration. The model receives high satisfaction ratings from human evaluators, comparable to those of GPT-4o-mini and better than GPT-3.5-Turbo and Vicuna-13b, while utilizing a much smaller context window, underscoring LLaSA’s efficiency and consistency. This highlights the potential of embedding-based sensor data processing for reliable, context-specific activity analysis and contextual QA.

2 Large Language and Sensor Assistant

This section describes the design methodology of the Large Language and Sensor Assistant (LLaSA).

2.1 LLaSA Architecture

Foundational Model for Motion Data. To design the model for encoding motion data from IMU sensor readings so that we can derive the IMU embeddings that would be sent to an LLM, we adopt LIMU-BERT as the foundational architecture. This choice is motivated by LIMU-BERT’s ability to leverage unlabeled IMU data through self-supervised learning, which is analogous to the way BERT operates in Natural Language Processing. Besides, with a hidden size of 72, LIMU-BERT only has 62,000 parameters, making it lightweight and computationally efficient.

To effectively encode motion data, we begin by fusing and normalizing accelerometer and gyroscope readings from the

IMU sensors, ensuring that both the magnitude and the direction of motion are captured. We then apply a trainable positional encoding to preserve and utilize the temporal order of sensor readings, a key element in accurately interpreting motion sequences.

The architecture of LIMU-BERT is built on a multi-block encoder structure, integrating multiheaded attention mechanisms, projection layers, and feed-forward networks. These blocks are interconnected by add & normalization layers, which help stabilize the learning process and improve the convergence of the model. The decoder, which facilitates the generation of predictions from the encoded data, consists of a projection layer, followed by an activation & normalization layer, and concludes with a prediction head.

Both the encoder and decoder use the Gaussian Error Linear Unit (GELU) activation function, chosen for its superior performance in deep learning tasks as demonstrated in previous studies [9]. GELU's smooth, non-linear characteristics provide an advantage over traditional activation functions, enhancing the model's ability to capture complex patterns in the motion data. This design decision ensures that our model is both effective and efficient in learning from and predicting motion-related queries.

Integrating LIMU-BERT with an LLM for Sensor Enhanced Query Responses. To create a seamless integration of sensor data and natural language inputs, we build on LLaVA's architecture by merging the outputs from our LIMU-BERT encoder with an LLM model that interprets text-based queries and generates text-based responses. For this integration, we use Vicuna 1.5 LLM weights with 7 and 13 billion parameters [4], which is based on the Llama foundational model.

Figure 2 provides an overview of the architecture of the LLaSA model. We process the sensor readings X_s (inertial measurements) by passing them through three key steps:

1. **Encoding Sensor Data:** The sensor input X_s first passes through LIMU-BERT, denoted as f_{IMU} , which creates a sensor-informed feature representation. This representation is then passed through a simple and light-weight 2-layer Multilayer Perceptron (MLP) projector [19] with hidden size of 72, denoted as W_P , which transforms the data into the final sensor encoding, E_s .

2. **Processing Textual Query:** The natural language query X_q is tokenized using the Llama tokenizer, represented by f_T . This tokenization yields the query encoding E_q .

3. **Generating the Answer:** The sensor encoding E_s and the query encoding E_q are concatenated and input to the LLM (Vicuna 1.5), represented as f_{LLM} . The LLM processes these combined inputs to generate the response X_a , which provides a comprehensive answer based on both sensor data and the query context.

This integration process can be represented as:

$$X_a = f_{LLM} ((f_{IMU}(X_s) \cdot W_P) \parallel f_T(X_q)) \quad (1)$$

where \parallel denotes the concatenation of the sensor and query encodings.

2.2 LLaSA Implementation

LIMU-BERT training. We train LIMU-BERT with unlabeled data from four activity recognition datasets (HHAR [23], UCI-HAR [20], MotionSense [16], and Shoaib [22]). These datasets provide three-axis accelerometer and gyroscope data for eight activities: "walking," "sitting," "standing," "jogging," "biking," "ascending stairs," "lying," and "descending stairs." All data are downsampled to 20 Hz. We also experiment with the inclusion of a fifth dataset in the encoder training, PAMAP2 [21], taking 18 out of 24 cases present to complement that of the other four datasets. We observe that the inclusion of the fifth dataset has minimal impact on open-ended question-answering.

For the loss function, we use mean square error (MSE), considering the reconstruction as a regression task. The model is trained for 1000 epochs with an option to save the best model and the parameters of the model are updated with Adam optimizer. This process takes an Nvidia RTX 3090Ti 24GB GPU 8 hours.

Multimodal Projector Training. To ensure accurate transformation of sensor features, we pre-train the MLP projector (W_P) with a GELU activation layer [9]. This pre-training leverages the OpenSQA dataset and is conducted in 16-bit precision on two A100 GPUs, with a batch size of 32 per device. Based on our experiments, a single epoch proves sufficient, with an optimal learning rate of 0.0001.

LLaSA Training and Hyperparameter Tuning. For parameter efficient fine-tuning, we utilize the LoRA technique [10] to adapt Vicuna-7b-1.5 or Vicuna-13b-1.5, as well as the pretrained projector, in alignment with the LLaVA approach for instruction-following multimodal agents. Fine-tuning is conducted over one epoch with a batch size of 16 samples. Hyperparameters explored in this fine-tuning process include:

- **LoRA Rank:** We experiment with LoRA ranks of 4, 8, 16, and 128. For each rank, we set the scaling factor α to match the rank value, balancing the influence of low-rank matrix dimensions and scaling factor to effectively integrate LoRA activations while maintaining base model stability, as discussed by Lee et al. [13].
- **Learning Rate for LoRA Fine-Tuning:** We explore learning rates of 1e-4, 3e-5, and 1e-6 when applying LoRA to the Vicuna weights.
- **Projector Learning Rate:** To jointly fine-tune the multimodal projector with LLaSA, we experiment with learning rates of 2e-5, 1e-4, and 1e-3.

This comprehensive tuning setup enables LLaSA to accurately interpret and respond to activity and motion queries grounded in sensor data analysis.

3 Sensor-Context Aware Instruction Following Dataset Generation

This section outlines the creation of captioning and question-answering datasets.

3.1 SensorCaps: Captioning Dataset

Feature Engineering for Sensor Narration. To build a foundation for our question-answering dataset, we first developed a sensor captioning, or human activity narration, dataset using IMU data. This step ensures that our instruction-following dataset pipeline has access to contextual knowledge about each data sample, laying the groundwork for effective multimodal question-answering.

We utilize the same datasets outlined in Section 3.1 but subsample the IMU data to 10 Hz and round values to six decimal places. These preprocessing steps not only reduce the costs of natural language dataset generation but also discourage the chatbot from focusing on minor numerical details, instead guiding it toward the broader context of each event. Each data sample is provided to GPT-4o-mini alongside ground truth activity labels and detailed instructions to narrate the IMU event or activity. The narration generation pipeline prompts the model to first extract and summarize characteristic features from the sensor data before generating temporally aware captions.

In addition to raw sensor values, we include a set of handcrafted features—12-sample moving averages, FFT, and summary statistics (min, max, median, and variance) for each axis—to aid in capturing high-level insights within complex sensor patterns. These features provide a compressed representation of temporal and frequency characteristics, which are often challenging to interpret directly from raw data. For instance, the moving average highlights sustained motion trends over time, while the FFT captures frequency-domain information indicative of repetitive activities such as walking or running. The summary statistics serve as snapshots of intensity, variability, and distribution, giving a comprehensive overview of each motion segment.

Model Selection and Prompt Design. The addition of the structured features allows GPT-4o-mini to generate narrations that are contextually rich and reflective of both the quantitative and qualitative aspects of human activity, moving beyond mere event detection to offer nuanced descriptions of motion characteristics. We choose GPT-4o-mini over GPT-3.5-Turbo for the training data generation due to our observation regarding the generated data quality aligning with OpenAI’s reported performance metrics for GPT-4o-mini

Table 1: SensorCaps Generation Prompt Design

Instruction for Generating SensorCaps
Please consider yourself to be an expert on gyroscope and accelerometer sensor information given as meta-data of IMU datasets. You are given the IMU sensor readings of a human activity. The user also provides a brief summary of the event followed by 'Summary:'. They also give you gyroscopic and accelerometer sensor data followed by 'Gyroscope:' and 'Accelerometer:' respectively. They are written in a Python list of lists format and contain x, y, and z axis data respectively. Please pay attention to the values and the signs. Additional information computed for each axis is provided afterwards, with the windows for moving averages being 12. You should provide a comprehensive detail of at least a couple of characteristic IMU features for that event within 20-25 words, followed by 'Features:'. The IMU features should be concise and descriptive. Separate multiple features with commas. Derive the list of features based on the given sensor data. Then, narrate the temporal event with details that are context-aware based on the sensor data, followed by 'Narration:', in a step-by-step fashion, analyzing it within 500 words or less. Please analyze even the small movements thoroughly in a logical and contextual manner, utilizing deductive thought process while being aware of the knowledge regarding the meaning of the sensor data. Use descriptive terms that aren't vague.
Prompt Input Structure
<ol style="list-style-type: none"> 1. Activity class label 2. Gyroscope sensor data 3. Accelerometer sensor data 4. Handcrafted features: moving averages, FFT, min, max, median, variance for each axis
Output Structure
<ol style="list-style-type: none"> 1. Characteristics IMU features in natural language 2. Narration of the activity’s sensor readings

and its cost-efficient high-quality inference. With a much higher context window (128K as opposed to 3.5-T’s 16K), it allows us to incorporate meaningful hand-crafted features alongside the data. Furthermore, we use a balanced level of politeness in our prompts as suggested by Yin et al. [29] while describing the structure of the inputs and the desired outputs. In total, this process generates 35,960 SensorCaps narrations, which serve as a robust dataset for training our multimodal model to comprehend and contextualize IMU-based human activities.

3.2 OpenSQA: Question-Answering Dataset

Table 2: OpenSQA Generation Prompt Design for LLMs

Instruction for Generating SensorCaps
Please consider yourself to be an expert on gyroscope and accelerometer sensor information of IMU datasets. You are given the IMU sensor readings of a human activity. The user also provides a brief summary of the event followed by 'Summary:'. They also give you gyroscope and accelerometer sensor data followed by 'Gyroscope:' and 'Accelerometer:' respectively. Characteristic IMU features of the event are written after 'Features:'. Finally, there's a temporal narration of the events after 'Narration:'. Please generate 5 detailed question-answer pairs that require step-by-step logical deductive thinking and knowledgeable analysis of the sensor data. Please make the questions complex but logical so that they require information that can be derived based on the vast knowledge about sensor data and IMU activities. The questions and answers need to acknowledge the context given by the user. Please write them in the following list format: 1. Q: Question n A: Answer
Prompt Input Structure
<ol style="list-style-type: none"> 1. Activity class label 2. Gyroscope sensor data 3. Accelerometer sensor data 4. Characteristic IMU features (SensorCaps) 5. Temporal narration of the activity (SensorCaps)
Output Structure
5 pairs of questions and answers

Building upon the SensorCaps dataset, we constructed OpenSQA, a question-answering dataset that includes four essential types of information for each sensor data instance: (1) IMU signal values from the gyroscope and accelerometer, (2) the activity label or summary (e.g., "descending stairs"), (3) a summary of characteristic features extracted from the IMU signals, and (4) a narrative description of the IMU event, and (5) handcrafted features, such as 12-sample moving averages, FFT, minimum, maximum, median, and variance for each axis. This dataset provides a comprehensive context for generating meaningful question-answer pairs, essential for training an effective instruction-following model.

We used GPT-4o-mini to process this information with detailed prompts, generating five question-answer pairs per instance. These prompts were designed to encourage step-by-step analysis of the sensor data, including the signal values, characteristic features, and contextual summaries. The goal was to produce a range of questions that required both factual

knowledge and deeper inferential reasoning, which would help train the model to handle more complex, real-world scenarios related to human activity analysis from sensor data.

During the generation process, 73 question-answer pairs were not generated by GPT-4o-mini. The resulting dataset of 179,727 question-answer pairs provides a robust foundation for training models in contextual question-answering, enabling them to analyze and respond to queries that require understanding both the sensor data and its broader contextual meaning.

4 Fine-Tuning and Scaling Methodology

We explore a structured fine-tuning and scaling strategy to optimize LLaSA. By experimenting with key hyperparameters and scaling model size, we aim to enhance its capacity for scientific reasoning, narrative depth, and reliability in interpreting multimodal data. These strategies advance the integration of language models with sensor-based understanding, enabling more precise and insightful analysis of human activity and environmental contexts.

4.1 Sensor-aware QA Tuning Dataset

To rigorously assess the capacity for answering open-ended IMU-related questions, we publish a dataset with 19,440 question-answer pairs spanning diverse human activities to assess the quality of predicted answers against standard answers generated by GPT-4o with full knowledge of the activity, sensor locations, etc. This comprises of three question categories to test different facets of the model's reasoning and sensor interpretation capabilities: 1) scientific depth of knowledge about sensor and activity relationships, 2) detailed narrations of potential activities from sensor data, and 3) reliability concerns regarding sensor data, such as interpreting noise effects. We propose the usage of a subset of each category to search over hyperparameter spaces for question-answering tasks.

The standard dataset builds on samples from the PAMAP2 dataset [21]. For each of the 18 activity classes, we selected two samples per category from three sensor locations (ankle, chest, and hand) across nine subjects, ensuring a comprehensive coverage of sensor and activity variations. Each sample underwent processing similar to SensorCaps, including subsampling and rounding, to maintain consistency across datasets. Using GPT-4o [2], we generated five question-answer pairs for each category per sample, using tailored instructions to focus the model's responses in line with each question type.

4.2 Sensor-aware QA Quality Metric

We propose a GPT-assisted qualitative evaluation where we provide GPT-4o the predicted answer, the standard answer

Table 3: Hyperparameter Tuning and Model Scaling Results for LLaSA

Model size	Fine-tuning QAs	LR	Projector LR	Rank	Science QA Quality	Narration QA Quality	Reliability QA Quality	Overall Score
7b	131,407	1e-4	1e-4	8	41.0	52.5	45.0	46.1
	179,727	1e-4	1e-4	8	34.5	43.0	46.0	41.2
	131,407	1e-4	1e-4	16	32.5	54.0	44.5	43.7
	179,727	1e-4	1e-4	16	27.5	40.5	58.5	42.2
	131,407	1e-4	1e-4	128	35.5	49.0	44.0	42.8
	179,727	1e-4	1e-4	128	32.0	38.0	53.5	41.2
	131,407	1e-4	2e-5	8	32.0	57.0	42.0	43.7
	131,407	1e-4	2e-5	16	36.0	55.0	42.0	44.3
	131,407	1e-4	2e-5	128	35.0	34.0	48.0	39.0
	131,407	3e-5	1e-4	8	56.0	56.5	51.5	54.7
	131,407	3e-5	1e-4	16	49.5	53.5	52.0	51.7
	131,407	3e-5	1e-4	128	44.0	49.0	44.5	45.8
	131,407	3e-5	2e-5	8	50.0	54.0	52.5	52.2
	131,407	3e-5	2e-5	16	29.0	42.0	49.5	40.2
	131,407	3e-5	2e-5	128	42.0	50.0	49.5	47.2
	179,727	1e-6	1e-3	4	36.5	45.5	34.5	38.8
	179,727	1e-6	1e-3	8	32.5	39.5	32.5	34.8
	179,727	1e-6	1e-4	4	35.0	45.0	47.0	42.3
	179,727	1e-6	1e-4	8	30.0	43.0	32.5	35.2
	179,727	3e-5	1e-3	4	28.0	40.5	50.0	39.5
179,727	3e-5	1e-3	8	31.0	38.5	48.5	38.2	
179,727	3e-5	1e-4	4	34.0	44.0	49.0	42.3	
13b	179,727	3e-5	1e-4	8	57.0	64.0	64.0	61.7

from the benchmark dataset, activity label, and sensor location, and ask it to score the predicted answer out of 100, and provide an assessment, as shown in 4. By taking the average of the quality scores derived from these 3 categories, we aim to find the optimal hyperparameters suitable for building a sensor data expert model that is capable of analyzing the data from the context of scientific knowledge, narrative context, or data reliability. Besides addressing the limitations of traditional token-matching metrics such as BLEU or ROGUE by utilizing LLM as an evaluator as discussed in [6], our method provides a comprehensive coverage of meaningful categories in the context of wearable sensors.

4.3 Hyperparameter Tuning Experiments

To optimize LLaSA’s performance for answering open-ended IMU-related questions, we conduct thorough hyperparameter tuning with LoRA. We evaluate each model on 30 pairs of QAs evenly split among the 3 categories. Table 3 presents a

summary of these experiments, covering variations in learning rates, projector learning rates, and LoRA rank.

Our results reveal that lower LoRA ranks tend to yield higher average quality scores, suggesting that a more compact representation in the LoRA layers can improve the alignment between sensor and language modalities, potentially by reducing overfitting or noise amplification in the model’s sensor-data interpretation.

Searching through LoRA ranks of 4, 8, 16, and 128, we observe that rank 8 provided better performance for scientific knowledge depth, narrations of activities, and average scores across all categories. This aligns with the recent trend of using lower LoRA ranks when tuning a model with an instruction-following dataset (e.g., [5], [30]).

4.4 Model Scaling

In addition to LoRA rank, we explore model scaling by testing Vicuna-7b-1.5 and Vicuna-13b-1.5-16K. The larger model

(LLaSA-13b) consistently outperformed the 7b variant, showing improvements in all three question categories. This highlights that while lower LoRA ranks can improve the quality of multimodal integration, scaling up the model size remains beneficial, providing enhanced capacity for detailed question-answering and nuanced sensor data interpretation, as seen in the best-performing configuration in Table 3. We also noticed that the inclusion of the QAs generated from the fifth dataset, PAMAP2, which brings the number of QAs to 179,727, has minimal impact on the quality scores.

5 Experiments and Results

Table 4: Prompt Design for Sensor-aware QA Evaluation

Instruction for Assessing Sensor-aware Multimodal LLMs
<p>You are an expert at assessing the quality of predicted answers based on questions related to IMU data and given information. Please use the 'Standard Answer,' 'Activity Label,' and 'Sensor Location' to assess the 'Predicted Answer' based on the correctness, completeness, consistency, and helpfulness of the predicted answer. Provide a single overall score on a scale of 0 to 100 using the following format:</p> <p>Quality score:</p> <p>Then, give a brief summary of the assessment in 1-2 sentences, followed by 'Assessment:'. Be specific in evaluating the accuracy, detail, and relevance of the predicted answer in relation to the expected standard.</p>
Prompt Input Structure
<ol style="list-style-type: none"> Standard Answer Activity Label Sensor Location Predicted Answer
Output Structure
<ol style="list-style-type: none"> Quality score (0-100) Assessment Summary: brief evaluation of answer's quality based on correctness, completeness, consistency, and helpfulness

5.1 Close-ended Task

Human Activity Recognition (HAR) Datasets. Due to the popularity of HAR from IMU data [3], we use it as a close-ended zero-shot evaluation task to determine if LLaSA correctly understands IMU data. We compare LLaSA trained with Vicuna-7b-1.5 alongside the LIMUBERT model derived

with four datasets (HHAR, UCI-HAR, MotionSense, and Shoaib). We evaluate it on these four seen datasets and one unseen dataset (SHL [7]) not used to generate OpenSQA. The classes covered by the four seen datasets are mentioned in 2.2. SHL, on the other hand, includes data of 5 classes: standing, sitting, walking, running, and biking. For testing, we use stratified subsets with 100 samples per class from each dataset for balanced representation.

Prompting LLMs for HAR. For each dataset, we prompt the LLMs with possible activity labels. If the LLM fails to answer with a relevant label, it is classified as "Unclear." Relevant labels match the activity classes from the dataset. We present the zero-shot prompting method in 8. We compare the predictions of LLaSA with Vicuna-7b model (16k context window), GPT-3.5 Turbo (16k context window), GPT-4o-mini (128k context window), and a fine-tuned version of GPT-3.5 Turbo, GPT-3.5-T-F (fine-tuned with 5% of the LIMU-BERT training data and corresponding human activity labels).

Close-end Task Evaluation Metric. We use weighted precision, recall, and F1-score as metrics to evaluate the model's performance comprehensively. To make it deterministic, we ensure the usage of 0 temperature during LLaSA's inference.

Result. Table 7 shows that in close-ended zero-shot evaluation, GPT-3.5-Turbo and GPT-4o-mini cannot associate the signals with the correct classes when the information regarding the ground truth is withheld. On the contrary, LLaSA takes embedding instead of the IMU signal strings like GPT or Vicuna and has 12, 10.4, 9, and 10.3 times higher F1-Score on HHAR, MotionSense, Shoaib, and UCI data, respectively. Although fine-tuned GPT-3.5 performs better than non-finetuned GPT-3.5-Turbo, LLaSA outperforms it with an average of 2.8 times higher F1-score.

For the unseen dataset during training (SHL), we observe that LLaSA achieves a 65% F1-score whereas Vicuna-13b-16K, GPT-3.5-Turbo, GPT-4o-mini, and fine-tuned GPT-3.5-Turbo have an F1-score of 8%, 15%, 25%, and 23%, respectively.

5.2 Open-ended Task

Experimental Setup. For an expert assessment of the capability of LLMs to understand and analyze sensor data, we prepare a survey containing 10 QAs of varying categories (science, narration, reliability), activities, and GPT-determined quality scores (ranging from the lowest to the highest observed during hyperparameter tuning, so that we can get a fair human-led assessment of our worst performing to best-performing answers according to GPT). We anonymize LLaSA-13b, GPT-3.5-Turbo, GPT-4o-mini, and Vicuna-13b-1.5-16K and ask participants to rank the answers, besides providing a refresher about the sensors. Unlike LLaSA, GPT and Vicuna models look at the raw sensor data to generate answers. We also include plots of the sensor data so that

Table 5: OpenSQA Dataset Sources and Samples

Dataset	Class	Activity	User	# Sample
HHAR	biking, sitting, standing, walking, ascending stairs, and descending stairs	6	9	45826
Motion	ascending stairs, descending stairs walking, jogging, sitting, and standing	6	24	52484
Shoaib	walking, sitting, standing, jogging, biking, ascending stairs, and descending stairs	9	10	10411
UCI	standing, sitting, lying, walking, ascending stairs, and descending stairs	6	30	22656
PAMAP2 (train)	lying, sitting, standing, walking, running, cycling, Nordic walking, watching TV, computer work, car driving, ascending stairs, descending stairs, vacuum cleaning, ironing, folding laundry, house cleaning, playing soccer, rope jumping	18	9	48320

Table 6: Hyper-parameter Tuning and Benchmarking Datasets

Dataset	Class	Activity	User	# Sample
PAMAP2 (tuning)	Same 18 classes as in Table 5	24	9	19440
SHL	standing, sitting, walking, running, biking	5	X	8465
Real-world	sitting, standing, picking object, jumping, swirling, stretching, using stair, using elevator, walking	9	10	534

Table 7: Performance comparison of LLaSA with GPT-3.5-Turbo and GPT-4o-mini on human activity recognition tasks.

Dataset	LMA	F-1	Precision	Recall
HHAR	Vicuna-7b-16K	0.05	0.12	0.03
	GPT-3.5-T	0.07	0.16	0.10
	GPT-4o-mini	0.16	0.24	0.18
	GPT-3.5-T-F	0.52	0.54	0.70
	LLaSA	0.84	0.88	0.86
MotionSense	Vicuna-7b-16K	0.09	0.15	0.12
	GPT-3.5-T	0.08	0.07	0.13
	GPT-4o-mini	0.12	0.25	0.15
	GPT-3.5-T-F	0.21	0.27	0.21
	LLaSA	0.83	0.85	0.83
Shoaib	Vicuna-7b-16K	0.08	0.11	0.11
	GPT-3.5-T	0.09	0.10	0.12
	GPT-4o-mini	0.10	0.19	0.13
	GPT-3.5-T-F	0.27	0.45	0.31
	LLaSA	0.81	0.84	0.81
UCI	Vicuna-7b-16K	0.04	0.25	0.03
	GPT-3.5-T	0.07	0.35	0.12
	GPT-4o-mini	0.15	0.17	0.13
	GPT-3.5-T-F	0.24	0.28	0.31
	LLaSA	0.72	0.82	0.75
SHL (Unseen)	Vicuna-7b-16K	0.08	0.38	0.07
	GPT-3.5-T	0.15	0.22	0.15
	GPT-4o-mini	0.25	0.36	0.23
	GPT-3.5-T-F	0.23	0.25	0.32
	LLaSA	0.65	0.76	0.71

Table 8: Prompt design for IMU sensor data classification with LLMs (example classes represent the unseen SHL dataset)

Instruction
The given IMU sensor data can be associated with one of the following classes: 'standing', 'sitting', 'walking', 'run', 'bike', 'Unclear'. Write only the name of the identified class in the format 'The identified class is: <class_name>'.
Input
Subsampled raw sensor data (2175 tokens) or, IMU embeddings (194 tokens)
Output
The identified class is: <class_name>

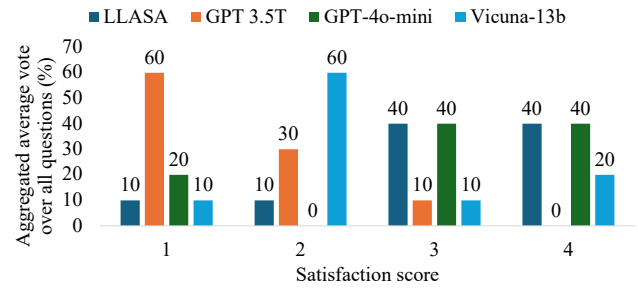
the human evaluators can interpret the context behind the questions and answers.

Participants. We advertise our survey through social media platforms and the university campus boards. A total of 21 people from diverse background participate in the survey. Among the participants, some people have moderate familiarity with the sensors, while the rest have no in-depth academic knowledge of the sensors and therefore relied on our brief refresher on the purpose of the sensor data.

Satisfaction Score. The satisfaction score reflects how well participants accepted a given answer. A score of 4 indicates that the answer was the first choice for the majority of users. In contrast, a score of 1 means that the response was the least favored among the four options presented to the participants.

Table 9: Sample question-answering with LLaSA

User: How can we determine if the user is encountering obstacles or performing strenuous tasks while vacuum cleaning based on the given IMU data?
LLaSA-13b: The IMU data shows significant fluctuations in both gyroscope and accelerometer readings, particularly with high peaks in the z-axis acceleration reaching up to 10.5555 m/s ² and rapid changes in the x-axis gyroscope readings, suggesting the user is navigating around obstacles or performing strenuous tasks such as turning or lifting the vacuum cleaner over furniture. The consistent high variance in readings indicates active engagement with the environment, suggesting the user is likely encountering obstacles that require quick adjustments in movement and directional changes, which are typical in vacuum cleaning scenarios.
Vicuna-13b: To determine if the user is encountering obstacles or performing strenuous tasks while vacuum cleaning based on the IMU data, we can look at the magnitude of the accelerometer values. If the magnitude is consistently high and fluctuating rapidly, it may indicate that the user is encountering obstacles or performing strenuous tasks, such as pushing or pulling the vacuum cleaner. If the magnitude is consistently low and fluctuating slowly, it may indicate that the user is moving the vacuum cleaner more slowly or smoothly, such as when cleaning a large area with minimal obstacles. However, it is important to note that the IMU data alone may not provide a complete picture of the user's activity, and other sensors or contextual information may be needed to make a more accurate assessment.
User: How do the given accelerometer readings correlate with potential changes in the terrain or incline while walking?
LLaSA-13b: The accelerometer readings show significant fluctuations, particularly in the z-axis, which could indicate changes in elevation or incline during the walking path. For instance, the spikes in the z-axis readings suggest moments where the individual may be stepping up or down, which could be due to uneven terrain or inclines. The consistent negative values in the x-axis indicate lateral movement, suggesting side-to-side adjustments for balance, while the y-axis readings reflect forward motion. This interplay of data indicates that the individual is adapting to the walking surface, suggesting a dynamic interaction with the environment, possibly navigating slopes or uneven ground.
Vicuna-13b: Accelerometer readings can indicate changes in terrain or incline by measuring the changes in acceleration along the three axes. A significant upward spike in the Z-axis (vertical) acceleration suggests an ascent, while a drop can indicate a decline. The X and Y-axis values reflect lateral movement and tilt. The gyroscope complements this data by measuring angular velocity, aiding in identifying turning motions and maintaining balance. Together, these sensors provide a comprehensive understanding of how changes in the terrain affect movement dynamics and body orientation while walking.

**Figure 3: Satisfaction score shows that answers from LLaSA outperform Vicuna-13b and GPT-3.5-Turbo****Table 10: Context Window Sizes for LLMs Evaluated**

Model	Context Window
LLaSA	2048
GPT-3.5-Turbo	16,385
Vicuna-7/13b-1.5-16K	16,384
GPT-4o-mini	128,000

Results. Based on the human evaluation, LLaSA outperforms GPT-3.5-Turbo and Vicuna-13b and receives comparable scores to GPT-4o-mini despite having a significantly smaller context window. With our context window being 2048, it is 64 times smaller than GPT-4o-mini's context window and 8 times smaller than GPT-3.5 and Vicuna-13b's context windows. 10 shows the context windows for these models. From figure 3, LLaSA has the same satisfaction score of 40% as GPT-4o-mini on the highest scale (3 and 4). However, GPT-4o-mini has a higher score on the lowest scale than LLaSA, which implies that its answers are less consistent than our proposed model.

To summarize the findings from the participant responses, LLaSA is capable of analyzing the specific data to come up with the answer instead of only providing generic steps to analyzing the data like the GPT or Vicuna models do, as shown in 9. We also notice that the survey participants need time to interpret the sensor data on their own, but they can understand the reasoning behind the answers provided by the LLMs, showing that LLM-assisted analysis of sensor data for contextual question-answering tasks can be beneficial in human-computer interaction research and applications.

6 Real-World Evaluation

6.1 Data Collection

We collect a new dataset designed to evaluate the real-world applicability of multimodal LLMs in the context of human activity analysis. This dataset is unique in that it allows the participants to record their own data with their personal smartphones at their familiar settings on campus or at home,

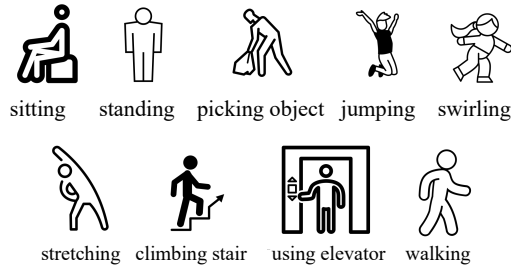


Figure 4: Activities for real-world data collection

capturing a variety of movement types under everyday conditions while allowing noises and human errors to pose a challenge to LLMs in the "Reliability" criteria of QAs.

Participants. We recruit 10 participants through advertising using social media platforms and university campus boards. Only university students over 18 years old were eligible to participate in this study.

Collection Device. The participants use their own phones which includes *six different smartphone models* – iPhone (12 Pro, 14, 15, SE), Samsung, and Google Pixel 6a. This diversity of collection device ensures a wide range of real-world device and user variability. By incorporating diverse smartphone models, the dataset also accounts for real-world variability in sensors and hardware, making it a valuable resource for testing the robustness of multimodal models across different devices and environmental contexts.

Environmental Setup. Among the 10 sensor reading sessions, *30% collected data cover home environment and 70% cover campus environment*. The participants also represent a balanced gender distribution.

Activities. Participants perform *nine* distinct activities shown in figure 4, each for approximately 2 minutes, in a standardized order, while holding their smartphones with the Sensor Logger app [1] running on it. The activities are performed in a specific, standardized order, ensuring consistency regarding the context of the samples.

Data Processing. After filtering out the first and last 2 seconds of each reading, we split the rest into durations of 6 seconds and subsample the 100Hz readings to 20Hz, similar to the rest of the data used in our experiments. Of the approximately 20 samples per category per user, we randomly select a couple and generate 3 QA pairs of reliability and narration categories. This gives us a total of 534 QAs aware of user-collected smartphone IMU sensor data.

We envision this dataset being used to evaluate models for practical applications in human-computer interaction, pushing forward the ability of LLMs to process and respond to multimodal sensory inputs in real-world scenarios.

6.2 Evaluation

We follow our proposed method of sensor-aware QA evaluation from 4.2 to evaluate the LLaSA-13b model and the best LLaSA-7b model on 50 randomly selected QA pairs per category from the dataset generated from the user-collected smartphone accelerometer and gyroscope sensor data. The results, as presented in 11, show scores close to or higher than our experiments with the open-ended QA benchmarking dataset generated with the PAMAP2 dataset, demonstrating that LLaSA is capable of assessing sensor data in the context of human activity when it is collected on the personal devices of the users. It further shows that the smaller model is capable of generalizing on unseen datasets as well.

Table 11: Evaluation of LLaSA on QA dataset generated from personal smartphone sensor data for 9 classes

Model	Narrative QA Score	Reliability QA Score	Overall Score
13B	61.0	57.2	59.1
7B	67.0	65.2	66.0

7 Related Work

The field of large multimodal agents (LMAs) has recently expanded to incorporate diverse sensor modalities, including vision [15, 25], audio [8, 11], and health sensors [12]. These systems often focus on close-ended, task-specific applications but lack the ability to handle open-ended, contextualized question-answering (QA) tasks based on wearable sensor data. While advancements like LLMsense [18] demonstrate high-level reasoning over long-term sensor traces, they address routine and event recognition at an aggregate level rather than supporting direct, interactive QA grounded in moment-to-moment sensor input.

Wearable inertial measurement unit (IMU) sensors have played a critical role in human activity recognition (HAR), particularly through self-supervised frameworks like LIMU-BERT [28], which leverages unlabeled IMU data to achieve substantial gains in recognition accuracy. Despite these advances, instruction-following remains outside the scope of traditional IMU-based HAR approaches. Prior research, such as Penetrative AI [27], applies GPT models for sensor data analysis, but its focus is primarily on detection (e.g., motion or heartbeat analysis) without extending to a QA format.

In terms of sensor-based data narration, approaches like WavCaps [17] have pioneered the use of GPT for generating audio event descriptions, and Gong et al. further applied such methods to construct OpenQA, a QA dataset for audio. However, methods for translating IMU data into comprehensive narrations, particularly to support QA, remain largely unexplored. Our work builds on these narration frameworks, extending them to IMU data to develop SensorCaps, a dataset

for wearable sensor QA that uniquely supports open-ended, interactive models in understanding human activities.

Moreover, multimodal datasets like DUET [14] underscore the importance of capturing context-rich interactions in social settings. DUET's multimodal approach to two-person interactions highlights the potential of diverse datasets for nuanced HAR applications. Yet, the dyadic context and focus on social kinesics differ from our objective to capture and interpret individual physical activities through detailed, sensor-based narrations. By presenting SensorCaps and OpenSQA, we fill a critical gap in wearable sensor datasets, introducing a resource that enables LLMs to handle both structured sensor data and complex, open-ended queries about individual physical activity.

Our contribution introduces a novel sensor-narration approach that extends the versatility of LMAs by combining fine-tuned IMU data interpretation with the QA format, thereby broadening the scope of wearable sensor applications in multimodal, interactive AI.

8 Discussion

The development of sensor-aware multimodal LLMs opens compelling directions for future research. While our work demonstrates the ability to link IMU data with human activity understanding, several key challenges and opportunities remain. This section highlights some of the critical future directions that will further advance the utility and impact of multimodal LLM research in wearable sensors domain.

Multimodal Integration for Complex Environments. To improve activity recognition in more complex environments, combining sensor data with video or environmental inputs could significantly enhance the models' range of applications. Video data, for example, provides additional context that can complement the motion and activity-related data captured by sensors. By combining video with IMU data, we expect to improve activity analysis in scenarios where sensor data alone may not be sufficient. This multimodal integration will push the boundaries of multimodal LLMs and allow for richer, more nuanced understanding in diverse practical applications, e.g., smart homes or healthcare environments.

Scalability and Generalization to New Activities. While we have demonstrated the effectiveness of sensor-aware multimodal LLMs on a diverse set of activities, there remains a challenge in ensuring the scalability and adaptability of these models to recognize new, unseen activities. We will continue to focus on improving the models' ability to generalize to new activities through techniques such as zero-shot or few-shot learning, leveraging prior knowledge to recognize activities with minimal new data. Our ongoing evaluation on unseen datasets demonstrates the robustness of our models, but we aim to further enhance their ability to adapt to novel activities or environments.

Scaling the size and the context window of the model.

Scaling the model's size and context window offers substantial potential for enhancing performance. For example, experimenting with Parameter-Efficient Fine-Tuning (PEFT) on models with 70B parameters could lead to significant improvements in accuracy and generalization capabilities. Additionally, expanding the context window to 16K tokens or larger would allow the model to process more extensive sequences, thereby improving its ability to capture long-range dependencies and better interpret complex motion data. These adjustments would not only enhance the model's overall effectiveness but also allow for more precise and nuanced analysis of input data, particularly in applications requiring detailed temporal and spatial reasoning.

The future directions outlined above will enable the continued refinement and practical application of sensor-aware multimodal LLMs in diverse fields such as healthcare, sports, human-computer interaction, and beyond. By expanding datasets, improving real-time recognition, and integrating multimodal inputs, we hope to unlock the full potential in understanding and responding to human activity.

9 Conclusion

This paper introduces LLaSA, a novel multimodal large language model that integrates inertial measurement unit (IMU) data with contextual reasoning for advanced human activity analysis. Built on LIMU-BERT and Llama, LLaSA interprets sensor data and responds to complex activity-based queries. To enable its development, we introduced two unique datasets: SensorCaps, a large collection of IMU-based narratives, and OpenSQA, a comprehensive instruction-following dataset. These datasets empower LLaSA to excel in interpreting sensor-driven queries, as demonstrated by extensive evaluations that show its superior performance over existing models like GPT-3.5-Turbo and Vicuna-1.5-13b-16K in data interpretation and contextually relevant responses. By leveraging a tailored hyperparameter tuning method, LLaSA's capability to answer complex, sensor-based queries is significantly enhanced. This research pushes the boundaries of multimodal AI, offering promising applications in fields such as healthcare, sports science, and human-computer interaction. Future work will focus on scaling LLaSA's multimodal abilities, expanding its contextual range, and improving its utility in real-world, dynamic environments.

References

- [1] [n. d.]. Sensor Logger — Kelvin Choi — tszheichoi.com. <https://www.tszheichoi.com/sensorlogger>. [Accessed 12-11-2024].
- [2] 2024. Hello GPT-4o. *OpenAI* (May 2024). <https://openai.com/index/hello-gpt-4o/>

- [3] Kaixuan Chen, Dalin Zhang, Lina Yao, Bin Guo, Zhiwen Yu, and Yunhao Liu. 2021. Deep learning for sensor-based human activity recognition: Overview, challenges, and opportunities. *ACM Computing Surveys (CSUR)* 54, 4 (2021), 1–40.
- [4] Wei-Lin Chiang, Zhuohan Li, Zi Lin, Ying Sheng, Zhanghao Wu, Hao Zhang, Lianmin Zheng, Siyuan Zhuang, Yonghao Zhuang, Joseph E. Gonzalez, Ion Stoica, and Eric P. Xing. 2023. Vicuna: An Open-Source Chatbot Impressing GPT-4 with 90%* ChatGPT Quality. <https://lmsys.org/blog/2023-03-30-vicuna/>
- [5] Tim Dettmers, Artidoro Pagnoni, Ari Holtzman, and Luke Zettlemoyer. 2024. Qlora: Efficient finetuning of quantized llms. *Advances in Neural Information Processing Systems* 36 (2024).
- [6] Mingqi Gao, Xinyu Hu, Jie Ruan, Xiao Pu, and Xiaojun Wan. 2024. Llm-based nlg evaluation: Current status and challenges. *arXiv preprint arXiv:2402.01383* (2024).
- [7] Hristijan Gjoreski, Mathias Ciliberto, Lin Wang, Francisco Javier Ordonez Morales, Sami Mekki, Stefan Valentin, and Daniel Roggen. 2018. The university of sussex-huawei locomotion and transportation dataset for multimodal analytics with mobile devices. *IEEE Access* 6 (2018), 42592–42604.
- [8] Yuan Gong, Hongyin Luo, Alexander H Liu, Leonid Karlinsky, and James Glass. 2023. Listen, think, and understand. *arXiv preprint arXiv:2305.10790* (2023).
- [9] Dan Hendrycks and Kevin Gimpel. 2016. Gaussian error linear units (gelus). *arXiv preprint arXiv:1606.08415* (2016).
- [10] Edward J Hu, Yelong Shen, Phillip Wallis, Zeyuan Allen-Zhu, Yuanzhi Li, Shean Wang, Lu Wang, and Weizhu Chen. 2021. Lora: Low-rank adaptation of large language models. *arXiv preprint arXiv:2106.09685* (2021).
- [11] Rongjie Huang, Mingze Li, Dongchao Yang, Jiatong Shi, Xuankai Chang, Zhenhui Ye, Yuning Wu, Zhiqing Hong, Jiawei Huang, Jinglin Liu, et al. 2024. Audiogpt: Understanding and generating speech, music, sound, and talking head. In *Proceedings of the AAAI Conference on Artificial Intelligence*, Vol. 38. 23802–23804.
- [12] Yubin Kim, Xuhai Xu, Daniel McDuff, Cynthia Breazeal, and Hae Won Park. 2024. Health-llm: Large language models for health prediction via wearable sensor data. *arXiv preprint arXiv:2401.06866* (2024).
- [13] Ariel N Lee, Cole J Hunter, and Nataniel Ruiz. 2023. Platypus: Quick, cheap, and powerful refinement of llms. *arXiv preprint arXiv:2308.07317* (2023).
- [14] Cheyu Lin, Katherine A Flanigan, and Sirajum Munir. [n. d.]. Your Actions Talk: DUET-A Multimodal Dataset for Contextualizable Dyadic Activities. In *NeurIPS 2024 Workshop on Behavioral Machine Learning*.
- [15] Shilong Liu, Hao Cheng, Haotian Liu, Hao Zhang, Feng Li, Tianhe Ren, Xueyan Zou, Jianwei Yang, Hang Su, Jun Zhu, et al. 2023. Llava-plus: Learning to use tools for creating multimodal agents. *arXiv preprint arXiv:2311.05437* (2023).
- [16] Mohammad Malekzadeh, Richard G Clegg, Andrea Cavallaro, and Hamed Haddadi. 2019. Mobile sensor data anonymization. In *Proceedings of the international conference on internet of things design and implementation*. 49–58.
- [17] Xinhao Mei, Chutong Meng, Haohe Liu, Qiuqiang Kong, Tom Ko, Chengqi Zhao, Mark D Plumbley, Yuexian Zou, and Wenwu Wang. 2023. Wavcaps: A chatgpt-assisted weakly-labelled audio captioning dataset for audio-language multimodal research. *arXiv preprint arXiv:2303.17395* (2023).
- [18] Xiaomin Ouyang and Mani Srivastava. 2024. LLMsense: Harnessing LLMs for High-level Reasoning Over Spatiotemporal Sensor Traces. *arXiv preprint arXiv:2403.19857* (2024).
- [19] Marius-Constantin Popescu, Valentina E Balas, Liliana Perescu-Popescu, and Nikos Mastorakis. 2009. Multilayer perceptron and neural networks. *WSEAS Transactions on Circuits and Systems* 8, 7 (2009), 579–588.
- [20] Jorge-L Reyes-Ortiz, Luca Oneto, Albert Samà, Xavier Parra, and Davide Anguita. 2016. Transition-aware human activity recognition using smartphones. *Neurocomputing* 171 (2016), 754–767.
- [21] Daniel Roggen, Alberto Calatroni, Mirco Rossi, Thomas Holleczeck, Kilian Förster, Gerhard Tröster, Paul Lukowicz, David Bannach, Gerald Pirkel, Alois Ferscha, et al. 2010. Collecting complex activity datasets in highly rich networked sensor environments. In *2010 Seventh international conference on networked sensing systems (INSS)*. IEEE, 233–240.
- [22] Muhammad Shoaib, Stephan Bosch, Ozlem Durmaz Incel, Hans Scholten, and Paul JM Havinga. 2014. Fusion of smartphone motion sensors for physical activity recognition. *Sensors* 14, 6 (2014), 10146–10176.
- [23] Allan Stisen, Henrik Blunck, Sourav Bhattacharya, Thor Siiger Prentow, Mikkel Baun Kjærgaard, Anind Dey, Tobias Sonne, and Mads Møller Jensen. 2015. Smart devices are different: Assessing and mitigating mobile sensing heterogeneities for activity recognition. In *Proceedings of the 13th ACM conference on embedded networked sensor systems*. 127–140.
- [24] Hugo Touvron, Thibaut Lavril, Gautier Izacard, Xavier Martinet, Marie-Anne Lachaux, Timothée Lacroix, Baptiste Rozière, Naman Goyal, Eric Hambro, Faisal Azhar, et al. 2023. Llama: Open and efficient foundation language models. *arXiv preprint arXiv:2302.13971* (2023).
- [25] Junke Wang, Dongdong Chen, Chong Luo, Xiyang Dai, Lu Yuan, Zuxuan Wu, and Yu-Gang Jiang. 2023. Chatvideo: A tracklet-centric multimodal and versatile video understanding system. *arXiv preprint arXiv:2304.14407* (2023).
- [26] Junlin Xie, Zhihong Chen, Ruifei Zhang, Xiang Wan, and Guanbin Li. 2024. Large Multimodal Agents: A Survey. *arXiv preprint arXiv:2402.15116* (2024).
- [27] Huatao Xu, Liying Han, Qirui Yang, Mo Li, and Mani Srivastava. 2024. Penetrative ai: Making llms comprehend the physical world. In *Proceedings of the 25th International Workshop on Mobile Computing Systems and Applications*. 1–7.
- [28] Huatao Xu, Pengfei Zhou, Rui Tan, Mo Li, and Guobin Shen. 2021. Limu-bert: Unleashing the potential of unlabeled data for imu sensing applications. In *Proceedings of the 19th ACM Conference on Embedded Networked Sensor Systems*. 220–233.
- [29] Ziqi Yin, Hao Wang, Kaito Horio, Daisuke Kawahara, and Satoshi Sekine. 2024. Should We Respect LLMs? A Cross-Lingual Study on the Influence of Prompt Politeness on LLM Performance. *arXiv preprint arXiv:2402.14531* (2024).
- [30] Terry Yue Zhuo, Armel Zebaze, Nitchakarn Suppattarachai, Leandro von Werra, Harm de Vries, Qian Liu, and Niklas Muennighoff. 2024. Astraios: Parameter-Efficient Instruction Tuning Code Large Language Models. *arXiv preprint arXiv:2401.00788* (2024).