
Identifiable Exchangeable Mechanisms for Causal Structure and Representation Learning

Patrik Reizinger^{*1}, Siyuan Guo^{*1,2}, Ferenc Huszár², Bernhard Schölkopf^{†1}, and Wieland Brendel^{†1,3,4}

¹Max Planck Institute for Intelligent Systems, Tübingen, Germany

²University of Cambridge, Cambridge, United Kingdom

⁴Tübingen AI Center, Tübingen, Germany

³ELLIS Institute Tübingen, Tübingen, Germany

Abstract

Identifying latent representations or causal structures is important for good generalization and downstream task performance. However, both fields have been developed rather independently. We observe that several methods in both representation and causal structure learning rely on the same data-generating process (DGP), namely, exchangeable but not i.i.d. (independent and identically distributed) data. We provide a unified framework, termed Identifiable Exchangeable Mechanisms (IEM), for representation and structure learning under the lens of exchangeability. IEM provides new insights that let us relax the necessary conditions for causal structure identification in exchangeable non-i.i.d. data. We also demonstrate the existence of a duality condition in identifiable representation learning, leading to new identifiability results. We hope this work will pave the way for further research in causal representation learning.

1 Introduction

Provably identifying latent representations and causal structures has been a central problem in machine learning, as such guarantees promise good generalization and downstream task performance [Richens and Everitt, 2024, Perry et al., 2022, Zimmermann et al., 2021, Arjovsky et al., 2020, Arjovsky, 2021, Brady et al., 2023, Wiedemer et al., 2023b,a, Lachapelle et al., 2023, Rusak et al., 2024]. Causal structure identification, also known as Causal Discovery (CD), aims to infer cause-effect relationships in the form of a Directed Acyclic Graph (DAG), whereas identifiable representation learning aims to infer latent sources from high-dimensional data. Such identifiability problems, due to their different learning objectives, have been treated rather separately so far. A more recent line of work on Causal Representation Learning (CRL) [Schölkopf et al., 2021] aims to bridge causality and representation learning. Here, the goal is to learn latent representations with causal structures that allow efficient generalization in downstream tasks. Yet despite progress [Zečević et al., 2021, Reizinger et al., 2023, Xi and Bloem-Reddy, 2023], our understanding is still limited regarding the question of

what enables both structure and representation identifiability?

Guo et al. [2022] formalize causality for exchangeable data generating processes (DGPs), showing that unique structure identification is feasible under exchangeable non-i.i.d. data, assuming Independent Causal Mechanisms (ICMs) [Schölkopf et al., 2012], which was classically deemed impossible [Pearl, 2009a]. Our work observes that in addition to structure identifiability, exchangeable non-i.i.d. data enables representation identifiability. Our work introduces a unified framework for CD,

^{*}Equal contribution. Correspondence to patrik.reizinger@tuebingen.mpg.de

[†]Equal supervision

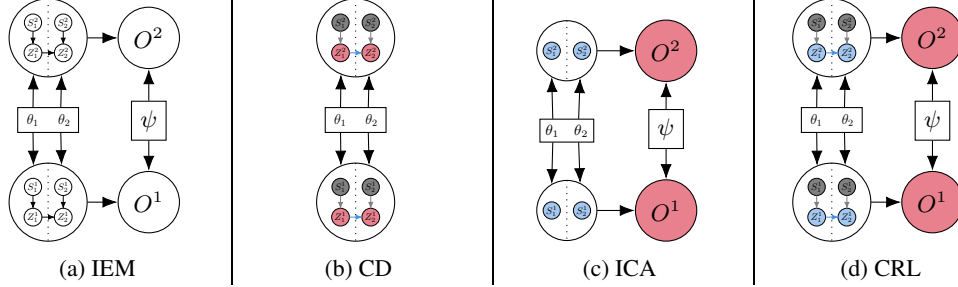


Figure 1: **Identifiable Exchangeable Mechanisms (IEM)—A unified model for structure and representation identifiability:** Here we show that exchangeable but non-i.i.d. data enables identification in key methods across Causal Discovery (CD), Independent Component Analysis (ICA), and Causal Representation Learning (CRL). The graphical model in Fig. 1a shows the IEM model, which subsumes Causal Discovery (CD) (§ 3.2), Independent Component Analysis (ICA) (§ 3.3), and Causal Representation Learning (CRL) (§ 3.4). S denotes latent, Z causal, and O observed variables with corresponding latent parameters θ , ψ , superscripts denote different samples. **Red** denotes observed/known quantities, **blue** stands for target quantities, and **gray** illustrates components that are *not* explicitly modeled in a particular paradigm. θ_i are latent variables controlling separate probabilistic mechanisms, indicated by dotted vertical lines. **CD** (Fig. 1b) corresponds to the left-most layer of IEM, focusing on the study of cause-effect relationships between observed causal variables; **ICA** (Fig. 1c) infers source variables from observations, but without causal connections in the left-most layer of IEM; **CRL** (Fig. 1d) shares the most similar structure with IEM, as it has both layers, including the intermediate causal representations. See Fig. 4 for an enlarged view

Independent Component Analysis (ICA), and CRL (Fig. 1) and shows that two types of exchangeability, termed cause and mechanism variability (Fig. 2), are sufficient for both representation and structure identifiability. Our contributions are:

- **Unifying structure and representation learning under the lens of exchangeability (§ 3, also cf. Fig. 1):** We develop a probabilistic model, Identifiable Exchangeable Mechanisms (IEM), that subsumes key methods in CD, ICA, and CRL.
- **Relaxing causal discovery assumptions in exchangeable non-i.i.d. data (§ 3.2):** we show how exchangeable non-i.i.d. cause or effect-given-cause mechanisms, termed *cause and mechanism variability*, provide sufficient and necessary conditions for bivariate CD, generalizing the identification theorem in [Guo et al., 2022].
- **Providing dual identifiability results in Time-Contrastive Learning (TCL) (§ 3.3):** we show how an auxiliary ICA method, TCL, is a special case of cause variability (we discuss GCL in Appx. A.3). Using insights from the duality in cause and mechanism variability, we prove the identifiability of TCL under mechanism variability.

2 Preliminaries

The impossibility of bivariate CD [Pearl, 2009b] and representation identifiability [Hyvärinen and Pajunen, 1999, Locatello et al., 2019] from i.i.d. data is well known (cf. Appx. C for examples). Thus, our unifying framework relies on non-i.i.d., particularly, exchangeable data. For this, we discuss the definition of exchangeability and a causal framework from [Guo et al., 2022] building on exchangeability. We think of our non-i.i.d. data as training samples coming from different distributions (e.g., Gaussians with different means and/or variances), which we model by parameter priors connected to the (causal) de Finetti parameters.

Notation. Capital letters denote random variables (RVs), lowercase letters their realizations, and bold letters sets/vectors of RVs. \mathbf{S} are the latent sources in representation learning or, equivalently, the set of exogenous variables in a Structural Equation Model (SEM); \mathbf{Z} are causal variables, and \mathbf{O} are observations in (causal) representation learning. Data generated by a DGP is a sequence of RVs $\mathbf{X}^1, \mathbf{X}^2, \dots$ where superscripts index samples and subscripts the vector components (i.e., RVs), i.e., X_i^1 specifies the i -th random variable in \mathbf{X}^1 . f is the mixing function between latents to observations, i.e., $f : \mathbf{s} \rightarrow \mathbf{o}$ for representation learning, and $f : \mathbf{z} \rightarrow \mathbf{o}$ for CRL. Structural assignments from exogenous variables to causal variables are denoted as $Z := g(\mathbf{Pa}(Z))$, where $\mathbf{Pa}(Z)$ are the parents or causes of Z and $\mathbf{Pa}(Z)$ includes the corresponding exogenous variable S .

Whenever the RV sequence contains a single variable or bivariate pairs per position, we use X^n or (X^n, Y^n) . Uppercase P is a probability distribution, and lowercase p is a probability density function. $\delta_{\theta_0}(\theta)$ is a shorthand for the delta-distribution $\delta(\theta = \theta_0)$.

Causal de Finetti (CdF) and Exchangeability.

Definition 1 (Exchangeable sequence). *An infinite sequence of random variables X^1, X^2, \dots is exchangeable if for any finite permutation π on the position indices, the joint distribution satisfies:*

$$P(X^1, \dots, X^n) = P(X^{\pi(1)}, \dots, X^{\pi(n)}). \quad (1)$$

An important result for exchangeable data is the celebrated Theorem of de Finetti [1931], sometimes viewed as a theoretical underpinning of Bayesian inference. De Finetti’s theorem states that for any exchangeable sequence, there exists a latent variable θ such that the joint distribution of the sequence can be represented as a mixture of *conditionally* i.i.d. distributions

$$P(x^1, \dots, x^n) = \int \prod_{i=1}^n p(x^i | \theta) p(\theta) d\theta. \quad (2)$$

Any i.i.d. sequence is exchangeable since $p(x^1, \dots, x^n) = \prod_{i=1}^n p(x^i)$, thus the joint distribution does not change when changing the order. Alternatively, in the representation form of de Finetti’s theorem, i.i.d. data is a special case of exchangeable data whenever $p(\theta) = \delta(\theta = \theta_0)$ for some constant θ_0 . Though i.i.d. is a special case of exchangeable sequences, not all exchangeable sequences are i.i.d. Examples include, but are not limited to, Chinese restaurant processes [Aldous et al., 1985], or Dirichlet processes [Ferguson, 1973].

Causality studies DGPs with additional causal structure besides the observed joint distribution P . It aims to answer interventional and counterfactual queries in addition to associational relationships in observational data. A common assumption for causal DGP is the *ICM* principle [Schölkopf et al., 2021], which states that distinct causal mechanisms of the true underlying DGP neither inform nor influence each other. Guo et al. [2022] formalize the ICM principle in terms of exchangeability assumptions for causal de Finetti theorems to establish a causal framework for exchangeable data. Here, we state the bivariate version.

Theorem 1 (Causal de Finetti [Guo et al., 2022]). *Let $\{(X^n, Y^n)\}_{n \in \mathbb{N}}$ be an infinite sequence of binary random variable pairs and denote the set $\{1, 2, \dots, n\}$ as $[n]$. The sequence is infinitely exchangeable, and satisfies $Y^{[n]} \perp X^{n+1} \mid X^{[n]}$ for all $n \in \mathbb{N}$ if and only if there exists random variables $\theta \in [0, 1]$ and $\psi \in [0, 1]^2$ such that the joint probability can be represented as*

$$P(x^1, y^1, \dots, x^n, y^n) = \int \prod_{i=1}^n p(y^i \mid x^i, \psi) p(x^i \mid \theta) p(\theta) p(\psi) d\theta d\psi \quad (3)$$

Thm. 1 shows that ICMs imply statistically independent latent variables θ, ψ governing each mechanism. It thus provides a formal probabilistic model for causality, and it can be shown to enable unique causal structure identification in exchangeable non-i.i.d. data.

In this work, we observe that exchangeable non-i.i.d. data is also the key for representation identifiability. This leads us to formulate our unifying model next.

3 Identifiable Exchangeable Mechanisms: A unifying framework for structural and representational identifiability

In this section, we demonstrate how non-i.i.d., particularly, exchangeable data (Defn. 1) unifies several structure and representational identifiability methods. Our unified model, Identifiable Exchangeable Mechanisms (IEM) (Fig. 1), subsumes Causal Discovery (CD), Independent Component Analysis (ICA), and Causal Representation Learning (CRL), emphasizing how structure and representation identifiability guarantees can be formulated as requiring exchangeable non-i.i.d. data. We start by introducing IEM (§ 3.1). For each paradigm, we derive a probabilistic model from IEM (see the graphical relationship in Fig. 1). Then, we show how particular methods fit into our unified model: the bivariate Causal de Finetti (CdF) theorem [Guo et al., 2022] for CD (§ 3.2), TCL [Hyvarinen and Morioka, 2016] for ICA (§ 3.3), and CauCA [Wendong et al., 2023] for CRL (§ 3.4).

3.1 Identifiable Exchangeable Mechanisms (IEM)

IEM encompasses three types of variables: exogenous (source) variables \mathbf{S} to describe (disentangled) latent representations, causal variables \mathbf{Z} to describe representations that contain cause-effect relationships, and observed variables \mathbf{O} to express that we can often only observe (high-dimensional) quantities, instead of the true underlying phenomena.

A probabilistic model for IEM. With all three variable types, assuming that there is an intermediate causal layer, the joint distribution of source, causal, and observed variables becomes (j indexes causal, i source variables, we omit the sample superscript for brevity):

$$p(\mathbf{s}, \mathbf{z}, \mathbf{o}) = \int_{\theta^s, \theta^g, \psi} p(\mathbf{o}|\mathbf{z}, \psi) \prod_j [p(z_j|\mathbf{Pa}(z_j); \theta_j^g) p(\theta_j^g)] \prod_i [p(s_i|\theta_i^s) p(\theta_i^s)] p(\psi) d\psi d\theta^g d\theta^s, \quad (4)$$

where $\mathbf{Pa}(z_j)$ denotes the parents of z_j (it includes s_j) and we integrate over all θ_j^g and θ_i^s —the superscripts g and s denote separate parameters controlling structural assignments g_j and the source distributions, respectively.

An intuition for IEM. To develop an intuition, we focus on a special case of non-i.i.d. data, i.e. when data is obtained from multiple distinct environments, a setting prevalent both in causality and representation learning. The data distribution is thus assumed to vary across environments, while observations within the same environment are assumed to be exchangeable, i.e., their order is irrelevant. IEM models such a situation by modeling each environment as an i.i.d. copy of the model in Eq. (4). Across-environment variability is ensured by choosing non-delta parameter priors $p(\psi), p(\theta_j^g), p(\theta_i^s)$, while exchangeability within the environment is ensured by the conditional independence of observations given these parameters. As we discussed in § 2, i.i.d. data, or single environment in this context, is a special case of exchangeable data with delta priors.

IEM unifies the passive view of representation learning (data comes from multiple environments, but there is no agency over these environments) and the active view of interventions by showing that exchangeability can describe relevant cases in both fields. In Tab. 1, we compare the identifiability assumptions for CD, ICA, and CRL methods and show how the (passive) variability conditions in ICA can be equated as specific types of interventions on the exogenous variables.

To see how IEM subsumes CD, ICA, and CRL, consider Fig. 1. CD (Fig. 1b) only considers the (low-dimensional) causal variables and is interested in inferring the DAG between them. ICA (Fig. 1c) adds high-dimensional observations but posits no causal structure. CRL (Fig. 1d) has both the high-dimensional observations and the causal structure, but it does not aim to infer the exogenous sources. IEM, on the other hand, admits all three levels: source, causal, and observed variables, providing a flexible model to allow identification of each level.

Case study: Identifiable Latent Neural Causal Models [Liu et al., 2024] in the unified model.

Liu et al. [2024] focus on learning source (exogenous) variables, causal variables, and the corresponding DAG together. Their model assumes non-stationary, conditionally exponential source variables akin to TCL [Hyvarinen and Morioka, 2016] (cf. § 3.3 for details). Thus, they use the TCL algorithm to identify \mathbf{S} from \mathbf{O} . Then, by assuming an Additive Noise Model (ANM) for the SEM, they apply a derivative-based condition (Assum. 1) on the structural assignments g_i to identify the causal variables (the authors also generalize to post-nonlinear models; we focus on the ANM case).

Assumption 1 (Structural assignment assumption [Liu et al., 2024]). *Assume that the structural assignments g_i between causal variables z_i form an ANM such that $z_i := g_i(\mathbf{Pa}(z_i); \theta_i^g(u)) + s_i$, where $\theta_i^g(u)$ are the parameters of the structural assignments, and they depend on the auxiliary-variable u . Then, to identify the causal structure and causal variables, there exists a value $u = u_0$ such that (denoting $\theta_i^g := \theta_i^g(u)$)*

$$\forall z_j \in \mathbf{Pa}(z_i) : \frac{\partial g_i(\mathbf{Pa}(z_i), \theta_i^g = \theta_{i0}^g)}{\partial z_j} = 0. \quad (5)$$

Assum. 1 requires that structural assignments change such that for a specific value of the auxiliary variable u , the path $Z_j \rightarrow Z_i$ for each $Z_j \in \mathbf{Pa}(Z_i)$ is blocked—this can be thought of as emulating perfect interventions, for which structure identifiability results exists [Pearl, 2009b]. The choice for structural assignments g_i is governed by choices of θ_i^g in $g_i(\mathbf{Pa}(Z_i), S_i; \theta_i^g)$. We thus contextualize the identifiability result of Liu et al. [2024] in our unified framework (see Appx. A.7 for proof):

Lemma 1. *[Identifiable Latent Neural Causal Models are identifiable with exchangeable sources and mechanisms] The model of Liu et al. [2024] (Fig. 1a) identifies both the latent sources \mathbf{s} and the*

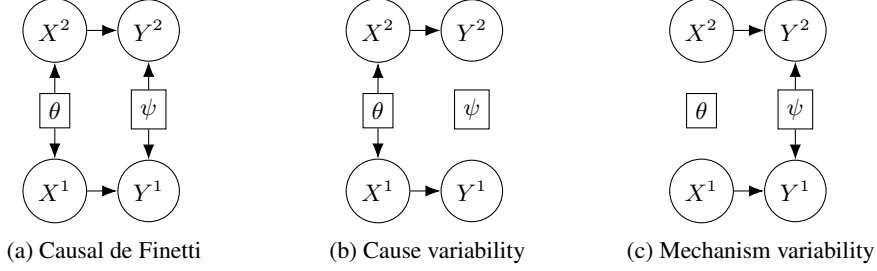


Figure 2: **Non-i.i.d. conditions for bivariate CD:** (a) Exchangeable non-i.i.d. DGP for both cause $P(\mathbf{X})$ and mechanism $P(\mathbf{Y}|\mathbf{X})$ ([Guo et al., 2022]); (b): exchangeable non-i.i.d. DGP for cause $P(\mathbf{X})$ and i.i.d. DGP for mechanism $P(\mathbf{Y}|\mathbf{X})$ (c): exchangeable non-i.i.d. DGP for mechanism $P(\mathbf{Y}|\mathbf{X})$ and i.i.d. DGP for cause $P(\mathbf{X})$. Thm. 2 shows that identifying the unique bivariate causal structure is possible if either the cause or the mechanism follows an exchangeable non-i.i.d. DGP

causal variables \mathbf{z} (including the graph), by the variability of \mathbf{s} via a non-delta prior over θ^s and by the variability of the structural assignments via θ^g .

Lem. 1 also shows the identifiability of IEM with exchangeable sources and structural assignments. The identifiability result of [Liu et al., 2024] requires two separate variability conditions: one for the sources and one for the mechanisms. We show how these separate conditions, when the SEM is an ANM, disentangle the CdF parameters into separate (independent) parameters controlling sources and structural assignments respectively (see proof in Appx. A.8):

Lemma 2. [Independent source and structural assignment CdF parameters for ANMs] In the setting of Liu et al. [2024], where the SEM is an ANM, the CdF parameters for the sources, θ^s , and the structural assignments, θ^g , are independent, i.e. $p(\theta^g, \theta^s) = p(\theta^g)p(\theta^s)$.

Lem. 2 says: 1) the representation learning (TCL) part relies on the exchangeability of the source (exogenous) variables, whereas the CRL part requires that the functions in the SEM change “sufficiently”. Interestingly, the connection between Gaussian LTI systems and CdF [Rajendran et al., 2023, Sec. 3.5] can be seen as a special case of Lem. 2. Namely, in that case the sources and the mechanism (the LTI dynamical system) have separate matrix parameters. Our result also conceptually resemble mechanized SEMs [Kenton et al., 2023], where the structural assignments are modeled by separate nodes.

Next, we show that IEM subsumes CD, ICA, and CRL (Fig. 1), depending on whether we model cause-effect relationships and/or source variables.

3.2 Exchangeability in CD: Extending Causal de Finetti

Causal Discovery (CD) aims to infer the causal graph between observed *causal* variables (Fig. 1b). Traditional CD models causal variables with SEMs, where deterministic causal mechanisms and stochastic noise (exogenous/latent) variables determine the value of each causal variable [Pearl, 2009a]. For i.i.d. observational data alone, causal structure is identifiable only up to its Markov equivalence class (Defn. 6). We show for the bivariate case how non-i.i.d., specifically a mixture of i.i.d. and exchangeable data, is necessary and sufficient for uniquely identifying causal structures.

A probabilistic model for CD. To describe the probabilistic model of the joint distribution for CD, we consider the bivariate case with exchangeable sequences (X^n, Y^n) that adheres to the ICM principle [Peters et al., 2018]. CdF from Thm. 1 states there exist statistically independent CdF parameters θ, ψ such that the joint distribution can be represented as:

$$p(x^1, y^1, \dots, x^n, y^n) = \int_{\theta} \int_{\psi} \prod_{i=1}^n p(y^i | x^i) p(x^i | \theta) d\psi d\theta \quad \text{where} \quad \psi \perp \theta. \quad (6)$$

CD with unique structure identification is possible when the parameter priors $p(\theta), p(\psi)$ are not delta distributions, i.e., when the data pairs are from exchangeable non-i.i.d. sequences. Fig. 2a shows a Markov graph compatible with (6).

Case study: CdF in the unified model. CD in general, and CdF in particular, focuses on the study of *observed* causal variables (denoted by Z in Fig. 1 and (4)). It aims to learn cause-effect

relationships (DAG) among the observed causal variables Z_i , rather than reconstructing the Z_i or uncovering the true mixing function f . Bivariate CdF fits into IEM by relabeling $Y = Z_i$ and $X = \mathbf{Pa}(Z_i)$. Beyond fitting CdF into our unified model, we use our insights from IEM to relax assumptions needed for bivariate CD from exchangeable pairs, generalizing CdF.

Relaxing CdF: cause and mechanism variability. We show that it is not necessary for CD that both $p(\theta)$ and $p(\psi)$ differ from a delta distribution—equivalently, the presence of both graphical substructures $X^1 \leftarrow \theta \rightarrow X^2$ and $Y^1 \leftarrow \psi \rightarrow Y^2$ are *not* required to distinguish the causal direction between X and Y . We distinguish two cases: “*cause variability*,” when only the cause mechanism changes (Fig. 2b), i.e. $p(\psi) = \delta_{\psi_0}(\psi), p(\theta) \neq \delta_{\theta_0}(\theta)$; and “*mechanism variability*,” when only the effect-given-the-cause mechanism changes (Fig. 2c), i.e. $p(\theta) = \delta_{\theta_0}(\theta)$ and $p(\psi) \neq \delta_{\psi_0}(\psi)$. When $p(\theta)$ is sufficiently different from a delta distribution, then each cause distribution sampled from $p(x|\theta)$ will have a different distribution with high probability. This is similar for $p(\psi)$ when the effect-given-the-cause mechanism $p(y|x, \psi)$ is shifted. We formalize this as (the proof is in Appx. A.1):

Theorem 2. *Cause/mechanism variability is necessary and sufficient for bivariate CD] Given a sequence of bivariate pairs $\{X^n, Y^n\}_{n \in \mathbb{N}}$ such that for any $N \in \mathbb{N}$, the joint distribution can be represented as:*

- $X \rightarrow Y$: $p(x^1, y^1, \dots, x^N, y^N) = \int_{\theta} \int_{\psi} \prod_n p(y^n | x^n, \psi) p(x^n | \theta) p(\theta) p(\psi) d\theta d\psi$
- $X \leftarrow Y$: $p(x^1, y^1, \dots, x^N, y^N) = \int_{\theta} \int_{\psi} \prod_n p(x^n | y^n, \theta) p(y^n | \psi) p(\psi) p(\theta) d\theta d\psi$

Then the causal direction between variables X, Y can still be distinguished when:

1. *either only $p(\theta) = \delta_{\theta_0}(\theta)$ for some constant θ_0 or only $p(\psi) = \delta_{\psi_0}(\psi)$ for some constant ψ_0 (but not both). Fig. 2b and Fig. 2c show the Markov structure of such factorizations.*
2. *the distribution of P is faithful (Defn. 5) w.r.t. Fig. 2b or Fig. 2c.*

Thm. 2 relaxes Thm. 1 and states that the causal structure can be identified even if only one mechanisms varies. That is, if the X, Y pairs are a mixture of i.i.d. and exchangeable data such that either cause variability (Fig. 2b) or mechanism variability (Fig. 2c) holds; then we can distinguish $X \rightarrow Y$ from $X \leftarrow Y$. Thm. 2 focuses on the bivariate case, though we expect similar results can be extended to multivariate cases.

3.3 Exchangeability in representation learning

Representation learning aims to infer latent sources \mathbf{s} from observations \mathbf{o} , which are generated via a mixing function $f : \mathbf{s} \rightarrow \mathbf{o}$. ICA³ [Comon, 1994, Hyvarinen et al., 2001, Shimizu et al., 2006] assumes component-wise independent latent sources \mathbf{s} where $p(\mathbf{s}) = \prod_i p_i(s_i)$ and aims to learn an unmixing function that maps to independent components. Recent methods [Hyvarinen and Morioka, 2016, Hyvarinen et al., 2019, Khemakhem et al., 2020a, Morioka et al., 2021, Zimmermann et al., 2021] focus on auxiliary-variable ICA, which assumes the existence and observation⁴ of an auxiliary variable u such that $p(\mathbf{s}|u) = \prod_i p_i(s_i|u)$ holds—thus, providing identifiability results for a much broader model class. Here, we show that the identifiability of representations in (auxiliary-variable) ICA, particularly TCL [Hyvarinen and Morioka, 2016] (and GCL with conditionally exponential-family sources, cf. Appx. A.3), relies on the latent sources to be an exchangeable non-i.i.d. sequence.

A probabilistic model for (auxiliary-variable) ICA. Auxiliary variables can represent many forms of additional information [Hyvarinen et al., 2019]. Our focus is when u represents segment indices, i.e., it enumerates multiple environments. This is equivalent to a draw from a categorical prior $p(u)$ and sources are thus a marginal copy of an exchangeable sequence $p(\mathbf{s}) = \int_u \prod_i p(s_i|u) p(u) du$. In this context, we can call such model as *exchangeable ICA*. In auxiliary variable ICA [Hyvarinen and Morioka, 2016, Hyvarinen et al., 2019, Khemakhem et al., 2020a], there is a separate parameter $\theta_i := \theta(u)$ for each s_i . Conditioned on observation of the segment index u , the joint probability distribution w.r.t. latent sources \mathbf{s} and observations \mathbf{o} factorizes as (i indexes source variables, we omit the sample superscript for brevity):

$$p_u(\mathbf{o}, \mathbf{s}) = \int_{\theta} \int_{\psi} p(\mathbf{o}|\mathbf{s}, \psi) \prod_i [p(s_i|\theta_i) p_u(\theta_i)] d\psi d\theta \quad \text{where } p(\psi) = \delta_{\psi_0}(\psi). \quad (7)$$

³Though the literature is referred to as the nonlinear ICA literature, it often uses *conditionally independent latents*, but expressions such as Independently Modulated Component Analysis (IMCA) are not widely used

⁴There is a variant of auxiliary-variable ICA for Hidden Markov Models, which does not require observing u [Morioka et al., 2021]; we focus on the case when u is observed

Compared to (4), Eq. (7) does not have a “causal layer”, expressing the (conditional) independence between the sources in ICA. Compared to CdF, representation learning with ICA additionally restricts the joint probability between sources and observations to extract more information (the latent variables), compared to only the DAG. This relation was demonstrated by Reizinger et al. [2023], showing that representation identifiability in some cases implies causal structure identification.

Case study: TCL in the unified model. We next present how auxiliary variable ICA, particularly TCL [Hyvarinen and Morioka, 2016] (cf. Appx. A.3 for the generalization), fits into IEM (Fig. 1c) and its connections with CD, and present a duality result on cause and mechanism variability. The TCL model assumes that the conditional log-density $\log p(\mathbf{s}|u)$ is a sum of components $q_i(s_i, u)$, where q_i belongs to the exponential family, i.e.:

$$q_i(s_i, u) = \tilde{q}_i(s_i) \theta_i(u) - \log N_i(u) + \log Q_i(s_i), \quad (8)$$

where N_i is the normalizing constant, Q_i the base measure, \tilde{q}_i is the sufficient statistics, and the modulation parameters $\theta_i := \theta_i(u)$ depend on u . The identifiability of TCL requires multiple segments (i.e., realizations of u with different values) such that for environment j , the modulation parameters fulfill a sufficient variability condition, defined via a rank condition:

Assumption 2 (Sufficient variability). *A DGP is called sufficiently variable if there exists n distinct realizations of u for n -dimensional source variables and modulation parameter vectors such that the modulation parameter matrix $\mathbf{L} \in \mathbb{R}^{(E-1) \times n}$ has full column rank. \mathbf{L} is defined for E environments (indexed by superscript j). With modulation parameter vectors $\boldsymbol{\theta}^j = [\theta_1^j, \dots, \theta_n^j]$, its j^{th} row is:*

$$[\mathbf{L}]_j = (\boldsymbol{\theta}^j - \boldsymbol{\theta}^0). \quad (9)$$

Here θ_i are the de Finetti parameters for the exchangeable sources. We show in Appx. A.2 that $p_u(\theta_i)$ cannot be a delta distribution; otherwise, the variability condition of TCL is violated. Thus, the identifiability of TCL hinges on exchangeable non-i.i.d. sources (we prove the same for conditionally-exponential sources in GCL [Hyvarinen et al., 2019], cf. Cor. 1):

Lemma 3. *[TCL is identifiable due to exchangeable non-i.i.d. sources] The sufficient variability condition in TCL corresponds to cause variability, i.e., exchangeable non-i.i.d. source variables with a fixed mixing function, which leads to the identifiability of the latent sources.*

Extending TCL via the cause–mechanism variability duality. We next demonstrate the flexibility of the IEM framework as it relates the probabilistic model for TCL to that of bivariate CdF (6). Treating the observations \mathbf{o} as the “effect”, and the source vector $\mathbf{s} = [s_1, \dots, s_n]$ as the “cause”, we see that (7) is subsumed by (6) when $\mathbf{X} = \mathbf{S}$ and $\mathbf{Y} = \mathbf{O}$. Since in auxiliary variable ICA the mixing function f is *deterministic*, these methods belong to “cause variability” (Fig. 2b). Our extension of the CdF theorem in Thm. 2 shows that there is a particular symmetry between cause and mechanism variability: flipping the arrows and relabeling X/Y and θ/ψ transforms one case into the other (cf. Fig. 5 in Appx. A.1). Our insight is that identification can be achieved both with cause variability or mechanism variability. This is not only for CD. This leads to the formulation of a dual TCL with mechanism variability. We illustrate this in an example, then state our result (cf. Appx. A.4 for the proof):

Example 1 (Duality of cause and mechanism variability for Gaussian models). *Assume conditionally independent latent sources with variance-modulated Gaussian components, i.e., $p(\mathbf{s}|u) = \prod_i p_i(s_i|u)$, where each $p_i(s_i|u) = \mathcal{N}(\mu_i; \sigma_i^2(u))$, depending on auxiliary variable u . In this case, the observation distribution is the pushforward of $p(\mathbf{s}|u)$ by f , denoted as $f_*p(\mathbf{s}|u)$. For given $\sigma_i^2(u)$ and f , where $\Sigma^2(u) =$*

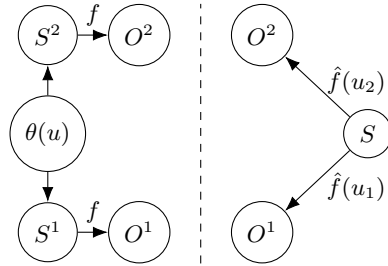


Figure 3: The duality of cause and mechanism variability in TCL: Lem. 4 shows that the same identifiability result holds in both **(Left):** the original TCL setting with exchangeable non-i.i.d. sources S with deterministic f mapping to observations O (cause variability), and the matching **(Right):** i.i.d. sources S with stochastic $\hat{f}(u)$ mapping to observations O (mechanism variability)

$\text{diag}(\sigma_1^2(u), \dots, \sigma_n^2(u))$, we can find stochastic functions $\hat{f} = f \circ \Sigma(u)$ such that the pushforward $f_*p(s|u) = f_*\mathcal{N}(\boldsymbol{\mu}; \Sigma^2(u))$ equals to $\hat{f}_*\mathcal{N}(\boldsymbol{\mu}; \mathbf{I})$. By construction, \hat{f} varies with u and satisfies mechanism variability.

Lemma 4. [Duality of cause and mechanism variability for TCL] For a given deterministic mixing function $f : \mathbf{s} \rightarrow \mathbf{o}$ and conditionally factorizing (non-stationary) latent sources $p(\mathbf{s}|u) = \prod_i p_i(s_i|u)$ fulfilling the sufficient variability of TCL, there exists an equivalent setup with stationary (i.i.d.) sources $p(\mathbf{s}) = \prod_i p_i(s_i)$ with stochastic functions $\hat{f} = f \circ g : \mathbf{s} \rightarrow \mathbf{o}$, where $g = g(u)$ and each component g_i is defined as an element-wise function such that the pushforward of $p_i(s_i)$ by g_i equals $p_i(s_i|u)$, i.e., $g_{i*}p_i(s_i) = p_i(s_i|u)$. Then, $g_{i*}p_i(s_i)$ fulfils the same variability condition; thus, the same identifiability result applies.

Lem. 4 shows that both cause and mechanism variability lead to representation identification in TCL. Fig. 3 visualizes the duality of cause and mechanism variability in TCL. Here, we highlight the practical differences between cause and mechanism variability, using a medical example, a context where methods such as TCL are used to learn representations from fMRI data [Hyvarinen and Morioka, 2016]. Cause variability, in this setting, means having access to data from patients with different underlying conditions; mechanism variability corresponds to measuring a single patient’s condition with multiple diagnostic methods.

3.4 Exchangeability in CRL

CRL aims to learn the causal representations \mathbf{Z} and their graphical structure from high-dimensional observations \mathbf{O} . That is, CRL can be considered as performing representation learning for the latent causal variables and CD between those learned latent variables simultaneously.

A probabilistic model for CRL. In auxiliary-variable ICA (§ 3.3), we considered the source distribution as $\prod_i p(s_i|\theta_i)$, where s_i and s_j are not causally related. de Finetti [1931] says that such distribution conditioned on an auxiliary variable is equivalent to an exchangeable sequence. CRL takes one step further and studies how to find causal dependencies between the latent causal variables. We show that CdF theorems apply just as de Finetti applies in *exchangeable ICA*. To see it clearly, we state how the joint distribution factorizes in CRL (j indexes causal variables, we omit the sample superscript for brevity):

$$p(\mathbf{z}, \mathbf{o}) = \int_{\boldsymbol{\theta}} \int_{\psi} p(\mathbf{o}|\mathbf{z}, \psi) \prod_j [p(z_j|\mathbf{Pa}(z_j); \theta_j)p(\theta_j)] d\psi d\boldsymbol{\theta}, \quad (10)$$

where θ_j are the CdF parameters controlling each latent causal mechanism, thus, leading to exchangeable causal variables that adhere to the ICM principle. Compared to exchangeable ICA (7), (10) allows that z_i can depend on $z_{j \neq i}$ (Fig. 1d).

Case study: CauCA in the unified model. Causal Component Analysis (CauCA) [Wendong et al., 2023] defines a subproblem of CRL by assuming that the DAG between the z_i is known. Wendong et al. [2023] show that identifying causal representations z_i requires single-node (soft) interventions that change the probabilistic mechanisms $p(z_j|\mathbf{Pa}(z_j))$ almost everywhere, which they quantify with the interventional discrepancy:

Definition 2 (Interventional discrepancy condition [Wendong et al., 2023]). For pairs of observational and single-node (soft) interventional densities p, \tilde{p} , they need to differ almost everywhere, i.e.:

$$\frac{\partial}{\partial z_j} \log \frac{\tilde{p}(z_j|\mathbf{Pa}(z_j))}{p(z_j|\mathbf{Pa}(z_j))} \neq 0 \quad a.e. \quad (11)$$

Here we note satisfying Defn. 2 means an intervention on values of θ_j of the causal mechanisms $p(z_j|\mathbf{Pa}(z_j); \theta_j)$ in our context (we compare to Assum. 1 in Appx. A.7). The following lemma follows from having interventions on the value of θ_j that fulfill Defn. 2 (proof in Appx. A.5):

Lemma 5. [Non-delta priors in the causal mechanisms can enable identifiable CRL] If the interventional discrepancy condition Defn. 2 holds, then the parameter priors in (10) cannot equal a delta distribution, i.e., $p(\theta_j) \neq \delta_{\theta_{j0}}(\theta_j)$; thus, if the other conditions of CauCA hold, then, the causal variables z_i are identifiable. For real-valued θ_j , non-delta priors also imply Defn. 2 almost everywhere.

Lem. 5 says that when the interventional discrepancy condition is satisfied, then a change in $p(\theta)$ must have occurred. This provides a sufficient criterion to determine when observational multi-environment data enables representation identification. However, as Defn. 2 is formulated as an almost everywhere condition, the reverse does not necessarily hold—e.g., for discrete RVs such as when θ_j follows a Bernoulli distribution (Rem. 1). Thus, we prove the reverse for real-valued θ_j .

4 Discussion and future directions

Our work unifies CD, ICA, and CRL with the lens of exchangeability. Next, we answer the question:

What do we gain from the Identifiable Exchangeable Mechanisms (IEM) framework?

A clear advantage is providing a unified model to uncover the synergies between representation and structure identifiability. For example, IEM shows how cause and mechanism variability, which allow structure identification, can analogously uncover representation identifiability. Exchangeability can also model both the passive notion of data variability posited in the ICA literature and the active, agency-based notion of interventions. Our work shows that conditions such as Assum. 2 and Defn. 2 are more similar than they might seem. This can also be seen by the similarity of assumptions required for identifiability in both fields (cf. Tab. 1 for details). By interpreting the variability in ICA as coming from interventions on the exogenous variables, IEM enables us to make causal inferences. Assuming that the observations correspond to the causal variables and using ICA to recover the source (exogenous) variables, we can infer the causal graph depending on the identifiability class. Thus, IEM provides a unifying perspective to see how and why the result of Reizinger et al. [2023] applies to many ICA methods: by interpreting the variability conditions as interventions.

We start by discussing connecting i.i.d., out-of-distribution (OOD) and interventional distributions to exchangeability, discuss the general conditions that allow for identifiability in the IEM setting, then detail three additional directions where we believe IEM can open up new possibilities.

4.1 Exchangeability for modeling i.i.d., OOD, and interventional data

By de Finetti’s theorem [de Finetti, 1931], the joint distribution of exchangeable data can be represented as a mixture of i.i.d. distributions $p(x_i|\theta)$, where θ is drawn from a prior distribution (cf. (2)). In the special case of $p(\theta) = \delta_{\theta_0}$ we get i.i.d. samples. Whereas if we assume access to multiple environments—where each environment has a distinct parameter drawn from $p(\theta)$ —then we can model OOD and interventional data. If the base environment has a parameter θ_0 , then assuming another environment with $\theta_1 \neq \theta_0$ represents the OOD case. An intervention can be analogously modelled with an exchangeable DGP.

4.2 General conditions for identifiability in the IEM setting

When introducing IEM, we focused on exchangeability as a driving factor for structure and representation identifiability. However, theoretical guarantees usually require further assumptions. Here we discuss the general set of assumptions required for identifiability of the causal structure, the causal variables, and the exogenous (source) variables. We review such assumptions in Tab. 1 in Appx. D. In the case of exchangeable data, we can characterize the best achievable identifiability results as:

Causal structure (DAG). Observed causal variables under faithfulness and cause or mechanism variability is necessary and sufficient (Thm. 2).

Causal variables (Z). Independent exogenous variables, a diffeomorphic mixing function is sufficient to identify the causal variables up to elementwise nonlinear transformations when we have access to $\dim \mathbf{Z}$ single-node soft interventions with unknown targets [Jin and Syrgkanis, 2023]. If we interpret the observations and use nonlinear ICA, then $2 \dim \mathbf{Z} + 1$ environments are sufficient with soft “interventions” with unknown targets and no requirements on number of nodes affected [Khemakhem et al., 2020b]; the surjective encoder needs to be either positive or must include squared features.

Exogenous (source) variables (S). Exchangeable sources and a surjective feature extractor are sufficient to achieve identifiability up to element-wise nonlinear transformations if the feature extractor is either positive or is augmented by squared features [Khemakhem et al., 2020b].

4.3 Identifying components of causal mechanisms

Causal mechanisms are composed of exogenous variables and structural assignments. CdF proves the existence of a statistically independent latent variable per causal mechanism. Lem. 2 shows

that for ANMs, such latent RVs can be decomposed into separate variables controlling exogenous variables and structural assignments. Wang et al. [2018], for example, performs multi-environment CD via changing only the weights in the linear SEM across environments, which corresponds to changing θ^g . Liu et al. [2024] showed how changing both parameters leads to latent source and causal structure identification. This suggests that partitioning the CdF parameters into mechanism and source parameters can be beneficial to identifying individual components of causal mechanisms.

4.4 Cause and mechanism variability: potential gaps and future directions

We relax the assumptions for bivariate CD (§ 3.2) by noticing that changing only either cause or mechanism leads to identifiability, which we term cause and mechanism variability. We further showed with TCL how ICA methods—which usually belong to the cause variability category—can be equivalently extended to mechanism variability (Lem. 4). This dual formulation, though mathematically equivalent, presents new opportunities in practice. Existing work in the ICA literature have focused on identification through variation in the sources with a single deterministic mixing function $f : \mathbf{s} \rightarrow \mathbf{o}$, where functional constraints are used for identifiability [Gresele et al., 2021, Lachapelle et al., 2023, Brady et al., 2023, Wiedemer et al., 2023a,b]. Multi-view ICA [Gresele et al., 2019], on the other hand, might be related to mechanism variability—we leave investigating this connection to future work.

4.5 Characterizing degrees of non-i.i.d. data

Existing work have developed multiple criteria to characterize non-i.i.d. data from out-of-distribution [Quionero-Candela et al., 2009, Schölkopf et al., 2012, Arjovsky et al., 2020] to out-of-variable [Guo et al., 2023] generalization. Here we assay common criteria for identifiability and highlight potential gaps. Often identification conditions are descriptive with no clear practical guidance in quantifying how and when to induce non-i.i.d. data. Metric computation is also difficult in practice.

Rank conditions such as Assum. 2 in TCL [Hyvarinen and Morioka, 2016], our running example for ICA, uses a rank-condition to prove identifiability. Assum. 2 expresses that the multi-environment data is non-i.i.d. However, full-rank matrices can be wildly different, e.g., by their condition number, which affects numerical stability, thus, matters in practice [Rajendran et al., 2023]. Thus, we expect that the condition number could be used to develop bounds for the required sample sizes in practice—an aspect generally missing from the identifiability literature, as most works assume access to infinite samples [Lyu and Fu, 2022].

Derivative conditions such as interventional discrepancy [Wendong et al., 2023] require that between environments, there is a non-trivial (i.e., non-zero measure) shift between the causal mechanisms. This distribution shift means the data is not i.i.d. The similarity between interventional discrepancy and the derivative-based condition on the structural assignments in [Liu et al., 2024] (Assum. 1) also has an interesting interpretation: Liu et al. [2024] does not require interventional data *per se*, only non-i.i.d. data that is akin to being generated by a SEM that was intervened on, such as Mendelian randomization [Didelez and Sheehan, 2007] or natural experiments [Angrist and Krueger, 1991, Imbens and Angrist, 1994].

Mechanism shift-based conditions quantify the number of shifted causal mechanisms. The distribution shift perspective was already present in, e.g., [Zhang et al., 2015, Arjovsky et al., 2020]. Perry et al. [2022] explore the Sparse Mechanism Shift (SMS) hypothesis [Schölkopf, 2019], postulating that domain shifts are due to a sparse change in the set of mechanisms. Their Mechanism Shift Score (MSS) counts the number of changing conditionals, which is minimal for the true DAG. Richens and Everitt [2024] characterize mechanism shifts for causal agents solving decision tasks. Their condition posits that the agent’s optimal policy should change when the causal mechanisms shift.

5 Conclusion

We introduced Identifiable Exchangeable Mechanisms (IEM), a unifying framework that captures a common theme between causal discovery, representation learning, and causal representation learning: access to exchangeable non-i.i.d. data. We showed how particular causal structure and representation identifiability results can be reframed in IEM as exchangeability conditions, from the Causal de Finetti theorem through auxiliary-variable Independent Component Analysis and Causal Component Analysis. Our unified model also led to new insights: we introduced cause and mechanism vari-

ability as a special case of exchangeable but not-i.i.d. data, which led us to provide relaxed necessary and sufficient conditions for causal structure identification (Thm. 2), and to formulate identifiability results for mechanism variability-based time-contrastive learning (Lem. 4) We acknowledge that our unified framework might not incorporate all identifiable methods. However, by providing a formal connection between the mostly separately advancing fields of causality and representation learning, more synergies and new results can be developed, just as Thm. 2 and Lem. 4. This, we hope, will inspire further research to investigate the formal connection between these fields.

Acknowledgements

The authors thank Luigi Gresele and anonymous reviewers for insightful comments and discussions. This work was supported by a Turing AI World-Leading Researcher Fellowship G111021. Patrik Reizinger acknowledges his membership in the European Laboratory for Learning and Intelligent Systems (ELLIS) PhD program and thanks the International Max Planck Research School for Intelligent Systems (IMPRS-IS) for its support. This work was supported by the German Federal Ministry of Education and Research (BMBF): Tübingen AI Center, FKZ: 01IS18039A. Wieland Brendel acknowledges financial support via an Emmy Noether Grant funded by the German Research Foundation (DFG) under grant no. BR 6382/1-1 and via the Open Philanthropy Foundation funded by the Good Ventures Foundation. Wieland Brendel is a member of the Machine Learning Cluster of Excellence, EXC number 2064/1 – Project number 390727645. This research utilized compute resources at the Tübingen Machine Learning Cloud, DFG FKZ INST 37/1057-1 FUGG.

References

- David J Aldous, Ildar A Ibragimov, Jean Jacod, and David J Aldous. *Exchangeability and related topics*. Springer, 1985. 3
- Joshua D. Angrist and Alan B. Krueger. Does compulsory school attendance affect schooling and earnings? *The Quarterly Journal of Economics*, 106(4):979–1014, November 1991. ISSN 0033-5533. doi: 10.2307/2937954. URL <http://dx.doi.org/10.2307/2937954>. 10
- Yashas Annadani, Jonas Rothfuss, Alexandre Lacoste, Nino Scherrer, Anirudh Goyal, Yoshua Bengio, and Stefan Bauer. Variational Causal Networks: Approximate Bayesian Inference over Causal Structures. *arXiv:2106.07635 [cs, stat]*, June 2021. URL <http://arxiv.org/abs/2106.07635>. arXiv: 2106.07635. 23
- Martin Arjovsky. Out of Distribution Generalization in Machine Learning. *arXiv:2103.02667 [cs, stat]*, March 2021. URL <http://arxiv.org/abs/2103.02667>. arXiv: 2103.02667. 1
- Martin Arjovsky, Léon Bottou, Ishaan Gulrajani, and David Lopez-Paz. Invariant Risk Minimization. *arXiv:1907.02893 [cs, stat]*, March 2020. URL <http://arxiv.org/abs/1907.02893>. arXiv: 1907.02893. 1, 10
- Alice Bizeul, Bernhard Schölkopf, and Carl Allen. A Probabilistic Model to explain Self-Supervised Representation Learning, February 2024. URL <http://arxiv.org/abs/2402.01399>. arXiv:2402.01399 [cs, stat]. 23
- Jack Brady, Roland S. Zimmermann, Yash Sharma, Bernhard Schölkopf, Julius von Kügelgen, and Wieland Brendel. Provably Learning Object-Centric Representations, May 2023. URL <http://arxiv.org/abs/2305.14229>. arXiv:2305.14229 [cs]. 1, 10
- Pierre Comon. Independent component analysis, a new concept? *Signal processing*, 36(3):287–314, 1994. 6, 22
- George Darmais. Analyse des liaisons de probabilité. In *Proc. Int. Stat. Conferences 1947*, page 231, 1951. 22
- B. de Finetti. Funzione caratteristica di un fenomeno aleatorio. *Atti della R. Accademia Nazionale dei Lincei, Ser. 6. Memorie, Classe di Scienze Fisiche, Matematiche e Naturali* 4, pages 251–299, 1931. 3, 8, 9

- Vanessa Didelez and Nuala Sheehan. Mendelian randomization as an instrumental variable approach to causal inference. *Statistical Methods in Medical Research*, 16(4): 309–330, August 2007. ISSN 1477-0334. doi: 10.1177/0962280206077743. URL <http://dx.doi.org/10.1177/0962280206077743>. 10
- Cian Eastwood, Julius von Kügelgen, Linus Ericsson, Diane Bouchacourt, Pascal Vincent, Bernhard Schölkopf, and Mark Ibrahim. Self-Supervised Disentanglement by Leveraging Structure in Data Augmentations, November 2023. URL <http://arxiv.org/abs/2311.08815>. arXiv:2311.08815 [cs, stat]. 23
- Thomas S Ferguson. A bayesian analysis of some nonparametric problems. *The annals of statistics*, pages 209–230, 1973. 3
- Luigi Gresele, Paul K. Rubenstein, Arash Mehrjou, Francesco Locatello, and Bernhard Schölkopf. The Incomplete Rosetta Stone Problem: Identifiability Results for Multi-View Nonlinear ICA. *arXiv:1905.06642 [cs, stat]*, August 2019. URL <http://arxiv.org/abs/1905.06642>. arXiv: 1905.06642. 10, 22
- Luigi Gresele, Julius von Kügelgen, Vincent Stimper, Bernhard Schölkopf, and Michel Besserve. Independent mechanism analysis, a new concept? *arXiv:2106.05200 [cs, stat]*, June 2021. URL <http://arxiv.org/abs/2106.05200>. arXiv: 2106.05200. 10, 23
- Siyuan Guo, Viktor Tóth, Bernhard Schölkopf, and Ferenc Huszár. Causal de Finetti: On the Identification of Invariant Causal Structure in Exchangeable Data. *arXiv:2203.15756 [cs, math, stat]*, March 2022. URL <http://arxiv.org/abs/2203.15756>. arXiv: 2203.15756. 1, 2, 3, 5, 19, 24
- Siyuan Guo, Jonas Wildberger, and Bernhard Schölkopf. Out-of-Variable Generalization, April 2023. URL <http://arxiv.org/abs/2304.07896>. arXiv:2304.07896 [cs, stat]. 10
- Patrik Hoyer, Dominik Janzing, Joris M Mooij, Jonas Peters, and Bernhard Schölkopf. Nonlinear causal discovery with additive noise models. In *Advances in Neural Information Processing Systems*, volume 21. Curran Associates, Inc., 2008. URL <https://proceedings.neurips.cc/paper/2008/hash/f7664060cc52bc6f3d620bcedc94a4b6-Abstract.html>. 23
- Aapo Hyvarinen and Hiroshi Morioka. Unsupervised Feature Extraction by Time-Contrastive Learning and Nonlinear ICA. *arXiv:1605.06336 [cs, stat]*, May 2016. URL <http://arxiv.org/abs/1605.06336>. arXiv: 1605.06336. 3, 4, 6, 7, 8, 10, 23, 24
- Aapo Hyvarinen and Hiroshi Morioka. Nonlinear ICA of Temporally Dependent Stationary Sources. In *Artificial Intelligence and Statistics*, pages 460–469. PMLR, April 2017. URL <http://proceedings.mlr.press/v54/hyvarinen17a.html>. ISSN: 2640-3498. 22
- Aapo Hyvarinen, Juha Karhunen, and Erkki Oja. *Independent component analysis*. J. Wiley, New York, 2001. ISBN 978-0-471-40540-5. 6, 22
- Aapo Hyvarinen, Kun Zhang, Shohei Shimizu, and Patrik O Hoyer. Estimation of a Structural Vector Autoregression Model Using Non-Gaussianity. page 23, 2010. URL <https://www.jmlr.org/papers/volume11/hyvarinen10a/hyvarinen10a.pdf>. 23
- Aapo Hyvarinen, Hiroaki Sasaki, and Richard E. Turner. Nonlinear ICA Using Auxiliary Variables and Generalized Contrastive Learning. *arXiv:1805.08651 [cs, stat]*, February 2019. URL <http://arxiv.org/abs/1805.08651>. arXiv: 1805.08651. 6, 7, 17, 22, 24
- Aapo Hyvärinen and Petteri Pajunen. Nonlinear independent component analysis: Existence and uniqueness results. *Neural Networks*, 12(3):429–439, April 1999. ISSN 0893-6080. doi: 10.1016/S0893-6080(98)00140-3. URL <https://www.sciencedirect.com/science/article/pii/S0893608098001403>. 2, 22
- Aapo Hyvärinen, Ilyes Khemakhem, and Ricardo Monti. Identifiability of latent-variable and structural-equation models: from linear to nonlinear, February 2023. URL <http://arxiv.org/abs/2302.02672>. arXiv:2302.02672 [cs, stat]. 23

- Hermanni Hälvä and Aapo Hyvärinen. Hidden Markov Nonlinear ICA: Unsupervised Learning from Nonstationary Time Series. *arXiv:2006.12107 [cs, stat]*, June 2020. URL <http://arxiv.org/abs/2006.12107>. arXiv: 2006.12107. 23
- Hermanni Hälvä, Sylvain Le Corff, Luc LeHéricy, Jonathan So, Yongjie Zhu, Elisabeth Gassiat, and Aapo Hyvärinen. Disentangling Identifiable Features from Noisy Data with Structured Nonlinear ICA. *arXiv:2106.09620 [cs, stat]*, June 2021. URL <http://arxiv.org/abs/2106.09620>. arXiv: 2106.09620. 22
- Guido W. Imbens and Joshua D. Angrist. Identification and estimation of local average treatment effects. *Econometrica*, 62(2):467, March 1994. ISSN 0012-9682. doi: 10.2307/2951620. URL <http://dx.doi.org/10.2307/2951620>. 10
- Jikai Jin and Vasilis Syrgkanis. Learning Causal Representations from General Environments: Identifiability and Intrinsic Ambiguity, November 2023. URL <http://arxiv.org/abs/2311.12267>. arXiv:2311.12267 [cs, econ, stat]. 9, 20, 21, 24
- Diviyani Kalainathan, Olivier Goudet, Isabelle Guyon, David Lopez-Paz, and Michèle Sebag. Structural Agnostic Modeling: Adversarial Learning of Causal Graphs. *arXiv:1803.04929 [stat]*, October 2020. URL <http://arxiv.org/abs/1803.04929>. arXiv: 1803.04929. 23
- Zachary Kenton, Ramana Kumar, Sebastian Farquhar, Jonathan Richens, Matt MacDermott, and Tom Everitt. Discovering agents. *Artificial Intelligence*, 322:103963, September 2023. ISSN 0004-3702. doi: 10.1016/j.artint.2023.103963. URL <https://www.sciencedirect.com/science/article/pii/S0004370223001091>. 5
- Ilyes Khemakhem, Diederik Kingma, Ricardo Monti, and Aapo Hyvärinen. Variational Autoencoders and Nonlinear ICA: A Unifying Framework. In *International Conference on Artificial Intelligence and Statistics*, pages 2207–2217. PMLR, June 2020a. URL <http://proceedings.mlr.press/v108/khemakhem20a.html>. ISSN: 2640-3498. 6, 22, 24
- Ilyes Khemakhem, Ricardo Pio Monti, Diederik P. Kingma, and Aapo Hyvärinen. ICE-BeeM: Identifiable Conditional Energy-Based Deep Models Based on Nonlinear ICA. *arXiv:2002.11537 [cs, stat]*, October 2020b. URL <http://arxiv.org/abs/2002.11537>. arXiv: 2002.11537. 9, 21, 24
- Michael Kirchhof, Enkelejda Kasneci, and Seong Joon Oh. Probabilistic Contrastive Learning Recovers the Correct Aleatoric Uncertainty of Ambiguous Inputs, February 2023. URL <http://arxiv.org/abs/2302.02865>. arXiv:2302.02865 [cs, stat]. 23
- David Klindt, Lukas Schott, Yash Sharma, Ivan Ustyuzhaninov, Wieland Brendel, Matthias Bethge, and Dylan Paiton. Towards Nonlinear Disentanglement in Natural Data with Temporal Sparse Coding. *arXiv:2007.10930 [cs, stat]*, March 2021. URL <http://arxiv.org/abs/2007.10930>. arXiv: 2007.10930. 23
- Sébastien Lachapelle, Philippe Brouillard, Tristan Deleu, and Simon Lacoste-Julien. Gradient-Based Neural DAG Learning. *arXiv:1906.02226 [cs, stat]*, February 2020. URL <http://arxiv.org/abs/1906.02226>. arXiv: 1906.02226. 23
- Sébastien Lachapelle, Divyat Mahajan, Ioannis Mitliagkas, and Simon Lacoste-Julien. Additive Decoders for Latent Variables Identification and Cartesian-Product Extrapolation, July 2023. URL <http://arxiv.org/abs/2307.02598>. arXiv:2307.02598 [cs, stat]. 1, 10
- Yuhang Liu, Zhen Zhang, Dong Gong, Mingming Gong, Biwei Huang, Anton van den Hengel, Kun Zhang, and Javen Qinfeng Shi. Identifiable Latent Neural Causal Models, March 2024. URL <http://arxiv.org/abs/2403.15711>. arXiv:2403.15711 [cs, stat] version: 1. 4, 5, 10, 21, 24
- Francesco Locatello, Stefan Bauer, Mario Lucic, Gunnar Raetsch, Sylvain Gelly, Bernhard Schölkopf, and Olivier Bachem. Challenging Common Assumptions in the Unsupervised Learning of Disentangled Representations. In *International Conference on Machine Learning*, pages 4114–4124. PMLR, May 2019. URL <http://proceedings.mlr.press/v97/locatello19a.html>. ISSN: 2640-3498. 2, 22

- Qi Lyu and Xiao Fu. On Finite-Sample Identifiability of Contrastive Learning-Based Nonlinear Independent Component Analysis. In *Proceedings of the 39th International Conference on Machine Learning*, pages 14582–14600. PMLR, June 2022. URL <https://proceedings.mlr.press/v162/lyu22a.html>. ISSN: 2640-3498. 10
- Francesco Montagna, Nicoletta Noceti, Lorenzo Rosasco, Kun Zhang, and Francesco Locatello. Causal Discovery with Score Matching on Additive Models with Arbitrary Noise, April 2023a. URL <http://arxiv.org/abs/2304.03265>. arXiv:2304.03265 [cs, stat]. 23
- Francesco Montagna, Nicoletta Noceti, Lorenzo Rosasco, Kun Zhang, and Francesco Locatello. Scalable Causal Discovery with Score Matching, April 2023b. URL <http://arxiv.org/abs/2304.03382>. arXiv:2304.03382 [cs, stat]. 23
- Ricardo Pio Monti, Kun Zhang, and Aapo Hyvärinen. Causal Discovery with General Non-Linear Relationships using Non-Linear ICA. In *Uncertainty in Artificial Intelligence*, pages 186–195. PMLR, August 2020. URL <http://proceedings.mlr.press/v115/monti20a.html>. ISSN: 2640-3498. 23
- Hiroshi Morioka and Aapo Hyvärinen. Connectivity-contrastive learning: Combining causal discovery and representation learning for multimodal data. In *Proceedings of The 26th International Conference on Artificial Intelligence and Statistics*, pages 3399–3426. PMLR, April 2023. URL <https://proceedings.mlr.press/v206/morioka23a.html>. ISSN: 2640-3498. 23
- Hiroshi Morioka, Hermanni Hälvä, and Aapo Hyvärinen. Independent Innovation Analysis for Nonlinear Vector Autoregressive Process. *arXiv:2006.10944 [cs, stat]*, February 2021. URL <https://arxiv.org/abs/2006.10944>. arXiv: 2006.10944. 6, 23
- Ignavier Ng, Zhuangyan Fang, Shengyu Zhu, Zhitang Chen, and Jun Wang. Masked Gradient-Based Causal Structure Learning. *arXiv:1910.08527 [cs, stat]*, February 2020. URL <http://arxiv.org/abs/1910.08527>. arXiv: 1910.08527. 23
- Judea Pearl. Causal inference in statistics: An overview. *Statistics Surveys*, 3 (none), January 2009a. ISSN 1935-7516. doi: 10.1214/09-SS057. URL <https://projecteuclid.org/journals/statistics-surveys/volume-3/issue-none/Causal-inference-in-1,5,17>
- Judea Pearl. *Causality: Models, Reasoning, and Inference*. Cambridge University Press, Cambridge, 2 edition, 2009b. ISBN 978-0-511-80316-1. doi: 10.1017/CBO9780511803161. URL <http://ebooks.cambridge.org/ref/id/CB09780511803161>. 2, 4, 22, 23
- Ronan Perry, Julius von Kügelgen, and Bernhard Schölkopf. Causal Discovery in Heterogeneous Environments Under the Sparse Mechanism Shift Hypothesis, October 2022. URL <http://arxiv.org/abs/2206.02013>. arXiv:2206.02013 [cs, stat]. 1, 10
- Jonas Peters, Dominik Janzing, and Bernhard Schölkopf. Elements of causal inference: foundations and learning algorithms. *Journal of Statistical Computation and Simulation*, 88(16):3248–3248, November 2018. ISSN 0094-9655, 1563-5163. doi: 10.1080/00949655.2018.1505197. URL <https://www.tandfonline.com/doi/full/10.1080/00949655.2018.1505197>. 5, 22
- Joaquin Quionero-Candela, Masashi Sugiyama, Anton Schwaighofer, and Neil Lawrence. Dataset shift in machine learning. 01 2009. 10
- Goutham Rajendran, Patrik Reizinger, Wieland Brendel, and Pradeep Ravikumar. An Interventional Perspective on Identifiability in Gaussian LTI Systems with Independent Component Analysis, November 2023. URL <http://arxiv.org/abs/2311.18048>. arXiv:2311.18048 [cs, eess, stat]. 5, 10
- Patrik Reizinger, Yash Sharma, Matthias Bethge, Bernhard Schölkopf, Ferenc Huszár, and Wieland Brendel. Jacobian-based Causal Discovery with Nonlinear ICA. *Transactions on Machine Learning Research*, April 2023. ISSN 2835-8856. URL <https://openreview.net/forum?id=2Yo9xqR6Ab>. 1, 7, 9, 23, 24
- Jonathan Richens and Tom Everitt. Robust agents learn causal world models, February 2024. URL <http://arxiv.org/abs/2402.10877>. arXiv:2402.10877 [cs]. 1, 10, 20, 23

- Evgenia Rusak, Patrik Reizinger, Attila Juhos, Oliver Bringmann, Roland S. Zimmermann, and Wieland Brendel. InfoNCE: Identifying the Gap Between Theory and Practice, June 2024. URL <http://arxiv.org/abs/2407.00143>. arXiv:2407.00143 [cs, stat]. 1, 24
- Bernhard Schölkopf. Causality for machine learning. 2019. doi: 10.1145/3501714.3501755. 10
- Bernhard Schölkopf, Dominik Janzing, Jonas Peters, Eleni Sgouritsa, Kun Zhang, and Joris Mooij. On Causal and Anticausal Learning. *arXiv:1206.6471 [cs, stat]*, June 2012. URL <http://arxiv.org/abs/1206.6471>. arXiv: 1206.6471. 1, 10
- Bernhard Schölkopf, Francesco Locatello, Stefan Bauer, Nan Rosemary Ke, Nal Kalchbrenner, Anirudh Goyal, and Yoshua Bengio. Towards Causal Representation Learning. *arXiv:2102.11107 [cs]*, February 2021. URL <http://arxiv.org/abs/2102.11107>. arXiv: 2102.11107 version: 1. 1, 3, 23
- Shohei Shimizu, Patrik O Hoyer, Aapo Hyvarinen, and Antti Kerminen. A Linear Non-Gaussian Acyclic Model for Causal Discovery. page 28, 2006. 6, 23
- Chandler Squires, Anna Seigal, Salil Bhatte, and Caroline Uhler. Linear Causal Disentanglement via Interventions, February 2023. URL <http://arxiv.org/abs/2211.16467>. arXiv:2211.16467 [cs, stat]. 23
- Julius von Kügelgen, Yash Sharma, Luigi Gresele, Wieland Brendel, Bernhard Schölkopf, Michel Besserve, and Francesco Locatello. Self-Supervised Learning with Data Augmentations Provably Isolates Content from Style, June 2021. URL <http://arxiv.org/abs/2106.04619>. arXiv: 2106.04619. 23
- Julius von Kügelgen, Michel Besserve, Liang Wendong, Luigi Gresele, Armin Kekić, Elias Bareinboim, David M. Blei, and Bernhard Schölkopf. Nonparametric Identifiability of Causal Representations from Unknown Interventions, October 2023. URL <http://arxiv.org/abs/2306.00542>. arXiv:2306.00542 [cs, stat]. 20, 21, 24
- Yuhao Wang, Chandler Squires, Anastasiya Belyaeva, and Caroline Uhler. Direct Estimation of Differences in Causal Graphs. In *Advances in Neural Information Processing Systems*, volume 31. Curran Associates, Inc., 2018. URL <https://proceedings.neurips.cc/paper/2018/hash/e1314fc026da60d837353d20aefaf054-Abstract.html>. 10
- Liang Wendong, Armin Kekić, Julius von Kügelgen, Simon Buchholz, Michel Besserve, Luigi Gresele, and Bernhard Schölkopf. Causal Component Analysis, October 2023. URL <http://arxiv.org/abs/2305.17225>. arXiv:2305.17225 [cs, stat]. 3, 8, 10, 20, 21, 24
- Thaddäus Wiedemer, Jack Brady, Alexander Panfilov, Attila Juhos, Matthias Bethge, and Wieland Brendel. Provable Compositional Generalization for Object-Centric Learning, October 2023a. URL <http://arxiv.org/abs/2310.05327>. arXiv:2310.05327 [cs]. 1, 10
- Thaddäus Wiedemer, Prasanna Mayilvahanan, Matthias Bethge, and Wieland Brendel. Compositional Generalization from First Principles, July 2023b. URL <http://arxiv.org/abs/2307.05596>. arXiv:2307.05596 [cs, stat]. 1, 10
- Quanhan Xi and Benjamin Bloem-Reddy. Indeterminacy and Strong Identifiability in Generative Models, February 2023. URL <http://arxiv.org/abs/2206.00801>. arXiv:2206.00801 [cs, stat]. 1
- Mengyue Yang, Furui Liu, Zhitang Chen, Xinwei Shen, Jianye Hao, and Jun Wang. CausalVAE: Disentangled Representation Learning via Neural Structural Causal Models. In *2021 IEEE/CVF Conference on Computer Vision and Pattern Recognition (CVPR)*, pages 9588–9597, Nashville, TN, USA, June 2021. IEEE. ISBN 978-1-66544-509-2. doi: 10.1109/CVPR46437.2021.00947. URL <https://ieeexplore.ieee.org/document/9578520/>. 23
- Dingling Yao, Dario Rancati, Riccardo Cadei, Marco Fumero, and Francesco Locatello. Unifying Causal Representation Learning with the Invariance Principle, September 2024. URL <http://arxiv.org/abs/2409.02772>. arXiv:2409.02772 [cs, stat]. 23

- Matej Zečević, Devendra Singh Dhami, Petar Veličković, and Kristian Kersting. Relating Graph Neural Networks to Structural Causal Models. *arXiv:2109.04173 [cs, stat]*, October 2021. URL <http://arxiv.org/abs/2109.04173>. arXiv: 2109.04173. 1, 23
- K. Zhang, M. Gong, and B. Schölkopf. Multi-source domain adaptation: A causal view. In *Proceedings of the Twenty-Ninth AAAI Conference on Artificial Intelligence*, pages 3150–3157. AAAI Press, 2015. URL <http://www.aaai.org/ocs/index.php/AAAI/AAAI15/paper/view/10052/9994>. 10
- Kun Zhang and Aapo Hyvarinen. On the Identifiability of the Post-Nonlinear Causal Model. *arXiv:1205.2599 [cs, stat]*, May 2012. URL <http://arxiv.org/abs/1205.2599>. arXiv: 1205.2599. 23
- Xun Zheng, Bryon Aragam, Pradeep Ravikumar, and Eric P. Xing. DAGs with NO TEARS: Continuous Optimization for Structure Learning. March 2018. URL <https://arxiv.org/abs/1803.01422v2>. 23
- Roland S. Zimmermann, Yash Sharma, Steffen Schneider, Matthias Bethge, and Wieland Brendel. Contrastive Learning Inverts the Data Generating Process. *arXiv:2102.08850 [cs]*, February 2021. URL <http://arxiv.org/abs/2102.08850>. arXiv: 2102.08850. 1, 6, 23, 24

A Proofs and extended theory

A.1 Cause/mechanism variability for bivariate CD: Thm. 2

Theorem 2. *Cause/mechanism variability is necessary and sufficient for bivariate CD] Given a sequence of bivariate pairs $\{X^n, Y^n\}_{n \in \mathbb{N}}$ such that for any $N \in \mathbb{N}$, the joint distribution can be represented as:*

- $X \rightarrow Y: p(x^1, y^1, \dots, x^N, y^N) = \int_{\theta} \int_{\psi} \prod_n p(y^n | x^n, \psi) p(x^n | \theta) p(\theta) p(\psi) d\theta d\psi$
- $X \leftarrow Y: p(x^1, y^1, \dots, x^N, y^N) = \int_{\theta} \int_{\psi} \prod_n p(x^n | y^n, \theta) p(y^n | \psi) p(\psi) p(\theta) d\theta d\psi$

Then the causal direction between variables X, Y can still be distinguished when:

1. *either only $p(\theta) = \delta_{\theta_0}(\theta)$ for some constant θ_0 or only $p(\psi) = \delta_{\psi_0}(\psi)$ for some constant ψ_0 (but not both). Fig. 2b and Fig. 2c show the Markov structure of such factorizations.*
2. *the distribution of P is faithful (Defn. 5) w.r.t. Fig. 2b or Fig. 2c.*

Proof. The impossibility of both mechanisms being degenerate (i.e., the i.i.d. case) is well-known [Pearl, 2009a]. For distributions that are Markov and faithful to Fig. 2a, Fig. 2b and Fig. 2c, one can differentiate the causal direction through checking $Y^1 \perp X^2 | X^1$, $X^1 \perp Y^2 | Y^1$ and $X^1 \perp Y^1$. One can observe $Y^1 \perp X^2 | X^1$ only holds in Fig. 5a and fails at Fig. 5b. \square

A.2 Exchangeability in TCL: Lem. 3

Lemma 3. *[TCL is identifiable due to exchangeable non-i.i.d. sources] The sufficient variability condition in TCL corresponds to cause variability, i.e., exchangeable non-i.i.d. source variables with a fixed mixing function, which leads to the identifiability of the latent sources.*

Proof. Latent variables violating the sufficient variability (Assum. 2) condition in nonlinear ICA imply that those variables are i.i.d.; thus, if more than one latent variables violate this condition, then they become non-identifiable; thus, making non-delta priors a necessary condition for identifiability of factorizing priors (assuming that no further constraints can be applied, e.g., on the function class). An important fact for the proof is that *the parameters θ_i are continuous RVs*, as they parametrize an exponential family distribution. That is, their support has infinitely many distinct values, each with a probability of zero—this will be important to reason about the zero-measure of edge cases where two parameters happen to be “tuned” to each other, violating the sufficient variability condition. The full rank condition of the matrix \mathbf{L} means that $\forall i \neq j$ environment indices for two rows in matrix \mathbf{L}

$$\theta^i - \theta^0 \neq c \cdot (\theta^j - \theta^0); c > 0 \quad (12)$$

\Leftarrow : *Non-delta priors imply sufficient variability.* Assume a real-valued RV θ_i with corresponding non-delta parameter prior $p(\theta_i)$. Then, outside of a zero-measure set, the sufficient variability condition holds. Assume that $\forall i : p(\theta_i) \neq \delta(\theta_i - \theta_{i0})$. Then, as all θ_i are real RVs, their support has infinitely many values. Thus, the probability of (12) being violated (by setting both sides to be equal and solving for θ^i) is zero:

$$\Pr [\theta^i = c \cdot \theta^j - (c - 1)\theta^0] = 0, \quad (13)$$

from which it follows that there exists such θ^i, θ^j where (12) holds, implying that \mathbf{L} has full rank. Thus, Assum. 2 holds.

\Rightarrow : *Sufficient variability implies non-delta priors.* When $\text{rank}(\mathbf{L}) = n$, then none of $p(\theta_i)$ is delta. $\text{rank} \mathbf{L} = n = \dim \mathbf{s}$ means that $\forall i \neq j$ environment indices for two rows in matrix \mathbf{L} (12) holds. That is, we can construct \mathbf{L} such that any two rows are linearly independent⁵. If for coordinate k , $\theta_k^e = \theta_k = \text{const}$, then \mathbf{L} cannot have full column rank. Since θ_k cannot be constant for all k , this requires that $p(\theta_k)$ is non-delta. \square

A.3 Exchangeability in GCL [Hyvarinen et al., 2019]: extending Lem. 3

Hyvarinen et al. [2019] proposed a generalization of TCL (and other auxiliary-variable ICA methods), called GCL. GCL uses a more general conditional distribution, it only assumes that assumes that the conditional log-density $\log p(\mathbf{s}|u)$ is a sum of components $q_i(s_i, u)$:

$$\log p(\mathbf{s}|u) = \sum_i q_i(s_i, u) \quad (14)$$

For this generalized model, they define the following variability condition:

⁵Note that θ_i can be correlated, as Hyvarinen et al. [2019] pointed out in the proof of their Thm. 2

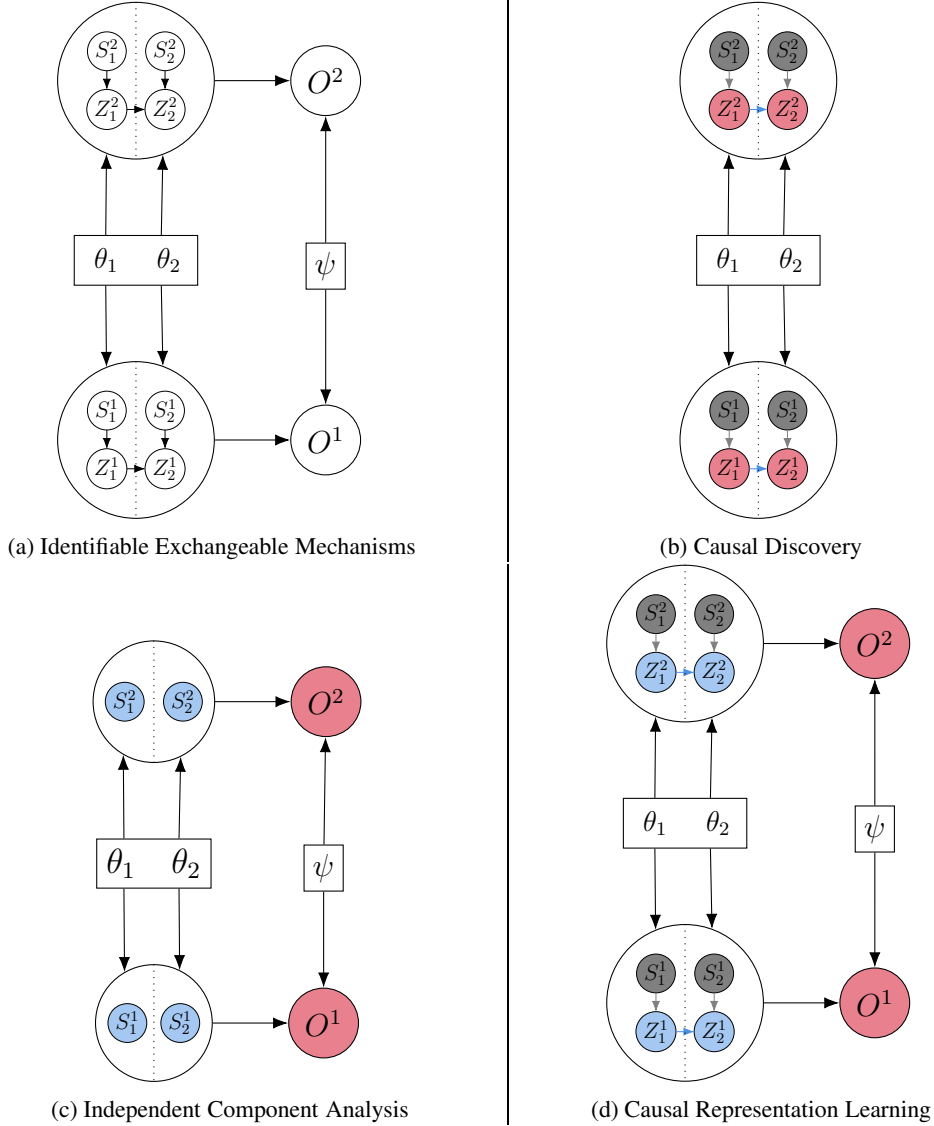


Figure 4: **Identifiable Exchangeable Mechanisms (IEM)–A unified model for structure and representation identifiability:** Here we show that exchangeable but non-i.i.d. data enables identification in key methods across Causal Discovery (CD), Independent Component Analysis (ICA), and Causal Representation Learning (CRL). The graphical model in Fig. 1a shows the IEM model, which subsumes Causal Discovery (CD) (§ 3.2), Independent Component Analysis (ICA) (§ 3.3), and Causal Representation Learning (CRL) (§ 3.4). S denotes latent, Z causal, and O observed variables with corresponding latent parameters θ , ψ , superscripts denote different samples. **Red** denotes observed/known quantities, **blue** stands for target quantities, and **gray** illustrates components that are *not* explicitly modeled in a particular paradigm. θ_i are latent variables controlling separate probabilistic mechanisms, indicated by dotted vertical lines. **CD** (Fig. 1b) corresponds to the left-most layer of IEM, focusing on the study of cause-effect relationships between observed causal variables; **ICA** (Fig. 1c) infers source variables from observations, but without causal connections in the left-most layer of IEM; **CRL** (Fig. 1d) shares the most similar structure with IEM, as it has both layers, including the intermediate causal representations

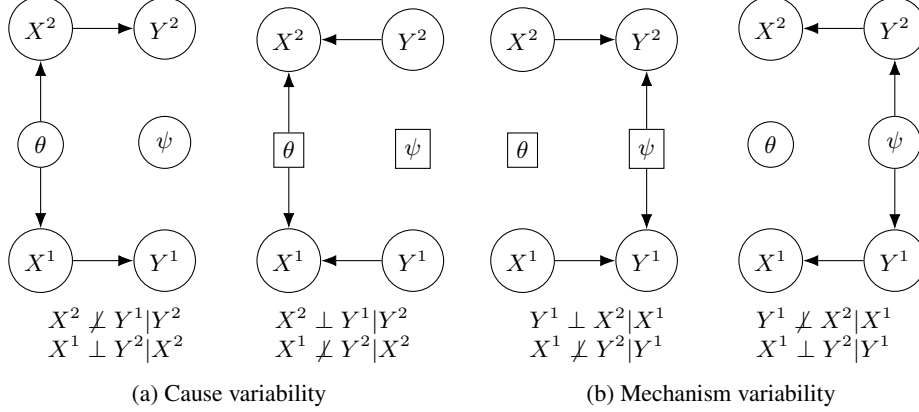


Figure 5: We show that the richness argument in CdF [Guo et al., 2022] can be realized, in the bivariate case, via either only varying the prior of the causes’ parameters θ (Fig. 5a) or the prior of the mechanism’ parameters ψ (Fig. 5b). That is, it is not necessary to have rich priors for both θ, ψ

Assumption 3 (Assumption of Variability). *For any $\mathbf{y} \in \mathbb{R}^n$ (used as a drop-in replacement for the sources \mathbf{s}), there exist $2n + 1$ values for the auxiliary variable \mathbf{u} , denoted by $\mathbf{u}_j, j = 0 \dots 2n$ such that the $2n$ vectors in \mathbb{R}^{2n} given by*

$$(\mathbf{w}(\mathbf{y}, \mathbf{u}_1) - \mathbf{w}(\mathbf{y}, \mathbf{u}_0)), (\mathbf{w}(\mathbf{y}, \mathbf{u}_2) - \mathbf{w}(\mathbf{y}, \mathbf{u}_0)) \dots, (\mathbf{w}(\mathbf{y}, \mathbf{u}_{2n}) - \mathbf{w}(\mathbf{y}, \mathbf{u}_0))$$

with

$$\mathbf{w}(\mathbf{y}, \mathbf{u}) = \left(\frac{\partial q_1(y_1, \mathbf{u})}{\partial y_1}, \dots, \frac{\partial q_n(y_n, \mathbf{u})}{\partial y_n}, \frac{\partial^2 q_1(y_1, \mathbf{u})}{\partial y_1^2}, \dots, \frac{\partial^2 q_n(y_n, \mathbf{u})}{\partial y_n^2} \right)$$

are linearly independent.

Assum. 3 puts a constraint on the components of the first- and second derivatives of the functions constituting the conditional log-density of the source/latent variables, conditioned on the auxiliary variable \mathbf{u} . As the authors write: “[Assum. 3] is basically saying that the auxiliary variable must have a sufficiently strong and diverse effect on the distributions of the independent components.”

We focus on a special case, which assumes that the source conditional log-densities $q_i(s_i, u)$ are conditionally exponential, i.e.:

$$q_i(s_i, u) = \sum_{j=1}^k [\tilde{q}_{ij}(s_i) \theta_{ij}(u)] - \log N_i(u) + \log Q_i(s_i), \quad (15)$$

where k is the order of the exponential family, N_i is the normalizing constant, Q_i the base measure, \tilde{q}_i is the sufficient statistics, and the modulation parameters $\theta_i := \theta_i(u)$ depend on u . In this case, Assum. 3 becomes similar to Assum. 2, but the modulation parameter matrix now has $(E - 1) \times nk$ dimensions, where the rows are:

$$[\mathbf{L}]_{j\cdot} = (\boldsymbol{\theta}^j - \boldsymbol{\theta}^0)^\top \quad (16)$$

$$\boldsymbol{\theta}^j = [\theta_{11}^j, \dots, \theta_{nk}^j]. \quad (17)$$

In this case, we can generalize Lem. 3 to GCL:

Corollary 1 (GCL with conditionally exponential family sources is identifiable due to exchangeable non-i.i.d. sources). *The sufficient variability condition in GCL with conditionally exponential family sources corresponds to cause variability, i.e., exchangeable non-i.i.d. source variables with fixed mixing function, which leads to the identifiability of the latent sources.*

Proof. The proof follows from the proof of Lem. 3, the only difference is that for each source s_i , there are k sufficient statistics \tilde{q}_{ik} and modulation parameters $\theta_{ik}(u)$. Thus, the modulation parameter matrix \mathbf{L} (Assum. 2) will be $[(E - 1) \times nk]$ -dimensional where $n = \dim \mathbf{s}$. \square

A.4 Duality of cause and mechanism variability for TCL: Lem. 4

Lemma 4. [Duality of cause and mechanism variability for TCL] For a given deterministic mixing function $f : \mathbf{s} \rightarrow \mathbf{o}$ and conditionally factorizing (non-stationary) latent sources $p(\mathbf{s}|u) = \prod_i p_i(s_i|u)$ fulfilling the sufficient variability of TCL, there exists an equivalent setup with stationary (i.i.d.) sources $p(\mathbf{s}) = \prod_i p_i(s_i)$ with stochastic functions $\hat{f} = f \circ g : \mathbf{s} \rightarrow \mathbf{o}$, where $g = g(u)$ and each component g_i is defined as an element-wise function such that the pushforward of $p_i(s_i)$ by g_i equals $p_i(s_i|u)$, i.e., $g_{i*}p_i(s_i) = p_i(s_i|u)$. Then, $g_{i*}p_i(s_i)$ fulfils the same variability condition; thus, the same identifiability result applies.

Proof. The proof follows from the observation that it is a modelling choice which component provides the source of non-stationarity. That is, we can incorporate the transformation of the source variables into the source distribution (cause variability, as TCL does) or we can think of that as stochasticity in the mixing function (mechanism variability). \square

A.5 Exchangeability in CauCA: Lem. 5

Lemma 5. [Non-delta priors in the causal mechanisms can enable identifiable CRL] If the interventional discrepancy condition Defn. 2 holds, then the parameter priors in (10) cannot equal a delta distribution, i.e., $p(\theta_j) \neq \delta_{\theta_{j0}}(\theta_j)$; thus, if the other conditions of CauCA hold, then, the causal variables z_i are identifiable. For real-valued θ_j , non-delta priors also imply Defn. 2 almost everywhere.

Proof. We define each mechanism $p(z_i|\mathbf{Pa}(z_i))$ as

$$p(z_i|\mathbf{Pa}(z_i)) = \int_{\theta_i} p(z_i|\mathbf{Pa}(z_i), \theta_i) p(\theta_i) d\theta_i \quad (18)$$

Thus, the observational and interventional mechanisms, respectively, are:

$$p_i = p(z_i|\mathbf{Pa}(z_i), \theta_i = \theta_i^0) \quad (19)$$

$$\tilde{p}_i = p(z_i|\mathbf{Pa}(z_i), \theta_i = \tilde{\theta}_i) \quad (20)$$

That is, each intervention corresponds to a specific parameter value θ_i (which exist by the CdF theorem (Thm. 1)). Thus, (18) is akin to mixtures of interventions [Richens and Everitt, 2024, Defn. 3].

\implies : *Interventional discrepancy implies non-delta priors.*

We prove this direction by contradiction. Assume that Defn. 2 is fulfilled and $p(\theta_i) = \delta_{\theta_{i0}}$. Then $\tilde{\theta}_i = \theta_i$, so Defn. 2 cannot hold.

\longleftarrow : *Non-delta priors for real-valued parameters imply interventional discrepancy.*

If θ_i is real-valued, then the following probability is zero:

$$\Pr [\tilde{\theta}_i = \theta_i^0] = 0, \quad (21)$$

thus, there must exist $\tilde{\theta}_i \neq \theta_i^0$, and this inequality holds almost everywhere since:

$$\Pr [\tilde{\theta}_i \neq \theta_i^0] = 1 - \Pr [\tilde{\theta}_i = \theta_i^0] = 1 - 0 = 1, \quad (22)$$

\square

Remark 1 (Non-delta priors do not always imply interventional discrepancy almost everywhere). When the parameter priors $p(\theta_i)$ are not a delta distribution, then, barring the case when sampling the interventional mechanism parameter $\tilde{\theta}_i$ yields the same θ_i^0 , then the distributions p_i and \tilde{p}_i would differ. However, this is not necessarily a zero-measure event, e.g., when $p(\theta)$ has a Bernoulli distribution with parameter 1/2. Thus, Defn. 2 cannot hold almost everywhere without further restrictions.

A.6 Exchangeability and the genericity condition from von Kügelgen et al. [2023] and Jin and Syrgkanis [2023]

von Kügelgen et al. [2023] extends CauCA Wendong et al. [2023] by providing identifiability proofs for CRL without parametric assumptions on the function class. Their assumption [von Kügelgen et al., 2023, (A3')] in Thm. 3.4] is stronger than Defn. 2 as it requires that two interventional densities differ *everywhere*—or that the observational and one interventional density

differ [von Kügelgen et al., 2023, (A3) in Thm. 3.2]. Furthermore, [von Kügelgen et al., 2023, (A4) in Thm. 3.2] excludes degenerate—this might be thought to be an analog of faithfulness Defn. 5. Jin and Syrgkanis [2023] leverages a similar assumption as Defn. 2 in their [Jin and Syrgkanis, 2023, Def. 6]. They strengthen the nonparametric identifiability results of von Kügelgen et al. [2023] by showing that $\dim \mathbf{Z}$ single-node soft interventions with unknown targets are sufficient to identify the causal variables.

Towards identifying the exogenous variables. Both von Kügelgen et al. [2023], Jin and Syrgkanis [2023] derive identifiability results for the *causal variables* from interventional data. However, they do not make claims about the exogenous variables. Based on the insights our unified model, IEM, provides, we investigate whether there is an identifiability proof that encompasses the whole hierarchy.

We present an outline, as to suggest that this might be possible, and leave the formal characterization to future work. For this, consider that the mechanism $p(Z_i|\mathbf{Pa}(Z_i))$ can be intervened upon by changing how the other causal variables $Z_j \in \mathbf{Pa}(Z_i)$ affect Z_i . Alternatively, $p(Z_i|\mathbf{Pa}(Z_i))$ can also change by modifying the distribution of the corresponding exogenous variable S_i —note that this corresponds to a one-node soft intervention. Thus, if the other assumptions of Jin and Syrgkanis [2023] holds, we can say that: single-node soft interventions on S_i can satisfy the genericity condition of Jin and Syrgkanis [2023].

To reason about the identifiability of the exogenous variables, we need the variability of their distribution across the available environments. Our summary of the assumptions in Tab. 1 suggests that with sufficiently many environments, it should be possible to identify the exogenous variables as well. If the only assumption we make is exchangeability, then, following the reasoning of Khemakhem et al. [2020b], we might need $\dim \mathbf{Z} + 1$ additional environments ($2 \dim \mathbf{Z} + 1$ in total). We leave it to future work to investigate whether identifying both causal and exogenous variables is possible from fewer environments. Nonetheless, we believe that this example shows the potential advantage of the IEM framework for providing new identifiability results.

A.7 Exchangeability in the unified model: Lem. 1

Interventional discrepancy and the derivative condition of [Liu et al., 2024] The identifiability result of Liu et al. [2024] combines the results from ICA and CRL. As they use TCL to learn the latent sources, we can apply Lem. 3. To see how the causal variables and the edges between them can also be learned, we first relate the derivative condition on the structural assignments to the interventional discrepancy condition of Wendong et al. [2023] (Defn. 2).

Assum. 1 requires access to a set of environments (indexed by auxiliary variable u), such that for each parent $z_j \in \mathbf{Pa}(z_i)$ node, there is an environment, where the edge $z_j \rightarrow z_i$ is blocked. To relate Assum. 1 to the interventional discrepancy Defn. 2, we recall that Wendong et al. [2023] note that for perfect interventions, the conditioning on the parents for the interventional density in Defn. 2 disappears. Thus, we interpret Assum. 1 as “emulating” perfect interventions for each z_i . By this, we mean that we need data from such environments, where the structural assignments change *as if* a perfect intervention is carried out to remove the $z_j \rightarrow z_i$ edge.

Lemma 1. *[Identifiable Latent Neural Causal Models are identifiable with exchangeable sources and mechanisms] The model of Liu et al. [2024] (Fig. 1a) identifies both the latent sources \mathbf{s} and the causal variables \mathbf{z} (including the graph), by the variability of \mathbf{s} via a non-delta prior over θ^s and by the variability of the structural assignments via θ^g .*

Proof. As the authors rely on TCL and a form of the interventional discrepancy Defn. 2, the proof follows from Lem. 3 and Lem. 5. \square

A.8 Independent source and structural assignment CdF parameters in ANMs: Lem. 2

Lemma 2. *[Independent source and structural assignment CdF parameters for ANMs] In the setting of Liu et al. [2024], where the SEM is an ANM, the CdF parameters for the sources, θ^s , and the structural assignments, θ^g , are independent, i.e. $p(\theta^g, \theta^s) = p(\theta^g)p(\theta^s)$.*

Proof. In the model of Liu et al. [2024], the two identifiability results impose two non-i.i.d. requirements: to identify the latent sources, a sufficient variability condition from TCL is required (cf. the generalized version in Assum. 3), whereas for CRL, a derivative-based condition on the mechanisms (akin to Defn. 2) is required. As the SEM is an ANM in this case, defined by $z_i := g_i(\mathbf{Pa}(z_i)) + s_i$, and the exogenous variables are assumed to be independent from $g_i(\mathbf{Pa}(z_i))$. Thus, it is impossible

(assuming faithfulness) that a change in θ_i^s would change θ_i^g ; otherwise, $g_i(\text{Pa}(z_i))$ and s_i would be dependent. That is, their parameters are independent. \square

B Definitions

Definition 3 (*d*-separation (adapted from Defn. 6.1 in [Peters et al., 2018])). *Given a DAG \mathcal{G} , the disjoint subsets of nodes A and B are *d*-separated by a third (also disjoint) subset S if every path between nodes in A and B is blocked by S . We then write*

$$A \perp_{\mathcal{G}} B \mid S.$$

Definition 4 (Global Markov property (adapted from Defn. 6.21(i) in [Peters et al., 2018])). *Given a DAG \mathcal{G} and a joint distribution P , P satisfies the global Markov property w.r.t. the \mathcal{G} if*

$$A \perp_{\mathcal{G}} B \mid C \Rightarrow A \perp B \mid C \quad (23)$$

for all disjoint vertex sets A, B, C (the symbol $\perp_{\mathcal{G}}$ denotes *d*-separation, cf. Defn. 3).

Definition 5 (Faithfulness (adapted from Defn. 6.33 in [Peters et al., 2018])). *Consider a distribution P and a DAG \mathcal{G} . Then, P is faithful to \mathcal{G} if for all disjoint node sets A, B, C :*

$$A \perp B \mid C \Rightarrow A \perp_{\mathcal{G}} B \mid C. \quad (24)$$

That is, if a conditional independence relationship holds in P , then the corresponding node sets are *d*-separated in \mathcal{G} .

Definition 6 (Markov equivalence class of graphs (adapted from Defn. 6.24 in [Peters et al., 2018])). *We denote by $\mathcal{M}(\mathcal{G})$ the set of distributions that are Markovian w.r.t. \mathcal{G} : $\mathcal{M}(\mathcal{G}) := \{P : P \text{ satisfies the global Markov property w.r.t. } \mathcal{G}\}$. Two DAGs \mathcal{G}_1 and \mathcal{G}_2 are Markov equivalent if $\mathcal{M}(\mathcal{G}_1) = \mathcal{M}(\mathcal{G}_2)$, i.e. if and only if \mathcal{G}_1 and \mathcal{G}_2 satisfy the same set of *d*-separations, which means the Markov condition entails the same set of (conditional) independence conditions. The set of all DAGs that are Markov equivalent to some DAG is called Markov equivalence class of \mathcal{G} .*

C Why does i.i.d. data fail?

We next assay key results and provide concrete examples to illustrate why i.i.d. data fails to enable identification for both structure and representation learning.

Example 2 (Bivariate CD is impossible from i.i.d. data [Pearl, 2009b]). *One cannot distinguish $X \rightarrow Y$ from $X \leftarrow Y$ from i.i.d. data as both structures imply identical graphical conditional independence, i.e., \emptyset . Thus, bivariate CD is impossible in i.i.d. data without further parametric assumptions.*

Learning disentangled latent factors is also impossible without further parametric assumptions in i.i.d. data [Hyvärinen and Pajunen, 1999, Locatello et al., 2019]:

Example 3 (Gaussian latent factors are not identifiable from i.i.d. data). *Assume independent latents with Gaussian components, i.e. $p(\mathbf{s}) = \prod_i p_i(s_i)$, where $p_i(s_i) = \mathcal{N}(\mu_i; \sigma_i^2)$. Even if $\forall i, j : \sigma_i^2 \neq \sigma_{j \neq i}^2$, Gaussian sources are not identifiable to their rotational symmetry and the scale-invariance of ICA.*

We show in § 3 how exchangeability unifies the non-i.i.d. conditions (often termed, weak supervision or auxiliary information) in many causal structure and representation identifiability methods.

D Related Work

Identifiable representation learning and ICA. Identifiable representation learning aims to learn (low-dimensional) latent variable models (LVMs) from (high-dimensional) observations. The most prevalent family of models is that of Independent Component Analysis (ICA) [Comon, 1994, Hyvärinen et al., 2001], which assumes that the observations are a mixture of *independent* variables via a deterministic mixing function. Identifiability means that the latents can be recovered up to indeterminacies (e.g., permutation, element-wise transformations). As this is provably impossible in the nonlinear case without further assumptions [Darmois, 1951, Hyvärinen and Pajunen, 1999, Locatello et al., 2019], recent work has focused *auxiliary-variable* ICA, where the latents are conditionally independent given the auxiliary variable u [Hyvärinen et al., 2019, Gresele et al., 2019, Khemakhem et al., 2020a, Hälvä et al., 2021, Hyvärinen and Morioka,

2017, 2016, Hälvä and Hyvärinen, 2020, Morioka et al., 2021, Monti et al., 2020, Hyvärinen et al., 2010, Klindt et al., 2021, Zimmermann et al., 2021]—despite the latents are not marginally independent, the literature still refers to these models are ICA. Several such methods model multiple environments with an auxiliary variable, which is also known as using ensembles [Eastwood et al., 2023, Kirchhof et al., 2023]. We note that some methods make functional assumptions [Shimizu et al., 2006, Hoyer et al., 2008, Zhang and Hyvärinen, 2012, Gresele et al., 2021], but our focus is on the auxiliary-variable methods. Recently, Bizeul et al. [2024] developed a probabilistic model for self-supervised representation learning, including auxiliary-variable ICA methods.

Causality. SEMs model cause-effect relationships between causal variables z_i , where each z_i is determined by a deterministic function $g_i(\mathbf{Pa}(z_i))$, where $\mathbf{Pa}(z_i)$ includes all the $z_{j < i}$ causal variables that cause z_i and also the stochastic exogenous variable x_i . Learning causal models enables to make more fine-grained (interventional, counterfactual) queries compared to observational data [Pearl, 2009b]. CD aims to uncover the graph between the z_i from observing z_i . This admits interventional queries. CRL also learns that z_i from high-dimensional observations [Schölkopf et al., 2021]. Causal methods need to rely on certain assumptions, either restricting the distribution of the exogenous variables [Kalainathan et al., 2020, Lachapelle et al., 2020, Shimizu et al., 2006, Monti et al., 2020], and/or the function class of the SEM [Shimizu et al., 2006, Zheng et al., 2018, Squires et al., 2023, Montagna et al., 2023b,a, Gresele et al., 2021, Hoyer et al., 2008, Ng et al., 2020, Lachapelle et al., 2020, Annadani et al., 2021, Yang et al., 2021]. Concurrently with our work, Yao et al. [2024] provides an invariance-based framework to unify CRL. Their framework can encompass multi-view, multi-environment, and also temporal settings—our work focuses on the multi-environment case, but it also includes representation learning and CD.

Connections between representation learning and causality. Causality and identifiability both aim to recover some ground truth structures (latent factors, DAGs, or functional relationships), thus, several works explored possible connections [Reizinger et al., 2023, Morioka and Hyvärinen, 2023, Hyvärinen et al., 2023, Zečević et al., 2021, Richens and Everitt, 2024, Monti et al., 2020]. Several methods connected ICA to the SEM model in causality [Gresele et al., 2021, Monti et al., 2020, Shimizu et al., 2006, von Kügelgen et al., 2021, Hyvärinen et al., 2023]. An important observation we rely on is that identifiability guarantees from require a notion of non-i.i.d.ness, e.g., both the ICA and the causal literature often relies on the multi-environmental setting.

Table 1: **Mixing assumptions:** $p(s)$ stands for assumptions on the source distribution, f on the mixing function, \perp stands for independence (the superscript \mathbf{u} denotes conditional independence given \mathbf{u}), CEF for conditional exponential family (the superscript $+$ denotes monotonicity, 2 denotes a CEF of order two), ING for independent non-Gaussian (in Jin and Syrgkanis [2023] maximum one Gaussian component allowed, the distributions need to be different; in Zimmermann et al. [2021], the L^α metric is such that $\alpha \geq 1, \alpha \neq 2$), *exg.* stands for exchangeability, AG for an anisotropic Gaussian on the hypersphere, $EnAG$ for an ensemble of such Gaussians, *inj.* for injectivity, *surj.* for surjectivity, C^2 for diffeomorphism; **SEM assumptions:** \mathbf{Z} stands for assumptions on the causal variables, g on the SEM, \mathcal{M} denotes the Markov assumption, \mathcal{F} faithfulness (or lack thereof), NP stands for non-parametric; **Interventional (variability) assumptions:** $\#$ denotes the number of nodes affected by the intervention, P/S denotes perfect or soft interventions, the *target* column whether the intervention targets are known, $|E|$ stands for the number of environments ($d = \dim \mathbf{Z}$), k is the order of the exponential family; **Identifiability ambiguities:** DAG denotes identifiability of the causal graph (\checkmark means the DAG is known; \checkmark 's come from the result of Reizinger et al. [2023]), h denotes identifiability up to elementwise (non-)linear transformations, \mathbf{D} denotes scaling, π permutations, c a constant shift, \mathbf{O} an orthogonal, $\{\mathbf{O}\}$ a block-orthogonal, \mathbf{A} an invertible matrix.

Method	Mixing		SEM		Interventions			Ident. Z					Ident. S					
	\mathbf{S}	f	\mathbf{Z}	g	$\#$	type	target	$ E $	DAG	h	\mathbf{D}	π	c	\mathbf{A}	h	\mathbf{D}	π	c
Guo et al. [2022]			\mathcal{F}	<i>exg.</i>	0				\checkmark									
Hyvarinen and Morioka [2016]	CEF	C^2			-	S	\times	$d+1$						\checkmark	\checkmark	\checkmark	\checkmark	\checkmark
Hyvarinen and Morioka [2016]	CEF ⁺	C^2			-	S	\times	$d+1$	\checkmark					\times	\checkmark	\checkmark	\checkmark	\checkmark
Hyvarinen et al. [2019]	$\perp^{\mathbf{u}}$	C^2			-	S	\times	$2d+1$	\checkmark					\times	\checkmark	\checkmark	\checkmark	\times
Hyvarinen et al. [2019]	CEF	C^2			-	S	\times	$dk+1$						\checkmark	\checkmark	\checkmark	\checkmark	\checkmark
Zimmermann et al. [2021]	vMF	C^2			d	S	\times	1						\mathbf{O}	\times	\times	\checkmark	\times
Zimmermann et al. [2021]	\mathbb{R}	C^2			d	S	\times	1						\checkmark	\times	\times	\checkmark	\checkmark
Zimmermann et al. [2021]	ING	C^2			d	S	\times	1	\checkmark					\times	\times	\checkmark	\checkmark	\times
Rusak et al. [2024]	AG	C^2			d	S	\times	1						$\{\mathbf{O}\}$	\times	\times	\checkmark	\times
Rusak et al. [2024]	EnAG	C^2			-	S	\times	$1 <$	\checkmark					\times	\times	\times	\checkmark	\times
Khemakhem et al. [2020a]	CEF ²	<i>inj.</i>			-	S	\times	$dk+1$	\checkmark					\times	\checkmark	\checkmark	\checkmark	\checkmark
Khemakhem et al. [2020b]	<i>exg.</i>	<i>surj.</i> ⁶			-	S	\times	$2d+1$						\checkmark	\times	\checkmark	\checkmark	\checkmark
Khemakhem et al. [2020b]	<i>exg.</i>	<i>surj.</i> ⁺			-	S	\times	$2d+1$	\checkmark					\times	\times	\checkmark	\checkmark	\checkmark
Khemakhem et al. [2020b]	<i>exg.</i>	<i>surj.</i> ²			-	S	\times	$2d+1$	\checkmark					\times	\times	\checkmark	\checkmark	\checkmark
Reizinger et al. [2023]									\checkmark					\times	\checkmark	\checkmark	\checkmark	\checkmark
Wendong et al. [2023]	\perp	C^2	\mathcal{M}		1	S	\checkmark	d	\checkmark	\checkmark	\checkmark	\times	\checkmark					
Wendong et al. [2023]	\perp	C^2	\mathcal{M}		1	P	\checkmark	d	\checkmark	\times	\checkmark	\times	\times					
von Kügelgen et al. [2023]	\perp	C^2	\mathcal{F}	NP	1	P	\times	$2d$	\checkmark	\checkmark	\checkmark	\checkmark	\checkmark					
Jin and Syrgkanis [2023]	ING	C^2	\mathcal{F}	lin	1	S	\times	d^2	\checkmark	\checkmark	\checkmark	\checkmark	\checkmark					
Jin and Syrgkanis [2023]	ING	C^2	\mathcal{F}	lin	-	S	\times	d	\checkmark	\checkmark	\checkmark	\checkmark	\checkmark					
Jin and Syrgkanis [2023]	\perp	C^2	\mathcal{F}	NP	1	S	\times	d	\checkmark	\checkmark	\checkmark	\checkmark	\checkmark					
Liu et al. [2024]	CEF ²	<i>inj.</i>	\mathcal{F}	ANM	1	P	\times	$2d+1$	\checkmark	\times	\checkmark	\times	\checkmark	\times	\times	\checkmark	\checkmark	\checkmark

⁶In ICE-BeeM [Khemakhem et al., 2020b], the assumption is on the feature extractor

E Acronyms

ANM Additive Noise Model

CD Causal Discovery

CdF Causal de Finetti

CRL Causal Representation Learning

DAG Directed Acyclic Graph

DGP data generating process

i.i.d. independent and identically distributed

ICA Independent Component Analysis

ICM Independent Causal Mechanisms

IEM Identifiable Exchangeable Mechanisms

LVM latent variable model

MSS Mechanism Shift Score

OOD out-of-distribution

RV random variable

SEM Structural Equation Model

SMS Sparse Mechanism Shift

TCL Time-Contrastive Learning

NeurIPS Paper Checklist

1. Claims

Question: Do the main claims made in the abstract and introduction accurately reflect the paper's contributions and scope?

Answer: [Yes]

Justification: We discuss our unified model (Fig. 1), and our theoretical claims in the main text (§ 3), our results in causal discovery in § 3.2, and in representation learning in § 3.3. We also provide more details and proofs in Appx. A.

Guidelines:

- The answer NA means that the abstract and introduction do not include the claims made in the paper.
- The abstract and/or introduction should clearly state the claims made, including the contributions made in the paper and important assumptions and limitations. A No or NA answer to this question will not be perceived well by the reviewers.
- The claims made should match theoretical and experimental results, and reflect how much the results can be expected to generalize to other settings.
- It is fine to include aspirational goals as motivation as long as it is clear that these goals are not attained by the paper.

2. Limitations

Question: Does the paper discuss the limitations of the work performed by the authors?

Answer: [Yes]

Justification: Our proposed unified framework, though helps establish a formal connection between the fields of causality and identifiable representation learning, is not universal. We address this limitation in § 5.

Guidelines:

- The answer NA means that the paper has no limitation while the answer No means that the paper has limitations, but those are not discussed in the paper.
- The authors are encouraged to create a separate "Limitations" section in their paper.
- The paper should point out any strong assumptions and how robust the results are to violations of these assumptions (e.g., independence assumptions, noiseless settings, model well-specification, asymptotic approximations only holding locally). The authors should reflect on how these assumptions might be violated in practice and what the implications would be.
- The authors should reflect on the scope of the claims made, e.g., if the approach was only tested on a few datasets or with a few runs. In general, empirical results often depend on implicit assumptions, which should be articulated.
- The authors should reflect on the factors that influence the performance of the approach. For example, a facial recognition algorithm may perform poorly when image resolution is low or images are taken in low lighting. Or a speech-to-text system might not be used reliably to provide closed captions for online lectures because it fails to handle technical jargon.
- The authors should discuss the computational efficiency of the proposed algorithms and how they scale with dataset size.
- If applicable, the authors should discuss possible limitations of their approach to address problems of privacy and fairness.
- While the authors might fear that complete honesty about limitations might be used by reviewers as grounds for rejection, a worse outcome might be that reviewers discover limitations that aren't acknowledged in the paper. The authors should use their best judgment and recognize that individual actions in favor of transparency play an important role in developing norms that preserve the integrity of the community. Reviewers will be specifically instructed to not penalize honesty concerning limitations.

3. Theory Assumptions and Proofs

Question: For each theoretical result, does the paper provide the full set of assumptions and a complete (and correct) proof?

Answer: [Yes]

Justification: We include all proofs and a detailed discussion of our assumption in Appx. A.

Guidelines:

- The answer NA means that the paper does not include theoretical results.

- All the theorems, formulas, and proofs in the paper should be numbered and cross-referenced.
- All assumptions should be clearly stated or referenced in the statement of any theorems.
- The proofs can either appear in the main paper or the supplemental material, but if they appear in the supplemental material, the authors are encouraged to provide a short proof sketch to provide intuition.
- Inversely, any informal proof provided in the core of the paper should be complemented by formal proofs provided in appendix or supplemental material.
- Theorems and Lemmas that the proof relies upon should be properly referenced.

4. Experimental Result Reproducibility

Question: Does the paper fully disclose all the information needed to reproduce the main experimental results of the paper to the extent that it affects the main claims and/or conclusions of the paper (regardless of whether the code and data are provided or not)?

Answer: [NA]

Justification: Our paper does not include experiments.

Guidelines:

- The answer NA means that the paper does not include experiments.
- If the paper includes experiments, a No answer to this question will not be perceived well by the reviewers: Making the paper reproducible is important, regardless of whether the code and data are provided or not.
- If the contribution is a dataset and/or model, the authors should describe the steps taken to make their results reproducible or verifiable.
- Depending on the contribution, reproducibility can be accomplished in various ways. For example, if the contribution is a novel architecture, describing the architecture fully might suffice, or if the contribution is a specific model and empirical evaluation, it may be necessary to either make it possible for others to replicate the model with the same dataset, or provide access to the model. In general, releasing code and data is often one good way to accomplish this, but reproducibility can also be provided via detailed instructions for how to replicate the results, access to a hosted model (e.g., in the case of a large language model), releasing of a model checkpoint, or other means that are appropriate to the research performed.
- While NeurIPS does not require releasing code, the conference does require all submissions to provide some reasonable avenue for reproducibility, which may depend on the nature of the contribution. For example
 - (a) If the contribution is primarily a new algorithm, the paper should make it clear how to reproduce that algorithm.
 - (b) If the contribution is primarily a new model architecture, the paper should describe the architecture clearly and fully.
 - (c) If the contribution is a new model (e.g., a large language model), then there should either be a way to access this model for reproducing the results or a way to reproduce the model (e.g., with an open-source dataset or instructions for how to construct the dataset).
 - (d) We recognize that reproducibility may be tricky in some cases, in which case authors are welcome to describe the particular way they provide for reproducibility. In the case of closed-source models, it may be that access to the model is limited in some way (e.g., to registered users), but it should be possible for other researchers to have some path to reproducing or verifying the results.

5. Open access to data and code

Question: Does the paper provide open access to the data and code, with sufficient instructions to faithfully reproduce the main experimental results, as described in supplemental material?

Answer: [NA]

Justification: Our paper does not include experiments requiring code

Guidelines:

- The answer NA means that paper does not include experiments requiring code.
- Please see the NeurIPS code and data submission guidelines (<https://nips.cc/public/guides/CodeSubmissionPolicy>) for more details.

- While we encourage the release of code and data, we understand that this might not be possible, so “No” is an acceptable answer. Papers cannot be rejected simply for not including code, unless this is central to the contribution (e.g., for a new open-source benchmark).
- The instructions should contain the exact command and environment needed to run to reproduce the results. See the NeurIPS code and data submission guidelines (<https://nips.cc/public/guides/CodeSubmissionPolicy>) for more details.
- The authors should provide instructions on data access and preparation, including how to access the raw data, preprocessed data, intermediate data, and generated data, etc.
- The authors should provide scripts to reproduce all experimental results for the new proposed method and baselines. If only a subset of experiments are reproducible, they should state which ones are omitted from the script and why.
- At submission time, to preserve anonymity, the authors should release anonymized versions (if applicable).
- Providing as much information as possible in supplemental material (appended to the paper) is recommended, but including URLs to data and code is permitted.

6. **Experimental Setting/Details**

Question: Does the paper specify all the training and test details (e.g., data splits, hyper-parameters, how they were chosen, type of optimizer, etc.) necessary to understand the results?

Answer: [NA]

Justification: Our paper does not include experiments.

Guidelines:

- The answer NA means that the paper does not include experiments.
- The experimental setting should be presented in the core of the paper to a level of detail that is necessary to appreciate the results and make sense of them.
- The full details can be provided either with the code, in appendix, or as supplemental material.

7. **Experiment Statistical Significance**

Question: Does the paper report error bars suitably and correctly defined or other appropriate information about the statistical significance of the experiments?

Answer: [NA]

Justification: Our paper does not include experiments

Guidelines:

- The answer NA means that the paper does not include experiments.
- The authors should answer "Yes" if the results are accompanied by error bars, confidence intervals, or statistical significance tests, at least for the experiments that support the main claims of the paper.
- The factors of variability that the error bars are capturing should be clearly stated (for example, train/test split, initialization, random drawing of some parameter, or overall run with given experimental conditions).
- The method for calculating the error bars should be explained (closed form formula, call to a library function, bootstrap, etc.)
- The assumptions made should be given (e.g., Normally distributed errors).
- It should be clear whether the error bar is the standard deviation or the standard error of the mean.
- It is OK to report 1-sigma error bars, but one should state it. The authors should preferably report a 2-sigma error bar than state that they have a 96% CI, if the hypothesis of Normality of errors is not verified.
- For asymmetric distributions, the authors should be careful not to show in tables or figures symmetric error bars that would yield results that are out of range (e.g. negative error rates).
- If error bars are reported in tables or plots, The authors should explain in the text how they were calculated and reference the corresponding figures or tables in the text.

8. **Experiments Compute Resources**

Question: For each experiment, does the paper provide sufficient information on the computer resources (type of compute workers, memory, time of execution) needed to reproduce the experiments?

Answer: [NA]

Justification: Our paper does not include experiments

Guidelines:

- The answer NA means that the paper does not include experiments.
- The paper should indicate the type of compute workers CPU or GPU, internal cluster, or cloud provider, including relevant memory and storage.
- The paper should provide the amount of compute required for each of the individual experimental runs as well as estimate the total compute.
- The paper should disclose whether the full research project required more compute than the experiments reported in the paper (e.g., preliminary or failed experiments that didn't make it into the paper).

9. Code Of Ethics

Question: Does the research conducted in the paper conform, in every respect, with the NeurIPS Code of Ethics <https://neurips.cc/public/EthicsGuidelines>?

Answer: [Yes]

Justification: Our paper aims to advance the field of Machine Learning. There are many potential societal consequences of our work, none of which, we feel, must be specifically highlighted here.

Guidelines:

- The answer NA means that the authors have not reviewed the NeurIPS Code of Ethics.
- If the authors answer No, they should explain the special circumstances that require a deviation from the Code of Ethics.
- The authors should make sure to preserve anonymity (e.g., if there is a special consideration due to laws or regulations in their jurisdiction).

10. Broader Impacts

Question: Does the paper discuss both potential positive societal impacts and negative societal impacts of the work performed?

Answer: [NA]

Justification: Our paper aims to advance the field of Machine Learning. There are many potential societal consequences of our work, none of which, we feel, must be specifically highlighted here.

Guidelines:

- The answer NA means that there is no societal impact of the work performed.
- If the authors answer NA or No, they should explain why their work has no societal impact or why the paper does not address societal impact.
- Examples of negative societal impacts include potential malicious or unintended uses (e.g., disinformation, generating fake profiles, surveillance), fairness considerations (e.g., deployment of technologies that could make decisions that unfairly impact specific groups), privacy considerations, and security considerations.
- The conference expects that many papers will be foundational research and not tied to particular applications, let alone deployments. However, if there is a direct path to any negative applications, the authors should point it out. For example, it is legitimate to point out that an improvement in the quality of generative models could be used to generate deepfakes for disinformation. On the other hand, it is not needed to point out that a generic algorithm for optimizing neural networks could enable people to train models that generate Deepfakes faster.
- The authors should consider possible harms that could arise when the technology is being used as intended and functioning correctly, harms that could arise when the technology is being used as intended but gives incorrect results, and harms following from (intentional or unintentional) misuse of the technology.
- If there are negative societal impacts, the authors could also discuss possible mitigation strategies (e.g., gated release of models, providing defenses in addition to attacks, mechanisms for monitoring misuse, mechanisms to monitor how a system learns from feedback over time, improving the efficiency and accessibility of ML).

11. Safeguards

Question: Does the paper describe safeguards that have been put in place for responsible release of data or models that have a high risk for misuse (e.g., pretrained language models, image generators, or scraped datasets)?

Answer: [NA]

Justification: Our paper proposes a theoretical framework, thus it poses no such risks.

Guidelines:

- The answer NA means that the paper poses no such risks.
- Released models that have a high risk for misuse or dual-use should be released with necessary safeguards to allow for controlled use of the model, for example by requiring that users adhere to usage guidelines or restrictions to access the model or implementing safety filters.
- Datasets that have been scraped from the Internet could pose safety risks. The authors should describe how they avoided releasing unsafe images.
- We recognize that providing effective safeguards is challenging, and many papers do not require this, but we encourage authors to take this into account and make a best faith effort.

12. Licenses for existing assets

Question: Are the creators or original owners of assets (e.g., code, data, models), used in the paper, properly credited and are the license and terms of use explicitly mentioned and properly respected?

Answer: [NA]

Justification: Our theoretical paper does not use existing assets

Guidelines:

- The answer NA means that the paper does not use existing assets.
- The authors should cite the original paper that produced the code package or dataset.
- The authors should state which version of the asset is used and, if possible, include a URL.
- The name of the license (e.g., CC-BY 4.0) should be included for each asset.
- For scraped data from a particular source (e.g., website), the copyright and terms of service of that source should be provided.
- If assets are released, the license, copyright information, and terms of use in the package should be provided. For popular datasets, paperswithcode.com/datasets has curated licenses for some datasets. Their licensing guide can help determine the license of a dataset.
- For existing datasets that are re-packaged, both the original license and the license of the derived asset (if it has changed) should be provided.
- If this information is not available online, the authors are encouraged to reach out to the asset's creators.

13. New Assets

Question: Are new assets introduced in the paper well documented and is the documentation provided alongside the assets?

Answer: [NA]

Justification: Our theoretical paper does not release new assets

Guidelines:

- The answer NA means that the paper does not release new assets.
- Researchers should communicate the details of the dataset/code/model as part of their submissions via structured templates. This includes details about training, license, limitations, etc.
- The paper should discuss whether and how consent was obtained from people whose asset is used.
- At submission time, remember to anonymize your assets (if applicable). You can either create an anonymized URL or include an anonymized zip file.

14. Crowdsourcing and Research with Human Subjects

Question: For crowdsourcing experiments and research with human subjects, does the paper include the full text of instructions given to participants and screenshots, if applicable, as well as details about compensation (if any)?

Answer: [NA]

Justification: Our paper does not involve crowdsourcing nor research with human subjects

Guidelines:

- The answer NA means that the paper does not involve crowdsourcing nor research with human subjects.
- Including this information in the supplemental material is fine, but if the main contribution of the paper involves human subjects, then as much detail as possible should be included in the main paper.

- According to the NeurIPS Code of Ethics, workers involved in data collection, curation, or other labor should be paid at least the minimum wage in the country of the data collector.

15. Institutional Review Board (IRB) Approvals or Equivalent for Research with Human Subjects

Question: Does the paper describe potential risks incurred by study participants, whether such risks were disclosed to the subjects, and whether Institutional Review Board (IRB) approvals (or an equivalent approval/review based on the requirements of your country or institution) were obtained?

Answer: [NA]

Justification: Our paper does not involve crowdsourcing nor research with human subjects
Guidelines:

- The answer NA means that the paper does not involve crowdsourcing nor research with human subjects.
- Depending on the country in which research is conducted, IRB approval (or equivalent) may be required for any human subjects research. If you obtained IRB approval, you should clearly state this in the paper.
- We recognize that the procedures for this may vary significantly between institutions and locations, and we expect authors to adhere to the NeurIPS Code of Ethics and the guidelines for their institution.
- For initial submissions, do not include any information that would break anonymity (if applicable), such as the institution conducting the review.