

Measuring Sample Importance in Data Pruning for Language Models based on Information Entropy

Minsang Kim

Korea University
Dept. of Computer Science and Engr.
South Korea
kmswin1@korea.ac.kr

Seungjun Baek

Korea University
Dept. of Computer Science and Engr.
South Korea
sjbaek@korea.ac.kr

Abstract

Compute-efficient training of language models has become an important issue. We consider data pruning for data-efficient training of LLMs. In this work, we consider a data pruning method based on information entropy. We propose that the samples in the training corpus be ranked in terms of their informativeness which we estimate through entropy functions. The key idea is that, less informative samples are likely to contain redundant information, and thus should be pruned first. We use the entropy functions based on the negative log-likelihood and the average inverse word frequency of a sample as a surrogate to measure its informativeness. Experiments reveal that the proposed information-based pruning can improve upon various language modeling and downstream tasks, and enhance the generalization capability of language models.

1 Introduction & Related work

Pretraining large language models (LLM) requires high computational costs due to their sizes and commensurately large datasets (Kaplan et al., 2020; Hoffmann et al., 2022). Recently, computationally efficient methods to train deep models based on *data pruning* have gained interest. Data pruning concerns deciding which samples are important for training, and removing unimportant samples from training datasets. (Sorscher et al., 2022) proposed that neural scaling law (Kaplan et al., 2020) may be overcome with data pruning. Their method uses distances between samples and their cluster centroids in the embedding space to measure the sample importance. (Tan et al., 2024) assessed the sample importance by measuring the change in empirical risk when the sample is removed from the training set.

The aforementioned works apply data pruning to labeled data for supervised learning or focus on visual understanding tasks. However, data pruning

for LLMs has been relatively underexplored. Text deduplication methods have been proposed (Raffel et al., 2020; Abbas et al., 2023) to remove redundant data based on semantic similarity. However, they do not quantify the importance of samples for data pruning. Recently, (Marion et al., 2023; Ankner et al., 2024) proposed data pruning methods based on perplexity. They used perplexity to measure the difficulty of predicting next token, and observed that removing easy samples from training datasets tends to improve performances. While this method is partly related to ours, we take a different approach based on information entropy which achieves higher data efficiency. Recently, connections between LLMs and data compression have been explored. (Ge et al., 2023) proposed In-Context Autoencoder for context compression. (Deletang et al., 2023) extensively studied the view of LLM as a model for data compression. The predictive power of LLMs can be used for an optimally efficient expression of data based on the prediction probability, to compress various types of multi-modal data.

In this paper, we take an information-entropic view on data pruning. The (information) entropy of text samples quantifies how many bits are required to efficiently describe, i.e., compress, the samples. We use entropy functions to measure how informative samples are, and prune uninformative samples from the dataset. We consider two metrics: firstly, the negative log-likelihood of samples which can be interpreted as the amount of information required to express the samples. Secondly, an entropy function based on the inverse frequency of words which quantifies the rarity or *surprisal* of individual words irrespective of their contexts. We propose to combine two metrics as a surrogate to measure the sample importance.

To implement the proposed pruning, we first train *data probe model* which is a small model trained with a subset of the corpus. Next, we prune

the dataset based on the negative log-likelihood estimates by the data probe model and the rarity of words based on mean inverse frequency. Finally, we train a target model with the pruned dataset. Experimental results demonstrate that, the proposed pruning can actually *improve* the model performance compared to both random and perplexity-based pruning. In some cases, the performances of generation and/or downstream tasks are maintained up to pruning 50% of the pretraining corpus. The key insight is that the proposed pruning based on sample information helps remove redundant or less helpful data, which enables compute-efficient training and enhances the generalization capability of language models.

2 Method

2.1 Measures of Sample Importance

We take an information theoretic view on data pruning for language models as follows. Let $p(\cdot)$ denote the true distribution of words from a corpus. Given a sample $W = (w_1, w_2, \dots, w_n)$ which is a sequence of words $\{w_i\}$, consider

$$H(W, p) = \frac{1}{n} \sum_{i=1}^n \log \frac{1}{p(w_i | w_{<i})} \quad (1)$$

$H(W, p)$ can be regarded as the minimum description length required to compress words in W . Indeed, the optimal compression based on entropy, e.g., arithmetic coding (Rissanen, 1976), uses approximately $\lceil \log_2 1/p(w_i | w_{<i}) \rceil$ bits to encode w_i given previous words. Thus, $H(W, p)$ represents the amount of information per word in passage W . $H(W, p)$ also represents the *surprisal* of sample W averaged over its words, where the surprisal refers to the amount of information or uncertainty in the information-theoretic context.

Consider a next-word predictor q , i.e., a language model (LM). The negative log-likelihood of W on model q is given by

$$H(W, q) = \frac{1}{n} \sum_{i=1}^n \log \frac{1}{q(w_i | w_{<i})} \quad (2)$$

From an information-theoretic view, (2) is the mean description length of words in W using sub-optimal distribution q . If we average $nH(W, q)$ over W , it is the *cross-entropy* or *log-loss* used for training the LM. Thus, training is equivalent to minimizing the description length of, i.e., compressing, the corpus data (Deletang et al., 2023). Thus, if q is

well-trained, (2) is close to (1), and the information content of W can be approximately measured by (2). In that case, H is likely to be large for samples with large surprisal, i.e., highly informative samples. By contrast, samples containing redundant or repetitive passages will be relatively easy to compress, and H is likely to be small. In this work, (2) is used as one of two measures of sample importance for data pruning.

Next, we consider additional measures of sample importance based on the word frequency. Consider distribution $f(w_1, \dots, w_n) = \prod_{i=1}^n \hat{f}(w_i)$ where $\hat{f}(w_i)$ denotes the (normalized) frequency of the occurrence of w_i in the corpus. Specifically, f is the likelihood of sample W assuming the words in W occur independently irrespective of their order as in, e.g., the Bag-of-Words model. The number of bits per word required to express W assuming such independence (albeit having suboptimal length) is

$$H(W, f) = \frac{1}{n} \log \frac{1}{f(w_1, \dots, w_n)} = \frac{1}{n} \sum_{i=1}^n \log \frac{1}{\hat{f}(w_i)}$$

$H(W, f)$ quantifies how rare the words in W are, i.e., $\log \hat{f}(w_i)^{-1}$ is the surprisal of w_i based on its rarity. As previously, averaging $nH(W, f)$ over W gives the cross-entropy between p and f . Unlike (2) which measures the surprisal of words conditional on previous context, $H(W, f)$ independently evaluates each word and emphasizes the importance of samples with rare terms. Indeed, samples containing infrequent words, e.g., technical or medical terms, can be useful for expanding the LLM’s knowledge.

Finally, the proposed heuristic for measuring sample importance of W with model q is

$$H(W, q) + H(W, f) \quad (3)$$

This captures the information content of W measured by autoregressive model q with additional emphasis on the rarity of words in the corpus. The first term of (3) quantifies the average surprisal in a context-dependent manner, while the second term does so in a context-free manner.

Another Interpretation. One can show that the *perplexity* of W , denoted by $\text{Perp}(W)$, is given by $e^{H(W, q)}$. Recent works (Marion et al., 2023; Ankner et al., 2024) showed that data pruning based solely on $\text{Perp}(W)$ can be effective. Those observations are consistent with our framework such that (2) can be used to sort out informative samples.

Meanwhile, the proposed measure in (3) implies that, the samples are ranked according to

$$e^{H(W,q)+H(W,\hat{q})} = \left(\prod_{i=1}^n f(w_i)^{-1} \right)^{\frac{1}{n}} \cdot \text{Perp}(W)$$

Thus, (3) can be viewed as *weighted perplexity* where the weight is the geometric mean of the inverse-frequency of words. In conclusion, sample importance (3) captures the perplexity of autoregressive estimation weighted by the additional surprisal: the inverse word frequency.

2.2 Pruning Method

Overview. We first train reference model q , called *data probe model*. The goal is to economically measure $H(\cdot, q)$ of the samples. Also, all the word/token frequencies are pre-computed for $H(\cdot, f)$. The samples with low $H(\cdot, q) + H(\cdot, f)$ are pruned from the dataset, and the pruned dataset is used for training the target LM.

Data probe model. To reduce computational costs, we train the data probe model q on a subsample of the pre-training corpus. Still, the subsample size should be sufficient so that $H(\cdot, q)$ provides a rough estimate of the sample information which is used as a relative measure for comparing sample importance. We heuristically determine the subsample size by hypothesizing that the model is sufficiently trained if the rate of decrease in the training loss saturates, similar to the early stopping method.

In our experiments, the subsample size is set to be about 12% of the training dataset: see Fig. 2 in appendix A.1. Later experiments show that the proposed level of training is sufficient for a good pruning performance.

Pruning. We will denote the training dataset by \mathcal{D} and the target pruning ratio by η . We first rank all the samples $W \in \mathcal{D}$ by $H(W, q) + H(W, f)$, and then prune bottom $\eta\%$ from \mathcal{D} . The pruned dataset is used for training the target LM.

3 Experiment

3.1 Experimental Settings

As a pretraining corpus, we use a subset of c4 (Rafael et al., 2020) via random sampling, which is a total of about 3 billion tokens from GPT-2 tokenizer (Radford et al., 2019). We use decoder-only transformers (Vaswani et al., 2017) as the language model. As the data probe model, we use a 125M-parameter model trained on about 0.3

Pruning %	Proposed	Perplexity	Random
0		90.23	
10	83.48	<u>89.32</u>	90.95
20	83.76	<u>86.88</u>	93.40
30	84.07	<u>87.09</u>	99.89
40	84.03	<u>84.19</u>	93.73
50	84.13	91.11	97.08
60	87.33	91.24	101.32
70	92.32	102.93	104.65
80	100.37	101.70	110.39
90	138.72	147.18	165.39

Table 1: Perplexity of GPT-125M per pruning ratio on One Billion Words corpus. **Bold** denotes the best performance for each pruning ratio, and the underline indicates better performances than no-pruning case.

Pruning %	Proposed	Perplexity	Random
0		52.23	
10	50.19	<u>50.59</u>	<u>51.56</u>
20	48.43	<u>51.71</u>	52.25
30	49.81	53.46	54.97
40	51.44	55.06	56.91
50	54.22	58.26	59.63
60	55.69	61.97	64.29
70	55.80	62.66	70.22
80	64.41	71.46	85.42
90	90.21	115.03	135.34

Table 2: Perplexity of GPT-125M per pruning ratio on wikitext-103 corpus. **Bold** denotes the best performance for each pruning ratio, and the underline indicates better performances than no-pruning case.

billion tokens randomly sampled from the total corpus. As the target model, we use both 125M- and 345M-parameter models. We evaluate the language modeling of target models on One billion words (Chelba et al., 2014) and wikitext-103 (Merrity et al., 2016) where the models are pre-trained on different datasets. The downstream tasks for the target models are evaluated using glue benchmark (Wang et al., 2018). Detailed hyperparameters are in Appendix A.4.

3.2 Language Modeling

We evaluate language modeling of target models using two test corpus. Table 1 shows the perplexity of each model per pruning ratio on One Billion Words corpus (Chelba et al., 2014). The proposed pruning significantly outperforms the random pruning. Surprisingly, the proposed pruning achieves *better* performance up to 60% pruning ratio as compared to the no-pruning case and outperforms perplexity-based and random data pruning in all pruning ratios by a large margin. We observe a similar trend with different corpus: Table 2 shows the perplex-

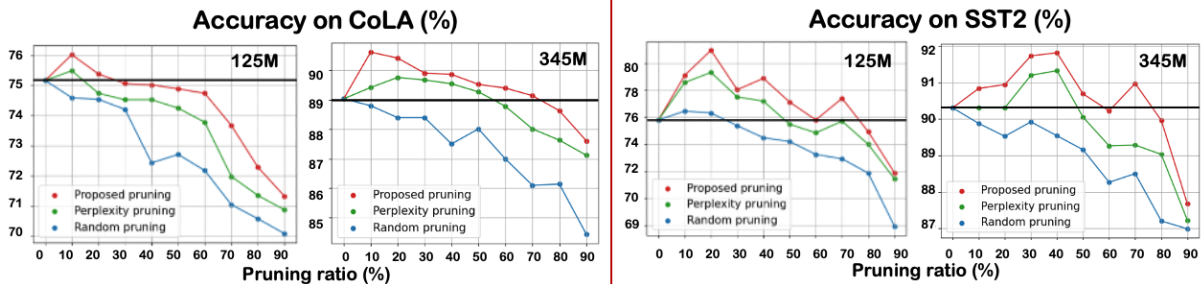


Figure 1: Left: Text classification results on CoLA. Right: Text similarity results on SST2. The black line indicates the performance without pruning.

ity results of language modeling on wikitext-103 corpus (Merity et al., 2016).

The results show that, our pruning can improve the generalization capability of the target model, which we provide the following as a possible explanation. Our pruning tends to remove samples that are less informative or contain highly redundant information. Such redundancy in the dataset may cause overfitting such samples similar to duplication, i.e., the model may get biased towards such information, hampering generalization. Thus, pruning based on estimates of the information content of samples may alleviate overfitting problems.

In addition, the proposed approach of combining informativeness and inverse word frequency to evaluate the sample importance seems effective. For similarly informative samples, i.e., samples with similar $H(\cdot, q)$, our pruning prioritizes samples containing infrequent terms, i.e., larger $H(\cdot, f)$. Table 1 shows comparisons with the pruning method based only on perplexity, e.g., (Marion et al., 2023; Ankner et al., 2024). The results show that our method has better generalization capabilities than perplexity-only pruning.

3.3 Downstream tasks

We finetune and evaluate each model in downstream tasks such as text classification and textual similarity tasks from glue (Wang et al., 2018). The left of Fig. 1 shows the text classification results on CoLA dataset, which compares the proposed method, perplexity pruning, and random pruning. The results show that, the accuracy of 125M trained with our data pruning is always above that of the perplexity and random pruning. Next, we scaled up the target model to 345M. Fig. 1 shows that the proposed data pruning method achieves significant performance gains over the other methods. Notably, the proposed pruning outperforms no-pruning case with almost up to 50% pruning ratio, i.e., pruning

helps improve the performance of language models.

The right of Fig. 1 illustrates the results of the textual similarity task on SST2 dataset for 125M and 345M models. For both models, while the performance continually drops with random pruning, the proposed method achieves similar or better accuracy than no-pruning case up to 50% pruning ratio. In particular, the proposed method obtains higher accuracy in all pruning ratios compared to the other pruning methods.

Overall, we make a similar observation to the pretraining case: the proposed pruning not only reduces the training cost of language models, but also *improves* the performance of downstream tasks. We conclude that pruning based on the combination of informativeness and word-frequency of samples can improve the generalization capabilities of the models on downstream tasks.

4 Conclusion

In this paper, we took an information-theoretic view of data pruning for training language models. The negative log-likelihood and the mean inverse word frequency were combined to measure the sample importance. Pruning based on the proposed importance enabled removing samples with redundant information, which not only reduces computational costs but also, surprisingly, enhances the generalization capability of language models. Such effectiveness of our pruning was observed and validated at experiments with various corpus and downstream tasks.

5 Limitations

Due to the nature of our work, we needed to train language models from scratch. Given the limited resources, our experiments were conducted for the models of size 125M and 345M param-

ters, and not for billion-scale models. Nevertheless, we showed that pruning by a smaller probe model (GPT-125M) improves the generalization performance of larger models (GPT-345M). In addition, the initial model and dataset sizes in our pruning experiments is set to be Chinchilla-optimal (Hoffmann et al., 2022). Assuming that such neural scaling laws for model and dataset sizes are used, the proposed pruning is expected to remain effective with up-scaling, i.e., for larger language models.

References

- Amro Kamal Mohamed Abbas, Kushal Tirumala, Daniel Simig, Surya Ganguli, and Ari S Morcos. 2023. Semdedup: Data-efficient learning at web-scale through semantic deduplication. In *ICLR 2023 Workshop on Mathematical and Empirical Understanding of Foundation Models*.
- Zachary Ankner, Cody Blakeney, Kartik Sreenivasan, Max Marion, Matthew L Leavitt, and Mansheej Paul. 2024. Perplexed by perplexity: Perplexity-based data pruning with small reference models. *arXiv preprint arXiv:2405.20541*.
- Ciprian Chelba, Tomas Mikolov, Mike Schuster, Qi Ge, Thorsten Brants, Phillipp Koehn, and Tony Robinson. 2014. One billion word benchmark for measuring progress in statistical language modeling. *Inter-speech 2014*.
- Gregoire Deletang, Anian Ruoss, Paul-Ambroise Duquenne, Elliot Catt, Tim Genewein, Christopher Mattern, Jordi Grau-Moya, Li Kevin Wenliang, Matthew Aitchison, Laurent Orseau, et al. 2023. Language modeling is compression. In *The Twelfth International Conference on Learning Representations*.
- Tao Ge, Hu Jing, Lei Wang, Xun Wang, Si-Qing Chen, and Furu Wei. 2023. In-context autoencoder for context compression in a large language model. In *The Twelfth International Conference on Learning Representations*.
- Jordan Hoffmann, Sebastian Borgeaud, Arthur Mensch, Elena Buchatskaya, Trevor Cai, Eliza Rutherford, Diego de Las Casas, Lisa Anne Hendricks, Johannes Welbl, Aidan Clark, et al. 2022. Training compute-optimal large language models. *arXiv preprint arXiv:2203.15556*.
- Jared Kaplan, Sam McCandlish, Tom Henighan, Tom B Brown, Benjamin Chess, Rewon Child, Scott Gray, Alec Radford, Jeffrey Wu, and Dario Amodei. 2020. Scaling laws for neural language models. *arXiv preprint arXiv:2001.08361*.
- Diederik P Kingma and Jimmy Ba. 2014. Adam: A method for stochastic optimization. *arXiv preprint arXiv:1412.6980*.
- Max Marion, Ahmet Üstün, Luiza Pozzobon, Alex Wang, Marzieh Fadaee, and Sara Hooker. 2023. When less is more: Investigating data pruning for pretraining llms at scale. *arXiv preprint arXiv:2309.04564*.
- Stephen Merity, Caiming Xiong, James Bradbury, and Richard Socher. 2016. Pointer sentinel mixture models. In *International Conference on Learning Representations*.
- Alec Radford, Jeffrey Wu, Rewon Child, David Luan, Dario Amodei, Ilya Sutskever, et al. 2019. Language models are unsupervised multitask learners. *OpenAI blog*, 1(8):9.
- Colin Raffel, Noam Shazeer, Adam Roberts, Katherine Lee, Sharan Narang, Michael Matena, Yanqi Zhou, Wei Li, and Peter J Liu. 2020. Exploring the limits of transfer learning with a unified text-to-text transformer. *Journal of machine learning research*, 21(140):1–67.
- Jorma J Rissanen. 1976. Generalized kraft inequality and arithmetic coding. *IBM Journal of research and development*, 20(3):198–203.
- Ben Sorscher, Robert Geirhos, Shashank Shekhar, Surya Ganguli, and Ari Morcos. 2022. Beyond neural scaling laws: beating power law scaling via data pruning. *Advances in Neural Information Processing Systems*, 35:19523–19536.
- Haoru Tan, Sitong Wu, Fei Du, Yukang Chen, Zhibin Wang, Fan Wang, and Xiaojuan Qi. 2024. Data pruning via moving-one-sample-out. *Advances in Neural Information Processing Systems*, 36.
- Ashish Vaswani, Noam Shazeer, Niki Parmar, Jakob Uszkoreit, Llion Jones, Aidan N Gomez, Łukasz Kaiser, and Illia Polosukhin. 2017. Attention is all you need. *Advances in neural information processing systems*, 30.
- Alex Wang, Amanpreet Singh, Julian Michael, Felix Hill, Omer Levy, and Samuel Bowman. 2018. Glue: A multi-task benchmark and analysis platform for natural language understanding. In *Proceedings of the 2018 EMNLP Workshop BlackboxNLP: Analyzing and Interpreting Neural Networks for NLP*, pages 353–355.

A Appendix

A.1 Loss curve of Data Probe Model

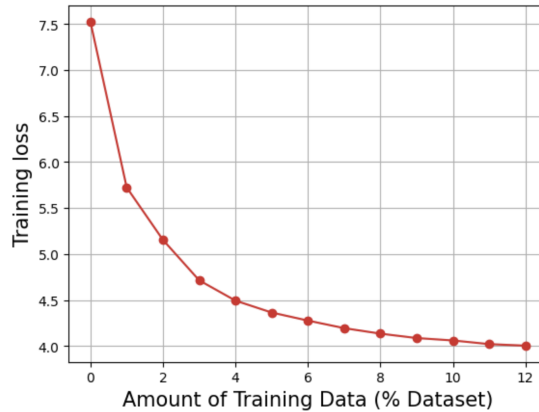


Figure 2: Loss curve of GPT-125M over 1 sweep of the training dataset. For data efficiency, we stopped training the probe model at the point where the decrease in loss saturates, i.e., at about 12% of the entire dataset.

Fig. 2 shows the loss curve of the data probe model. We stopped training at about 12% of the dataset for the probe model since training the entire corpus is not efficient in practice. We heuristically determine the subsample size by hypothesizing that the model is sufficiently trained if the rate of decrease in the training loss saturates, similar to the early stopping method.

A.2 Pretraining Loss

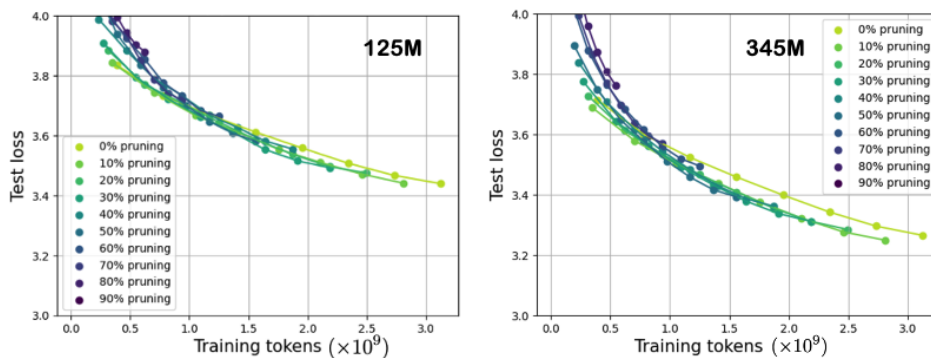


Figure 3: Left: Test loss of 125M GPT per training token. Right: Test loss of 345M GPT per training token.

We first experimented with various pruning ratios of low entropy samples of the same size (125M) as the target model. The left of Fig. 3 illustrates that applying data pruning models converges faster in test loss. Even, pruning 10% achieves lower test loss than training the entire data. This shows that low-entropy data is less helpful for training LLMs and pruning low-entropy samples can train LLMs compute-efficiently.

In addition, the Right of Fig 3 shows the test loss of the 345M target model during pretraining. Interestingly, pruning 10% achieves a *lower* and pruning 20% obtains a similar test loss, as compared to the no-pruning case. As we will see later, the lower loss indeed leads to improved performances in language modeling and downstream tasks with pruning.

A.3 Qualitative Analysis

Sample cases
<p>...</p> <p>What kind of experts are wondering about the new spacesuit? Who designed the new spacesuit? What will the spacesuit help astronauts deal with the call of? Where won't the new spacecraft be able to go to? ...</p>
<p>...</p> <p>GeneSigDB Published Gene Signatures PubMedIDs of publications reporting gene signatures containing SAMD12 from the GeneSigDB Published Gene Signatures dataset. GEO Signatures of Differentially Expressed Genes for Gene Perturbations gene perturbations changing expression of SAMD12 gene from the GEO Signatures of Differentially Expressed Genes for Gene Perturbations dataset.</p> <p>...</p>
<p>...</p> <p>ACE Inhibitors: Enhanced hypotensive effect when given with diuretics. A marked fall in blood pressure and deterioration in renal function may be seen when ACE inhibitors are added to furosemide therapy. The dose of furosemide should be reduced for at least three days, or the drug stopped, before initiating the ACE inhibitor or increasing the dose of an ACE inhibitor.</p> <p>Alpha-blockers: Enhanced hypotensive effect when diuretics are given with alpha-blockers, also increased risk of first dose hypotension with post-synaptic alpha-blockers such as prazosin.</p> <p>Analgesics: Diuretics can increase the risk of nephrotoxicity of NSAIDs, also antagonism of diuretic effect. Antagonism of diuretic effect (especially with indomethacin and ketorolac). Salicylic toxicity may be increased by furosemide.</p> <p>Angiotensin –II Receptor Antagonists: Enhanced hypotensive effect when diuretics given with angiotensin-II receptor antagonists.</p> <p>...</p>

Table 3: Samples of the mean word rarity is much larger than negative log-likelihood.

Table 3 shows the mean inverse word frequency is much larger than the negative log-likelihood of the data probe model. The cases show that the proposed method can measure high-importance scores by space, genetic, or medical terminologies. These samples show that our proposed method assigns a high importance score to rare word samples, even though language models measure a low perplexity.

A.4 Hyperparameters

Hyperparameter	Value
Model size	125M, 345M
Pretrain learning rate	5e-4
Pretrain Learning rate scheduler	Cosine
Pretrain warmup ratio	1%
Pretrain weight decay	0.1
Pretrain batch size	512
Sequence length	1024
Finetuning learning rate	2e-5
Finetuning weight decay	0.01
Finetuning batch size	32
Optimizer	Adam (Kingma and Ba, 2014)

Table 4: Detailed hyperparameters.