

# ME-IGM: Individual-Global-Max in Maximum Entropy Multi-Agent Reinforcement Learning

Wen-Tse Chen <sup>\*1</sup>, Yuxuan Li <sup>\*2</sup>, Shiyu Huang <sup>3</sup>, Jiayu Chen <sup>† 4</sup>, Jeff Schneider <sup>†1</sup>

<sup>1</sup> Carnegie Mellon University, <sup>2</sup> Zhejiang University, <sup>3</sup> XPeng Inc., <sup>4</sup> The University of Hong Kong  
wentsec@andrew.cmu.edu, yuxuanli1230@gmail.com, huangsy16@xiaopeng.com, jiayuc@hku.hk, jeff4@andrew.cmu.edu

## Abstract

Multi-agent credit assignment is a fundamental challenge for cooperative multi-agent reinforcement learning (MARL), where a team of agents learn from shared reward signals. The Individual-Global-Max (IGM) condition is a widely used principle for multi-agent credit assignment, requiring that the joint action determined by individual Q-functions maximizes the global Q-value. Meanwhile, the principle of maximum entropy has been leveraged to enhance exploration in MARL. However, we identify a critical limitation in existing maximum entropy MARL methods: a misalignment arises between local policies and the joint policy that maximizes the global Q-value, leading to violations of the IGM condition. To address this misalignment, we propose an order-preserving transformation. Building on it, we introduce ME-IGM, a novel maximum entropy MARL algorithm compatible with any credit assignment mechanism that satisfies the IGM condition while enjoying the benefits of maximum entropy exploration. We empirically evaluate two variants of ME-IGM: ME-QMIX and ME-QPLEX, in non-monotonic matrix games, and demonstrate their state-of-the-art performance across 17 scenarios in SMAC-v2 and Overcooked.

## 1 Introduction

Collaborative multi-agent tasks, where a team of agents works together to complete a task and receives joint rewards, are inherently challenging for reinforcement learning (RL) agents. This difficulty arises due to the absence of individual reward signals for each agent and the significantly higher exploration requirements compared to single-agent scenarios. The challenge is further exacerbated by the exponential growth of the joint action space as the number of agents increases. In this work, we propose leveraging maximum entropy RL to promote exploration and adopting the individual-global-max (IGM) credit assignment mechanism (Rashid et al. 2020) to effectively distribute joint rewards among the agents.

Maximum entropy RL (Levine 2018), recognized for promoting exploration (Haarnoja et al. 2018), smoothing the objective landscape (Ahmed et al. 2019), and improving robustness (Eysenbach and Levine 2021), has been extensively

applied in single-agent RL. However, as illustrated in Figure 1, naively extending maximum entropy RL to multi-agent settings under the centralized training and decentralized execution (CTDE) paradigm leads to uniform credit assignment, which limits the ability of multi-agent reinforcement learning (MARL) agents to learn from joint rewards.

On the other hand, numerous studies have explored the development of effective credit assignment mechanisms. Among them, the IGM condition has demonstrated strong empirical performance by aligning the maximum local Q-values with the maximum global Q-value. Previous works have primarily applied the IGM condition in deterministic policy settings, where policies are derived using the argmax of local Q-values. However, in maximum entropy MARL methods, stochastic local policies are learned, and misalignment can occur between local policies and the maximum global Q-values. **That is, selecting joint actions based on the highest logits of local policies does not necessarily lead to maximizing the global Q-value.** This limitation highlights a critical challenge in achieving effective credit assignment within the maximum entropy MARL framework. This challenge, as we will demonstrate, is not unique to IGM-based methods but also represents a broader obstacle for actor-critic-based maximum entropy MARL algorithms, such as FOP (Zhang et al. 2021), hindering their ability to achieve optimal coordination.

Our main contributions are summarized as follows:

- We are the first to identify and empirically demonstrate a critical issue of existing maximum entropy MARL methods: the misalignment between stochastic local policies and the maximum global Q-values.
- We introduce ME-IGM, the first CTDE maximum entropy MARL method that fully complies with the IGM condition. The core of ME-IGM is an order-preserving transformation (OPT), which maps local Q-values to policy logits while preserving their relative order. This ensures that selecting actions with the highest logits collectively leads to a joint action that maximizes the global Q-value. OPT can be seamlessly integrated into mainstream value decomposition MARL methods for a maximum entropy extension to enhance exploration. Additionally, we propose a theoretically grounded and straightforward objective for training these transformation operators.

<sup>\*</sup>Joint contributors to implementation and experiments

<sup>†</sup>Co-supervision

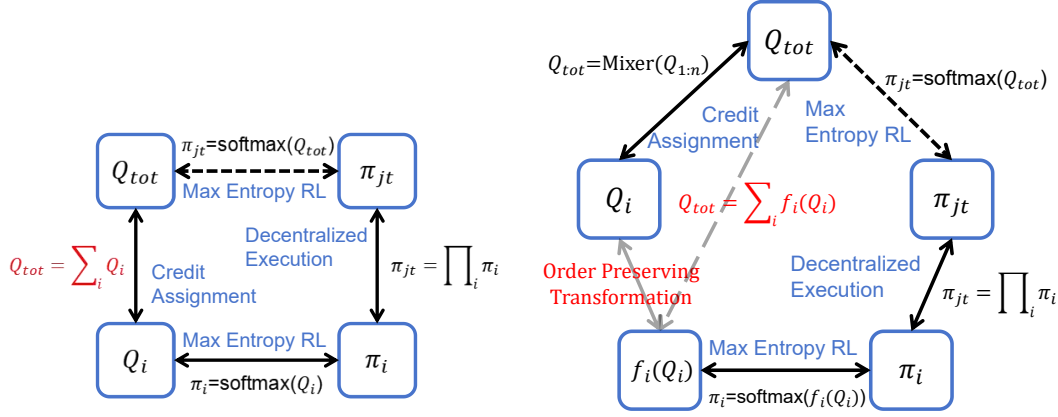


Figure 1: The figure illustrates the improvement of our approach compared to existing maximum entropy MARL methods. The left figure shows a straightforward approach to applying maximum entropy MARL in the CTDE context, where blue texts represent the desired objectives, and black texts indicate corresponding constraints. It reveals that existing maximum entropy MARL methods under the CTDE framework implicitly constrain the global Q-value to be the sum of local Q-values (as in VDN), significantly limiting the expressiveness of the critic network. The right figure depicts the improvements in ME-IGM. ME-IGM first applies any credit assignment mechanism that satisfies the IGM condition, such as QMIX and QPLEX, to obtain  $Q_i$  for each agent  $i$ . Given the meaningful order of local Q-values (for different actions), an order-preserving transformation  $f_i$  converts  $Q_i$  to  $f_i(Q_i)$  as the policy logits. This transformation is optimized using a loss function that minimizes the expected difference between  $\sum_i f_i(Q_i)$  and  $Q_{tot}$ , which guarantees monotonic policy improvement in maximum entropy MARL.

- We confirm the effectiveness of our algorithm through extensive evaluation on matrix games, SMAC-v2 (Ellis et al. 2022), and Overcooked (Carroll et al. 2019), where our method attains state-of-the-art results.

## 2 Background

### 2.1 Multi-Agent Reinforcement Learning

Cooperative MARL can be formalized as a Decentralized Partially Observable Markov Decision Process (Dec-POMDP) (Oliehoek and Amato 2016). Formally, a Dec-POMDP is represented as a tuple  $(\mathcal{A}, S, U, T, r, O, G, \gamma)$ , where  $\mathcal{A} \equiv \{1, \dots, n\}$  is the set of  $n$  agents.  $S$ ,  $U$ ,  $O$ , and  $\gamma$  are state space, action space, observation space, and discount factor, respectively.

During each discrete time step  $t$ , each agent  $i \in \mathcal{A}$  chooses an action  $u^i \in U$ , resulting in a collective joint action  $\mathbf{u} \in \mathbf{U} \equiv U^n$ . The function  $r(s, \mathbf{u})$  defines the immediate reward for all agents when the collective action  $\mathbf{u}$  is taken in the state  $s$ .  $\mathcal{P}(s, \mathbf{u}, s') : S \times \mathbf{U} \times S \rightarrow [0, \infty)$  is the state-transition function, which defines the probability density of the succeeding state  $s'$  after taking action  $\mathbf{u}$  in state  $s$ . In a Dec-POMDP, each agent receives only partial observations  $o \in O$  according to the observation function  $G(s, i) : S \times \mathcal{A} \rightarrow O$ . For simplicity, if a function depends on both  $o^i$  and  $s$ , we will disregard  $o^i$ . Each agent uses a policy  $\pi_i(u^i | o^i)$  to produce its action  $u^i$ . Note that the policy should be conditioned on the observation history  $o_{1:t}^i$ . For simplicity, we refer to  $o_{1:t}^i$  as  $o_t^i$  or  $o^i$  in the whole paper. The joint policy is denoted as  $\pi_{jt}$ .  $\rho_\pi(s_t, \mathbf{u}_t)$  is used to represent the state-action marginals of the trajectory distribution induced by a policy  $\pi$ .

### 2.2 Individual-Global-Max Condition

Individual-Global-Max (IGM) (Rashid et al. 2020) is a commonly used credit assignment method in value-decomposition-based cooperative MARL and is defined as follows:

**Definition 2.1. Individual-Global-Max (IGM)** For joint q-function  $Q_{tot}$ , if there exist individual q-functions  $[Q_i]_{i=1}^n$  such that the following holds:

$$\arg\max_{\mathbf{u}_t} Q_{tot}(\mathbf{u}_t, s_t) = \begin{pmatrix} \arg\max_{u_t^1} Q_1(u_t^1 | o_t^1) \\ \vdots \\ \arg\max_{u_t^n} Q_n(u_t^n | o_t^n) \end{pmatrix}. \quad (1)$$

Then, we say that  $[Q_i]_{i=1}^n$  satisfy **IGM** for  $Q_{tot}$  under  $s_t$ .

### 2.3 Related Works

**Multi-Agent Credit Assignment:** CTDE MARL primarily consists of two algorithmic branches: actor-critic methods (Lowe et al. 2017; Yu et al. 2022; Lin et al. 2023; Foerster et al. 2018; Kuba et al. 2021; Zhong et al. 2023) and value decomposition methods (Sunehag et al. 2017; Rashid et al. 2020; Wang et al. 2020). Actor-critic methods first learn a centralized critic network, and then distill local policies using losses like the KL divergence between local policies and the softmax of the global Q-value. On the other hand, value decomposition methods address the credit assignment problem by decomposing the global value function into multiple local value functions while satisfying the IGM condition. In particular, VDN (Sunehag et al. 2017) assumes that the global Q-function is the sum of local Q-functions. QMIX (Rashid et al. 2020) allows the mixing

function, which aggregates local Q-values into the global Q-value, to be any function with non-negative partial derivatives, i.e.,  $\frac{\partial Q_{tot}}{\partial Q_i} \geq 0, \forall i \in \mathcal{A}$ . QTRAN (Son et al. 2019) introduces an additional set of inequality constraints to construct its loss function. QPLEX (Wang et al. 2020) uses the dueling architecture to decompose the Q-function, achieving the same expressive power as QTRAN while being easier to optimize. Our method, ME-IGM, enhances the exploration capability of these MARL algorithms by leveraging the maximum entropy RL framework and is compatible with all the aforementioned value decomposition methods.

**Maximum Entropy MARL:** Maximum entropy RL is demonstrated to encourage exploration in single-agent RL (Haarnoja et al. 2018). Most maximum entropy MARL works utilize an actor-critic architecture, minimizing the KL divergence between the local actors and the softmax of the centralized critic (He et al. 2022; Guo and Wu 2022; Zhang et al. 2021). However, as demonstrated later, these methods cannot guarantee that the joint action (at each state) determined by local policies maximizes the global Q-value, thus violating the IGM condition. In this case, we propose a novel order preserving transformation to ensure that the IGM condition is met while employing maximum entropy MARL.

### 3 Misalignment Between Local Policies and the Maximum Global Q-Value

**The Misalignment Problem of Maximum Entropy MARL:** While the IGM condition defines the relationship between local Q-values and the global Q-value, what is often more important in practice is the alignment between local policies and the global Q-value. In other words, joint actions that maximize the global Q-value can be obtained by querying local policies. Previous work in maximum entropy MARL (Zhang et al. 2021; Guo and Wu 2022) often decompose the global Q-value into individual local Q-values to satisfy the IGM condition. These local Q-values are then used to guide the training of local stochastic policies. Compared with value decomposition methods such as QMIX, they train stochastic policy networks in addition to the Q-functions, which can potentially improve multi-agent exploration in complex environments. **However, while the value decomposition ensures alignment between global and local Q-values via the IGM condition, there is typically no explicit constraints imposed between the local policies and the local Q-values during the policy training phase. This lack of coupling often leads to misalignment during testing, where the local policies fail to consistently select joint actions that maximize the global Q-value, defeating the purpose of enforcing the IGM condition.** Consequently, the learned policies may struggle to achieve optimal global coordination during execution.

**Empirical Demonstration:** To analyze the performance gap caused by the misalignment between local policies and the maximum global Q-value, we evaluate the difference between the maximum global Q-value and the global Q-value selected by local policies in the SMAC-v2 *zerg 5vs5* scenario, using a state-of-the-art Maximum Entropy MARL algorithm (Zhang et al. 2021). Figure 2 shows the results, av-

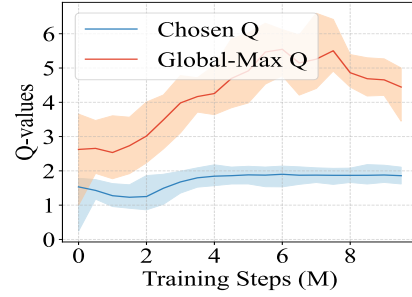


Figure 2: Illustration of misalignment between local policies and the maximum global Q-value. When naively combining the IGM condition with maximum entropy MARL, local policies often select suboptimal joint actions, leading to a lower Q-value, depicted by the blue curve. In contrast, the optimal joint action should achieve the global-max Q-value, shown as the orange curve.

eraged over five random seeds with standard deviations included. We can observe that there is a significant Q-value gap, emphasizing the potential for improvement by developing algorithms that enable the selection of joint actions with the highest global Q-value through local stochastic policies.

### 4 Order-Preserving Transformation

Here, we propose a novel order-preserving transformation (OPT) to solve the aforementioned misalignment problem between local policies and the maximum global Q-value.

#### 4.1 Formulation of OPT

OPT is used to map local Q-values to the logits of local policies while preserving their relative order. Formally, the OPT is defined as:

$$\text{OPT}(x, s) = W^2 \sigma(W^1 x + b^1) + b^2 \quad (2)$$

Here,  $W^1_{(d_1 \times 1)}$ ,  $W^2_{(1 \times d_1)}$ ,  $b^1_{(d_1 \times 1)}$ , and  $b^2_{(1 \times 1)}$  are generated by a hyper-network<sup>1</sup> which takes the global state  $s$  as input. Consider  $x$  as a local Q-value of dimension  $(1 \times d_2)$ , then  $W^1 x + b^1$  is a set of hidden variables of size  $(d_1 \times d_2)$ . Notably, when all entries in  $W^1$  are non-negative, the relative order of elements in  $x$  is preserved in each of the  $d_1$  hidden variables. Next, a nonlinear activation function  $\sigma$ , such as ELU (Clevert 2015), is applied, followed by another order-preserving linear transformation using  $W^2$  and  $b^2$ . Consequently, the final output,  $\text{OPT}(x, s)$ , maintains both the dimension and the relative order of the entries in the input  $x$ .

$\text{OPT}(x, s)$  is used as the logits of the local policy corresponding to the local Q-value  $x$ . Through aforementioned order-preserving design, each agent can select its action corresponding to the highest local policy logit, which is also the maximum point of its local Q-function. The local Q functions can be learned with any value decomposition methods satisfying the IGM condition, to ensure that the selected local actions collectively compose the optimal joint action that maximize the global Q-function. Thus, the proposed

<sup>1</sup>For details of the hyper-network, please refer to the Appendix.

OPT addresses the aforementioned misalignment issue commonly found in maximum entropy MARL.

## 4.2 Training Scheme of OPT

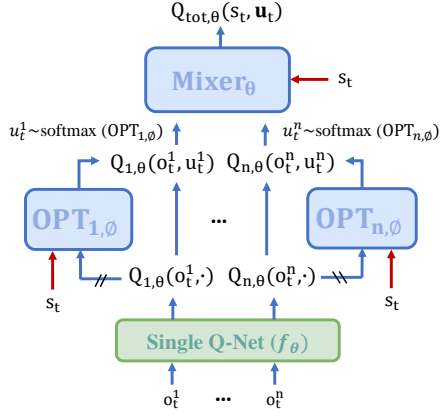


Figure 3: The overall pipeline of ME-IGM.

Here, we first formulate the ideal objective of Maximum Entropy MARL and its practical counterpart that admits an analytical-form solution. We then analyze the gap between these two objective functions, providing a theoretically sound objective design for Maximum Entropy MARL based on OPTs.

Maximum Entropy MARL trains the individual and global Q-functions as in value decomposition MARL methods, while training a policy network in a Maximum Entropy RL framework based on the global Q-values. Formally, the joint policy is trained as follows:

$$\min_{\pi'_{jt} \in \Pi} D_{KL} \left( \pi'_{jt}(\cdot | s_t) \left\| \frac{\exp(Q_{tot}^{\pi_{old}}(s_t, \cdot)/\alpha)}{Z^{\pi_{old}}(s_t)} \right\| \right), \quad (3)$$

where  $Z^{\pi_{old}}(s_t) = \sum_{\mathbf{u}} \exp(Q_{tot}^{\pi_{old}}(s_t, \mathbf{u})/\alpha)$  and  $\alpha$  is the temperature in the softmax distribution.

To simplify and decentralize the policy improvement process, we propose replacing  $Q_{tot}^{\pi_{old}}(s_t, \cdot)$  with  $\sum_i \text{OPT}_i(Q_i^{\pi_{old}}(o_t^i, \cdot), s_t)$ , which leads to:

$$\min_{\pi'_{jt} \in \Pi} D_{KL} \left( \pi'_{jt}(\cdot | s_t) \left\| \frac{\exp(\sum_i \frac{\text{OPT}_i(Q_i^{\pi_{old}}(o_t^i, \cdot), s_t)}{\alpha})}{Z'^{\pi_{old}}(s_t)} \right\| \right), \quad (4)$$

where  $Z'^{\pi_{old}}(s_t)$  is the normalization factor. The joint policy  $\pi'_{jt}$  is implemented as a set of independent local policies for decentralized execution, and we have the analytical solution for the local policy of agent  $i$  as:

$$\pi_i^{\text{new}}(a | o_t^i) \propto \exp(\text{OPT}_i(Q_i^{\pi_{old}}(o_t^i, a), s_t)/\alpha). \quad (5)$$

We can see that the policy is defined based on the local Q-value and utilizes the OPT to ensure that the relative order of policy logits aligns with the local Q-values.

**There is a gap between  $\sum_i \text{OPT}_i(Q_i^{\pi_{old}}(o_t^i, \cdot), s_t)$  and  $Q_{tot}^{\pi_{old}}(s_t, \cdot)$ .** Also, we find that the policy improvement using Equation (4) no longer guarantees a monotonic increase in the global Q-value, unlike the approach based on Equation (3). Specifically, we have the following theorem:

**Theorem 4.1.** Denote the policy before the policy improvement as  $\pi_{old}$  and the policy achieving the optimality of the improvement step as  $\pi_{new}$ . Updating the policy with Equation (3) ensures monotonic improvement in the global Q-value. That is,  $Q_{tot}^{\pi_{old}}(s_t, \mathbf{u}_t) \leq Q_{tot}^{\pi_{new}}(s_t, \mathbf{u}_t), \forall s_t, \mathbf{u}_t$ .

### Algorithm 1: ME-IGM

---

```

1: Input:  $\theta, \phi$ 
2: Initiate:  $\theta^- \leftarrow \theta, D \leftarrow \emptyset$ 
3: for each iteration do
4:   for each environment step do
5:     get  $\pi_i(u_t^i | o_t^i, s_t)$  via Eq. 10
6:      $u_t^i \sim \pi_i(u_t^i | o_t^i, s_t), \forall i \in \{1, \dots, n\}$ 
7:      $s_{t+1} \sim \mathcal{P}(s_t, \mathbf{u}_t, \cdot)$ 
8:      $D \leftarrow D \cup \{(s_t, \mathbf{u}_t, r(s_t, \mathbf{u}_t), s_{t+1})\}$ 
9:   end for
10:  for each gradient step do
11:    calculate  $\mathcal{T}_{\lambda}^{\pi_{jt}} Q_{tot}$  via Eq. 12
12:     $\theta \leftarrow \theta - \lambda_{\theta} \nabla_{\theta} L(\theta)$ 
13:     $\phi \leftarrow \phi - \lambda_{\phi} \nabla_{\phi} L(\phi)$ 
14:     $\omega \leftarrow \omega - \lambda_{\omega} \nabla_{\omega} L(\omega)$ 
15:     $\theta^- \leftarrow \tau \theta + (1 - \tau) \theta^-$ 
16:  end for
17: end for

```

---

In contrast, updating the policy with Equation (4) only ensures that  $Q_{tot}^{\pi_{old}}(s_t, \mathbf{u}_t) - \epsilon \leq Q_{tot}^{\pi_{new}}(s_t, \mathbf{u}_t), \forall s_t, \mathbf{u}_t$ . The gap  $\epsilon$  satisfies:

$$\epsilon \leq \frac{\gamma}{1 - \gamma} \mathbb{E}_{s_{t+1} \sim \mathcal{P}} [C \sqrt{2D_{KL}(\pi_{old}(\cdot | s_{t+1}) | \pi_{new}(\cdot | s_{t+1}))}] \quad (6)$$

where  $\gamma$  is the discount factor,  $\mathcal{P}(s_t, \mathbf{u}_t, \cdot)$  is the transition function and  $C = \max_{\mathbf{u}_{t+1}} \Delta_Q(s_{t+1}, \mathbf{u}_{t+1}) \triangleq |Q_{tot}^{\pi_{old}}(s_{t+1}, \mathbf{u}_{t+1}) - \sum_i \text{OPT}_i(Q_i^{\pi_{old}}(o_{t+1}^i, u_{t+1}^i), s_{t+1})|$ .

Proof is provided in the Appendix. This theorem implies that we must enforce  $\epsilon \leq 0$  to guarantee monotonic policy improvement when using Equation (4) as the objective. This motivates us to minimize the factor  $C$  and adopt the following objective to train the OPTs.

$$\min_{\text{OPT}_{1:n}} \mathbb{E}_{s, \mathbf{u} \sim \rho_{\pi_{jt}^{\text{new}}}} [\Delta_Q(s, \mathbf{u})^2], \quad (7)$$

$\pi_{jt}^{\text{new}} = (\pi_1^{\text{new}}, \dots, \pi_n^{\text{new}})$  and  $\pi_i^{\text{new}}$  is defined in Eq. (5).

## 5 The Overall Framework: ME-IGM

Figure 3 illustrates the framework of ME-IGM, which consists of three types of networks. Agents 1 to  $n$  share a network  $f_{\theta}$  for predicting local Q-values. The Mixer network, which aggregates local Q-values and manages the credit assignment among agents, is parameterized through its associated hyper-network as  $\text{Mixer}_{\theta^2}$ .  $[\text{OPT}_{i, \phi}]_{i=1}^n$  are  $n$  order-preserving transformations, and  $\text{OPT}_{i, \phi}(f_{\theta}(o_t^i), s_t)$  defines

<sup>2</sup>Our algorithm is compatible with any Mixer network design that satisfies the IGM condition. For instance, during evaluation, we utilize the Mixer networks of QMIX and QPLEX, leading to two variants of our algorithm: ME-QMIX and ME-QPLEX.

(a) Payoff Matrix			
	A	B	C
A	8	-12	-12
B	-12	0	0
C	-12	0	0

(b) Result of ME-QMIX (Ours)			
	1.	0.	0.
1.	8	-12	-14
0.	-8	-28	-30
0.	-10	-30	-32

(c) Result of FOP			
	.21	.39	.40
.21	8	-12	-12
.40	-12	0	0
.39	-12	0	0

(d) Result of QMIX			
	$\epsilon$	1-2 $\epsilon$	$\epsilon$
$\epsilon$	-8.5	-8.5	-8.5
1-2 $\epsilon$	-8.5	0.2	0.2
$\epsilon$	-8.5	0.2	0.2

Table 1: (a) presents the payoff matrix for a one-step matrix game involving two agents: the row player and the column player. Each agent has three possible actions:  $\{A, B, C\}$ . The rewards for each joint action are given in a  $3 \times 3$  matrix. This payoff structure is non-monotonic, as the optimal action for one player depends on the action chosen by its teammate. (b)–(d) illustrate the results of ME-QMIX, FOP, and QMIX, respectively. The first row and first column display the policies adopted by the row and column players after  $10k$  training steps. The  $3 \times 3$  matrix in the bottom right corner represents the global Q-function  $Q_{tot}$  learned by each algorithm. We can see that ME-QMIX is the only method that assigns the highest probability to selecting the optimal joint action, highlighting its effectiveness in overcoming the misalignment issue and achieving optimal coordination.  $\epsilon$  in (d) denotes the exploration rate used in  $\epsilon$ -greedy exploration.

a local stochastic policy for agent  $i$ . The update rules for these networks are described as follows.

ME-IGM optimizes two loss functions to update  $\theta$  and  $\phi$  separately.  $\text{Mixer}_\theta$  and  $f_\theta$  are trained by minimizing  $L(\theta)$ :

$$\mathbb{E}_{\tau_t} \left[ \frac{1}{2} \left( Q_{tot_\theta}(s_t, \mathbf{u}_t) - \hat{T}^{\pi_{jt}} Q_{tot}(s_t, \mathbf{u}_t) \right)^2 \right] \quad (8)$$

where  $\tau_t = \{o_{t:t+1}^{1:n}, u_{t:t+1}^{1:n}, s_{t:t+1}, r_t\}$ ,  $Q_{tot_\theta}(\mathbf{u}, s) = \text{Mixer}_\theta(f_\theta(o^1, u^1), \dots, f_\theta(o^n, u^n), s)$ , and the estimated Q-target  $\hat{T}^{\pi_{jt}} Q_{tot}(s_t, \mathbf{u}_t) = r_t + \gamma Q_{tot, \theta^-}(s_{t+1}, \mathbf{u}_{t+1})$ . As a common practice, we utilize a target Q network  $Q_{tot, \theta^-}$  to stabilize training, with  $\theta^-$  being the exponentially weighted moving average of  $\theta$ . Notably, local actions  $u_{t:t+1}^{1:n}$  are sampled from local stochastic policies  $\pi_i$  (as defined in Equation (10)) during roll-out, rather than selecting the argmax of local Q-functions. This offers two advantages: (1) the softmax policy function enhances exploration, and (2) incorporating state  $s$  in the sampling process allows for better utilization of global information during centralized training.

Further, to train  $[\text{OPT}_{i, \phi}]_{i=1}^n$ , we adopt a sample-based version of Equation (7), denoted as  $L(\phi)$ :

$$\mathbb{E}_{\tau_t} \left[ \left( \sum_{i=1}^n \text{OPT}_{i, \phi}(f_\theta(o_t^i, u_t^i), s_t) - Q_{tot, \theta}(s_t, \mathbf{u}_t) \right)^2 \right] \quad (9)$$

OPTs define the local policies for each agent as follows:

$$\pi_i(u^i | o^i, s) = \text{softmax}(\text{OPT}_{i, \phi}(f_\theta(o^i), s) / \alpha_\omega) \quad (10)$$

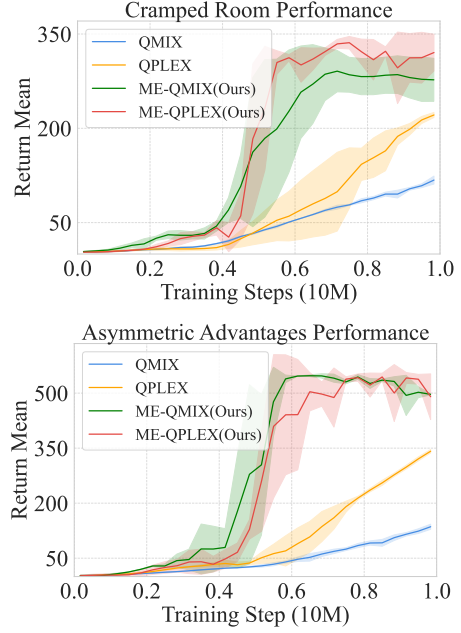


Figure 4: The mean return and standard deviation of QMIX, QPLEX, ME-QMIX, ME-QPLEX in Overcooked. It shows that ME-QMIX and ME-QPLEX achieve higher returns and exhibit faster convergence, compared to QMIX and QPLEX which do not adopt maximum entropy.

$\alpha_\omega$  is the temperature and, similar to Haarnoja et al. (2018), can be updated by minimizing the following loss function:

$$L(\omega) = \mathbb{E}_{\tau_t} [-\alpha_\omega \log \pi_{jt}(\mathbf{u}_t | s_t) - \alpha_\omega \bar{\mathcal{H}}], \quad (11)$$

where  $\bar{\mathcal{H}}$  is a predefined target entropy. Note that the local policies (i.e.,  $\pi_i$ ) are only used to collect training roll-outs  $\tau_t$ . During execution, we would select the argmax of  $f_\theta$ , which does not require any centralized information (e.g.,  $s$ ), since OPTs preserve the order of the input vectors. The pseudo code of ME-IGM algorithm is presented in Algorithm 1.

## 6 Experiments

In this section, we first evaluate our method on a classic matrix game, demonstrating its capability to learn a globally optimal policy despite the non-monotonic nature of the overall payoff matrix. Next, we compare our algorithm against a set of baselines on the SMAC-v2 and Overcooked benchmark, highlighting its state-of-the-art performance in cooperative MARL. Moreover, we conduct ablation studies to evaluate the benefits of entropy-driven exploration, assess the necessity of incorporating the order-preserving transformation, and analyze the impact of key hyperparameters.

### 6.1 Evaluation on Matrix Games

We first demonstrate the effectiveness of our algorithm in a classic one-step matrix game, shown as Table 1. It is a non-monotonic payoff matrix commonly used in previous studies (Son et al. 2019; Wang et al. 2020). We evaluate ME-QMIX, a variant of ME-IGM built upon QMIX, by comparing its performance against two state-of-the-art MARL



Task	Scenario	MARL						ME-IGM (Ours)		IL+MARL	
		MAPPO	IPPO	QMIX	QPLEX	HASAC	FOP	ME-QMIX	ME-QPLEX	IMAX-PPO	InQ
Protoss	5_vs_5	58.0	54.6	<u>70.2</u>	53.3	22.9	37.8	<b>75.9±3.0</b>	69.8±1.8	68.1	78.7
	10_vs_10	58.3	58.0	69.0	53.7	12.1	8.6	<u>78.5±2.7</u>	<b>78.7±3.4</b>	59.6	79.8
	10_vs_11	18.2	20.3	42.5	22.8	5.7	0.4	<b>50.4±2.9</b>	44.9±3.2	21.3	48.7
	20_vs_20	38.1	44.5	<u>69.7</u>	27.2	-	2.0	<b>73.9±3.0</b>	38.3±4.0	76.3	80.6
	20_vs_23	5.1	4.1	16.5	4.8	-	0.3	<b>23.4±1.0</b>	<u>18.7±1.3</u>	11.8	24.2
Terran	5_vs_5	52.0	56.2	58.4	70.0	37.9	57.1	<b>70.2±2.6</b>	<u>70.0±4.8</u>	53.3	69.9
	10_vs_10	58.1	57.3	65.8	66.1	20.4	15.8	<b>72.6±1.8</b>	<u>69.4±0.2</u>	58.4	72.2
	10_vs_11	28.6	31.0	39.4	41.4	9.1	7.5	<u>49.6±1.6</u>	<b>51.0±0.4</b>	28.4	53.9
	20_vs_20	52.8	49.6	<u>57.6</u>	23.9	-	0.2	<b>59.3±1.3</b>	45.1±7.2	35.9	65.4
	20_vs_23	11.2	10.0	<u>10.0</u>	7.0	-	0.0	<b>18.7±0.7</b>	17.4±2.9	4.7	17.7
Zerg	5_vs_5	41.0	37.2	37.2	47.8	29.1	35.2	50.8±4.6	<b>52±3.9</b>	48.6	55.0
	10_vs_10	39.1	<b>49.4</b>	40.8	41.6	17.9	8.0	<u>49.1±0.6</u>	42.9±1.8	50.6	57.6
	10_vs_11	31.2	26.0	28.0	31.1	14.0	1.5	32.6±1.7	<b>45.3±0.6</b>	<u>34.8</u>	41.5
	20_vs_20	31.9	31.2	30.4	15.8	-	0.2	<u>34.3±5.2</u>	<b>42.1±5.1</b>	26.7	43.3
	20_vs_23	<u>15.8</u>	8.3	10.1	6.7	-	0.2	<u>14.8±6.4</u>	<b>17.5±3.2</b>	8.2	21.3

Table 2: We record the average win rates of different algorithms on SMAC-v2. The results demonstrate that our method, ME-IGM, outperforms all previous baseline algorithms and achieves performance comparable to IL+MARL methods, despite not having access to expert opponent demonstrations or opponent modeling.

methods: QMIX (Rashid et al. 2020), a value decomposition MARL method, and FOP (Zhang et al. 2021), a Maximum Entropy MARL method. We are concerned with whether the joint action with the highest selection probability corresponds to the globally maximal Q value, ensuring optimal returns when executing a deterministic policy.

As shown in Table 1, QMIX suffers from high estimation error in payoff values of this non-monotonic game, due to its monotonicity constraints (as introduced in Section 2.3). Its deterministic policy converges to a suboptimal joint action (B, B) with a reward of 0. FOP, which employs a network architecture similar to QPLEX, is capable of accurately estimating value functions (i.e., the payoff). However, its policy tends to select suboptimal joint actions more frequently due to the misalignment between local policies and the maximum global Q-values, as discussed in Section 3. ME-QMIX exhibits smaller estimation errors for the payoff of optimal joint actions (which is our primary concern) while having larger errors for suboptimal ones. Crucially, the joint action with the maximum Q-value in ME-QMIX aligns with the true optimal joint action, and the local policy assigns the highest probability to selecting this optimal joint action, avoiding the misalignment issue through the use of OPTs.

## 6.2 Evaluation on Overcooked

To demonstrate the advantage of employing the principle of maximum entropy, we compare ME-IGM with two leading value decomposition MARL methods (which do not involve maximum entropy): QMIX and QPLEX, on the Overcooked benchmark (Carroll et al. 2019) – a widely used coordination-focused multi-agent environment. In particular, we evaluate them in two representative layouts: cramped room and asymmetric advantages. These scenarios pose distinct challenges, including close collaboration under spatial constraints and asymmetric advantages in task division, and require coordinated exploration. For each scenario, we

conduct repeated experiments with different random seeds to get the training curves of 10 million environment steps. As shown in Figure 4, ME-QMIX and ME-QPLEX exhibit significantly faster convergence and achieve higher performance levels in the early stages of training compared to their counterparts, QMIX and QPLEX.

## 6.3 Evaluation on SMAC-v2

We further conduct a comprehensive evaluation of ME-IGM on the SMACv2 (Ellis et al. 2022) benchmark across 15 scenarios, comparing its performance against 8 baselines. The results, as shown in Table 2, are obtained by training each algorithm on each scenario for 10 millions of environment steps. Each value in the table represents the average performance over three runs with different random seeds. ME-IGM outperforms the baseline algorithms across all scenarios by a significant margin. MAPPO and IPPO, as on-policy algorithms, have lower sampling efficiency, resulting in lower win rates within 10M environment steps. QMIX and QPLEX, lacking exploration, tend to converge to local optimum. HASAC (Liu et al. 2023) and FOP perform poorly across all scenarios. Surprisingly, ME-IGM achieves performance on par with (or even surpassing) IL+MARL methods, despite not relying on expert opponent demonstrations or opponent modeling. The results of MAPPO, IPPO, QMIX, QPLEX, IMAX-PPO, InQ are taken from (Bui, Mai, and Nguyen 2024). A detailed comparison with actor-critic baselines is presented in the Appendix.

## 6.4 Ablation Study

**Benefits of entropy-driven exploration:** To further demonstrate the benefits of using the maximum entropy framework for exploration, we compare ME-QMIX with a modified version of QMIX, which incorporates significantly higher exploration by applying an extended epsilon annealing period in the epsilon-greedy method, on Protoss 5v5. Figure 5 il-

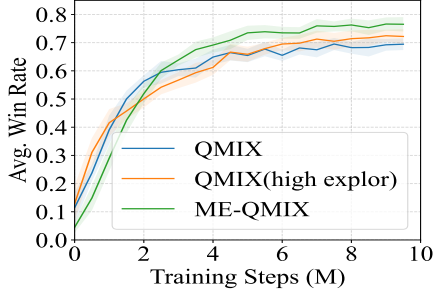


Figure 5: Comparison of exploration strategies in CTDE MARL: ME-QMIX with maximum entropy vs. QMIX with epsilon-greedy and extended epsilon annealing period.

	QMIX	+Entropy	+OPT
<b>Protoss 5vs5</b>	$0.68 \pm 0.04$	$0.73 \pm 0.05$	$0.74 \pm 0.04$
<b>Terran 5vs5</b>	$0.68 \pm 0.05$	$0.67 \pm 0.04$	$0.70 \pm 0.05$
<b>Zerg 5vs5</b>	$0.41 \pm 0.05$	$0.40 \pm 0.04$	$0.48 \pm 0.05$

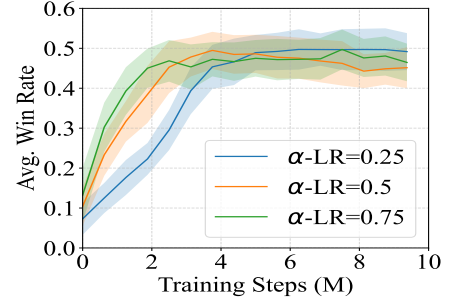
Table 3: Our algorithm (+OPT) vs. its two ablated versions: +Entropy, obtained by removing OPTs, and QMIX, obtained by further removing softmax local policies.

illustrates that simply increasing the epsilon annealing time for exploration does not improve QMIX’s performance. ME-QMIX achieves superior performance, with the systematic exploration enabled by the maximum entropy framework.

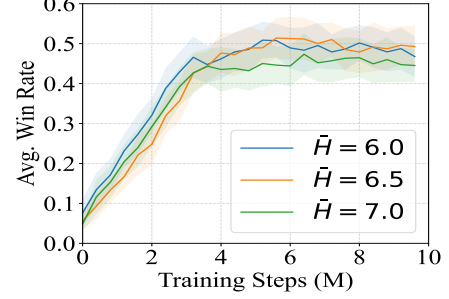
**The necessity of using OPTs:** In Table 3, we compare QMIX with its two variants: +Entropy and +OPT. Both variants learn local stochastic policies based on Q-functions trained with the QMIX objective. Specifically, +OPT corresponds to our proposed ME-IGM, while +Entropy removes the OPTs from ME-IGM (i.e., no OPTs in Equations (4), (9), and (10)). We test each algorithm on three SMAC-v2 scenarios across four random seeds, reporting the average win rate along with its standard deviation in the table. Without OPTs, +Entropy suffers from the misalignment problem discussed in Section 3 and fails to ensure monotonic policy improvement, as analyzed in Section 4.2, leading to a performance decline in two out of three scenarios. On the other hand, +OPT achieves a substantial performance improvement across all evaluated scenarios.

To further validate the design of the order-preserving transformation, we replace the OPT layers in ME-QMIX with a 3-layer MLP, which does not enforce non-negative weights, referring to this variant as ME-QMIX (MLP). As shown in Table 4, our method, ME-QMIX (OPT), consistently outperforms ME-QMIX (MLP) across three different SMAC-v2 scenarios. This underscores the importance of the order-preserving transformation (i.e., Eq. (2)) in resolving the misalignment between local policies and the maximum global Q-value, thereby enhancing overall performance.

**The impact of hyperparameters:** Compared to QMIX, ME-QMIX introduces two additional hyperparameters: the learning rate and the target entropy  $\bar{\mathcal{H}}$  for updating  $\alpha_\omega$  in Eq. (10). We set the other hyperparameters of ME-QMIX following the design choices of QMIX. To analyze the impact of these additional parameters, we conduct a parameter



(a) Impact of the learning rate for  $\alpha_\omega$



(b) Impact of the target entropy  $\bar{\mathcal{H}}$

Figure 6: The impact of different hyperparameters for training  $\alpha_\omega$  on the performance of ME-QMIX. (a) A lower learning rate for  $\alpha_\omega$  corresponds to increased exploration. (b) ME-QMIX’s performance is not sensitive to the choice of the target entropy  $\bar{\mathcal{H}}$  in Equation (10).

	ME-QMIX (MLP)	ME-QMIX (OPT)
<b>Protoss 5v5</b>	$0.58 \pm 0.03$	$0.74 \pm 0.04$
<b>Terran 5v5</b>	$0.61 \pm 0.04$	$0.70 \pm 0.05$
<b>Zerg 5v5</b>	$0.41 \pm 0.04$	$0.48 \pm 0.05$

Table 4: ME-QMIX (OPT) vs. its ablated version: ME-QMIX (MLP), where OPT is replaced with a 3-layer MLP.

scan on the learning rate of  $\alpha_\omega$  and the target entropy  $\bar{\mathcal{H}}$ . Figure 6a illustrates that the learning rate of  $\alpha_\omega$  influences the exploration level. A lower learning rate results in higher policy entropy at the beginning of training, promoting exploration. While this initially leads to weaker performance (e.g., the blue curve in Figure 6a), it eventually achieves higher returns. Furthermore, the results in Figure 6b suggest that the algorithm’s performance is not sensitive to the choice of the target entropy. Notably, in this study, we did not fine-tune configurations for each individual testing scenario. Please check the Appendix for the tables of hyperparameters.

## 7 Conclusion

In this paper, we introduce ME-IGM, a novel maximum entropy MARL approach that applies the CTDE framework and satisfies the IGM condition. We identify and address the misalignment problem between local policies and the maximum global Q-value (in maximum entropy MARL) by introducing an order-preserving transformation (OPT). We further propose a theoretically sound and straightforward ob-

jective for updating these transformation operators. Empirically, we demonstrate the effectiveness of ME-IGM on matrix games and its state-of-the-art performance on the challenging Overcooked and SMAC-v2 benchmarks. However, as a value-based method, ME-IGM is currently limited to tasks with discrete action spaces. In future work, we plan to extend its use to tasks involving continuous action spaces.

## Acknowledgment

This work was supported in part by the U.S. Army Futures Command under Contract No. W519TC-23-C-0030.

## References

- Ahmed, Z.; Le Roux, N.; Norouzi, M.; and Schuurmans, D. 2019. Understanding the impact of entropy on policy optimization. In *International conference on machine learning*, 151–160. PMLR.
- Bui, T. V.; Mai, T. A.; and Nguyen, T. H. 2024. Mimicking To Dominate: Imitation Learning Strategies for Success in Multiagent Games. In *The Thirty-eighth Annual Conference on Neural Information Processing Systems*.
- Carroll, M.; Shah, R.; Ho, M. K.; Griffiths, T.; Seshia, S.; Abbeel, P.; and Dragan, A. 2019. On the utility of learning about humans for human-ai coordination. *Advances in neural information processing systems*, 32.
- Clevert, D.-A. 2015. Fast and accurate deep network learning by exponential linear units (elus). *arXiv preprint arXiv:1511.07289*.
- Ellis, B.; Cook, J.; Moalla, S.; Samvelyan, M.; Sun, M.; Mahajan, A.; Foerster, J. N.; and Whiteson, S. 2022. Smacv2: An improved benchmark for cooperative multi-agent reinforcement learning. *arXiv preprint arXiv:2212.07489*.
- Eysenbach, B.; and Levine, S. 2021. Maximum entropy rl (provably) solves some robust rl problems. *arXiv preprint arXiv:2103.06257*.
- Foerster, J.; Farquhar, G.; Afouras, T.; Nardelli, N.; and Whiteson, S. 2018. Counterfactual multi-agent policy gradients. In *Proceedings of the AAAI conference on artificial intelligence*, volume 32.
- Guo, F.; and Wu, Z. 2022. Learning maximum entropy policies with QMIX in cooperative MARL. In *2022 IEEE 2nd International Conference on Electronic Technology, Communication and Information (ICETCI)*, 357–361. IEEE.
- Haarnoja, T.; Zhou, A.; Hartikainen, K.; Tucker, G.; Ha, S.; Tan, J.; Kumar, V.; Zhu, H.; Gupta, A.; Abbeel, P.; et al. 2018. Soft actor-critic algorithms and applications. *arXiv preprint arXiv:1812.05905*.
- He, Z.; Dong, L.; Song, C.; and Sun, C. 2022. Multiagent soft actor-critic based hybrid motion planner for mobile robots. *IEEE transactions on neural networks and learning systems*.
- Hu, J.; Jiang, S.; Harding, S. A.; Wu, H.; and Liao, S.-w. 2021. Rethinking the implementation tricks and monotonicity constraint in cooperative multi-agent reinforcement learning. *arXiv preprint arXiv:2102.03479*.
- Kim, T.; Oh, J.; Kim, N.; Cho, S.; and Yun, S.-Y. 2021. Comparing kullback-leibler divergence and mean squared error loss in knowledge distillation. *arXiv preprint arXiv:2105.08919*.
- Kuba, J. G.; Chen, R.; Wen, M.; Wen, Y.; Sun, F.; Wang, J.; and Yang, Y. 2021. Trust region policy optimisation in multi-agent reinforcement learning. *arXiv preprint arXiv:2109.11251*.
- Levine, S. 2018. Reinforcement learning and control as probabilistic inference: Tutorial and review. *arXiv preprint arXiv:1805.00909*.
- Lin, F.; Huang, S.; Pearce, T.; Chen, W.; and Tu, W.-W. 2023. Tizero: Mastering multi-agent football with curriculum learning and self-play. *arXiv preprint arXiv:2302.07515*.
- Liu, J.; Zhong, Y.; Hu, S.; Fu, H.; Fu, Q.; Chang, X.; and Yang, Y. 2023. Maximum Entropy Heterogeneous-Agent Mirror Learning. *arXiv preprint arXiv:2306.10715*.
- Lowe, R.; Wu, Y. I.; Tamar, A.; Harb, J.; Pieter Abbeel, O.; and Mordatch, I. 2017. Multi-agent actor-critic for mixed cooperative-competitive environments. *Advances in neural information processing systems*, 30.
- Oliehoek, F. A.; and Amato, C. 2016. *A concise introduction to decentralized POMDPs*. Springer.
- Pinsker, M. S. 1964. Information and information stability of random variables and processes. *Holden-Day*.
- Pu, Y.; Wang, S.; Yang, R.; Yao, X.; and Li, B. 2021. Decomposed soft actor-critic method for cooperative multi-agent reinforcement learning. *arXiv preprint arXiv:2104.06655*.
- Rashid, T.; Samvelyan, M.; De Witt, C. S.; Farquhar, G.; Foerster, J.; and Whiteson, S. 2020. Monotonic value function factorisation for deep multi-agent reinforcement learning. *The Journal of Machine Learning Research*, 21(1): 7234–7284.
- Son, K.; Kim, D.; Kang, W. J.; Hostallero, D. E.; and Yi, Y. 2019. Qtran: Learning to factorize with transformation for cooperative multi-agent reinforcement learning. In *International conference on machine learning*, 5887–5896. PMLR.
- Sunehag, P.; Lever, G.; Gruslys, A.; Czarnecki, W. M.; Zambaldi, V.; Jaderberg, M.; Lanctot, M.; Sonnerat, N.; Leibo, J. Z.; Tuyls, K.; et al. 2017. Value-decomposition networks for cooperative multi-agent learning. *arXiv preprint arXiv:1706.05296*.
- Wang, J.; Ren, Z.; Liu, T.; Yu, Y.; and Zhang, C. 2020. Qplex: Duplex dueling multi-agent q-learning. *arXiv preprint arXiv:2008.01062*.
- Yu, C.; Velu, A.; Vinitzky, E.; Gao, J.; Wang, Y.; Bayen, A.; and Wu, Y. 2022. The surprising effectiveness of ppo in cooperative multi-agent games. *Advances in Neural Information Processing Systems*, 35: 24611–24624.
- Zhang, T.; Li, Y.; Wang, C.; Xie, G.; and Lu, Z. 2021. Fop: Factorizing optimal joint policy of maximum-entropy multi-agent reinforcement learning. In *International Conference on Machine Learning*, 12491–12500. PMLR.



Zhong, Y.; Kuba, J. G.; Feng, X.; Hu, S.; Ji, J.; and Yang, Y. 2023. Heterogeneous-Agent Reinforcement Learning. arXiv:2304.09870.

Zhou, H.; Lan, T.; and Aggarwal, V. 2022. Pac: Assisted value factorization with counterfactual predictions in multi-agent reinforcement learning. *Advances in Neural Information Processing Systems*, 35: 15757–15769.

## A A. TD( $\lambda$ )

In this work we use TD( $\lambda$ ) to update the Q-value. In this paragraph, we will derive the expression of TD( $\lambda$ ) in the context of Maximum Entropy Reinforcement Learning. Specifically, we aim to demonstrate the derivation of the following equation:

$$\mathcal{T}_\lambda^{\pi_{jt}} Q_{tot}(s_t, \mathbf{u}_t) - Q_{tot}(s_t, \mathbf{u}_t) = \sum_{l=0}^{\infty} (\gamma\lambda)^l \delta_{t+l}^V \quad (12)$$

where  $\delta_t^V = -Q_{tot}(s_t, \mathbf{u}_t) + r_t + \gamma V_{tot}(s_{t+1})$ .

*Proof.* The one-step TD error can be expressed in the following form:

$$\begin{aligned} \delta_t^V &= -Q_{tot}(s_t, \mathbf{u}_t) + r_t + \gamma V_{tot}(s_{t+1}) \\ \delta_{t+1}^V &= -Q_{tot}(s_{t+1}, \mathbf{u}_{t+1}) + r_{t+1} + \gamma V_{tot}(s_{t+2}) \end{aligned} \quad (13)$$

Next, the k-step TD error can be represented in the following form:

$$\begin{aligned} \epsilon_t^{(1)} &:= -Q_{tot}(s_t, \mathbf{u}_t) + r_t + \gamma V_{tot}(s_{t+1}) = \delta_t^V \\ \epsilon_t^{(2)} &:= -Q_{tot}(s_t, \mathbf{u}_t) + r_t + \gamma r_{t+1} - \log \pi_{jt}(\mathbf{u}_{t+1}|s_{t+1}) + \gamma^2 V_{tot}(s_{t+1}) = \delta_t^V + \gamma \delta_{t+1}^V \\ \epsilon_t^{(k)} &= \sum_{l=0}^{k-1} \gamma^l \delta_{t+l}^V \end{aligned} \quad (14)$$

$$\begin{aligned} \epsilon_t^{td(\lambda)} &:= (1 - \lambda) \left( \epsilon_t^{(1)} + \lambda \epsilon_t^{(2)} + \lambda^2 \epsilon_t^{(3)} + \dots \right) \\ &= (1 - \lambda) \left( \delta_t^V + \lambda (\delta_t^V + \gamma \delta_{t+1}^V) + \lambda^2 (\delta_t^V + \gamma \delta_{t+1}^V + \gamma^2 \delta_{t+2}^V) + \dots \right) \\ &= (1 - \lambda) \left( \delta_t^V (1 + \lambda + \lambda^2 + \dots) + \gamma \delta_{t+1}^V (\lambda + \lambda^2 + \dots) + \gamma^2 \delta_{t+2}^V (\lambda^2 + \lambda^3 + \lambda^4 + \dots) + \dots \right) \\ &= (1 - \lambda) \left( \delta_t^V \left( \frac{1}{1 - \lambda} \right) + \gamma \delta_{t+1}^V \left( \frac{\lambda}{1 - \lambda} \right) + \dots \right) \\ &= \sum_{l=0}^{\infty} (\gamma\lambda)^l \delta_{t+l}^V \end{aligned} \quad (15)$$

□

It is important to note that when computing the TD lambda error in the context of a reverse view and maximum entropy reinforcement learning, it is necessary to subtract the  $\log(\pi)$  term from the  $t + 1$  step's return as well as subtract  $\log(\pi)$  from  $Q_{t+1}$  in order to obtain results consistent with Equation 15.

## B B. Proof of Theorem 4.1

**Lemma B.1** (Joint Soft Policy Improvement). *Suppose  $\pi_{jt}^{old} \in \Pi$  and consider  $\pi_{jt}^{new}$  to be the solution to Equation 3. Then  $Q^{\pi_{jt}^{new}}(s_t, \mathbf{u}_t) \geq Q^{\pi_{jt}^{old}}(s_t, \mathbf{u}_t)$  for all  $(s_t, \mathbf{u}_t) \in S \times \mathbf{U}$  with  $|\mathbf{U}| < \infty$ .*

*Proof.* Let  $\pi_{jt}^{old} \in \Pi$  and let  $Q^{\pi_{jt}^{old}}$  and  $V^{\pi_{jt}^{old}}$  be the corresponding soft state-action value and soft state value. The update rule of  $\pi_{new}$  can be defined as:

$$\begin{aligned}\pi_{new}(\cdot | s_t) &= \arg \min_{\pi' \in \Pi} D_{KL} \left( \pi'(\cdot) \parallel \exp(Q^{\pi_{jt}^{old}}(s_t, \cdot)) - \log Z^{\pi_{jt}^{old}}(s_t) \right) \\ &= \arg \min_{\pi' \in \Pi} J_{\pi_{jt}^{old}}(\pi'(\cdot | s_t)),\end{aligned}\tag{16}$$

where  $Z^{\pi_{jt}^{old}}(s_t)$  is the normalization term.

Since we can always choose  $\pi_{new} = \pi_{old} \in \Pi$ , the following inequality always hold true:  $J_{\pi_{jt}^{old}}(\pi_{new}(\cdot | s_t)) \leq J_{\pi_{jt}^{old}}(\pi_{jt}^{old}(\cdot | s_t))$ . Hence

$$\begin{aligned}\mathbb{E}_{\mathbf{u}_t \sim \pi_{jt}^{new}} \left[ \log(\pi_{jt}^{new}(\mathbf{u}_t | s_t)) - Q^{\pi_{jt}^{old}}(s_t, \mathbf{u}_t) + \log Z^{\pi_{jt}^{old}}(s_t) \right] \\ \leq \mathbb{E}_{\pi_{jt}^{old}} \left[ \log(\pi_{jt}^{old}(\mathbf{u}_t | s_t)) - Q^{\pi_{jt}^{old}}(s_t, \mathbf{u}_t) + \log Z^{\pi_{jt}^{old}}(s_t) \right],\end{aligned}\tag{17}$$

and the inequality reduces to the following form since partition function  $Z^{\pi_{jt}^{old}}$  depends only on the state,

$$\mathbb{E}_{\mathbf{u}_t \sim \pi_{jt}^{new}} \left[ Q^{\pi_{jt}^{old}}(s_t, \mathbf{u}_t) - \log \pi_{jt}^{new}(\mathbf{u}_t | s_t) \right] \geq V^{\pi_{jt}^{old}}(s_t).\tag{18}$$

Next, consider the soft Bellman equation:

$$\begin{aligned}Q^{\pi_{jt}^{old}}(s_t, \mathbf{u}_t) &= r(s_t, \mathbf{u}_t) + \gamma \mathbb{E}_{s_{t+1} \sim p} \left[ V^{\pi_{jt}^{old}}(s_{t+1}) \right] \\ &\leq r(s_t, \mathbf{u}_t) + \gamma \mathbb{E}_{s_{t+1} \sim p} \left[ \mathbb{E}_{\mathbf{u}_{t+1} \sim \pi_{jt}^{new}} \left[ Q^{\pi_{jt}^{old}}(s_{t+1}, \mathbf{u}_{t+1}) - \log \pi_{jt}^{new}(\mathbf{u}_{t+1} | s_{t+1}) \right] \right] \\ &\vdots \\ &\leq Q^{\pi_{jt}^{new}}(s_t, \mathbf{u}_t),\end{aligned}\tag{19}$$

where we can repeatedly expand  $Q^{\pi_{jt}^{old}}$  on the RHS by applying the soft Bellman equation, progressing from the second line to the final one. □

**Theorem B.2.** *Denote the policy before the policy improvement as  $\pi_{old}$  and the policy achieving the optimality of the improvement step as  $\pi_{new}$ . Updating the policy with Equation (4) ensures that  $Q_{tot}^{\pi_{old}}(s_t, \mathbf{u}_t) - \epsilon \leq Q_{tot}^{\pi_{new}}(s_t, \mathbf{u}_t), \forall s_t, \mathbf{u}_t$ . The gap  $\epsilon$  satisfies:*

$$\epsilon \leq \frac{\gamma}{1-\gamma} \mathbb{E}_{s_{t+1} \sim \mathcal{P}} \left[ C \sqrt{2D_{KL}(\pi_{old}(\cdot | s_{t+1}) | \pi_{new}(\cdot | s_{t+1}))} \right]\tag{20}$$

where  $\mathcal{P}(s_t, \mathbf{u}_t, \cdot)$  is the transition function and  $C = \max_{\mathbf{u}_{t+1}} \Delta_Q(s_{t+1}, \mathbf{u}_{t+1}) = \max_{\mathbf{u}_{t+1}} |Q_{tot}^{\pi_{old}}(s_{t+1}, \mathbf{u}_{t+1}) - \sum_i OPT_i(Q_i^{\pi_{old}}(o_{t+1}^i, u_{t+1}^i))|$ .

*Proof.* We define the value function as  $V^{\pi_{jt}^{new}}(s) = \mathbb{E}_{\mathbf{u}_{t+1} \sim \pi_{jt}^{new}} \left[ \sum_i OPT_i(Q_i^{\pi_{jt}^{new}}(o_{t+1}^i, u_{t+1}^i)) - \log \pi_{jt}^{new}(\mathbf{u}_{t+1} | s_{t+1}) \right]$ . Then, similar to Equation 18, during policy improvement step, we have:

$$\mathbb{E}_{\mathbf{u}_t \sim \pi_{jt}^{new}} \left[ \sum_i OPT_i(Q_i^{\pi_{jt}^{old}}(o_t^i, u_t^i)) - \log \pi_{jt}^{new}(\mathbf{u}_t | s_t) \right] \geq V^{\pi_{jt}^{old}}(s_t).\tag{21}$$

By expanding the soft Bellman equation, we have:

$$\begin{aligned}
Q_{tot}^{\pi_{jt}^{\text{old}}}(s_t, \mathbf{u}_t) &= r(s_t, \mathbf{u}_t) + \gamma \mathbb{E}_{s_{t+1} \sim p} \left[ V_{tot}^{\pi_{jt}^{\text{old}}}(s_{t+1}) \right] \\
&= r(s_t, \mathbf{u}_t) + \gamma (\mathbb{E}_{s_{t+1} \sim p} [V_{tot}^{\pi_{jt}^{\text{old}}}(s_{t+1})] + \epsilon_1) \\
&\leq r(s_t, \mathbf{u}_t) + \gamma \mathbb{E}_{s_{t+1}} [\mathbb{E}_{\mathbf{u}_{t+1} \sim \pi_{jt}^{\text{new}}} [\sum_i \text{OPT}_i(Q_i^{\pi_{jt}^{\text{old}}}(o_{t+1}^i, u_{t+1}^i)) - \log \pi_{jt}^{\text{new}}(\mathbf{u}_{t+1} | s_{t+1})]]] + \gamma \epsilon_1 \\
&= r(s_t, \mathbf{u}_t) + \gamma \mathbb{E}_{s_{t+1}} [\mathbb{E}_{\mathbf{u}_{t+1} \sim \pi_{jt}^{\text{new}}} [Q_{tot}^{\pi_{jt}^{\text{old}}}(s_{t+1}, \mathbf{u}_{t+1}) - \log \pi_{jt}^{\text{new}}(\mathbf{u}_{t+1} | s_{t+1})]]] + \gamma(\epsilon_1 + \epsilon_2) \\
&\vdots \\
&\leq Q_{tot}^{\pi_{jt}^{\text{new}}}(s_t, \mathbf{u}_t) + \epsilon,
\end{aligned} \tag{22}$$

where  $p$  is the transition function  $\mathcal{P}(s_t, a_t, \cdot)$ , and  $\epsilon$  is the cumulative sum of  $\epsilon_1$  and  $\epsilon_2$  over time.  $\epsilon_1$  and  $\epsilon_2$  are defined as follows:

$$\begin{aligned}
\epsilon_1 &= \mathbb{E}_{s_{t+1} \sim p} \left[ V_{tot}^{\pi_{jt}^{\text{old}}}(s_{t+1}) - V_{tot}^{\pi_{jt}^{\text{old}}}(s_{t+1}) \right] \\
\epsilon_2 &= \mathbb{E}_{s_{t+1} \sim p} [\mathbb{E}_{\mathbf{u}_{t+1} \sim \pi_{jt}^{\text{new}}} [\sum_i \text{OPT}_i(Q_i^{\pi_{jt}^{\text{old}}}(o_{t+1}^i, u_{t+1}^i)) - Q_{tot}^{\pi_{jt}^{\text{old}}}(s_{t+1}, \mathbf{u}_{t+1})]]]
\end{aligned} \tag{23}$$

Then, we have:

$$\begin{aligned}
\epsilon_1 + \epsilon_2 &= \mathbb{E}_{s_{t+1} \sim p} \left[ V_{tot}^{\pi_{jt}^{\text{old}}}(s_{t+1}) - V_{tot}^{\pi_{jt}^{\text{old}}}(s_{t+1}) \right] \\
&\quad + \mathbb{E}_{s_{t+1} \sim p} [\mathbb{E}_{\mathbf{u}_{t+1} \sim \pi_{jt}^{\text{new}}} [\sum_i \text{OPT}_i(Q_i^{\pi_{jt}^{\text{old}}}(o_{t+1}^i, u_{t+1}^i)) - Q_{tot}^{\pi_{jt}^{\text{old}}}(s_{t+1}, \mathbf{u}_{t+1})]]] \\
&= \mathbb{E}_{s_{t+1} \sim p} \left[ \mathbb{E}_{\mathbf{u}_{t+1} \sim \pi_{jt}^{\text{old}}} [Q_{tot}^{\pi_{jt}^{\text{old}}}(s_{t+1}, \mathbf{u}_{t+1}) - \sum_i \text{OPT}_i(Q_i^{\pi_{jt}^{\text{old}}}(o_{t+1}^i, u_{t+1}^i))] \right] \\
&\quad + \mathbb{E}_{s_{t+1} \sim p} [\mathbb{E}_{\mathbf{u}_{t+1} \sim \pi_{jt}^{\text{new}}} [\sum_i \text{OPT}_i(Q_i^{\pi_{jt}^{\text{old}}}(o_{t+1}^i, u_{t+1}^i)) - Q_{tot}^{\pi_{jt}^{\text{old}}}(s_{t+1}, \mathbf{u}_{t+1})]]] \\
&= \mathbb{E}_{s_{t+1} \sim p} \left[ \sum_{\mathbf{u}_{t+1}} (\pi_{jt}^{\text{old}}(\mathbf{u}_{t+1} | s_{t+1}) - \pi_{jt}^{\text{new}}(\mathbf{u}_{t+1} | s_{t+1})) (Q_{tot}^{\pi_{jt}^{\text{old}}}(s_{t+1}, \mathbf{u}_{t+1}) - \sum_i \text{OPT}_i(Q_i^{\pi_{jt}^{\text{old}}}(o_{t+1}^i, u_{t+1}^i))) \right] \\
&\leq \mathbb{E}_{s_{t+1} \sim p} \left[ \sum_{\mathbf{u}_{t+1}} |\pi_{jt}^{\text{old}}(\mathbf{u}_{t+1} | s_{t+1}) - \pi_{jt}^{\text{new}}(\mathbf{u}_{t+1} | s_{t+1})| |Q_{tot}^{\pi_{jt}^{\text{old}}}(s_{t+1}, \mathbf{u}_{t+1}) - \sum_i \text{OPT}_i(Q_i^{\pi_{jt}^{\text{old}}}(o_{t+1}^i, u_{t+1}^i))| \right] \\
&\leq \mathbb{E}_{s_{t+1} \sim p} \left[ C \cdot \sum_{\mathbf{u}_{t+1}} |\pi_{jt}^{\text{old}}(\mathbf{u}_{t+1} | s_{t+1}) - \pi_{jt}^{\text{new}}(\mathbf{u}_{t+1} | s_{t+1})| \right],
\end{aligned} \tag{24}$$

where  $C = \max_{\mathbf{u}_{t+1}} |Q_{tot}^{\pi_{jt}^{\text{old}}}(s_{t+1}, \mathbf{u}_{t+1}) - \sum_i \text{OPT}_i(Q_i^{\pi_{jt}^{\text{old}}}(o_{t+1}^i, u_{t+1}^i))|$ . Due to the Pinsker's inequality (Pinsker 1964), we have:

$$\begin{aligned}
\epsilon &\leq \frac{\gamma}{1-\gamma} |\epsilon_1 + \epsilon_2| \leq \frac{\gamma}{1-\gamma} \mathbb{E}_{s_{t+1} \sim p} \left[ C \cdot \sum_{\mathbf{u}_{t+1}} |\pi_{jt}^{\text{old}}(\mathbf{u}_{t+1} | s_{t+1}) - \pi_{jt}^{\text{new}}(\mathbf{u}_{t+1} | s_{t+1})| \right] \\
&\leq \frac{\gamma}{1-\gamma} \mathbb{E}_{s_{t+1} \sim p} \left[ C \cdot \sqrt{2D_{KL}(\pi_{jt}^{\text{old}}(\cdot | s_{t+1}) | \pi_{jt}^{\text{new}}(\cdot | s_{t+1}))} \right]
\end{aligned} \tag{25}$$

□

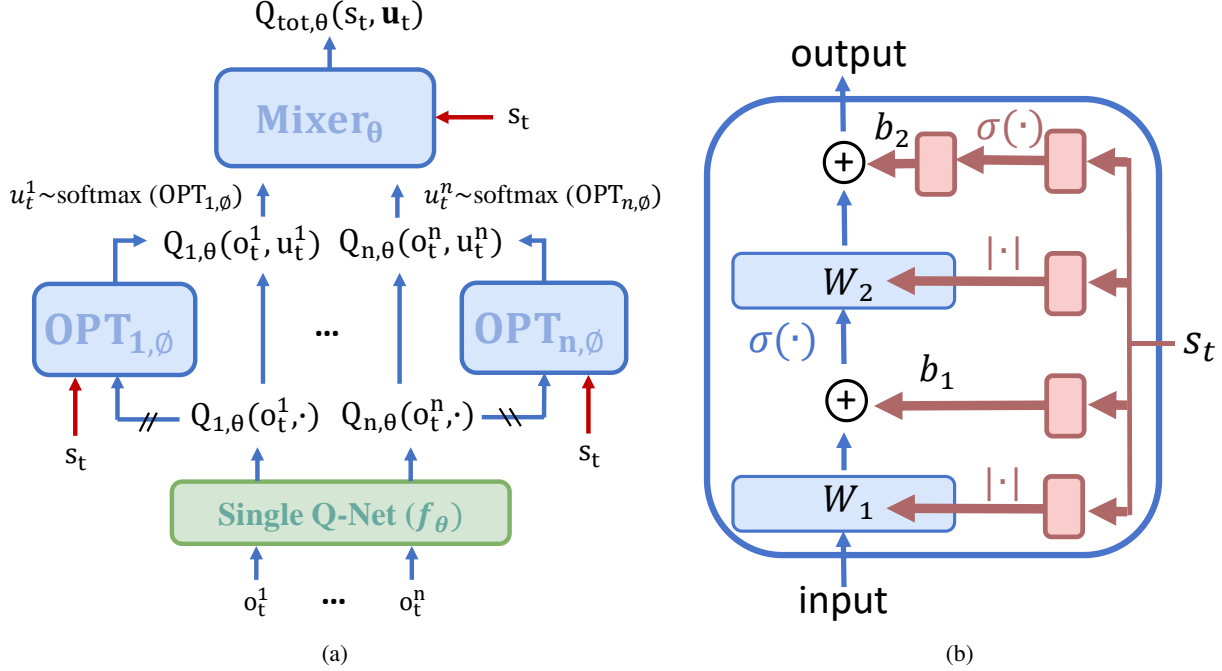


Figure 7: (a) The overall network architecture. Single Q-Net takes local observations as input and outputs a distribution over local actions  $u_t^i$ , also denoted as local  $Q_i$ . Functions OPTs are order-preserving transformations, ensuring the input and output dimensions are identical and have the same argmax values. Both the input and output of the OPTs are  $k$ -dimensional, where  $k$  is the action dimension. The output of the OPT, after undergoing a softmax operation, becomes the policy, from which action  $u_t^i$  is sampled. The Mixer network takes local  $Q_i$  as input and outputs the global  $Q_{\text{tot}}$ . Green blocks utilize a recurrent neural network as the backbone, with all agents sharing parameters. For decentralized execution, only the green network is needed, and the maximum values of their output are selected. (b) The blue blocks' network structure. The red blocks represent the hyper-network, which takes the global state  $s_t$  as input and outputs the network's weights and biases. The weights are constrained to be non-negative. The activation function is denoted by  $\sigma(\cdot)$ . The mixer network takes an  $n$ -dimensional Q function as input and outputs a one-dimensional  $Q_{\text{tot}}$ .

### C. Hyper-network Structure

Figure 7 shows the overall network structure. Specifically, OPTs share the same network structure as the mixer network, but while the mixer network's input dimension is (batch\_size, agent\_num) and its output dimension is (batch\_size, 1), both the input and output dimensions of OPTs are (batch\_size, action\_num). The network hyperparameters are as shown in the table below. In the SMAC-v2 experiment, we select a single layer for the OPT model to ensure fairness in comparison. Using two layers of OPT would significantly increase the number of parameters, making it less comparable to the baseline algorithms. While this may slightly reduce our method's performance, we adopt this choice for a fair comparison.

layer name	hyper-net_embed	embed_dim	num_layer
mixer	64	32	2
OPT	64	-	1

Table 5: Hyperparameters used for hyper-networks.



## D D. Comparison with Baselines

The following paragraphs present the differences between our method and those based on the Actor-Critic framework:

1. Using existing maximum entropy MARL algorithms may result in the loss of action order learned through credit assignment. Achieving the IGM condition, which outlines the order of local value functions, is crucial in credit assignment. Our work presents a value-based algorithm that introduces order-preserving transformations, ensuring that the order of the local actor matches the order of the local value functions. However, the commonly used maximum entropy MARL methods, employing the actor-critic framework, may not guarantee alignment between the actor’s action order and that of the local Q-function due to approximation errors.

2. Actor-critic methods utilize the KL divergence as the loss function, while our approach uses the MSE loss. In the CTDE framework, all methods maintain a more accurate centralized Q-function alongside multiple imprecise local policies. The core idea is to distill knowledge from the centralized Q-function to the local policies. Actor-critic methods typically minimize the KL divergence between the actor and the softmax critic, whereas our method minimizes the MSE loss between their logits. (Kim et al. 2021) pointed out that, in distillation contexts, MSE is a superior loss function compared to KL divergence.

3. AC methods can use global information when training the critic, resulting in higher model capacity. Our method introduces global information through hyper-networks and the mixer network, which results in lower model capacity.

4. In fact, it’s challenging to theoretically prove that value-based methods are inherently superior to AC methods. However, through experiments, we have demonstrated that our method surpasses both FOP (Zhang et al. 2021) and HASAC (Liu et al. 2023).

Below are comparisons with individual papers.

mSAC (Pu et al. 2021) introduces a method similar to MASAC. It employs the AC architecture, thus encountering issues 1 and 2 mentioned above, but does not fully utilize global information to train the critic, hence lacking the advantage noted in point 3.

FOP (Zhang et al. 2021) shares a similar issue with (Pu et al. 2021), in that the AC framework it utilizes can actually train the critic with global state information. Furthermore, FOP employs a credit assignment mechanism similar to that of QPLEX (Wang et al. 2020). (Hu et al. 2021) experimentally shown that QMIX outperforms QPLEX. Additionally, FOP’s proof concept is that under the IGO conditions, if we locally move local policies towards local optimal policies, the distance between the joint policy and the optimal joint policy also decreases. In contrast, our proof approach first establishes that our method is equivalent to the single-agent SAC algorithm and then completes the proof using existing conclusions.

HASAC (Liu et al. 2023), in contrast to FOP (Zhang et al. 2021), avoids the restrictive Individual-Global-Optimal (IGO) assumption used for joint policy factorization by employing a theoretically grounded sequential optimization of individual policies via joint soft policy decomposition. However, our primary contribution addresses the misalignment problem, which is orthogonal to HASAC’s focus. Moreover, since HASAC does not rely on either the IGM or IGO assumptions, establishing a direct theoretical comparison is nontrivial. Nevertheless, we empirically demonstrate that our method consistently outperforms HASAC across benchmark tasks presented in the paper.

PAC (Zhou, Lan, and Aggarwal 2022) utilizes global information during centralized training, possessing the advantages noted in point 3. However, it still encounter issues 1 and 2 mentioned above.

## E. Hyper-parameters

For all baseline algorithms, we implemented them using the corresponding open-source frameworks and chose the hyperparameters provided by these frameworks for replication. We used FOP by Zhang et al. and HASAC by Zhong et al.. Our method, ME-IGM is built on Hu et al.. The experiments were conducted on a computer equipped with 92 GB of RAM, a 40-core CPU, and a GeForce RTX 2080 Ti GPU. The following are the hyperparameters used in the experiments.

Parameter Name	Value
n_rollout_threads	8
num_env_steps	10000000
warmup_steps	10000
train_interval	50
update_per_train	1
use_valuenorm	False
use_linear_lr_decay	False
use_proper_time_limits	True
hidden_sizes	[256, 256]
activation_func	relu
use_feature_normalization	True
final_activation_func	tanh
initialization_method	orthogonal
gain	0.01
lr	0.0003
critic_lr	0.0005
auto_α	True
α_lr	0.0003
γ	0.99
buffer_size	1000000
batch_size	1000
polyak	0.005
n_step	20
use_huber_loss	False
use_policy_active_masks	True
share_param	False
fixed_order	False

Table 6: HASAC hyperparameters used for SMACv2. We use the hyperparameters for SMAC as specified in the original paper (Liu et al. 2023).

Parameter Name	Value
Runner	parallel
Batch Size Run	4
Buffer Size	5000
Batch Size	128
Optimizer	Adam
$t_{\max}$	1005000
Target Update Interval	200
Mac	n_mac
Agent	n_rnn
Agent Output Type	q
Learner	nq_learner
Mixer	qmix
Mixing Embed Dimension	32
Hyper-net Embed Dimension	64
Learning Rate	0.001
$\lambda$	0.4
$\bar{H}$ (zerg, protoss)	$0.24 \times \text{num\_ally}$
$\bar{H}$ (terran)	$0.32 \times \text{num\_ally}$
$\alpha$ Learning Rate	0.3

Table 7: ME-QMIX hyperparameters used for SMACv2. We utilize the hyperparameters used in SMACv2 (Ellis et al. 2022).

Parameter Name	Value
Runner	parallel
Batch Size Run	8
Buffer Size	5000
Batch Size	128
Optimizer	Adam
$t_{\max}$	1005000
Target Update Interval	200
Mac	basic_mac
Agent	rnn
Agent Output Type	q
Learner	dmaq_qatten_learner
Mixer	dmaq
Mixing Embed Dimension	32
Hyper-net Embed Dimension	64
Learning Rate	0.001
$\lambda$	0.6
$\bar{H}$ (zerg, protoss)	$0.24 \times \text{num\_ally}$
$\bar{H}$ (terran)	$0.32 \times \text{num\_ally}$
$\alpha$ Learning Rate	0.3

Table 8: ME-QPLEX hyperparameters used for SMACv2. We utilize the hyperparameters used in SMACv2 (Ellis et al. 2022).

Parameter Name	Value
Action Selector	Multinomial
$\epsilon$ -Start	1.0
$\epsilon$ -Finish	0.05
$\epsilon$ -Anneal Time	50000
Buffer Size	5000
$t_{\max}$	1005000
Target Update Interval	200
Agent Output Type	pi_logits
Learner	fop_learner
Head Number	4
Mixing Embed Dimension	32
Learning Rate	0.0005
Burn In Period	100
$\lambda$	0.4

Table 9: FOP hyper-parameters used for SMACv2. We use the hyperparameters for SMAC as specified in the original paper (Zhang et al. 2021).

Parameter Name	Value
Runner	parallel
Batch Size Run	4
Buffer Size	5000
Batch Size	512
Optimizer	Adam
$t_{\max}$	1005000
Target Update Interval	200
Mac	n_mac
Agent	n_rnn
Agent Output Type	q
Learner	nq_learner
Mixer	qmix
Mixing Embed Dimension	32
Hyper-net Embed Dimension	64
Learning Rate	0.001
$\lambda$	0.6
$\alpha$ Learning Rate	0.3

Table 10: ME-QMIX hyperparameters used for Overcooked. We utilize the hyperparameters used in Overcooked (Carroll et al. 2019).

Parameter Name	Value
Runner	parallel
Batch Size Run	8
Buffer Size	5000
Batch Size	512
Optimizer	Adam
$t_{\max}$	1005000
Target Update Interval	200
Mac	basic_mac
Agent	rnn
Agent Output Type	q
Learner	dmaq_qatten_learner
Mixer	dmaq
Mixing Embed Dimension	32
Hyper-net Embed Dimension	64
Learning Rate	0.001
$\lambda$	0.6
$\alpha$ Learning Rate	0.3

Table 11: ME-QPLEX hyperparameters used for Overcooked. We utilize the hyperparameters used in Overcooked (Carroll et al. 2019).