

On the Robustness of Language Models for Tabular Question Answering

Kushal Raj Bhandari^{*◇}, Sixue Xing[◇], Soham Dan[♣], Jianxi Gao[◇],

[◇]Rensselaer Polytechnic Institute, [♣]IBM Research,

Correspondence: bhandk@rpi.edu

Abstract

Large Language Models (LLMs), originally shown to ace various text comprehension tasks have also remarkably been shown to tackle table comprehension tasks without specific training. While previous research has explored LLM capabilities with tabular dataset tasks, our study assesses the influence of *in-context learning*, *model scale*, *instruction tuning*, and *domain biases* on Tabular Question Answering (TQA). We evaluate the robustness of LLMs on Wikipedia-based **WTQ** and financial report-based **TAT-QA** TQA datasets, focusing on their ability to robustly interpret tabular data under various augmentations and perturbations. Our findings indicate that instructions significantly enhance performance, with recent models like Llama3 exhibiting greater robustness over earlier versions. However, data contamination and practical reliability issues persist, especially with WTQ. We highlight the need for improved methodologies, including structure-aware self-attention mechanisms and better handling of domain-specific tabular data, to develop more reliable LLMs for table comprehension.

1 Introduction

LLMs, primarily trained on unstructured data, have performed fairly well with structured data like tabular datasets. Tasks that rely on tabular structures require the ability to process and understand data with structural awareness, even when the input is provided in a sequential linear format. Exploring such capability—particularly how LLMs apprehend and interpret structured information—can be effectively analyzed by studying robustness measures in table comprehension. This approach offers insights into the models’ ability to navigate and interpret the inherent relationships within structured datasets [Borisov et al., 2023].

Tabular Question Answering (TQA) is a popular task on tables, which involves answering a

1	2	3
4	5	6
7	8	9
10	11	12

7	8	9
4	5	6
1	2	3
10	11	12

2	3	1
5	6	4
8	9	7
11	12	10

1	4	7	10
2	5	8	11
3	6	9	12

3	6	9	12
1	4	7	10
2	5	8	11

7	4	10	1
8	5	11	2
9	6	12	3

1	2	3
5	6	
7	8	9
10	11	12

1	2	3
5	6	
7	8	9
10	11	12

1	2	3
	5	6
7	8	9
10	11	12

Figure 1: Example of different possible table augmentation methods where each row operation represents original table augmentation, transpose-based table augmentation, and value-based perturbation. The value-based perturbation only affects the cell content associated with the answer value of the given question.

query based on the given structured data [Herzig et al., 2020, Fang et al., 2024]. TQA task highlights the emergent properties of LLMs, demonstrating their capability to comprehend structured data through in-context learning, instruction adherence, and multi-step reasoning [Fang et al., 2024, Wei et al., 2022, Wang et al., 2024, Jiang et al., 2023, Dong et al., 2024, Liu et al., 2024]. This capability can be quantitatively evaluated by measuring the robustness of the model’s performance on tabular datasets. Wang et al. [2022] recently showed the vulnerability of LLMs to structural augmentation of the input table and introduced a novel methodology to leverage structure-aware self-attention to more effectively manage table transformations, thereby improving the performance of natural language generation from tables. Similarly, Zhao et al. [2023] identified the vulnerabilities of recent TQA LLMs, when faced with human-crafted adversarial perturbations. Liu et al. [2023] discusses inherent limitations within LLMs for tabular data interpretation, arguing that these models struggle with structural perturbations and advocate for

an integrated approach that combines textual and symbolic reasoning. Chen [2023] find the performance of few-shot reasoning with LLMs for TQA show strong complex reasoning abilities over table structures without table-specific pre-training.

Although these studies showcase a critical need for enhanced methodologies in handling tabular data across various applications, they have yet to fully explore how the performance of robustness with the inherent ability of LLMs varies with different factors. Notably, there has been little comparison of robustness as a function of (1) in-context learning, (2) the scale and instruction-tuning of LLMs, and (3) the biases inherent within existing evaluation benchmarks for robust table-to-text generation. These aspects are crucial, as the scale of LLMs can influence their ability to generalize from data, while instruction-tuning enhances in-context learning ability, affecting how well they adapt to table comprehension without explicit re-training. Additionally, biases in training data can skew the evaluation of their comprehension ability. Hence, understanding these dimensions is essential for developing more reliable and fair LLMs in processing tabular data. To evaluate these, Wikipedia-based datasets are the most popular benchmark datasets for TQA. We experiment with **WTQ** dataset, a Wikipedia-based tabular question-answering dataset [Pasupat and Liang, 2015] and **TAT-QA** [Zhu et al., 2021], a tabular question-answering dataset derived from financial reports. A general and specialized domain ensures reliable benchmarking of the robustness and generalizability of existing LLMs.

2 Various Perturbation Categories

Each perturbation is designed to manipulate table structure or content while preserving the inherent relational meaning of the table, to measure robustness to table comprehension.

2.1 Structural Perturbation (SP)

SP involves rearranging the columns and rows of the table to generate new examples. This ensures flexibility in understanding tabular data without distorting the semantics of the table. SP involves column swap, row swap, transpose, transpose column swap, and transpose row swap.

2.2 Value Perturbation (VP)

VP focuses on modifying the actual data values within tables, ensuring that the model is faithful to

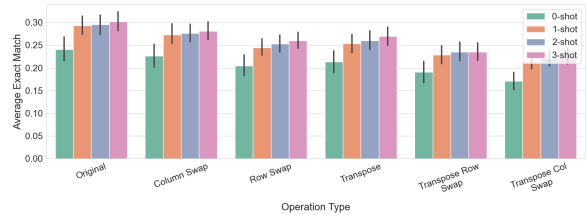


Figure 2: The average EM score for the different few shot comparisons for various perturbations

the table. We explore two types of VP:

Data Type Preserving Perturbation (DVP) DVP involves altering the answer to the question and, respectively, the cell values within the table while maintaining their original data types. For instance, in Fig 7, given a question, “What was the first venue for the Asian games?”, we modify the correct answer, “Bangkok, Thailand”, to “Beijing”. We use such *counterfactual* entities to test faithfulness of the LLM to the tabular data.¹ We use an automated LLM-based counterfactual answer generation by prompting GPT-3.5, which ensures type-correctness of the altered answer.²

Random Value Perturbation (RVP) RVP (an example is shown in Fig. 8) relaxes DVP where instead of a counterfactual entity we have a fixed string, e.g., “r@nD0m v@1u3”.

2.2.1 Null Value Perturbation (NVP)

NVP removes the correct answer from the table completely. Evaluating the performance on NVP highlights the influence of Wikipedia content on solving the **WTQ** table question-answering task.

2.2.2 No Table (NT)

To understand the extent of bias in WTQ, we evaluate LLMs on the no-table baseline. By analyzing the performance of LLMs in the absence of the table, we can better understand the extent to which these models depend on the tabular data.

3 Results

3.1 Effects of ICL examples on TQA

Does instruction prompting assists LLM for better table comprehension for question answering task?

¹We filter out the subset of data points where the table does not contain the answer, e.g., “How many people stayed at least 3 years in office?”.

²The full prompts are present in the Appendix

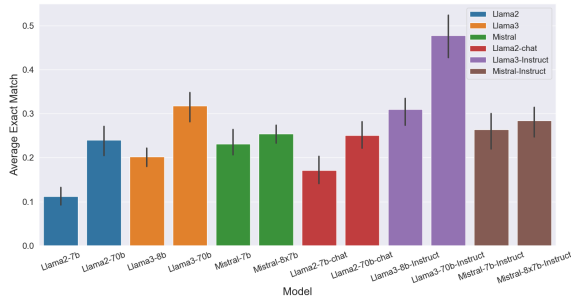


Figure 3: The average EM for different models across the **WTQ** dataset. The models are categorized by their types (Llama2, Llama3, Mistral) and separated by their sizes (7b, 70b, etc.)

Fig. 10 compares the performance of various LLMs under different few-shot settings and perturbations, measured by exact match (EM) scores. The first plot illustrates the performances in 0-, 1-, and 2-shot scenarios. Notably, there’s an increasing trend in EM with the number of shots, demonstrating that additional examples improve table comprehension abilities. Thus, we demonstrate complementary results to LLMs on unstructured tasks Wei et al. [2022] in the context of TQA. Fig. 2 focuses on the impact of various perturbations on model performance. Here the models display a drop in EM across different manipulation operations which indicates a sensitivity to changes in the data structure, underscoring a potential vulnerability in model robustness against input invariances and equivariances. The consistency in performance degradation across operations suggests that while models can handle the original task, their structural awareness ability still requires substantial enhancement for broader table comprehension.

3.2 Effects of the Model Type on TQA

Does newer models have better TQA abilities?

Fig 3 shows that Llama3 models generally outperform the Llama2 and Mistral models across different configurations, indicating that newer architectures like Llama3 are more effective at table reasoning tasks. The 70b versions of these models generally perform better than their 7b variants, indicating that larger model sizes enhance reasoning capabilities. Overall, the advancements in model architecture and increased model size significantly contribute to better TQA abilities.

Does instruction tuning help TQA?

The heat maps in Fig. 4 illustrate the performance of various LLMs, demonstrating that models

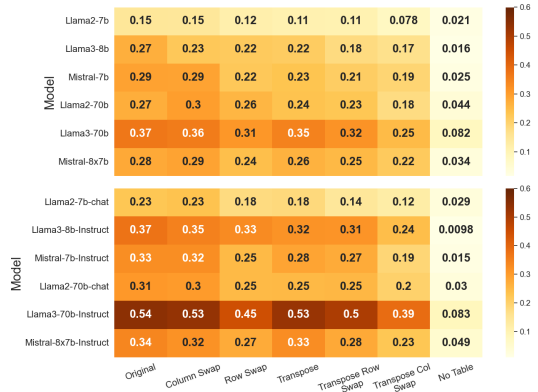


Figure 4: The average EM scores of the original models and fine-tuned for instruction or conversation models across various table augmentation techniques for **WTQ** dataset

fine-tuned for instructions or conversation exhibit improved performance. For instance, the Llama3-70b-Instruct model significantly outperforms its original version across all table transformations, indicating that instruction-based fine-tuning enhances the model’s ability to handle complex reasoning tasks. Similarly, conversation-focused fine-tuning also leads to better scores, though with a less pronounced improvement compared to instruction-focused tuning. This suggests that fine-tuning models on specific tasks like following instructions or conversing effectively enhances their capability to interpret and manipulate tabular data, making such approaches valuable for improving performance in structured data tasks.

How does model size affect TQA?

Larger models (e.g., Llama3-70b, Mixtral-8x7b) generally show higher performance than smaller models (e.g., Llama2-7b, Mistral-7b), as seen in both the bar plot (Fig 3) and heat maps (Fig 4). For instance, Llama3-70b and Mixtral-8x7b have higher EM scores than Llama2-7b and Mistral-7b. This indicates that model size contributes significantly to TQA performance.

How do performances vary with perturbations?

Table 1 shows the performance of small and large LMs when subjected to various types of value-based perturbation on WTQ. Both model sizes experience a decline in exact match scores across different operations compared to the original setup. The performance with RVP results in a significant performance drop, more so than DVP. This suggests a sharp decrease in the model’s ability to process and comprehend tables when the insertion of

VP Operation	Large Model	Small Model
Original	0.35	0.28
NT	0.06	0.02
DVP	0.20	0.16
RVP	0.13	0.11
NVP	0.06	0.02

Table 1: The average EM of small and large LLMs on Value Perturbations(VP). The classification of large and small models is defined in Table 3

arbitrary, non-contextual values compromises the table comprehension ability of LLMs. Conversely, the DVP result indicates that while the model struggles with content that deviates from the original data structure, maintaining data type consistency offers some resilience against total comprehension failure. The observed discrepancies in performance, particularly the deviation from the original model’s performance in scenarios like DVP and RVP, underline a fundamental challenge: these models do not consistently apply their tabular comprehension capabilities when faced with manipulated table values.

3.3 Effects of Domain Specificity on TQA

How biased are LLMs towards Wiki-tables?

The Table 1 outlines the reliance of small and large language models on structured tabular data, particularly evident in the NT and NVP operations. When no table is provided, both models show a notable performance decline, emphasizing their dependence on tabular data to generate correct answers. Interestingly, the models still manage to answer about $\approx 5\%$ of queries correctly, indicating a potential bias towards Wiki-data. In the NVP scenario, where table values relevant to queries are nullified, there is also a significant drop in performance, yet less severe compared to the complete absence of a table. This suggests that the presence of the original structured format without the relevant data provides enough contextual cues for the models to answer, highlighting model biases.

How do LLMs perform on (TAT-QA), which is a specialized dataset that requires stronger reasoning abilities?

Both large and small LLMs (Fig 5) exhibit moderate performance across various table augmentations on the TAT-QA dataset. Notably, larger models (e.g., Llama3-70b, Mixtral-8x7b) consistently outperform smaller models (e.g., Llama2-7b, Mistral-7b), underscoring their superior TQA abilities. However, the overall scores still denote signif-

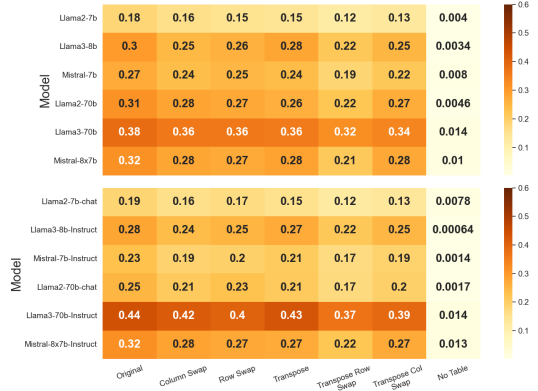


Figure 5: The average EM scores of the original models and fine-tuned for instruction or conversation models across various table augmentation techniques for TAT-QA dataset

icant challenges inherent in the dataset. Fine-tuned models, such as Llama3-70b-Instruct, demonstrate enhanced effectiveness, reflecting the advantages of model-specific optimization for harder tabular comprehension tasks. The comparison between the TAT-QA and WTQ datasets highlights a critical insight: while models achieve higher accuracy on WTQ, their moderate EM scores on TAT-QA indicates lack of robustness in TQA. Particularly the sharp contrast in the NT performance, where TAT-QA models have approximately 0% accuracy, a distinguishable contrast from the WTQ performance. This suggests that performance metrics on WTQ might be inflated due to biases favoring familiarity with Wikipedia’s structured data, whereas TAT-QA, a more specialized rarer domain is more challenging. This highlights the need for better benchmark datasets to accurately assess LLMs’ robust table comprehension abilities.

4 Conclusion

In conclusion, our study explores the table comprehension abilities of LLMs through the lens of various invariant and equivariant perturbations. We find that instruction tuning and ICL examples significantly enhances table comprehension ability of LLMs. Newer models, such as Llama3, exhibit robust performance compared to their predecessors. Additionally, we uncover domain biases for evaluating tabular data using Wikipedia-based datasets. Despite the decent performance of LLMs on TQA, they still fall short of the reliability required for several practical applications.

5 Limitation

Although we provide extensive evaluation of LLMs on **WTQ** and **TAT-QA** datasets, it is possible to including a broader range of datasets for a more comprehensive comparison that would highlight the generalizability of our method for both domain specific dataset and Wikipedia-based dataset. While we anticipate that similar performance could be achieved with other tasks, such as table summarization, future work should include extensive analysis across various tasks and datasets to validate the assumption. Moreover, our study did not involve any structural aware or fine-tuned models for tabular dataset. It is plausible that fine-tuning and structurally enhanced models could significantly impact the performance of different models. Additionally, our evaluation relied on exact match accuracy for assessing the text generation model’s performance. This metric, while useful, limits the scope of evaluation for question answering task. Future studies should employ more nuanced evaluation metrics to better assess the robustness of the models in TQA tasks.

References

- Vadim Borisov, Kathrin Sessler, Tobias Leemann, Martin Pawelczyk, and Gjergji Kasneci. 2023. [Language models are realistic tabular data generators](#). In *The Eleventh International Conference on Learning Representations*.
- Wenhu Chen. 2023. [Large Language Models are few\(1\)-shot Table Reasoners](#). In *Findings of the Association for Computational Linguistics: EACL 2023*, pages 1120–1130. Association for Computational Linguistics.
- Haoyu Dong, Mengkang Hu, Qinyu Xu, Haochen Wang, and Yue Hu. 2024. [Opente: Open-structure table extraction from text](#). In *ICASSP 2024 - 2024 IEEE International Conference on Acoustics, Speech and Signal Processing (ICASSP)*, pages 10306–10310.
- Xi Fang, Weijie Xu, Fiona Anting Tan, Jiani Zhang, Ziqing Hu, Yanjun Qi, Scott Nickleach, Diego Socolinsky, Srinivasan Sengamedu, and Christos Faloutsos. 2024. [Large Language Models\(LLMs\) on Tabular Data: Prediction, Generation, and Understanding – A Survey](#). *Preprint*, arxiv:2402.17944.
- Jonathan Herzig, Pawel Krzysztof Nowak, Thomas Müller, Francesco Piccinno, and Julian Eisenschlos. 2020. [TaPas: Weakly Supervised Table Parsing via Pre-training](#). In *Proceedings of the 58th Annual Meeting of the Association for Computational Linguistics*, pages 4320–4333. Association for Computational Linguistics.
- Jinhao Jiang, Kun Zhou, zican Dong, KeMing Ye, Xin Zhao, and Ji-Rong Wen. 2023. [StructGPT: A general framework for large language model to reason over structured data](#). In *The 2023 Conference on Empirical Methods in Natural Language Processing*.
- Tianyang Liu, Fei Wang, and Muhao Chen. 2023. [Rethinking Tabular Data Understanding with Large Language Models](#). *Preprint*, arxiv:2312.16702.
- Yujian Liu, Jiabao Ji, Tong Yu, Ryan Rossi, Sungchul Kim, Handong Zhao, Ritwik Sinha, Yang Zhang, and Shiyu Chang. 2024. [Augment before You Try: Knowledge-Enhanced Table Question Answering via Table Expansion](#).
- Panupong Pasupat and Percy Liang. 2015. [Compositional Semantic Parsing on Semi-Structured Tables](#). In *Proceedings of the 53rd Annual Meeting of the Association for Computational Linguistics and the 7th International Joint Conference on Natural Language Processing (Volume 1: Long Papers)*, pages 1470–1480. Association for Computational Linguistics.
- Fei Wang, Zhewei Xu, Pedro Szekely, and Muhao Chen. 2022. [Robust \(Controlled\) Table-to-Text Generation with Structure-Aware Equivariance Learning](#). In *Proceedings of the 2022 Conference of the North American Chapter of the Association for Computational Linguistics: Human Language Technologies*, pages 5037–5048. Association for Computational Linguistics.
- Zilong Wang, Hao Zhang, Chun-Liang Li, Julian Martin Eisenschlos, Vincent Perot, Zifeng Wang, Lesly Miculicich, Yasuhisa Fujii, Jingbo Shang, Chen-Yu Lee, and Tomas Pfister. 2024. [Chain-of-table: Evolving tables in the reasoning chain for table understanding](#). In *The Twelfth International Conference on Learning Representations*.
- Jason Wei, Yi Tay, Rishi Bommasani, Colin Raffel, Barret Zoph, Sebastian Borgeaud, Dani Yogatama, Maarten Bosma, Denny Zhou, Donald Metzler, Ed H. Chi, Tatsunori Hashimoto, Oriol Vinyals, Percy Liang, Jeff Dean, and William Fedus. 2022. [Emergent Abilities of Large Language Models](#). *Transactions on Machine Learning Research*.
- Yilun Zhao, Chen Zhao, Linyong Nan, Zhenting Qi, Wenlin Zhang, Xiangru Tang, Boyu Mi, and Dragomir Radev. 2023. [RobuT: A Systematic Study of Table QA Robustness Against Human-Annotated Adversarial Perturbations](#). In *Proceedings of the 61st Annual Meeting of the Association for Computational Linguistics (Volume 1: Long Papers)*, pages 6064–6081. Association for Computational Linguistics.
- Fengbin Zhu, Wenqiang Lei, Youcheng Huang, Chao Wang, Shuo Zhang, Jiancheng Lv, Fuli Feng, and Tat-Seng Chua. 2021. [TAT-QA: A Question Answering Benchmark on a Hybrid of Tabular and Textual Content in Finance](#). In *Proceedings of the 59th Annual Meeting of the Association for Computational Linguistics and the 11th International Joint Conference*

on *Natural Language Processing (Volume 1: Long Papers)*, pages 3277–3287. Association for Computational Linguistics.

A Appendix

A.1 Example Prompt

Example of the prompts:

Based on the information shown in the Table, answer the following Test Question.

Ensure the final answer format is only 'Final Answer: AnswerName1, AnswerName2...' form, no other form.
Test:

Year	Competition	Venue	Position	Notes
1996	Olympic Games	Atlanta, United States	36th (q)	5.55 m
1998	Asian Games	Bangkok, Thailand	8th	6.07 m
1999	World Championships	Seville, Spain	23rd (q)	6.40 m
2000	Olympic Games	Sydney, Australia	14th (q)	6.57 m
2001	World Championships	Edmonton, Canada	13th (q)	6.46 m
2002	Asian Championships	Colombo, Sri Lanka	1st	6.61 m
2002	Asian Games	Busan, South Korea	3rd	6.30 m
2003	World Championships	Paris, France	23rd (q)	6.13 m
2003	Asian Championships	Manila, Philippines	6th	6.23 m
2004	Olympic Games	Athens, Greece	11th	6.53 m

Question: What was the first venue for the Asian Games?

Final Answer: **Bangkok, Thailand**

Figure 6: Example of a prompt with answer for WTQ dataset without Few Shot Prompt

Based on the information shown in the Table, answer the following Test Question.

Ensure the final answer format is only 'Final Answer: AnswerName1, AnswerName2...' form, no other form.
Test:

Year	Competition	Venue	Position	Notes
1996	Olympic Games	Atlanta, United States	36th (q)	5.55 m
1998	Asian Games	Beijing	8th	6.07 m
1999	World Championships	Seville, Spain	23rd (q)	6.40 m
2000	Olympic Games	Sydney, Australia	14th (q)	6.57 m
2001	World Championships	Edmonton, Canada	13th (q)	6.46 m
2002	Asian Championships	Colombo, Sri Lanka	1st	6.61 m
2002	Asian Games	Busan, South Korea	3rd	6.30 m
2003	World Championships	Paris, France	23rd (q)	6.13 m
2003	Asian Championships	Manila, Philippines	6th	6.23 m
2004	Olympic Games	Athens, Greece	11th	6.53 m

Question: What was the first venue for the Asian Games?

Final Answer: **Beijing**

Figure 7: Example of a prompt with answer for WTQ dataset for Data Type Preserving Perturbation. In comparison to Fig 6, we replace correct answer(**Bankok, Thailand**) with a fake answer(**Beijing**).

B Evaluation Dataset Size

We select two different datasets for comparison, **WTQ** and **TAT-QA** dataset, with different number of evaluation dataset as described in Table 2. For fair comparison we limit the number of cell elements (< 150) within the table for both datasets. Similarly, for Value Perturbation, some queries relate to over all structure of the table, hence we filter only those tables that contains the answer value for the given query.

C Models

We selected recent open source models that have been extensively studied. Table 3 lists all the models we considered with their parameter size and their date of release.

Based on the information shown in the Table, answer the following Test Question.

Ensure the final answer format is only 'Final Answer: AnswerName1, AnswerName2...' form, no other form.
Test:

Year	Competition	Venue	Position	Notes
1996	Olympic Games	Atlanta, United States	36th (q)	5.55 m
1998	Asian Games	r@nD0m v@1u3	8th	6.07 m
1999	World Championships	Seville, Spain	23rd (q)	6.40 m
2000	Olympic Games	Sydney, Australia	14th (q)	6.57 m
2001	World Championships	Edmonton, Canada	13th (q)	6.46 m
2002	Asian Championships	Colombo, Sri Lanka	1st	6.61 m
2002	Asian Games	Busan, South Korea	3rd	6.30 m
2003	World Championships	Paris, France	23rd (q)	6.13 m
2003	Asian Championships	Manila, Philippines	6th	6.23 m
2004	Olympic Games	Athens, Greece	11th	6.53 m

Question: What was the first venue for the Asian Games?

Final Answer: **r@nD0m v@1u3**

Figure 8: Example of a prompt with answer for WTQ dataset for Random Value Perturbation. Here, we replace correct answer(**Bankok, Thailand**) with an abstract random value (**r@nD0m v@1u3**).

Based on the information shown in the Table, answer the following Test Question.

Ensure the final answer format is only 'Final Answer: AnswerName1, AnswerName2...' form, no other form.
Test:

Year	Competition	Venue	Position	Notes
1996	Olympic Games	Atlanta, United States	36th (q)	5.55 m
1998	Asian Games	Bankok, Thailand	8th	6.07 m
1999	World Championships	Seville, Spain	23rd (q)	6.40 m
2000	Olympic Games	Sydney, Australia	14th (q)	6.57 m
2001	World Championships	Edmonton, Canada	13th (q)	6.46 m
2002	Asian Championships	Colombo, Sri Lanka	1st	6.61 m
2002	Asian Games	Busan, South Korea	3rd	6.30 m
2003	World Championships	Paris, France	23rd (q)	6.13 m
2003	Asian Championships	Manila, Philippines	6th	6.23 m
2004	Olympic Games	Athens, Greece	11th	6.53 m

Question: What was the first venue for the Asian Games?

Final Answer: **Bankok, Thailand**

Figure 9: Example of a prompt with answer for WTQ dataset for Random Value Perturbation. We remove the correct answer(**Bankok, Thailand**).

Operation	Number of Pairs
WTQ dataset	
Row Swap	204
Column Swap	204
Transpose	204
Transpose Row Swap	204
Transpose Column Swap	204
Data Type Preserving	141
Random Value	141
Null Value	141
No Table	204
TAT-QA dataset	
Row Swap	1668
Column Swap	1668
Transpose	1668
Transpose Row Swap	1668
Transpose Column Swap	1668
No Table	1668

Table 2: Size of the Evaluation datasize

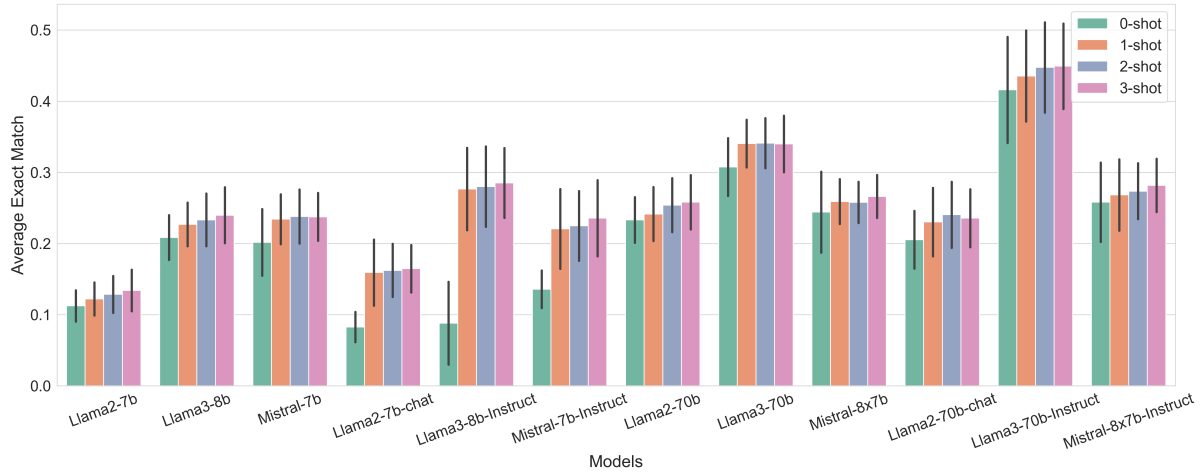


Figure 10: The average EM score for the different few shot comparisons for models on the **WTQ** dataset

Model	Size	Date Released
Small Model		
Llama-2-7b-hf	6.74B	July 2023
Llama-2-7b-chat-hf	6.74B	July 2023
Mistral-7B-v0.1	7.24B	Sept 2023
Mistral-7B-Instruct-v0.1	7.24B	Sept 2023
Meta-Llama-3-8B	8.03B	April 2024
Meta-Llama-3-8B-Instruct	8.03B	April 2024
Large Model		
Llama-2-70b-hf	69B	July 2023
Llama-2-70b-chat-hf	69B	July 2023
Mixtral-8x7B-v0.1	46.7B	Dec 2023
Mixtral-8x7B-Instruct-v0.1	46.7B	Dec 2023
Meta-Llama-3-70B	70.6B	April 2024
Meta-Llama-3-70B-Instruct	70.6B	April 2024

Table 3: All the models with their parameter size and their date released.