

CollabStory: Multi-LLM Collaborative Story Generation and Authorship Analysis

Saranya Venkatraman, Nafis Irtiza Tripto, Dongwon Lee
The Pennsylvania State University, USA
{saranyav, nit5154, dongwon}@psu.edu

Abstract

The rise of unifying frameworks that enable seamless interoperability of Large Language Models (LLMs) has made LLM-LLM collaboration for open-ended tasks a possibility. Despite this, there have not been efforts to explore such collaborative writing. We take the next step beyond human-LLM collaboration to explore this multi-LLM scenario by generating the first exclusively LLM-generated collaborative stories dataset called CollabStory. We focus on single-author ($N = 1$) to multi-author (up to $N = 5$) scenarios, where multiple LLMs co-author stories. We generate over 32k stories using open-source instruction-tuned LLMs. Further, we take inspiration from the PAN tasks (Bevendorff et al., 2023) that have set the standard for human-human multi-author writing tasks and analysis. We extend their authorship-related tasks for multi-LLM settings and present baselines for LLM-LLM collaboration. We find that current baselines are not able to handle this emerging scenario. Thus, CollabStory is a resource that could help propel an understanding as well as the development of techniques to discern the use of multiple LLMs. This is crucial to study in the context of writing tasks since LLM-LLM collaboration could potentially overwhelm ongoing challenges related to plagiarism detection, credit assignment, maintaining academic integrity in educational settings, and addressing copyright infringement concerns. We make our dataset and code available at https://anonymous.4open.science/r/multi_llm_story_writing-55AE/README.md.

1 Introduction

Generative Large Language Models (LLMs) are being used more widely and becoming ubiquitous in real-world scenarios. There is particular interest in understanding the use of such LLMs in various writing tasks as writing assistants or collaborators in machine-in-the-loop settings (Yeh et al., 2024;

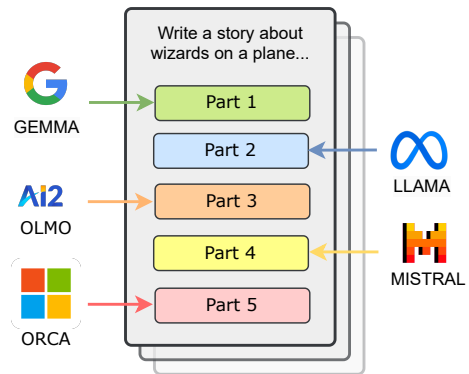


Figure 1: CollabStory contains over 32k creative stories written collaboratively by up to 5 LLMs. Each story segment is generated by a single author, that then passes the narrative baton to the next, completing the storyline part by part in a sequential manner.

Kim et al., 2023; Zhong et al., 2023; Singh et al., 2023; Yang et al., 2022; Yuan et al., 2022; Lee et al., 2022; Clark et al., 2018). So far though, this has only been explored in the case where a human is present. However given the rise of unifying frameworks that bring together and make LLMs from different sources interoperable, such as vLLM¹, LangChain², and HuggingFace³, the prospect of LLMs seamlessly collaborating and even handing off tasks to one another without external routing algorithms is on the horizon. This is particularly immediately possible with open-source models that are already being used by over 100K users per month (according to the number of downloads reported by HuggingFace). Despite the ease of interoperability of such LLMs, so far, automated writing assistants have been used only in collaboration with human authors or with a single LLM. Therefore, this study explores collaborative cre-

¹<https://docs.vllm.ai/en/stable/>

²<https://www.langchain.com/langchain>

³<https://huggingface.co/>

Dataset	# Stories	# Authors	Avg # Words	M-M Collaboration	Available
STORIUM (Akoury et al., 2020)	5,743	30,119	~19k tokens	H-H ✗	✓
CoAuthor (Lee et al., 2022)	830	58	418	H-M ✗	✓
StoryWars (Du and Chilton, 2023)	40,135	9,494	367	H-H ✗	✗
CollabStory [Ours]	32,503	5	725	M-M ✓	✓

Table 1: Comparison of CollabStory with other existing collaborative creative story datasets. Here, “M-M” → “Machine-Machine”, “H-H” → “Human-Human”, where “H” → “Human” and “M” → Machine. Ours is the largest dataset to present multi-LLM or machine-machine collaborative generation.

ative story-writing scenarios involving multiple LLMs, i.e. LLM-LLM collaboration.

Collaborative creative story writing entails multiple authors contributing separate segments to form a coherent storyline (see Figure 1 for our dataset schema). Although individual LLMs excel at generating story plots, collaborative writing presents unique hurdles. Models must seamlessly continue the existing storylines generated so far by other models, even if they do not align perfectly with their own language distribution. The rise of multi-agent Artificial Intelligence (AI) underscores the potential for combining the expertise of agents specialized in various tasks. While previous mixture-of-experts scenarios focused on agents proficient in task-oriented settings (Zhang et al., 2024; Pan et al., 2024; Liu et al., 2023; Li et al., 2023b,a), the emergence of LLMs conversing for continuous generative tasks in open domains is noteworthy. Imagine the possibilities when multiple LLMs collaborate; one LLM can generate compelling stories, but what if we put them together?

In this study, we attempt to address this question through a collaborative creative story-writing scenario involving multiple open-source LLMs. This is a crucial setting to study in the context of writing tasks since LLM-LLM collaboration could potentially overwhelm ongoing challenges related to plagiarism detection, credit assignment, maintaining academic integrity in educational settings, and addressing copyright infringement concerns.

We focus on single-author ($N = 1$) to multi-author (up to $N = 5$) scenarios, where multiple LLMs co-author creative stories. This exploration is novel, as previous studies have primarily focused on human-LLM collaboration. Towards this goal, **we generate the first multi-LLM collaborative story dataset called CollabStory using open-source LLMs.** We select 5 frequently used LLMs (with number of downloads on HuggingFace for May 2024 provided in parenthesis): Meta’s **Llama**

(> 540k downloads, Touvron et al. (2023)), Mistral.ai’s **Mistral** (> 1000k downloads, Jiang et al. (2023)), Google’s **Gemma** (> 180k downloads, Team et al. (2024)), AllenAI’s **Olmo** (> 26k downloads, Groeneveld et al. (2024)) and Microsoft’s **Orca** (> 22k downloads, Mukherjee et al. (2023)) to replicate a scenario in which commonly used LLMs from different organizations are being used in conjunction towards a single task. We demonstrate how one such dataset can be developed and the considerations involved in building an iterative Multi-LLM story-writer. We present an evaluation of the generated texts and their quality as the number of authors increases from one to five. Since this is the first such multi-LLM dataset, our evaluation provides insights into the current state of LLMs and their ability to collaborate on open-ended generation tasks. We then take inspiration from the PAN tasks (Bevendorff et al., 2023) that have set the standard for multi-author writing tasks and analysis for human-human collaboration for over 15 years. We adapt their authorship-related task suite to the machine-machine settings for problems such as authorship verification and attribution, and demonstrate that current baselines are challenged by this emerging scenario. **CollabStory** is the first resource that could help propel an understanding as well as the development of new techniques to discern the use of multiple LLMs in text.

Our work is motivated by the implications of Multi-LLM settings for different stakeholders (LLM developers, end-users) and considerations (such as credit assignment, legality of usage) arising in the generative AI landscape. As an example, a malicious actor might assemble texts from different LLMs together in one document to evade attribution and successfully spread misinformation. Our findings elaborate on the tasks our dataset enables and emphasize the importance of tackling the incoming challenges of machine-machine collaboration.

2 Related Work

LLMs as Collaborative Writers LLMs are being increasingly used as writing assistants or to paraphrase, edit or enhance human-written texts in machine-in-the-loop settings (Kim et al., 2023; Singh et al., 2023; Yang et al., 2022; Clark et al., 2018). GhostWriter (Yeh et al., 2024) and Wordcraft (Yuan et al., 2022) are tools that enable users to co-write stories using instructions (Yuan et al., 2022). Zhong et al. (2023) use “writing modes” as a control signal to better align the machine during co-writing with humans. CoAuthor positions GPT3.5 as a writing collaborator for over 50 human participants to co-write creative and argumentative stories (Lee et al., 2022).

Datasets Despite such emerging tools, only a handful have developed datasets that can be leveraged to understand collaborative story writing. One such resource is the STORIUM dataset (Akoury et al., 2020) that contains over 5k creative stories written and obtained from human-human collaboration. In the case of human-machine co-writing, CoAuthor (Lee et al., 2022) and CoPoet (Chakrabarty et al., 2022) remain one of the few publically available datasets of human-machine collaborative creative story and poem writing, respectively. Beyond creative writing, (Zeng et al., 2024) developed the first machine-human academic essay dataset as a means to study boundary detection for academic settings. A comparison of CollabStory with existing datasets is provided in Table 1.

3 Methodology

3.1 CollabStory: Dataset Creation

We generate a dataset of creative stories using five open-source instruction-tuned LLMs: Llama2 (Touvron et al., 2023), Olmo (Groeneveld et al., 2024), Gemma (Team et al., 2024), Mistral (Jiang et al., 2023) and Orca (Mukherjee et al., 2023) (model details are provided in Table 2). The main focus of our data generation is to simulate a scenario where LLMs from different sources (organi-

zations) collaboratively work on a storyline, handing off control of the story from one LLM to the next. The stories in our dataset vary in the number of authors/LLMs involved, from being written entirely by a single LLM to written collaboratively by between 2 to up to all 5 LLMs. In this document, we refer to each of the LLMs as “authors”. For cases where we refer to the human author, we specifically mention “human” author/writer. We generate our dataset by prompting various LLMs using creative writing prompts from an existing dataset called the **Writing Prompts (WP)** Dataset. The Writing Prompts Dataset was collected by Fan et al. (2018) using Reddit’s *r/WritingPrompts/* forum that contains premises or prompts for stories. The WP dataset consists of a cleaned subset of story prompts and corresponding human-written stories using filtration criteria such as removal of stories that are bot-generated, less than 30 words long, contain profanity, general announcements, and so on. We used the test split⁴ of this dataset as the source of prompts for LLM generated stories.

We also filter out prompts that do not have at least one corresponding human-written story that is at least 800 words long. We do this to ensure that the prompt itself does not preclude longer storylines. We chose 800 words as a criteria as a means to include stories that are slightly longer than the average of the dataset. The average length (number of words) of articles in the test set is 675.75 words. Out of 15138 total prompt-story pairs, this left us with 4623 data points. For each prompt, we divide the total goal article length (800-900 words) by the **number of authors** (N) to calculate the length of each part or story chunk to be written by each author, such that the writing load is distributed roughly uniformly amongst the LLM authors. We also generate different permutations of LLM authorship order such that every author can contribute to random parts of the story and we ensure that our dataset does not have any spurious correlations between LLM/author and story sections such as the beginning, or ending. For each value of the numbers of authors i.e. $N \in \{1, 2, 3, 4, 5\}$, we generate all possible permutations of author orders. For example, for $N = 3$, two examples of author order

⁸<https://huggingface.co/google/gemma-1.1-7b-it>

⁹<https://huggingface.co/meta-llama/Llama-2-13b-chat-hf>

¹⁰<https://huggingface.co/mistralai/Mistral-7B-Instruct-v0.2>

¹¹<https://huggingface.co/microsoft/Orca-2-13b>

¹²<https://huggingface.co/allenai/OLMo-7B-Instruct>

⁴<https://www.kaggle.com/code/ratthachat/writingprompts-combine-one-line-data-for-gpt2/input?select=writingPrompts>

# Number of Authors (N)	# Words per Author / # Total Words	# Author Order Permutations	# Prompts per Author Order	# Stories	Authors	HuggingFace distribution of LLMs used
1	900 / 900	4	1800	7200	Gemma	google/gemma-1.1-7b-it ⁸
2	450 / 900	12	600	7200	Llama	meta-llama/Llama-2-13b-chat-hf ⁹
3	300 / 900	15	480	7200	Mistral	mistralai/Mistral-7B-Instruct-v0.2 ¹⁰
4	225 / 900	15	480	7200	Orca	microsoft/Orca-2-13b ¹¹
5	180 / 900	15	480	7200	Olmo	allenai/OLMo-7B-Instruct ¹²

Table 2: CollabStory creation: Summary of generation statistics

permutations could be:

$$\begin{aligned}
 &Olmo \rightarrow Mistral \rightarrow Llama \\
 &Gemma \rightarrow Llama \rightarrow Mistral
 \end{aligned}$$

From all such possible permutations, we sample the minimum of either total possible orders or 15 as the number of author orders. For each author order, we then generate stories using each of the prompts from a unique set of prompts per N . Our goal number of stories for each N was set to 7200 stories. A summary of the words written by each author, author order permutations, and prompts per author, as well as the pool of 5 authors and their corresponding model checkpoints used for generating all story parts is shown in Table 2.

3.2 LLM prompting

For each value of N , we used different prompts to generate story parts sequentially, as detailed in Table 3. Utilizing the vLLM library⁵, we accessed and generated text from various LLMs. Initially, we conducted a pilot study to refine our prompts by generating and reviewing 100 articles. For the "Beginning" prompt, the first LLM used only the original `r/WritingPrompts/` input. For subsequent parts, we found that longer input prompts reduced story length, so we used the **Falcon.ai summarizer**⁶ to condense the story so far into under 80 words, allowing LLMs to generate longer sequences. We also included the last sentence of the story so far for smooth continuity. Prompts for different sections only varied in their instructions to begin, continue, or conclude the story. Additionally, we added an instruction to prevent LLMs from generating extraneous instructions. More details are provided in Section A.1.

3.3 Post-processing and filtering

Though we used instruction-tuned LLMs, they do not follow instructions perfectly. Though our goal

⁵<https://docs.vllm.ai/en/stable/>

⁶<https://huggingface.co/Falconsai>

Prompt Templates
<p><i>Beginning Prompt</i> You are a creative story writer. Write a story that starts with the prompt <code>{starting prompt}</code> in around <code>{n}</code> words. Do not add any instructions. Start the story as follows:</p>
<p><i>Middle Prompt</i> Write <code>{n}</code> words to continue this storyline: <code>{summary of story so far}</code>. Continue from this sentence: <code>{last sentence from previous part}</code></p>
<p><i>Ending Prompt</i> Write <code>{n}</code> words to conclude this storyline: <code>{summary of story so far}</code>. Do not add any instructions. Continue from this sentence: <code>{last sentence from previous part}</code></p>

Table 3: Prompt templates for different parts of the story. `{n}` here denotes the number of target words for each author.

number of words per story was 800-900 words, we used the upper limit to calculate the number of words each LLM should generate. From our pilot study, we found that most LLMs were undershooting their target number of words in the instruction. We also filtered out all stories in which at least one part was under 50 words long. We also removed all extra spaces from the stories and any repetitions of the instructions in rare cases. We also filtered for some additional types of noises detailed in Section A.2. After this filtration, we were left with the following number of stories per $N \in [1, 5]$: 7164, 7070, 6093, 6955, 5221 for a total of 32, 503 stories. An example of one such story from our dataset can be read in detail in Table 4.

4 Dataset Analysis

We compare the LLM-generated single and multi-authored texts with the single-authored human written stories to study the relative quality of LLM generated stories as the number of authors present increases. To do this, we report the average and standard deviation of different measures such as the average number of (i) **words**, (ii) **sentences**, (iii) **vocabulary richness**, (iv) **percentage of stop-words**, (v) **readability scores**, (vi) **entropy**, and (vii) **coherence** scores using the TextDescriptives

Part 1	Part 2	Part 3	Part 4	Part 5
Mistral	Gemma	Llama	Olmo	Orca
Years ago, in the depths of a dark and desolate forest, I made a promise to a witch. Desperate for her help to save my beloved firstborn son, I agreed to offer her my firstborn in return for her healing magic. The old crone's cackling laughter still echoed in my ears as I made that fateful vow. But time passed, and my wife bore us three more children. With each birth, I was filled with relief and gratitude, knowing that our family had been spared the tragedy that had once threatened to tear us apart. Yet no matter how hard I tried, I couldn't bring myself to fulfill my promise to the witch. Now, years have passed, and the witch has grown tired of waiting. Her messages, delivered by raven messenger, are becoming more and more urgent. The ground beneath my feet seems to shake with her anger, and I can't help but fear for the consequences of my broken vow. Desperate for a solution, I turn to the only person who might be able to help me. But will she be able to save me from the wrath of the vengeful witch?	Her pale, ethereal face held a cruel smile, her voice like the rustling of dry leaves in a desolate forest. "Your son's life hangs in the balance, dear one," she hissed, her voice dripping with malice. "Yet, you have failed to fulfill your part of the bargain." Panic surged through me as I realized the witch was right. I had never presented her with a child. The burden of my desperation had become a heavier chains, tethering me to an unspoken debt. Desperation fueled the flames of my fear, as I knew that if I failed, not only would my son succumb to his fate, but the wrath of the vengeful witch would descend upon me. Time seemed to warp, stretching into an agonizing eternity as I considered my options. Could I find a way to appease her, to escape the consequences of my foolish decision?	I paced back and forth in my chambers, my mind racing with thoughts of the witch and the debt I owed her. I had been so desperate to save my son, I had agreed to give her my firstborn child in exchange for her healing magic. Now, years had passed and the witch had grown tired of waiting. She had come to me, demanding that I fulfill my end of the bargain. I knew that I could not give her my son. He was all I had left of my beloved husband, and I would rather die than lose him. But I also knew that I could not defy the witch. She had the power to take my life, and the lives of my children, with just a wave of her hand. I spent hours pacing, trying to think of a way to appease her. But no matter what I did, I could not come up with a solution. I was trapped, and I knew it. The witch had me in her grasp, and she would not let me go. Finally, in desperation, I decided to seek out the help of a wise old woman who lived in the village.	A few days ago, I came to her, my heart heavy with grief and my soul wounded. She, in turn, looked at me with a kind and gentle expression. Then, with a wave of her hand, she began her spell. I watched as the darkness in my heart began to fade, and my love for my children grew stronger than ever. She whispered words of power and love, and the bond between my wife and I was restored. From that day forward, we were a family once more, united by the magic of the wise old woman.	The wise old woman had always been a renowned healer in our village. Her knowledge of herbs and potions was unmatched, and many came to her seeking relief from various ailments. I was one of those who sought her help, when my firstborn son fell gravely ill. His fever raged, and his tiny body was wracked with pain. Desperate for her help to save my beloved firstborn son, I agreed to give her my firstborn in exchange for her healing magic. I returned to my wife, heartbroken and ashamed, to tell her of the bargain I had made. But time passed, and my wife bore us three more children. With each birth, I was filled with relief and gratitude, knowing that our family had been spared the tragedy of losing a child. The wise old woman had honored her part of the bargain, and my son grew strong and healthy under her care. He became a skilled healer in his own right, following in the footsteps of the wise old woman who had saved his life.

Table 4: Example of a 5-part LLM story from CollabStory dataset for the prompt: “Years ago, you promised your firstborn to a witch. Since then, despite your best efforts, you can’t seem to give him away. The witch is starting to get pretty mad.”

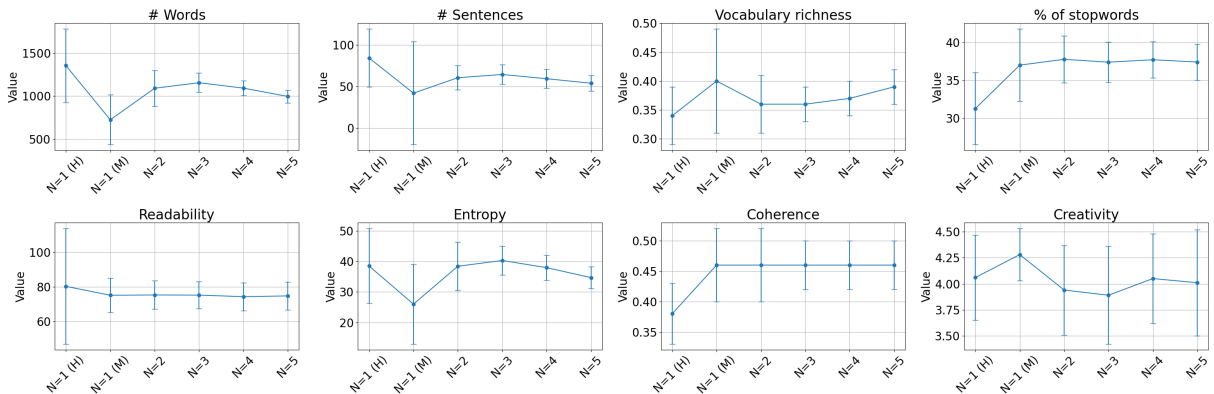


Figure 2: N on the X-axis denotes the number of authors, and $N=1(H)$ and $N=1(M)$ correspond to the human-written and machine-generated single-authored texts, respectively. All other texts ($N \geq 2$) are multi-LLM generated. Y-axis shows the values of the measure shown in each subplot as mentioned in the headings. For all measures, we show average and standard deviation for N going from 1 to 5. For all measures except vocabulary richness (3rd column, 1st row), increasing the number of authors (N) does not lead to statistically significant deviations from the human text distribution.

Library⁷ for different numbers of authors (N) in Figure 2. We measure (vii) **creativity** using OCSAI (Open Creativity Scoring with Artificial Intelligence) (Organisciak et al., 2023) that provides text creativity scores using an LLM (GPT-4) fine-tuned on human annotations of creativity. From Figure 2, we see that across most measures, there isn’t

⁷<https://github.com/HLasse/TextDescriptives>

a significant deviation or decline as the number of authors is increased, i.e. collaboration or introducing multiple LLMs in the generation setting does not disturb the quality of the stories generated. In fact, the only statistically significant difference between LLM-coauthored and human-written stories in vocabulary richness measured by type-token-ratio (TTR) for $N \in [2, 3, 4]$. For all other

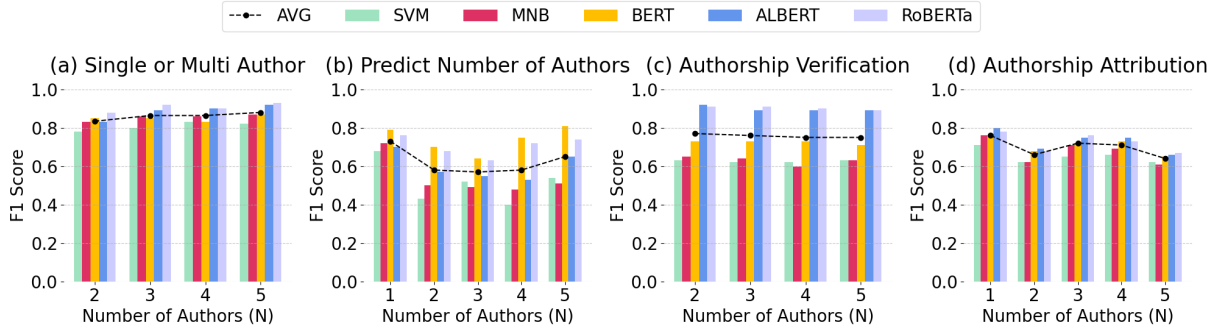


Figure 3: F1 scores for authorship-related tasks in the multi-LLM scenario, using different methods (color-coded) as the number of authors increases from N=1 to N=5.

Negative Sample Source	Correct Wins	Neither Wins	Incorrect Wins
Different Story	75%	25%	0%
Same Story	35%	55.33%	9.67%

Table 5: Continuity evaluation of pairs of story parts using GPT-4o using different negative sample sources (either from within the same story or not). This table presents the percentage of story parts for which either only the correct part was evaluated as having continuity, or the negative sample (incorrect) or both.

measures, our dataset’s machine-generated stories follow similar distributions to human-written stories. Automated measures of readability and coherence utilized the human-generated stories as the reference text, and even for these measures, we see that collaboratively generated text scores do not deviate from the reference score distribution. This analysis indicates that LLMs are able to collaboratively generate stories without any significant changes in quality through sequential prompting. Detailed statistics for each LLM are provided in the Appendix (Table 7).

4.1 Story Continuity

An important aspect of collaborative storywriting is the notion of continuity. Particularly, we wanted to measure if the different story parts generated sequentially by different LLM authors followed a logical and cohesive plot. To evaluate this, we used a prompt-based evaluation using GPT-4o (OpenAI, 2024) to discern if two consecutive story parts continue a story well or not. To do this, we develop two types of pairs of story parts: one pair containing the "Correct" or the positive sample which points to the actual next part in the story, or "Incorrect" which is the negative sample that is either a

random story part drawn from a different story or from the same one (but not the true next one, any other part). In other words, for the negative samples taken from within the same story, we ensure to not use the correct consecutive part as a negative sample. An example of this setup is illustrated in Figure 4, where given a story part, there is an actual continuation ("Correct") and a random negative sample ("Incorrect") story part drawn from either the same story or a different one. We then use the following prompt structure to obtain continuity evaluations for both candidate next parts and then compare if the actual continuation was the one with a better continuation evaluation. We provide GPT-4o a pair of texts at a time (out of a total of 600 pairs) and ask it the following question: “Does Part 2 serve as a good continuation of Part 1 in terms of logical flow, coherence, and consistency? Please respond with Yes or No.” GPT-4o generated the binary "yes/no" responses and an explanation. We then compare the percentage of story parts for which either the correct answer got a "Yes" and the incorrect one got a "No" response (Correct Wins), if both candidate continuations were evaluated the same (Neither Wins), or if the Incorrect answer got a "Yes" and the Correct one got a "No". We present the results in Table 5. We see that when the negative story parts are sampled from different stories than the one that the first part belongs to, then there are 0 cases for which the incorrect part wins. This is an expected result, as story parts that belong to different stories would have different topics, plot lines, characters, and so on. Hence, detecting this discontinuity should not be hard, as is the case. An example of a case where Neither Wins and both candidate story parts get an evaluation as being discontinuous is provided in Figure 4. As illustrated by this example, it is crucial to note

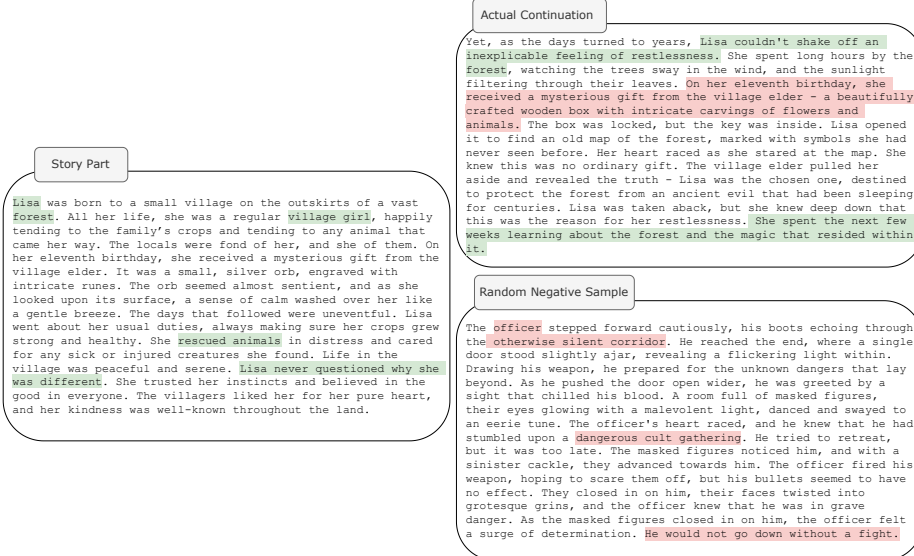


Figure 4: To evaluate the continuity of story parts, we sample two potential continuations to a story part, one correct and one incorrect. In this figure, we see an example of a story part on the left and two candidates to be evaluated for continuity. In green are some terms highlighted to show continuity in topics, characters, and plot lines, and in red are highlighted sections of the text that suggest discontinuity.

that our prompt encourages the model to evaluate the logical or common-sense flow of the stories. Hence, topic overlap alone was insufficient to mark two parts as continuous. In the harder setting, when the negative sample is also a story part from within the same story, we see that there is a marked increase in both the Neither Wins and Incorrect Wins scenarios (see Table 5) where Incorrect Wins goes from 0 to 9.67% and Neither Wins has an over 30% increase. This is expected since many of the story parts were not the next immediate part but a few sequences apart. They all follow the same story and share some logical flow despite the distance in their occurrences in the story. For example, the fourth part of story might get a positive continuity evaluation, just as the second, third, and fifth would if compared with the first part of the story. Over 85% of Neither Wins story pairs had a continuous evaluation for both candidates (142 out of 166). Thus, out-of-the-box LLMs are able to follow plot lines and logic even when continuing each others' partially written parts at any point in the story.

5 Authorship Analysis: Extending PAN tasks for multi-LLM scenario

Plagiarism Analysis, Authorship Identification, and Near-Duplicate Detection, known as PAN tasks (Bevendorff et al., 2023), have presented a persistent challenge, establishing benchmarks for analyz-

ing multi-authored text among humans for more than 15 years. We extend the most common and repeated authorship-related tasks from the PAN multi-human-author task suite to the multi-LLM scenario. We then fine-tune and report performance using the following 5 baseline methods: Multinomial Naive Bayes (MNB) (Losada and Azzopardi, 2008), Support Vector Machine (SVM) (Vapnik, 1998), BERT (Kenton and Toutanova, 2019), ALBERT (Lan et al., 2019), and RoBERTa (Liu et al., 2019).

5.1 Task 1: Is a story written by multiple authors or not?

We randomly sample articles from the single-LLM authored stories i.e. $N = 1$ as the negative class v/s articles from the multi-authored settings where $N \in [2, 3, 4, 5]$ as the positive class. We sample from the single-LLM stories to keep the class distribution equal, based on the number of articles for each N . From Figure 3(a), we see that for all methods, the performance at $N = 5$ is higher than for $N = 2$, gradually increasing with the value of N . Stories that have a higher number of authors are more distinct from single-authored ones. We conjecture that introducing more authors in the article might lead to more variations in the text, making stories with $N = 5$ authors most easily distinguishable from stories without any such variations i.e. $N = 1$.

5.2 Task 2: How many authors have written a story?

The second task is to predict the number of authors involved in generating a story. For the CollabStory dataset, this means that class labels $\in [1, 5]$. From Figure 3(b) we see that the task of predicting exactly how many authors have co-written a story is easiest for $N = 1$ in conjunction with findings from Task 1 that showed that multi-authored text can be more easily distinguished from single-authored text. Thus, here too it seems to be easiest to separate the single-authored texts from $N \geq 2$. However, for multi-authored stories, only BERT and RoBERTa perform better than other baselines (>0.72 F1), especially for $N \in [4, 5]$. Overall, the performance across this task is low.

5.3 Task 3: Authorship Verification

This is a pair-wise sentence classification task where the goal is to predict if two consecutive sentences are written by the same author or not. For this task, we used all the sentences at LLM-LLM boundaries, that is the last sentence of part i and the first sentence of part $i + 1$. The negative class data samples were sampled as random pairs of consecutive sentences within each story part. From Figure 3(c), we see that transformers-based fine-tuned methods perform well at this task (> 0.8 F1).

5.4 Task 4: Authorship Attribution

Authorship Attribution involves predicting exactly who the author of a text article is. In the case of multi-LLM text, we design this task such that each data sample is homogeneous or each part is written by a single author and the classifier’s task is to identify its author. From Figure 3(d), we see that irrespective of the value of N , attribution performance is low (between 0.6 to 0.75 F1). We were expecting attribution to be easier the fewer the number of authors in the article since the length of the parts contributed by each author would be longer. But there does not seem to be any such correlation in our dataset i.e. length contributed by each author does not correlate with their detection. We provide more detailed results for each LLM or class-wise F1 scores in the Appendix (Table 8).

Thus, from the perspective of authorship tasks, for the multi-LLM scenario, Task 1 and Task 3 have higher performance (≥ 0.8 F1) and it is relatively easier to predict if a text is single or multi-authored and if two consecutive texts are written by the same

author. , Task 2 and Task 4 are challenging even for fine-tuned LMs, which means predicting exactly **how many authors have contributed to a text** and exactly **who wrote each span of text** are extremely hard in this multi-LLM scenario, irrespective of how few or how many LLMs are collaborating.

6 Conclusion

We present CollabStory, the first exclusively LLM-LLM or machine-machine collaborative story dataset, and demonstrate the tasks it enables. We find that LLMs are able to collectively generate creative stories at par with human-written stories via sequential prompting. Using this dataset, we demonstrate which multi-LLM authorship tasks are most challenging. Recent developments have significantly advanced LLM-assisted writing, sparking widespread discussions about the nature of authorship. Beyond using LLMs for paraphrasing, editing, and enhancing text, there exists an extreme scenario where text is generated entirely by multiple LLMs. Our work addresses this extreme case, raising several nuanced authorship concerns: Who should be considered the true creative source in such a situation? Should all LLMs involved be credited? Or should the human developers designing the prompts be acknowledged as the primary authors? Moreover, should the LLM that contributed the most—whether in terms of word count, narrative depth, or plot twists—be granted greater ownership? We will soon need “Catch As Catch Can” methods to not only find all points where authorship changes within an article but also simultaneously attribute each independent segment to the specific LLM author. As more and more LLMs are becoming easier to access, malicious actors could combine texts from different LLMs to evade automated and in-built misinformation flaggers, or students might circumvent credibility checks by having different LLMs write different sections of an academic article. We further discuss the real-world implications of such tasks in the Appendix (Section B). Thus, CollabStory has been developed as a resource with long-form stories written by multiple LLMs to support the development and expansion of tasks and methods that can help address incoming challenges brought by LLM-LLM interactions.

Limitations

Our work demonstrates one way of collecting a collaborative multi-LLM dataset. However, several variants are possible. Of course, as the LLM space is ever evolving, newer LLMs (e.g. Llama 3) became available as we were already collecting this dataset. Another aspect is that our dataset was collected in a uniform manner such that all LLMs contributed somewhat equal portions of text to a story. The next step would be to train a routing algorithm or a randomizer that could generate non-uniform collaborative texts. Our current analysis is unable to account for this setting and we leave this for future work. Additionally, the iterative generation process is resource-intensive and not easily scalable. We also acknowledge that LLM tasks beyond story writing are essential for a deeper understanding of how LLMs collaborate in open-ended generation tasks.

Ethics Statement

Using LLMs for creative story writing could relay some of the biases and harmful stereotypes present in the LLMs original training data since all our LLMs are trained on data from the internet. This is an important consideration before or during the dissemination of any such generated texts or stories. Transparency of the source of generated articles is important to avoid deception or wrongful content attribution. With creative writing tasks, it is also important to address any impact on creative professionals and guidelines to ensure that LLMs help enhance rather than undermine human creativity. We study LLM story-writing as a means to better prepare for a future of LLM-generated creative texts that might be misused in classroom settings, to manipulate public opinion on social media forums, and also to protect human writers against plagiarism amongst many other potential non-ethical usages.

References

Nader Akoury, Shufan Wang, Josh Whiting, Stephen Hood, Nanyun Peng, and Mohit Iyyer. 2020. **STORIUUM: A Dataset and Evaluation Platform for Machine-in-the-Loop Story Generation**. In *Proceedings of the 2020 Conference on Empirical Methods in Natural Language Processing (EMNLP)*, pages 6470–6484, Online. Association for Computational Linguistics.

Janek Bevendorff, Ian Borrego-Obrador, Mara Chinae-

Ríos, Marc Franco-Salvador, Maik Fröbe, Annina Heini, Krzysztof Kredens, Maximilian Mayerl, Piotr Pezik, Martin Potthast, et al. 2023. Overview of pan 2023: Authorship verification, multi-author writing style analysis, profiling cryptocurrency influencers, and trigger detection: Condensed lab overview. In *International Conference of the Cross-Language Evaluation Forum for European Languages*, pages 459–481. Springer.

Tuhin Chakrabarty, Vishakh Padmakumar, and He He. 2022. **Help me write a poem - instruction tuning as a vehicle for collaborative poetry writing**. In *Proceedings of the 2022 Conference on Empirical Methods in Natural Language Processing*, pages 6848–6863, Abu Dhabi, United Arab Emirates. Association for Computational Linguistics.

Elizabeth Clark, Anne Spencer Ross, Chenhao Tan, Yangfeng Ji, and Noah A Smith. 2018. Creative writing with a machine in the loop: Case studies on slogans and stories. In *23rd International Conference on Intelligent User Interfaces*, pages 329–340.

Yulun Du and Lydia Chilton. 2023. Storywars: A dataset and instruction tuning baselines for collaborative story understanding and generation. In *Proceedings of the 61st Annual Meeting of the Association for Computational Linguistics (Volume 1: Long Papers)*, pages 3044–3062.

Angela Fan, Mike Lewis, and Yann Dauphin. 2018. Hierarchical neural story generation. In *Proceedings of the 56th Annual Meeting of the Association for Computational Linguistics (Volume 1: Long Papers)*, pages 889–898.

Dirk Groeneveld, Iz Beltagy, Pete Walsh, Akshita Bhagia, Rodney Kinney, Oyvind Tafjord, Ananya Harsh Jha, Hamish Ivison, Ian Magnusson, Yizhong Wang, et al. 2024. Olmo: Accelerating the science of language models. *arXiv preprint arXiv:2402.00838*.

Albert Q Jiang, Alexandre Sablayrolles, Arthur Mensch, Chris Bamford, Devendra Singh Chaplot, Diego de las Casas, Florian Bressand, Gianna Lengyel, Guillaume Lample, Lucile Saulnier, et al. 2023. Mistral 7b. *arXiv preprint arXiv:2310.06825*.

Jacob Devlin Ming-Wei Chang Kenton and Lee Kristina Toutanova. 2019. Bert: Pre-training of deep bidirectional transformers for language understanding. In *Proceedings of NAACL-HLT*, pages 4171–4186.

Jeongyeon Kim, Sangho Suh, Lydia B Chilton, and Haijun Xia. 2023. Metaphorian: Leveraging large language models to support extended metaphor creation for science writing. In *Proceedings of the 2023 ACM Designing Interactive Systems Conference*, pages 115–135.

Zhenzhong Lan, Mingda Chen, Sebastian Goodman, Kevin Gimpel, Piyush Sharma, and Radu Soricut. 2019. Albert: A lite bert for self-supervised learning of language representations. In *International Conference on Learning Representations*.

- Mina Lee, Percy Liang, and Qian Yang. 2022. Coauthor: Designing a human-ai collaborative writing dataset for exploring language model capabilities. In *Proceedings of the 2022 CHI conference on human factors in computing systems*, pages 1–19.
- Huaoli Li, Yu Chong, Simon Stepputtis, Joseph Campbell, Dana Hughes, Charles Lewis, and Katia Sycara. 2023a. Theory of mind for multi-agent collaboration via large language models. In *Proceedings of the 2023 Conference on Empirical Methods in Natural Language Processing*, pages 180–192, Singapore. Association for Computational Linguistics.
- Yuan Li, Yixuan Zhang, and Lichao Sun. 2023b. Metaagents: Simulating interactions of human behaviors for llm-based task-oriented coordination via collaborative generative agents. *arXiv preprint arXiv:2310.06500*.
- Yinhan Liu, Myle Ott, Naman Goyal, Jingfei Du, Mandar Joshi, Danqi Chen, Omer Levy, Mike Lewis, Luke Zettlemoyer, and Veselin Stoyanov. 2019. Roberta: A robustly optimized bert pretraining approach. *arXiv preprint arXiv:1907.11692*.
- Zijun Liu, Yanzhe Zhang, Peng Li, Yang Liu, and Diyi Yang. 2023. Dynamic llm-agent network: An llm-agent collaboration framework with agent team optimization. *arXiv preprint arXiv:2310.02170*.
- David E Losada and Leif Azzopardi. 2008. Assessing multivariate bernoulli models for information retrieval. *ACM Transactions on Information Systems (TOIS)*, 26(3):1–46.
- Subhabrata Mukherjee, Arindam Mitra, Ganesh Jawahar, Sahaj Agarwal, Hamid Palangi, and Ahmed Awadallah. 2023. Orca: Progressive learning from complex explanation traces of gpt-4. *arXiv preprint arXiv:2306.02707*.
- OpenAI. 2024. [Hello gpt-4o](#). Accessed: 2024-05-26.
- Peter Organisciak, Selcuk Acar, Denis Dumas, and Kelly Berthiaume. 2023. Beyond semantic distance: Automated scoring of divergent thinking greatly improves with large language models. *Thinking Skills and Creativity*, 49:101356.
- Bo Pan, Jiaying Lu, Ke Wang, Li Zheng, Zhen Wen, Yingchaojie Feng, Minfeng Zhu, and Wei Chen. 2024. Agentcoord: Visually exploring coordination strategy for llm-based multi-agent collaboration. *arXiv preprint arXiv:2404.11943*.
- Nikhil Singh, Guillermo Bernal, Daria Savchenko, and Elena L Glassman. 2023. Where to hide a stolen elephant: Leaps in creative writing with multimodal machine intelligence. *ACM Transactions on Computer-Human Interaction*, 30(5):1–57.
- Gemma Team, Thomas Mesnard, Cassidy Hardin, Robert Dadashi, Surya Bhupatiraju, Shreya Pathak, Laurent Sifre, Morgane Rivière, Mihir Sanjay Kale, Juliette Love, et al. 2024. Gemma: Open models based on gemini research and technology. *arXiv preprint arXiv:2403.08295*.
- Hugo Touvron, Louis Martin, Kevin Stone, Peter Albert, Amjad Almahairi, Yasmine Babaei, Nikolay Bashlykov, Soumya Batra, Prajjwal Bhargava, Shruti Bhosale, et al. 2023. Llama 2: Open foundation and fine-tuned chat models. *arXiv preprint arXiv:2307.09288*.
- VN Vapnik. 1998. Statistical learning theory.
- Daijin Yang, Yanpeng Zhou, Zhiyuan Zhang, Toby Jia-Jun Li, and LC Ray. 2022. Ai as an active writer: Interaction strategies with generated text in human-ai collaborative fiction writing. In *Joint International Conference on Intelligent User Interfaces Workshops: APEX-UI, HAI-GEN, HEALTHI, HUMANIZE, TExSS, SOCIALIZE (IUI-WS 2022)*, pages 56–65. CEUR-WS Team.
- Catherine Yeh, Gonzalo Ramos, Rachel Ng, Andy Huntington, and Richard Banks. 2024. Ghostwriter: Augmenting collaborative human-ai writing experiences through personalization and agency. *arXiv preprint arXiv:2402.08855*.
- Ann Yuan, Andy Coenen, Emily Reif, and Daphne Ippolito. 2022. Wordcraft: story writing with large language models. In *27th International Conference on Intelligent User Interfaces*, pages 841–852.
- Zijie Zeng, Lele Sha, Yuheng Li, Kaixun Yang, Dragan Gašević, and Guangliang Chen. 2024. Towards automatic boundary detection for human-ai collaborative hybrid essay in education. In *Proceedings of the AAAI Conference on Artificial Intelligence*, volume 38, pages 22502–22510.
- Yang Zhang, Shixin Yang, Chenjia Bai, Fei Wu, Xiu Li, Xuelong Li, and Zhen Wang. 2024. Towards efficient llm grounding for embodied multi-agent collaboration. *arXiv preprint arXiv:2405.14314*.
- Wenjie Zhong, Jason Naradowsky, Hiroya Takamura, Ichiro Kobayashi, and Yusuke Miyao. 2023. Fiction-writing mode: An effective control for human-machine collaborative writing. In *Proceedings of the 17th Conference of the European Chapter of the Association for Computational Linguistics*, pages 1752–1765.

A Appendix

A.1 LLM Prompting

For for all $N \geq 2$, we provided the summary of the story so far as an input in the prompt. To make sure that our story parts had smooth continuity, we also used the last sentences of the story so far as input. This made sure that the generating LLM has access to the last sentence in addition to the overall storyline to continue the story as seamlessly as possible. This second input is denoted as “last sentence from previous part” in Table 3. Other than this, our prompt for the three types of story sections only differed in the instruction of writing either the “beginning”, “continue”, or “conclude” the storyline so far. We also had to add an instruction to stop the LLMs from generating any additional instructions as from our pilot study, we found that some LLMs (Orca and Llama) would often first generate a rephrasing or more detailed version of our instruction before generating the actual story content.

A.2 Dataset Cleaning

For each prompt, we gave each LLM 20 maximum attempts to re-generate that particular story part if it fell 15 or more words shorter than the goal length in the previous iteration. Despite this, we had instances of very short story parts that would have made the average article length too short or led to a very skewed representation of one LLM v/s the rest. Thus, we discarded such stories. Additionally, we were able to notice two formatting peculiarities for Gemma and LLama. Particularly, Gemma’s story parts often began with a short title for the section it was to generate surrounded by “###” for example “### The return of the Jedi ###”. Llama on the other hand was appending a “The end” whenever it was its turn to write the ending part of a story. We removed all cases of these two substrings using regular expressions search and deletion as a means to unify the flow of the story across all LLMs and to make sure particular LLMs weren’t identifiable only due to such formatting details. We also removed all extra spaces from the stories and any repetitions of the instructions in rare cases.

B Authorship Analysis: Real world implications

This work have profound implications for various stakeholders in the burgeoning socio-technical system of generative AI. Our research introduces

authorship-related tasks using CollabStory, which can help address these concerns by accurately discerning the usage of multiple LLMs in texts (summarized in Table 6. Our extension of PAN-inspired authorship tasks is closely linked to real-world implications, as follows:

Task 1: Predict multi-author or not In the rapidly expanding and fiercely competitive market for LLMs, the ownership of content and the ability to prove the origins of creative work are becoming increasingly crucial. As the market evolves, closed-source LLMs are implementing stricter regulations and demanding credit assignment under various distribution licensing norms. In this context, the capacity to demonstrate that a text incorporates generated output from multiple LLMs is essential. This capability can effectively prevent any single stakeholder or developer from erroneously claiming exclusive rights to the content, thereby bolstering the defense against wrongful intellectual property (IP) claims.

Task 2: Predict number of authors Predicting the exact number of LLMs involved in the writing process can help keep track of the frequency and extent to which LLMs are used collaboratively, as more and more models enter the open-source market. This is essential to understand whether such usage improves task performance or introduces inefficiencies beyond a certain threshold. Understanding the optimal number of LLMs or the degree to which LLMs can leverage each other’s strengths in writing tasks is vital. It ensures effective collaboration without unnecessary complexity, maximizing the benefits of combined model capabilities while avoiding overkill and collaboration for its own sake.

Task 3: Author Verification With LLMs increasingly paraphrasing and editing each other’s texts, it becomes crucial to identify which spans were generated by different LLMs. Consider a scenario where a news article is paraphrased by one LLM and subsequently edited by another, with the latter introducing fallacies or misinformation. In such cases, discerning the contributions of each LLM is essential for identifying malicious LLM agents or the infiltration of critical content, such as media and news articles. This capability has significant applications, including detecting perjury and combating the adversarial obfuscation of text, thus maintaining the integrity and reliability of information.

PAN Task equivalent	Task Description: Multi-LLM scenario	Real-world Implications
Predict multi-author or not	To determine if a text includes content from multiple LLMs or not	Credit Assignment and Intellectual Property (IP) regulation
Predict number of authors	To predict the number of LLMs involved in writing an article	Keeping track of LLM-LLM agent interactions in growing open-source market
Author Verification	To detect when authorship switches between LLMs	To detect perjury, misinformation injection, falsifying editing in news articles, and text obfuscation
Authorship Attribution	Predicting who wrote each text segment?	Plagiarism detection
Style Change Detection and Attribution	Finding all positions in the text where authorship changes and who wrote each segment	Classroom settings: Academic Integrity, detecting use of multiple open-source and free-to-use LLMs to surpass detection methods

Table 6: Real-world implications of the tasks involved in understanding LLM-LLM collaboration for writing tasks

Feature	Author	K=1	K=2	K=3	K=4	K=5
# Words	Gemma	172.97 ± 16.47	157.17 ± 36.22	124.51 ± 46.13	129.76 ± 47.16	133.75 ± 46.90
	Llama	172.51 ± 19.91	170.88 ± 13.28	173.35 ± 15.29	174.76 ± 16.18	172.23 ± 19.33
	Mistral	177.25 ± 12.61	182.24 ± 12.88	178.09 ± 22.71	178.82 ± 19.47	178.15 ± 22.69
	Olmo	168.01 ± 8.69	197.91 ± 18.93	194.89 ± 23.64	192.64 ± 26.60	191.41 ± 30.28
	Orca	174.45 ± 22.20	175.61 ± 10.42	178.11 ± 15.62	178.01 ± 14.37	177.89 ± 16.57
Lexical Diversity	Gemma	0.67 ± 0.04	0.67 ± 0.05	0.70 ± 0.07	0.69 ± 0.07	0.68 ± 0.06
	Llama	0.60 ± 0.05	0.61 ± 0.05	0.59 ± 0.05	0.58 ± 0.05	0.58 ± 0.06
	mistral	0.64 ± 0.04	0.62 ± 0.04	0.61 ± 0.05	0.61 ± 0.04	0.61 ± 0.05
	Olmo	0.62 ± 0.05	0.57 ± 0.06	0.58 ± 0.06	0.58 ± 0.06	0.57 ± 0.07
	Orca	0.62 ± 0.05	0.62 ± 0.04	0.61 ± 0.04	0.61 ± 0.05	0.60 ± 0.05
Readability	Gemma	75.95 ± 8.53	77.13 ± 9.70	75.13 ± 12.29	74.11 ± 11.81	73.28 ± 12.96
	Llama	83.11 ± 8.35	82.61 ± 8.50	82.75 ± 9.00	80.88 ± 10.10	80.13 ± 9.19
	Mistral	81.04 ± 8.58	83.99 ± 8.40	81.59 ± 10.07	82.02 ± 9.09	79.91 ± 9.44
	Olmo	80.78 ± 9.01	83.31 ± 9.87	81.41 ± 9.81	80.55 ± 10.73	80.45 ± 10.20
	Orca	83.08 ± 8.54	82.51 ± 8.45	80.86 ± 9.65	79.95 ± 9.97	79.51 ± 9.80
Coherence	Gemma	0.49 ± 0.07	0.47 ± 0.08	0.47 ± 0.08	0.47 ± 0.08	0.48 ± 0.08
	Llama	0.44 ± 0.08	0.47 ± 0.08	0.47 ± 0.08	0.47 ± 0.08	0.49 ± 0.08
	mistral	0.46 ± 0.07	0.44 ± 0.07	0.45 ± 0.07	0.45 ± 0.07	0.46 ± 0.07
	Olmo	0.47 ± 0.08	0.43 ± 0.07	0.45 ± 0.08	0.45 ± 0.08	0.45 ± 0.08
	Orca	0.44 ± 0.07	0.45 ± 0.08	0.45 ± 0.08	0.46 ± 0.08	0.47 ± 0.07

Table 7: Descriptive Statistics or Features for stories generated by different authors for different parts of the stories. Here, “K” represents the part of the story written, i.e. K=1 corresponds to the first part of the story, K=2 refers to the second part, and so on.

Task 4: Authorship Attribution Identifying the exact LLMs responsible for authoring a text is crucial for detecting and addressing plagiarism. This is particularly important in academic settings, where students might use closed-source LLMs without complying with content ownership and usage declaration regulations. This is possible also in cases where content from one LLM is being posed as that from another to claim higher ability or quality. An example of such a situation might be in a bid to motivate financial investors hoping to monetize and utilize LLMs for specific domains (such as medical applications, educational tools, and creative content generation).

Task 4: Authorship Attribution

N=1						
Method	Orca	Olmo	Llama	Mistral	Gemma	AVG
MNB	-	0.70	<u>0.71</u>	0.64	0.99	0.76
SVM	-	0.61	0.68	0.58	<u>0.97</u>	0.71
BERT	-	0.70	<u>0.71</u>	0.64	0.99	0.76
ALBERT	-	0.78	0.73	0.70	0.99	0.80
RoBERTa	-	<u>0.73</u>	0.70	<u>0.68</u>	0.99	<u>0.78</u>
N=2						
Method	Orca	Olmo	Llama	Mistral	Gemma	AVG
MNB	0.49	0.51	0.52	0.51	0.92	0.62
SVM	0.51	0.55	0.54	0.59	0.79	0.62
BERT	<u>0.54</u>	0.54	0.63	<u>0.58</u>	<u>0.95</u>	<u>0.68</u>
ALBERT	0.56	<u>0.58</u>	0.63	0.59	0.96	0.69
RoBERTa	0.49	0.62	<u>0.60</u>	0.56	0.94	<u>0.68</u>
N=3						
Method	Orca	Olmo	Lama	Mistral	Gemma	AVG
MNB	-	0.60	0.67	0.63	0.94	0.71
SVM	-	0.57	0.65	0.57	0.82	0.65
BERT	-	0.58	<u>0.69</u>	<u>0.67</u>	<u>0.95</u>	0.72
ALBERT	-	<u>0.64</u>	0.71	0.68	<u>0.95</u>	<u>0.75</u>
RoBERTa	-	0.71	0.71	<u>0.67</u>	0.96	0.76
N=4						
Method	Orca	Olmo	Llama	Mistral	Gemma	AVG
MNB	-	0.58	0.65	0.63	<u>0.91</u>	0.69
SVM	-	0.58	0.67	0.59	0.80	0.66
BERT	-	<u>0.59</u>	<u>0.70</u>	<u>0.68</u>	0.93	<u>0.73</u>
ALBERT	-	0.66	0.73	0.70	0.93	0.75
RoBERTa	-	0.66	0.68	0.64	0.93	<u>0.73</u>
N=5						
Method	Orca	Olmo	Llama	Mistral	Gemma	AVG
MNB	0.54	0.54	0.56	0.53	0.86	0.61
SVM	0.56	<u>0.61</u>	0.60	0.54	0.79	0.62
BERT	0.60	0.57	<u>0.62</u>	0.54	0.93	0.65
ALBERT	<u>0.58</u>	0.55	0.65	0.62	<u>0.92</u>	<u>0.66</u>
RoBERTa	0.56	0.69	0.61	<u>0.58</u>	<u>0.92</u>	0.67

Table 8: F1-scores for identifying the author of story parts across articles written by different numbers of authors. The 5 columns show each of the labels or authors. AVG denotes average F1-scores across all authors. Best performing method is in **bold** and second highest underlined.