

The Power of LLM-Generated Synthetic Data for Stance Detection in Online Political Discussions

Stefan Sylvius Wagner

Department of Computer Science
Heinrich Heine University Düsseldorf
stefan.wagner@hhu.de

Maïke Behrendt

Department of Computer Science
Heinrich Heine University Düsseldorf
maïke.behrendt@hhu.de

Marc Ziegele

Department of Social Sciences
Heinrich Heine University Düsseldorf
marc.ziegele@hhu.de

Stefan Harmeling

Department of Computer Science
Technical University Dortmund
stefan.harmeling@tu-dortmund.de

Abstract

Stance detection holds great potential for enhancing the quality of online political discussions, as it has shown to be useful for summarizing discussions, detecting misinformation, and evaluating opinion distributions. Usually, transformer-based models are used directly for stance detection, which require large amounts of data. However, the broad range of debate questions in online political discussion creates a variety of possible scenarios that the model is faced with and thus makes data acquisition for model training difficult. In this work, we show how to leverage LLM-generated synthetic data to train and improve stance detection agents for online political discussions: (i) We generate synthetic data for specific debate questions by prompting a Mistral-7B model and show that fine-tuning with the generated synthetic data can substantially improve the performance of stance detection. (ii) We examine the impact of combining synthetic data with the most informative samples from an unlabelled dataset. First, we use the synthetic data to select the most informative samples, second, we combine both these samples and the synthetic data for fine-tuning. This approach reduces labelling effort and consistently surpasses the performance of the baseline model that is trained with fully labeled data. Overall, we show in comprehensive experiments that LLM-generated data greatly improves stance detection performance for online political discussions.

1 Introduction

With the recent advent of powerful generative Large Language Models (LLMs) such as ChatGPT¹, Llama [Touvron et al., 2023] and Mistral [Jiang et al., 2023], investigating how synthetic data from LLMs can be leveraged for downstream tasks has become a very important and relevant topic of research. It is well known that Natural Language Processing (NLP) tasks based on single-label or multi-label classification such as stance and sentiment detection benefit immensely from large amounts of labelled data [Mehrafarin et al., 2022]. However, in many cases, labelled data is scarce, especially in the realm of online political discussions: one issue is that gathering labelled data may not be allowed for privacy reasons. Another issue is that especially in stance detection for online political discussions comments and their stances are intrinsically linked to a question. There are a potentially infinite number of specific questions open for debate for which different types of comments (and their

¹<https://chat.openai.com/>

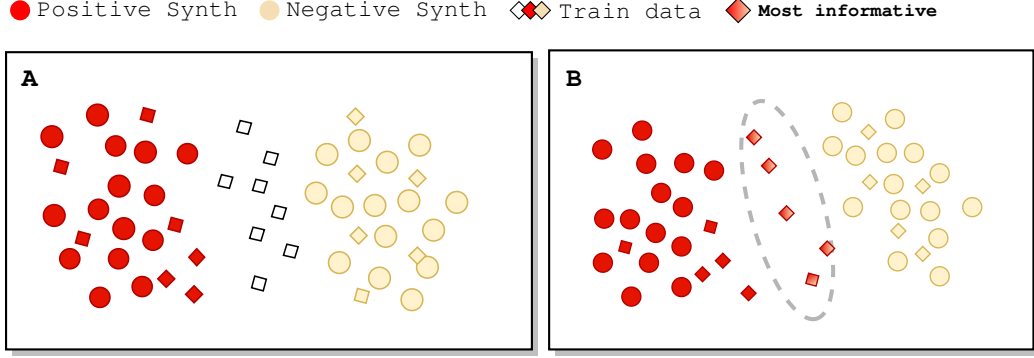


Figure 1: **We investigate the use of LLM-generated synthetic data for stance detection in online political discussions.** (A) We generate synthetic data \bullet for specific questions using a Mistral-7B model. The synthetic data is then used to fine-tune the stance detection model. We show that fine-tuning with synthetic data improves the performance of the model, since the synthetic data is roughly faithful to the real data’s \diamond underlying distribution. However, some real world samples \diamond cannot be captured by the synthetic data. (B) We therefore use the synthetic data to identify the most informative samples \diamond in the unlabelled real data pool. That is, we identify the samples that are on the boundary of the two classes of the synthetic data which are better off labelled by human experts. We show that combining the synthetic data with the manually labelled most informative samples improves the performance of the model even further.

stances) arise. This can be a problem, since the samples may not be varied or pertain to only one class, hence usually yielding an unbalanced dataset. For instance, performance drops severely for questions in the test dataset, that are not present in the training dataset [Vamvas and Sennrich, 2020].

An obvious approach to stance detection might be to apply LLMs *directly*, which has been tried with mixed results (see Section 2). Furthermore, LLMs are not yet fast enough at inference time for smaller real world interactive deployment in online discussions, unless adequate hardware infrastructure is provided. Also, using public hosting infrastructure may not be feasible when use cases require anonymity and privacy. While LLMs might not be directly useful for stance detection, we show in this paper, that they can be used to generate synthetic training data for more specific (and smaller) NLP models, such as BERT [Devlin et al., 2019], to create powerful stance detection for online political discussions that potentially work for any type of question. How exactly synthetic data from an LLM should be combined with a small pool of unlabelled training data will be investigated along the following questions:

Question 1 (Q1): Does fine-tuning with synthetic data improve the stance detection model?

Answer: Yes, and the more the better! One problem of stance detection datasets for online political discussions is the lack of (balanced) data for specific questions (sometimes also called issues). While fine-tuning with synthetic data is possible for BERT-based models, it was previously found to be challenging [Mahmoudi et al., 2024]. Using more powerful LLMs, we can show that fine-tuning with synthetic data does improve stance detection performance in online political discussions. This also holds when augmenting existing labelled data.

Question 2 (Q2): Can the labelling effort be reduced by controlling what example to manually label using active learning with synthetic data?

Answer: Yes, even if we don’t have real true labels initially. Another challenge in stance detection for online political discussions is labelling data, which is expensive and time consuming. Active learning can help us to identify the most informative samples that are then labelled manually, even if there are initially no labelled samples. For this we use the synthetic samples which have labels by construction, to select the most ambiguous (and thus most informative) samples in the unlabelled dataset.

Question (Q3): Can fine-tuning using the most informative samples plus the synthetic data outperform fine-tuning with a completely manually labelled dataset?

Answer: Yes, it can! Our study reveals that the most effective way to improve stance detection performance is to combine both

synthetic data and the most informative samples obtained via active learning. Surprisingly, this is even better than using a full dataset that has been completely manually labelled.

2 Background

Stance Detection for Online Political Discussions. Stance detection is a sub-task of sentiment analysis [Romberg and Escher, 2023] and opinion mining [ALDayel and Magdy, 2021] that aims to automatically detect the stance (e.g., *favor*, *against*, or *neutral*) of the author of a contribution towards a discussed issue, or target. In online political discussions, stances can be defined as the *side* that the author is on, e.g., *for* or *against* an increase in value added tax. Research has identified stance detection as an important yet challenging task; it is important because the automated detection of stances can, e.g., improve discussion summarisation [Chowanda et al., 2017], facilitate the detection of misinformation [Hardalov et al., 2022], and provide more comprehensive evaluations of opinion distributions in online political discussions and participation processes [Romberg and Escher, 2023]. Stance detection is also implemented as a feature in many recommender systems and discussion platforms [Küçük and Can, 2020]. Still, due to its dependency on context, stance detection is a highly challenging task. In online political discussions, for example, detecting the stance of a contribution towards a question requires a proper identification of both the question under discussion and the position of the contributor towards it. However, users regularly deviate from the original question and discuss multiple topics in the same thread [Ziegele et al., 2014], resulting in a high number of potential questions with often very few instances for training purposes. Fine-tuning transformer-based models [Vaswani et al., 2017] to solve stance detection is a common practice, but training these models requires a large amount of annotated data, which for the large variety of questions in online political discussions is unfeasible to acquire. We therefore in our work, show how to improve stance detection for online political discussions with synthetic data.

Active Learning. The aim of *active learning* is to minimize the effort of labelling data, while simultaneously maximizing the model’s performance. This is achieved by selecting a *query strategy* that chooses the most interesting samples from a set of unlabelled data points, which we refer to as *most informative* samples. These samples are then passed to, e.g., a human annotator for labelling. The usual setup consists of iteratively training a model on a small subset of manually labelled data that stems from a pool of unlabelled data. There exist many different query strategies such as Query By Committee (QBC, [Seung et al., 1992]), Minimum Expected Entropy (MEE, Holub et al. [2008]) or Contrastive Active Learning (CAL, Margatina et al. [2021]). By actively choosing samples and asking for the correct labelling, the model is able to learn from few labelled data points, which is advantageous especially when annotated datasets are not available. Within the domain of political text analysis, many different tasks lack large amounts of annotated data. It has been already shown in the past that these tasks can benefit from the active learning: e.g., stance detection [Kucher et al., 2017], topic modeling [Romberg and Escher, 2022], speech act classification [Schmidt et al., 2023] or toxic comment classification [Miller et al., 2020]. In this work, we examine how LLM-generated synthetic data can be used instead of real labelled data to select the most informative samples to be manually labelled.

Using LLM-generated synthetic data for fine tuning. Recent work has shown that synthetic data generated from LLMs can be used to improve the performance of a model on downstream tasks. Møller et al. [2023] showed that synthetic data can be used to improve the performance of a model on downstream classification tasks by comparing the performance of a model finetuned on LLM-generated data to crowd annotated data. In many cases the model finetuned on LLM-generated data outperforms the model finetuned on crowd annotated data. Mahmoudi et al. [2024] study the use of synthetic data for data augmentation in stance-detection. The authors use GPT-3 to generate synthetic data for a specific topic with mixed results due to the inability of GPT-3 to generate good data samples. In our work, we use a newer LLM model, Mistral-7B, which generates better synthetic data samples and show that we can generate synthetic data that matches the real data distribution. Veselovsky et al. [2023] analyse in which ways synthetic data is best generated for tasks like sarcasm detection and sentiment analysis. The authors reach the conclusion that grounding the prompts to generate the synthetic data to real samples helps improve the quality of the synthetic data. Similarly, Li et al. [2023] argue that subjectivity in the classification task determines whether synthetic data can be used effectively.

Using LLMs directly for stance detection. It has been shown that LLMs can be used directly for stance detection such as [Cruickshank and Xian Ng, 2023], [Burnham, 2023]. However, the general conclusion of these studies is that while LLMs are competitive with other transformer models such as BERT, especially for edge cases, they exhibit replication issues. [Burnham, 2023] also discuss the possibility of pre-training models on more specific data to improve the generalisation capability of the model. We therefore focus on using LLMs to generate synthetic data to solve key challenges in stance detection such as the lack of available data for specific topics and labelling large amounts of data, rather than using LLMs directly for the task.

3 Method

In line with our declared contributions, we present our core ideas to improve the performance of the stance detection model: (i) To fine-tune the model with synthetic data, we first define the synthetic dataset and show our pipeline to generate it. The baseline model is then further fine-tuned on the synthetic data. (ii) We then present our synthetic data-based approach to identify the most informative samples from a batch of unlabelled data. We propose a synthetic extension to the QBC (Query by Committee, [Seung et al., 1992]) method, where the synthetic data act as an ensemble of experts.

3.1 Preliminaries

Political discussions are typically centered around questions $q \in \mathcal{Q}$ (sometimes also called issues or targets). For stance detection, we usually have for each of these questions q a set of labelled data $\mathcal{D}^{(q)} = \{(x^{(i)}, y^{(i)})\}_{i=1}^I$ where $x^{(i)} \in \mathcal{X}$ is a statement (or comment) and $y^{(i)}$ is the stance of the statement, with $y^{(i)} \in \{0, 1\} = \mathcal{Y}$. Note, that we use the notation $\mathcal{D}^{(q)}$ for labelled and for unlabelled datasets (then the labels are ignored). We view the stance detection model as a binary classification function $f : \mathcal{Q} \times \mathcal{X} \rightarrow \mathcal{Y}$, where we included the question as input to provide context. The classifier f can be split into two parts, $f = h \circ g$: the first part is a pre-trained language model $g : \mathcal{Q} \times \mathcal{X} \rightarrow \mathcal{E}$ such as BERT [Devlin et al., 2019] or RoBERTa [Liu et al., 2019]. The second part is a classifier $h : \mathcal{E} \rightarrow \mathcal{Y}$ on top of the pre-trained model g . The pre-trained language model g outputs an embedding $e^{(i)} \in \mathcal{E}$ given a question q and an input $x^{(i)}$. The classifier h is usually a linear layer or a multi-layer perceptron, which takes the embedding $e^{(i)}$ from g as input and outputs a prediction $\hat{y}^{(i)}$. The stance detection model is *fine-tuned* by minimizing the cross-entropy loss between the predicted labels $\hat{y}^{(i)} = f(q, x^{(i)})$ and the actual labels $y^{(i)}$.

3.2 Generating Synthetic Data for Stance Detection

To generate synthetic samples, we employ a quantized version of the Mistral-7B-instruct-v0.1 model² to generate comments on a specific question q , using the following prompt:

A user in a discussion forum is debating other users about the following question:
[q] The person is in favor about the topic in question. What would the person write? Write from the person's first person perspective.

where "[q]" must be replaced with the question q . Similarly, to generate a negative sample, we replace "is in favor" with "is not in favor". As in the X-Stance dataset [Vamvas and Sennrich, 2020], we assign the two labels 0 and 1. We denote the question-specific synthetic dataset as:

$$\mathcal{D}_{\text{synth}}^{(q)} = \{(x_{\text{synth}}^{(m)}, 1)\}_{m=1}^{M/2} \cup \{(x_{\text{synth}}^{(m)}, 0)\}_{m=1+M/2}^M \quad (1)$$

where half of the M synthetic data samples have *positive* labels, i.e., are comments in *favor* for the posed question, while the other half is *against*. Since the dataset is in German, we translate the questions q with a "NLLB-300M" [NLLB Team et al., 2022] translation model. The English answers from the Mistral-7B model are then translated back to German using the translation model.

We show the translation pipeline in Figure 9 along with translations of the questions chosen for our experiments in Table 2. We also attach the synthetic generated data in both English and German to the paper. In our experiments, this translation pipeline worked well even for complex topics in online political discussions, making our method applicable to any language where a good translation model

²<https://huggingface.co/turboderp/Mistral-7B-instruct-exl2>

exists. Overall, the generated dataset $\mathcal{D}_{\text{synth}}^{(q)}$ will be used in two ways: (i) to augment the existing dataset $\mathcal{D}^{(q)}$ in order to increase the amount of training data, and (ii) to detect the most informative samples in the unlabelled data pool, which is explained next.

3.3 Synthetic Data-driven Query By Committee (SQBC)

In the typical active learning scenario, we have a set of unlabelled data, where the goal is to choose the most informative samples to label. Our approach is inspired by the two methods Query by Committee (QBC) [Seung et al., 1992] and Contrastive Active Learning (CAL, Margatina et al. [2021]): instead of using QBC’s ensemble of experts and the KL-divergence based information score in CAL, we directly use the synthetic data and its labels to produce classification scores for the unlabelled data using k nearest neighbors. The most informative samples are then the data points with the most indecisive scores. Since we query a synthetic dataset instead of an ensemble of experts (as in QBC), we call our method *Synthetic data-driven QBC* or short SQBC.

Our method performs three steps:

(1) Generate the embeddings. Given some embedding function $g : \mathcal{Q} \times \mathcal{X} \rightarrow \mathcal{E}$, we generate embeddings for the unlabelled data,

$$E = \{e^{(i)}\}_{i=1}^I = \{g(q, x^{(i)})\}_{i=1}^I \quad (2)$$

and for the labelled synthetic data

$$E_{\text{synth}} = \{e_{\text{synth}}^{(m)}\}_{m=1}^M = \{g(q, x_{\text{synth}}^{(m)})\}_{m=1}^M. \quad (3)$$

Note that q is the question for which we generate the synthetic data and for which we want to detect the most informative samples. If obvious from the context, we often omit the superscript (q) .

(2) Using the synthetic nearest neighbours as oracles to score the unlabelled data. For the i -th unlabelled embedding $e^{(i)}$ let $\text{NN}(i)$ be the set of indices of the k nearest neighbours (wrt. to the embeddings using the cosine similarity) among the labelled embeddings E_{synth} . The score for each unlabelled data point counts the number of labels $y_{\text{synth}}^{(m)} = 1$ among the nearest neighbours, i.e.,

$$s(i) = \sum_{m \in \text{NN}(i)} y_{\text{synth}}^{(m)} \in \{0, \dots, k\}. \quad (4)$$

For our experiments, we choose $k = M/2$ which worked well across all experiments (other values for k are possible, but did not lead to significantly better results).

(3) Choosing the most informative samples. The scores take values between 0 and k . For 0, the synthetic nearest neighbours all have labels $y_{\text{synth}}^{(m)} = 0$, for value k , all have labels $y_{\text{synth}}^{(m)} = 1$. The *most informative* samples have a score around $k/2$. We thus adjust the range of the scores so that values in the middle range have the smallest scores (close to 0). We do this by subtracting $k/2$ from the score and taking the absolute value,

$$s'(i) = |s(i) - k/2|. \quad (5)$$

The J most informative samples $\mathcal{D}_{\text{MInf}}^{(q)} \subset \mathcal{D}^{(q)}$ among the unlabelled samples are the J samples with the smallest scores. In the experiments we vary J to study the impact of manually labelled most informative samples.

(4) Labelling the most informative samples. This step must be performed manually, i.e., the most informative samples selected in the previous step are labelled by a human expert. Attempting to assign labels automatically using majority vote from the synthetic samples did not work well, since the most informative samples are exactly at the boundary between the classes, leading to random and thus noisy labels.

4 Experiments

We now describe the datasets, the experiments and the results. Our experiments follow the structure of the questions **Q1**, **Q2** and **Q3** posed in the introduction. Apart from presenting numerical results for these questions, we also provide further insights by visualizing the embeddings of the synthetic and real world datasets and by showing the selection behaviour of the active learning methods.

4.1 Datasets

X-Stance dataset. To evaluate our methods, we use the X-Stance dataset [Vamvas and Sennrich, 2020], a multilingual stance detection dataset, which contains a total of 67,000 annotated comments on 194 policy-related questions, answered by Swiss election candidates. X-stance includes comments in German (48,600), French (17,200) and Italian (1,400). For this paper we only included the German comments, but as mentioned above, other languages can be easily included by automatic translation. The data has been extracted from smartvote, a Swiss voting advice platform. The comments are labelled either as being *in favor* (positive) or *against* (negative) the posed question, which is a typical labelling scheme for stance detection datasets. The X-Stance dataset is split in training and testing questions, i.e., a question in the training dataset does not appear in the test dataset. Furthermore, for each question q from the training data, there are several annotated comments, which form the dataset $\mathcal{D}_{\text{train}}^{(q)}$. Similarly, for each question q in the test data, the set of annotated comments is written as $\mathcal{D}_{\text{test}}^{(q)}$. To refer to the whole training dataset we write $\mathcal{D}_{\text{train}} = \cup_{q \in \mathcal{Q}} \mathcal{D}_{\text{train}}^{(q)}$.

To limit computation time, we selected 10 questions from the test dataset to evaluate our method. The selection was done to best reflect the variability of the data (see Appendix D.1): we choose questions with small amount of comments, unbalanced comments and also balanced comments. Furthermore, for 5 of the questions the majority class is *favor* and for the other 5 the majority class is *against*.

Synthetic dataset. To test the synthetic data-augmentation and active learning based on SQBC (see Section 3.3) we generate sets of varying sizes $M = \{200, 500, 1000\}$ for each of the 10 questions. The synthetic data follows the same structure as the data from the X-stance dataset, where for a specific question q we have M comments and M labels. Each set contains $M/2$ positive labels and $M/2$ negative labels, i.e., the synthetic data is balanced.

4.2 Experimental Setup

General setup. For all experiments, the starting model is the pre-trained BERT base³ model. We adapt the model to the stance detection task by training it on the X-Stance training dataset $\mathcal{D}_{\text{train}}$ (across all questions). We call this the **Baseline**, and it is characteristic for BERT-based stance detection (e.g., Vamvas and Sennrich [2020]). For fine-tuning and testing we evaluate the given model separately on 10 chosen questions from the test dataset of X-Stance for all experiments. For each question q we split $\mathcal{D}_{\text{test}}^{(q)}$ into a 60/40 train/test split (repeated with 5 different seeds to get error bars) and use the train split for fine-tuning to the given question and the test split for evaluation.

Evaluated methods. Next, we briefly describe the different evaluated methods. Table 1 shows an overview of which datasets are used for each method/variant:

Baseline: this is the default model only trained on $\mathcal{D}_{\text{train}}$, (e.g., Vamvas and Sennrich [2020]).

True Labels: this variant assumes that all true labels for the train split of $\mathcal{D}_{\text{test}}^{(q)}$ are available and thus performs *no active learning*. This is the case $\mathcal{D}_{\text{MInf}}^{(q)} = \mathcal{D}_{\text{test}}^{(q)}$ for each q in the test set.

SQBC: we apply our active learning approach to get the most informative samples $\mathcal{D}_{\text{MInf}}^{(q)}$.

CAL: we apply Contrastive Active Learning (CAL, Margatina et al. [2021]) to get the most informative samples $\mathcal{D}_{\text{MInf}}^{(q)}$.

Random: as an ablation, we randomly select the most informative samples $\mathcal{D}_{\text{MInf}}^{(q)}$.

Note that the "**+Synth**" variants additionally fine-tune the model on the synthetic data $\mathcal{D}_{\text{synth}}^{(q)}$.

³<https://huggingface.co/dbmdz/bert-base-german-uncased>

Evaluation. Our main results report the average F1 score over 10 selected questions from the test dataset evaluated on the comments from the test split. The error bars represent the average standard deviation over the 10 questions for 5 runs with different seeds. More detailed results per question are shown in Appendix E.

4.3 Experiments

For each question proposed in Section 1, we designed a specific experiment to test the impact of LLM-generated synthetic data augmentation for stance detection in online political discussions:

- **Q1:** The two models **Baseline** and **True Labels** are augmented with synthetic data of varying sizes.
- **Q2:** We compare the 3 active learning strategies to determine the most informative samples: **CAL**, **SQBC** and **Random**. To study reduction in labelling effort, we define 4 different budgets of data samples (75%, 50%, 25% and 10% of $\mathcal{D}_{\text{test}}^{(q)}$) to be selected for manual labelling. These variants are also compared against **Baseline** and **True Labels**.
- **Q3:** We combine fine-tuning with the synthetic data (Q1) and the (manually labelled) most informative samples (Q2). We apply the same testing procedure as in Q2, where we test the performance for different labelling budgets, while also comparing to **Baseline** and **True Labels**.

4.4 Results

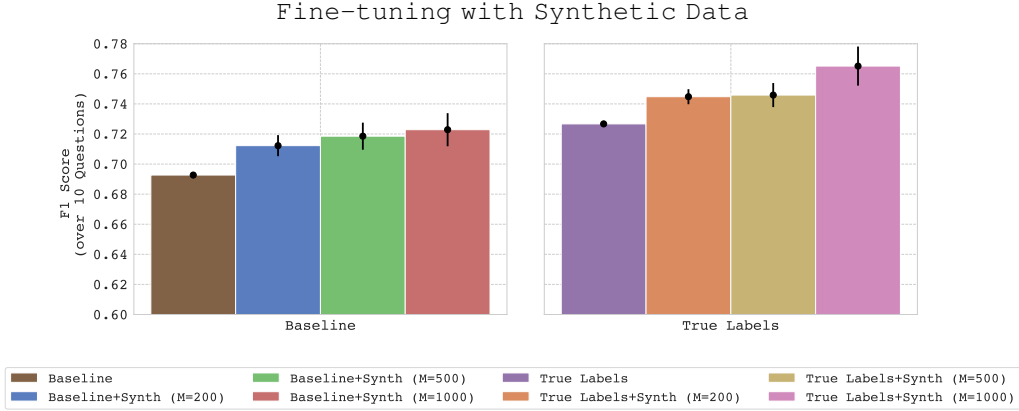


Figure 2: **Q1: Fine-tuning the model with synthetic data improves performance for increasing dataset size:** Shown are the F1-Score of **Baseline** (left) and **True Labels** (right) for increasing synthetic dataset. Even if a dataset has been fully labelled, augmenting it with synthetic data proves equally as effective.

Q1: Fine-tuning with synthetic data reaches on average the performance of the model with all true labels. Figure 2 shows the effectiveness of fine-tuning with synthetic data by fine-tuning **Baseline** and **True Labels** with different amounts of synthetic data $M = \{200, 500, 1000\}$. The baseline model with 1000 synthetic data samples almost reaches the average performance of the model with all true labels. Thus, fine-tuning with synthetic data attains similar performance to labelling all data, without having to label any real data sample. Moreover, even if a dataset has been fully labelled, augmenting it with synthetic data improves stance detection performance even further.

Q2: Most informative samples selected by SQBC are more informative than CAL and random selection and do improve upon the baseline model. In Figure 3, we show that we can reduce labelling effort by using synthetic data to select the most informative samples. In this setting, we only use the synthetic data for active learning and do not fine-tune with the synthetic dataset. On average, **SQBC** is better than **CAL** and **Random**. We observe, that fine-tuning only with the most informative samples might not be as effective as fine-tuning with synthetic data, since **Baseline+Synth (M=1000)** is slightly better than **SQBC**. However, the advantage of using the most informative samples is that the model is grounded on real data.

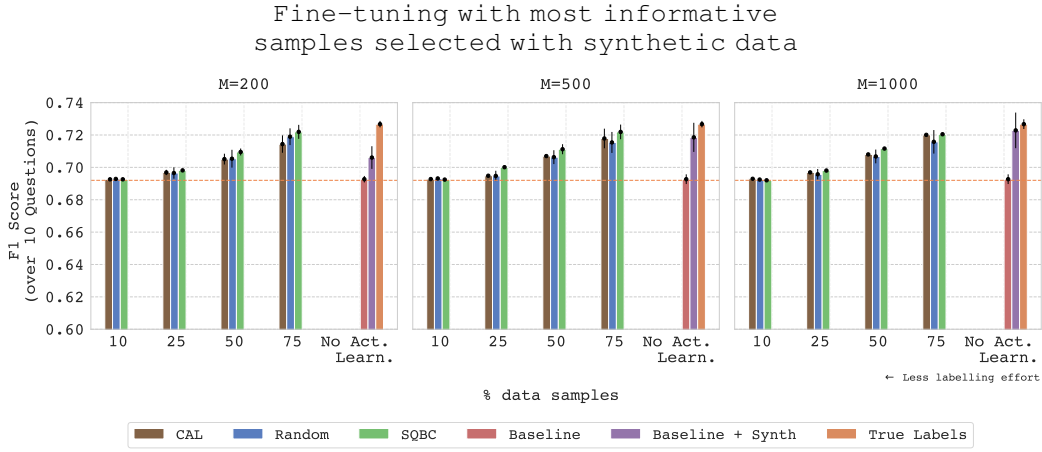


Figure 3: **Q2: SQBC selects the best samples for manual labelling and improves upon the baseline model.** Increasing the synthetic data size for the selection of most informative samples only improves performance marginally, which shows that uncertain samples can already be identified with a small synthetic dataset.

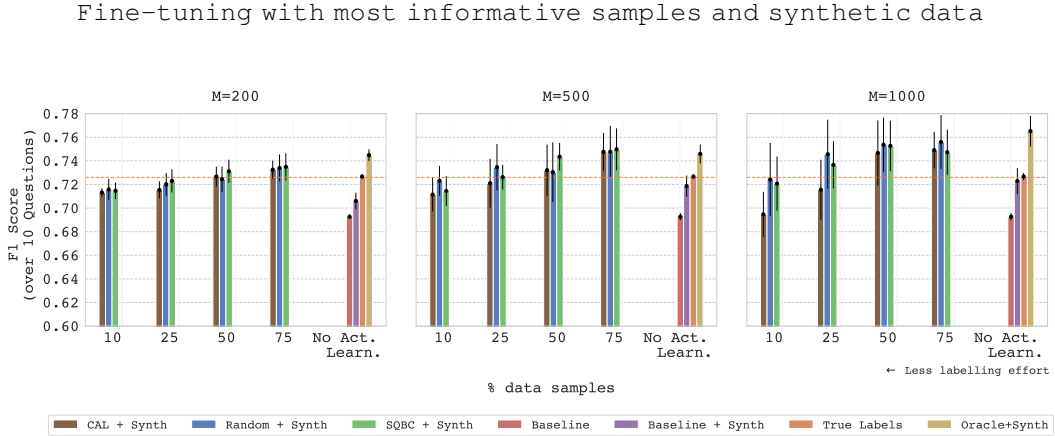


Figure 4: **Q3: Fine-tuning with most informative samples and synthetic data surpasses the model fine-tuned with all true labels:** We label less samples manually, while outperforming the model with all true labels. The reason for the performance increase can be attributed on the effects from Q1 and Q2: (i) the synthetic data helps the model learn the underlying distribution. (ii) The most informative samples improve the model where the synthetic data distribution is not expressive enough.

Q3: Fine-tuning with the most informative samples and additionally with synthetic data surpasses the model trained with all true labels. In Figure 4, we show the performance of fine-tuning the baseline model with the manually labelled most informative samples and at the same time with synthetic data. This combines the experiments for Q1 and Q2. We see that on average with as little as 25% of the unlabelled data, we can consistently achieve better performance than the model trained with all true labels (**True Labels**). For $M = 1000$ synthetic samples, we observe that surprisingly random sampling outperforms the other query strategies (**Random+Synth**). We will discuss this in the next section.

4.5 Interpreting the role of the synthetic data

The synthetic data is at the core of our work. To get a better understanding we analyse the role of synthetic data when using it for data augmentation and for the selection of the most informative samples. To study whether the synthetic data matches the real data, we visualize embeddings of the synthetic data together with the embeddings of the real world data using T-SNE projection [van der Maaten and Hinton, 2008] in Figures 5, and 6. To gain insights into the selection mechanism for different query strategies, we add the T-SNE embeddings of the selected samples in Figures 8 and 7. Again, we discuss our insights along the questions Q1, Q2 and Q3.

Q1: The synthetic data matches the distribution of the real world data. We visualize the positive and negative synthetic data samples together with the means (cluster centers) of the real world data in Figures 5 and 6. We observe that the synthetic data extends the real world data, which we believe is the reason why fine-tuning with synthetic data is effective in online political discussions. Also, the larger the synthetic dataset size, the more the synthetic data matches the distribution of the real world data. Furthermore, the positive and negative samples are well separated, which we attribute to having pre-trained the BERT-model on $\mathcal{D}_{\text{train}}$ of the X-Stance dataset, providing prior knowledge about the stance detection task.

Q2: SQBC selects samples that are not contained in the synthetic data distribution. We visualize the selected samples of the **SQBC** and compare them to the selected samples by **CAL** and **Random** in Figures 7 and 8. We see that **SQBC** selects the unlabelled samples that are mostly in between the two classes of the synthetic data. This is the expected behaviour since we select the samples where the classification score is ambiguous. For random selection, the range of selected samples is broad: some similar samples between the two classes like **SQBC** are selected, but also within class samples that are not covered by the synthetic data set. This explains why random selection works well with a large synthetic dataset, since it further extends the decision boundary of the model. Finally, **CAL** selects samples similar to **SQBC**, but mostly tends to select samples from only one class, resulting in worse performance.

Q3: The synthetic data extends the unlabelled real data, while the most informative samples improve classification by selecting samples not well covered by the synthetic data. Combining the insights from Q1 and Q2, we see that the synthetic data effectively extends the real world data thus providing a better estimate of the underlying distribution. When adding the most informative samples from the active learning methods, we add samples that are not in the more general synthetic data distribution thus extending the decision boundary of the classifier. We argue that this is why the combination of most informative samples and synthetic samples is so effective.

5 Discussion

Limitations and future work. One limitation of our approach is the fact that we have to fine-tune a separate model for each question. While this leads to excellent results, a common approach is to fine-tune a single (and thus more general) model for several questions (like **Baseline**). Having observed that the synthetic data distribution differs (sometimes greatly) for each question, we feel that the extra training is justifiable and necessary. The computing time is not a concern in our case, since fine-tuning the BERT model takes less than a minute even with a synthetic dataset size of $M = 1000$ on a reasonable GPU (NVIDIA A100). Future work, could study whether the underlying distribution of the synthetic data can serve as a proxy to combine real unlabelled data from different questions

with similar (compatible) underlying distributions. This might enable us to train capable *general* stance detection models.

Conclusion. In this work, we presented how to improve stance detection models for online political discussions utilizing LLM-generated synthetic data: (i) we showed that fine-tuning with synthetic data related to the question improves the performance of the stance detection model. After analysing the embeddings of the synthetic data, we attribute this to the LLM-generated synthetic data aligning well with the real data for the given question. (ii) We reduce the labelling effort by selecting the most informative samples informed by synthetic data with SQBC. The synthetic data are separated by construction into the positive and negative classes, which makes finding the most informative samples more straightforward, since we can count the labels of the k-nearest synthetic neighbours to determine classification ambiguity. (iii) Fine-tuning with synthetic data can be further enhanced by adding the most informative samples, outperforming the method that uses all true labels. Concluding, our findings demonstrate the potential of synthetic data to significantly improve the efficiency and effectiveness of stance detection in online political discussions.

References

- Abbeer ALDayel and Walid Magdy. Stance detection on social media: State of the art and trends. *Information Processing & Management*, 58(4):102597, 2021. ISSN 0306-4573. doi: <https://doi.org/10.1016/j.ipm.2021.102597>. URL <https://www.sciencedirect.com/science/article/pii/S0306457321000960>.
- Michael Burnham. Stance Detection: A Practical Guide to Classifying Political Beliefs in Text. *arXiv e-prints*, art. arXiv:2305.01723, May 2023. doi: 10.48550/arXiv.2305.01723.
- Alan Darmasaputra Chowanda, Albert Richard Sanyoto, Derwin Suhartono, and Criscentia Jessica Setiadi. Automatic debate text summarization in online debate forum. *Procedia Computer Science*, 116:11–19, 2017. ISSN 1877-0509. doi: <https://doi.org/10.1016/j.procs.2017.10.003>. URL <https://www.sciencedirect.com/science/article/pii/S1877050917320409>. Discovery and innovation of computer science technology in artificial intelligence era: The 2nd International Conference on Computer Science and Computational Intelligence (ICCSi 2017).
- Iain J. Cruickshank and Lynnette Hui Xian Ng. Prompting and Fine-Tuning Open-Sourced Large Language Models for Stance Classification. *arXiv e-prints*, art. arXiv:2309.13734, September 2023. doi: 10.48550/arXiv.2309.13734.
- Jacob Devlin, Ming-Wei Chang, Kenton Lee, and Kristina Toutanova. BERT: Pre-training of deep bidirectional transformers for language understanding. In Jill Burstein, Christy Doran, and Tamar Solorio, editors, *Proceedings of the 2019 Conference of the North American Chapter of the Association for Computational Linguistics: Human Language Technologies, Volume 1 (Long and Short Papers)*, pages 4171–4186, Minneapolis, Minnesota, June 2019. Association for Computational Linguistics. doi: 10.18653/v1/N19-1423. URL <https://aclanthology.org/N19-1423>.
- Momchil Hardalov, Arnav Arora, Preslav Nakov, and Isabelle Augenstein. A survey on stance detection for mis- and disinformation identification. In Marine Carpuat, Marie-Catherine de Marneffe, and Ivan Vladimir Meza Ruiz, editors, *Findings of the Association for Computational Linguistics: NAACL 2022*, pages 1259–1277, Seattle, United States, July 2022. Association for Computational Linguistics. doi: 10.18653/v1/2022.findings-naacl.94. URL <https://aclanthology.org/2022.findings-naacl.94>.
- Alex Holub, Pietro Perona, and Michael C Burl. Entropy-based active learning for object recognition. In *2008 IEEE Computer Society Conference on Computer Vision and Pattern Recognition Workshops*, pages 1–8. IEEE, 2008.
- Albert Q. Jiang, Alexandre Sablayrolles, Arthur Mensch, Chris Bamford, Devendra Singh Chaplot, Diego de las Casas, Florian Bressand, Gianna Lengyel, Guillaume Lample, Lucile Saulnier, Léo Renard Lavaud, Marie-Anne Lachaux, Pierre Stock, Teven Le Scao, Thibaut Lavril, Thomas Wang, Timothée Lacroix, and William El Sayed. Mistral 7B. *arXiv e-prints*, art. arXiv:2310.06825, October 2023. doi: 10.48550/arXiv.2310.06825.
- Dilek Küçük and Fazli Can. Stance detection: A survey. *ACM Comput. Surv.*, 53(1), feb 2020. ISSN 0360-0300. doi: 10.1145/3369026. URL <https://doi.org/10.1145/3369026>.
- Kostiantyn Kucher, Carita Paradis, Magnus Sahlgren, and Andreas Kerren. Active learning and visual analytics for stance classification with alva. *ACM Trans. Interact. Intell. Syst.*, 7(3), oct 2017. ISSN 2160-6455. doi: 10.1145/3132169. URL <https://doi.org/10.1145/3132169>.
- Zhuoyan Li, Hangxiao Zhu, Zhuoran Lu, and Ming Yin. Synthetic data generation with large language models for text classification: Potential and limitations. In *The 2023 Conference on Empirical Methods in Natural Language Processing*, 2023. URL <https://openreview.net/forum?id=MmBjKmHIND>.
- Yinhan Liu, Myle Ott, Naman Goyal, Jingfei Du, Mandar Joshi, Danqi Chen, Omer Levy, Mike Lewis, Luke Zettlemoyer, and Veselin Stoyanov. Roberta: A robustly optimized bert pretraining approach. *arXiv preprint arXiv:1907.11692*, 2019. doi: <https://doi.org/10.48550/arXiv.1907.11692>.

- Ghazaleh Mahmoudi, Babak Behkamkia, and Sauleh Eetemadi. Zero-shot stance detection using contextual data generation with LLMs. In *AAAI-2024 Workshop on Public Sector LLMs: Algorithmic and Sociotechnical Design*, 2024. URL <https://openreview.net/forum?id=n9yozEWDG0>.
- Katerina Margatina, Giorgos Vernikos, Loïc Barrault, and Nikolaos Aletras. Active Learning by Acquiring Contrastive Examples. *arXiv e-prints*, art. arXiv:2109.03764, September 2021. doi: 10.48550/arXiv.2109.03764.
- Houman Mehrafarin, Sara Rajaei, and Mohammad Taher Pilehvar. On the importance of data size in probing fine-tuned models. In Smaranda Muresan, Preslav Nakov, and Aline Villavicencio, editors, *Findings of the Association for Computational Linguistics: ACL 2022*, pages 228–238, Dublin, Ireland, May 2022. Association for Computational Linguistics. doi: 10.18653/v1/2022.findings-acl.20. URL <https://aclanthology.org/2022.findings-acl.20>.
- Blake Miller, Fridolin Linder, and Walter R. Mebane. Active learning approaches for labeling text: Review and assessment of the performance of active learning approaches. *Political Analysis*, 28 (4):532–551, 2020. doi: 10.1017/pan.2020.4.
- Anders Giovanni Møller, Jacob Aarup Dalsgaard, Arianna Pera, and Luca Maria Aiello. Is a prompt and a few samples all you need? Using GPT-4 for data augmentation in low-resource classification tasks. *arXiv e-prints*, art. arXiv:2304.13861, April 2023. doi: 10.48550/arXiv.2304.13861.
- NLLB Team, Marta R. Costa-jussà, James Cross, Onur Çelebi, Maha Elbayad, Kenneth Heafield, Kevin Heffernan, Elahe Kalbassi, Janice Lam, Daniel Licht, Jean Maillard, Anna Sun, Skyler Wang, Guillaume Wenzek, Al Youngblood, Bapi Akula, Loic Barrault, Gabriel Mejia Gonzalez, Prangthip Hansanti, John Hoffman, Semarley Jarrett, Kaushik Ram Sadagopan, Dirk Rowe, Shannon Spruit, Chau Tran, Pierre Andrews, Necip Fazil Ayan, Shruti Bhosale, Sergey Edunov, Angela Fan, Cynthia Gao, Vedanuj Goswami, Francisco Guzmán, Philipp Koehn, Alexandre Mourachko, Christophe Ropers, Safiyyah Saleem, Holger Schwenk, and Jeff Wang. No Language Left Behind: Scaling Human-Centered Machine Translation. *arXiv e-prints*, art. arXiv:2207.04672, July 2022. doi: 10.48550/arXiv.2207.04672.
- Julia Romberg and Tobias Escher. Automated topic categorisation of citizens’ contributions: Reducing manual labelling efforts through active learning. In *Electronic Government: 21st IFIP WG 8.5 International Conference, EGOV 2022, Linköping, Sweden, September 6–8, 2022, Proceedings*, page 369–385, Berlin, Heidelberg, 2022. Springer-Verlag. ISBN 978-3-031-15085-2. doi: 10.1007/978-3-031-15086-9_24. URL https://doi.org/10.1007/978-3-031-15086-9_24.
- Julia Romberg and Tobias Escher. Making sense of citizens’ input through artificial intelligence: A review of methods for computational text analysis to support the evaluation of contributions in public participation. *Digit. Gov.: Res. Pract.*, jun 2023. doi: 10.1145/3603254. URL <https://doi.org/10.1145/3603254>. Just Accepted.
- Klaus Schmidt, Andreas Niekler, Cathleen Kantner, and Manuel Burghardt. Classifying speech acts in political communication: A transformer-based approach with weak supervision and active learning. In *2023 18th Conference on Computer Science and Intelligence Systems (FedCSIS)*, pages 739–748, 2023. doi: 10.15439/2023F3485.
- H. S. Seung, M. Oppen, and H. Sompolinsky. Query by committee. In *Proceedings of the Fifth Annual Workshop on Computational Learning Theory, COLT ’92*, page 287–294, New York, NY, USA, 1992. Association for Computing Machinery. ISBN 089791497X. doi: 10.1145/130385.130417. URL <https://doi.org/10.1145/130385.130417>.
- Hugo Touvron, Thibaut Lavril, Gautier Izacard, Xavier Martinet, Marie-Anne Lachaux, Timothée Lacroix, Baptiste Rozière, Naman Goyal, Eric Hambro, Faisal Azhar, et al. Llama: Open and efficient foundation language models. *arXiv preprint arXiv:2302.13971*, 2023. doi: <https://doi.org/10.48550/arXiv.2302.13971>.
- Jannis Vamvas and Rico Sennrich. X-Stance: A multilingual multi-target dataset for stance detection. In *Proceedings of the 5th Swiss Text Analytics Conference (SwissText) & 16th Conference on Natural Language Processing (KONVENS)*, Zurich, Switzerland, jun 2020. URL <http://ceur-ws.org/Vol-2624/paper9.pdf>.

- Laurens van der Maaten and Geoffrey Hinton. Visualizing data using t-sne. *Journal of Machine Learning Research*, 9(86):2579–2605, 2008. URL <http://jmlr.org/papers/v9/vandermaaten08a.html>.
- Ashish Vaswani, Noam Shazeer, Niki Parmar, Jakob Uszkoreit, Llion Jones, Aidan N Gomez, Łukasz Kaiser, and Illia Polosukhin. Attention is all you need. In I. Guyon, U. Von Luxburg, S. Bengio, H. Wallach, R. Fergus, S. Vishwanathan, and R. Garnett, editors, *Advances in Neural Information Processing Systems*, volume 30. Curran Associates, Inc., 2017. URL https://proceedings.neurips.cc/paper_files/paper/2017/file/3f5ee243547dee91fbd053c1c4a845aa-Paper.pdf.
- Veniamin Veselovsky, Manoel Horta Ribeiro, Akhil Arora, Martin Josifoski, Ashton Anderson, and Robert West. Generating faithful synthetic data with large language models: A case study in computational social science. *ArXiv*, abs/2305.15041, 2023. URL <https://api.semanticscholar.org/CorpusID:258866005>.
- Marc Ziegele, Timo Breiner, and Oliver Quiring. What Creates Interactivity in Online News Discussions? An Exploratory Analysis of Discussion Factors in User Comments on News Items. *Journal of Communication*, 64(6):1111–1138, 10 2014. ISSN 0021-9916. doi: 10.1111/jcom.12123. URL <https://doi.org/10.1111/jcom.12123>.

A Broader Impact

Our work has the potential to improve the efficiency and effectiveness of stance detection in online political discussions. This can be beneficial for social media platforms, news outlets, and political campaigns, where the detection of stance can help to understand the sentiment of the users. The use of synthetic data in this case is not critical for the user, since the synthetic data is only used to improve the model’s performance. Stance detection could also be used to for bad purposes, e.g., to manipulate the public opinion. However, our work does not contribute to this, since we only focus on improving the model’s performance, i.e., the model’s ability to detect stance.

B Visualizations

B.1 Visualizing the synthetic data

We visualize the synthetic data together with the real world data for $M = 1000$ and $M = 200$ in Figures 5 and 6. We plot the data points of the synthetic data in blue and red for the positive and negative samples, respectively. The means of the real world data are plotted as a regular polygon with 8 sides. We observe that the synthetic data extends the real world data, which we consider a factor as to why fine-tuning with synthetic data is effective in online political discussions. Also, the larger the synthetic dataset size, the more the synthetic data matches the distribution of the real world data since for $M = 200$ (see Figure 6) the mean are not as well aligned with the synthetic data. Furthermore, the positive and negative samples are well separated, which we attribute to having pre-trained the BERT-model on $\mathcal{D}_{\text{train}}$ of the X-Stance dataset, giving the prior knowledge about the stance detection task.

B.2 Visualizing the query strategies of the active learning methods

We visualize the selected samples of **SQBC**, **CAL** and **Random** query strategies for $M = 1000$ and $M = 200$ in Figures 7 and 8. We plot the selected samples of the unlabelled data in green. The positive and negative synthetic data samples are plotted in blue and red, respectively. The selected samples are highlighted in orange. We observe that **SQBC** selects the unlabelled samples that are mostly in between the two classes of the synthetic data. This is the expected behaviour since we select the samples where the classification score is ambiguous. For **Random**, the range of selected samples is broad: some similar samples between the two classes like **SQBC** are selected, but also within class samples that are not covered by the synthetic data set. This explains why random selection works well with a large synthetic dataset, since it further extends the decision boundary of the model. For the smaller synthetic dataset $M = 200$, the random selection is not as effective, since the selected samples are spread out over the whole data space and not necessarily in between the two classes as with the larger synthetic dataset. Finally, **CAL** selects samples similar to **SQBC**, but mostly tends to select samples from only one class.

C Additional Experimental Details

C.1 Compute and Runtime

We conduct our experiments on a single NVIDIA A100 80GB GPU and a 32 core CPU. With this setup, for Mistral-7B, the generation of synthetic data takes approximately 3 hours per question for a synthetic dataset size of $M = 1000$. Fine-tuning the BERT model with the synthetic data takes less than a minute. For the active learning methods, the selection of the most informative samples takes less than a minute. Hence the largest computational effort is the generation of the synthetic data.

C.2 Translation of the X-Stance dataset for synthetic data generation

In Figure 9 we show the pipeline for translating the X-Stance dataset for synthetic data generation. We start with a question q from the X-Stance test dataset and translate the question to English with a NLLB-330M model [NLLB Team et al., 2022]. Then we let the Mistral-7B model generate synthetic data, i.e., comments for the translated question. The generated comments are then translated back to German to be used for fine-tuning the model in our experiments.

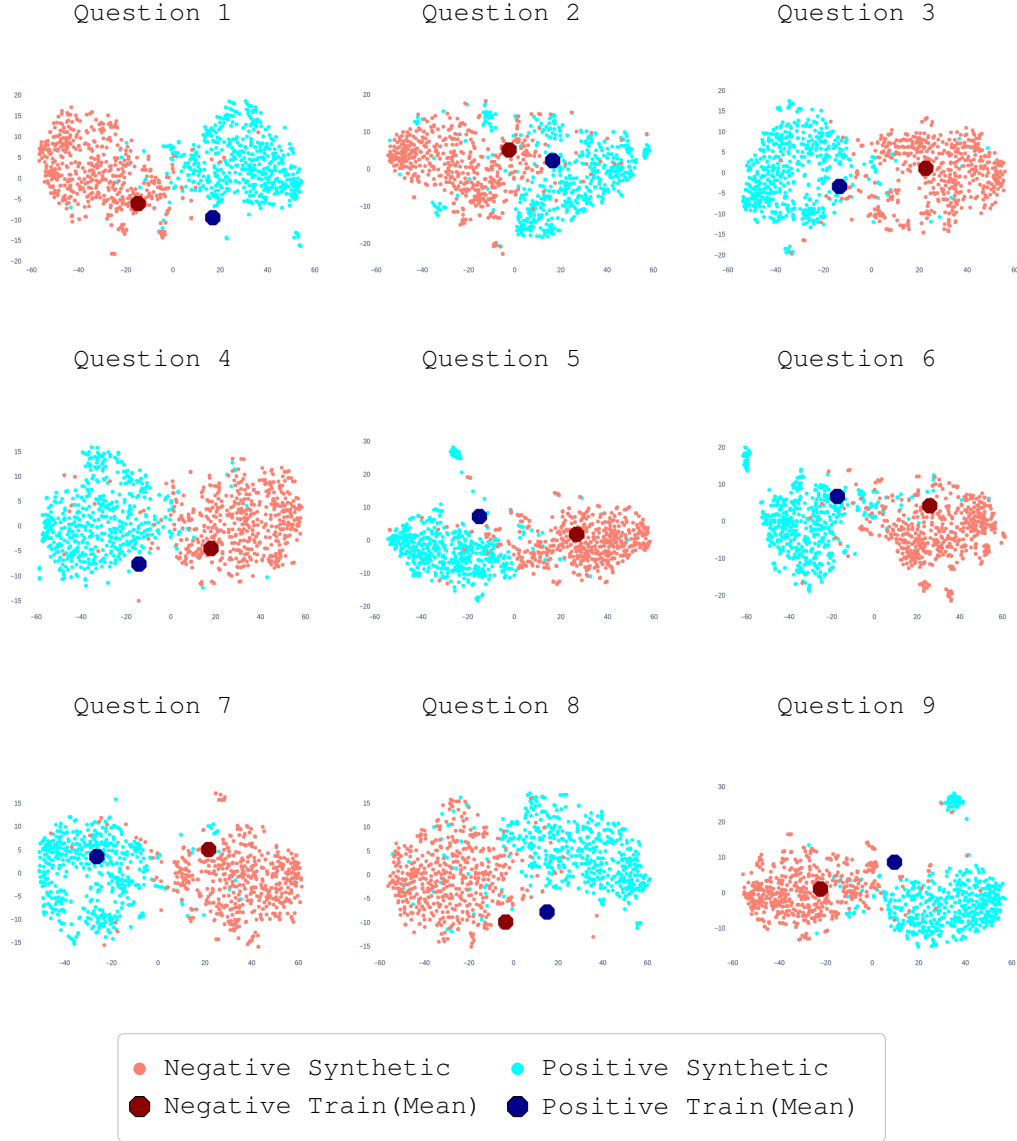


Figure 5: **Visualization of synthetic data with train data means for $M = 1000$ synthetic data.** For a larger synthetic dataset size, the means of the synthetic data are well aligned with the real world data and the positive and negative samples are well separated. The synthetic data thus extends the real world data, which we consider a factor as to why fine-tuning with synthetic data is effective in online political discussions.

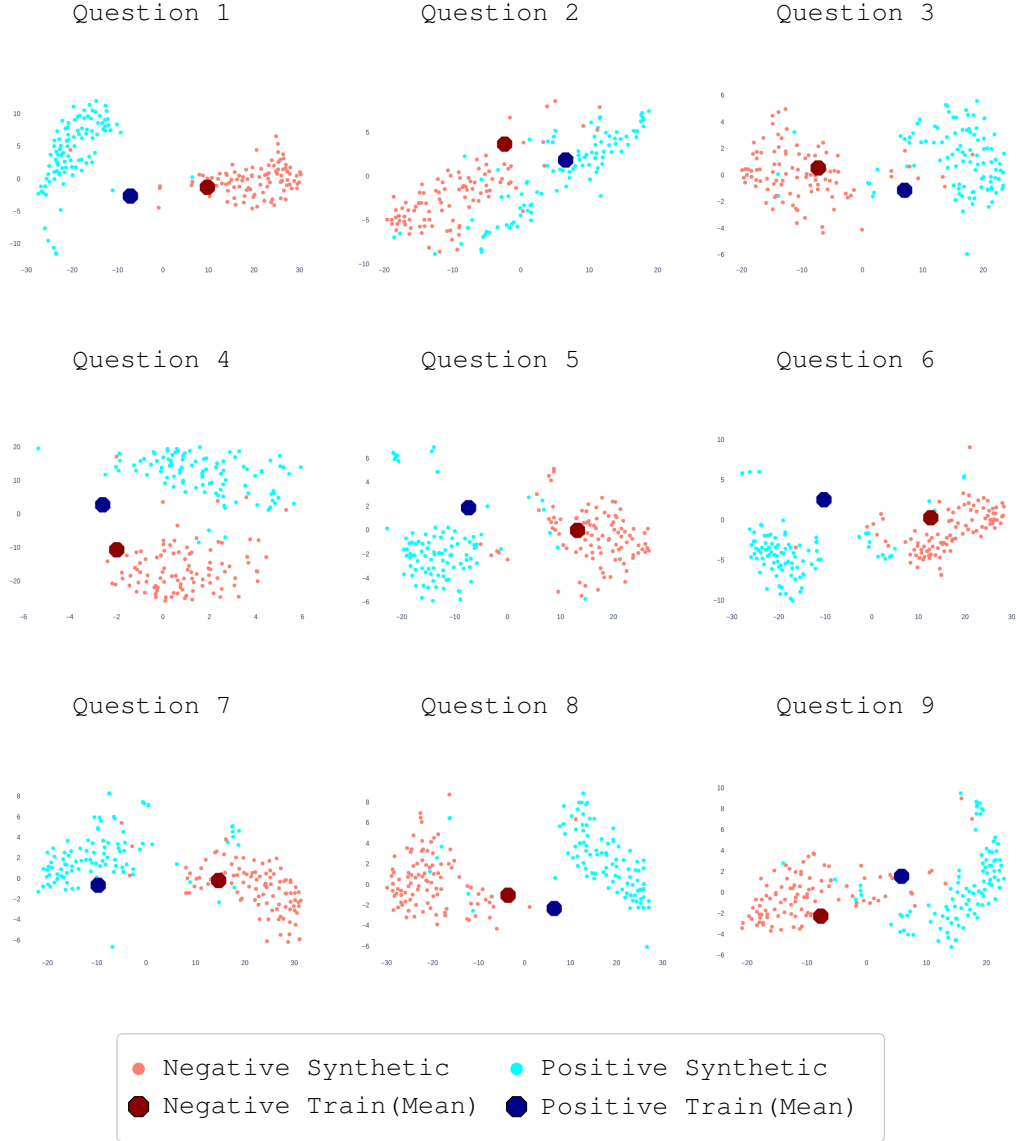


Figure 6: **Visualization of synthetic data with train data means for $M = 200$ synthetic data:** For a smaller synthetic dataset size, the means of the synthetic data are not as well aligned with the real world data as for $M = 1000$. However, the positive and negative samples are still well separated.

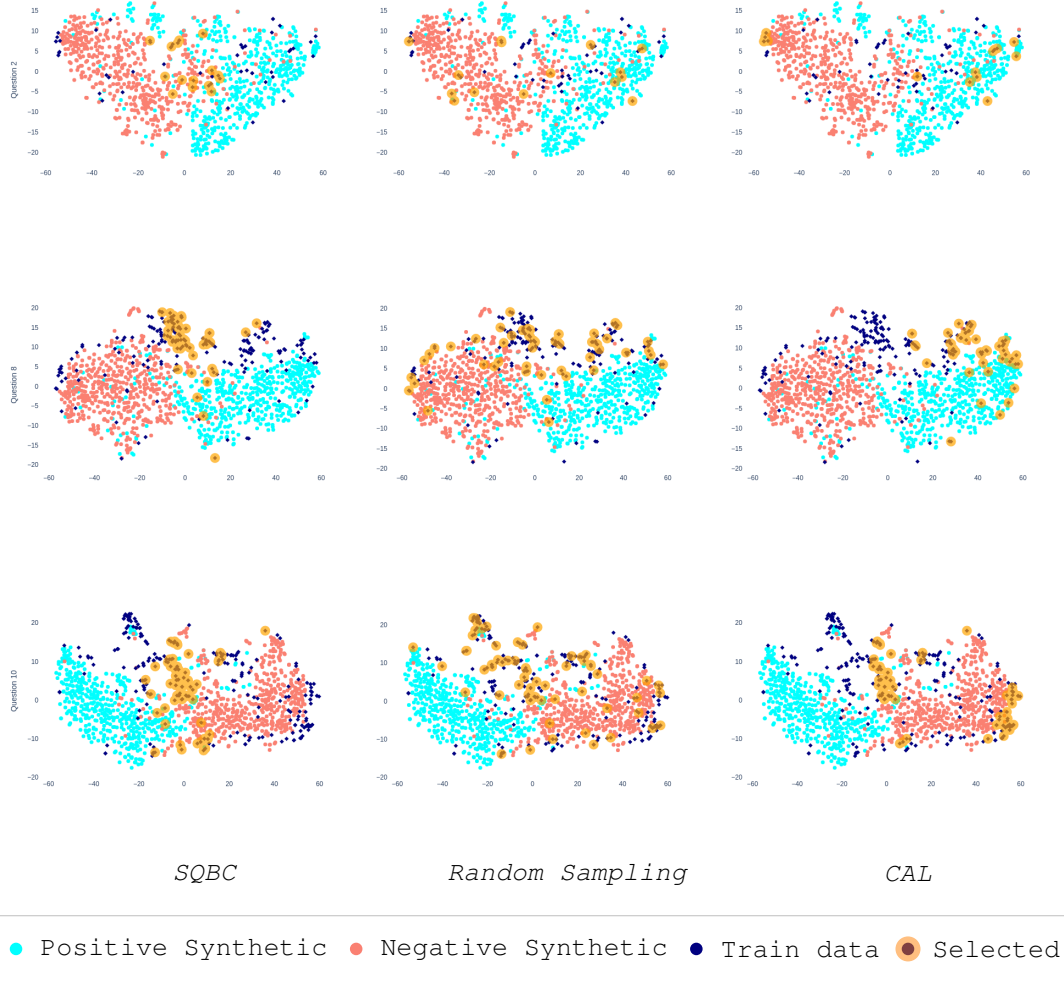


Figure 7: Visualization of SQBC, Random and CAL query strategies for $M = 1000$ synthetic data: SQBC selects the unlabelled samples that are mostly in between the two classes of the synthetic data. This is the expected behaviour since we select the samples where the classification score is ambiguous. For random selection, the range of selected samples is broad: some similar samples between the two classes like SQBC are selected, but also within class samples that are not covered by the synthetic data set. This explains why random selection works well with a large synthetic dataset, since it further extends the decision boundary of the model. Finally, CAL selects samples similar to SQBC, but mostly tends to select samples from only one class, resulting in worse performance.

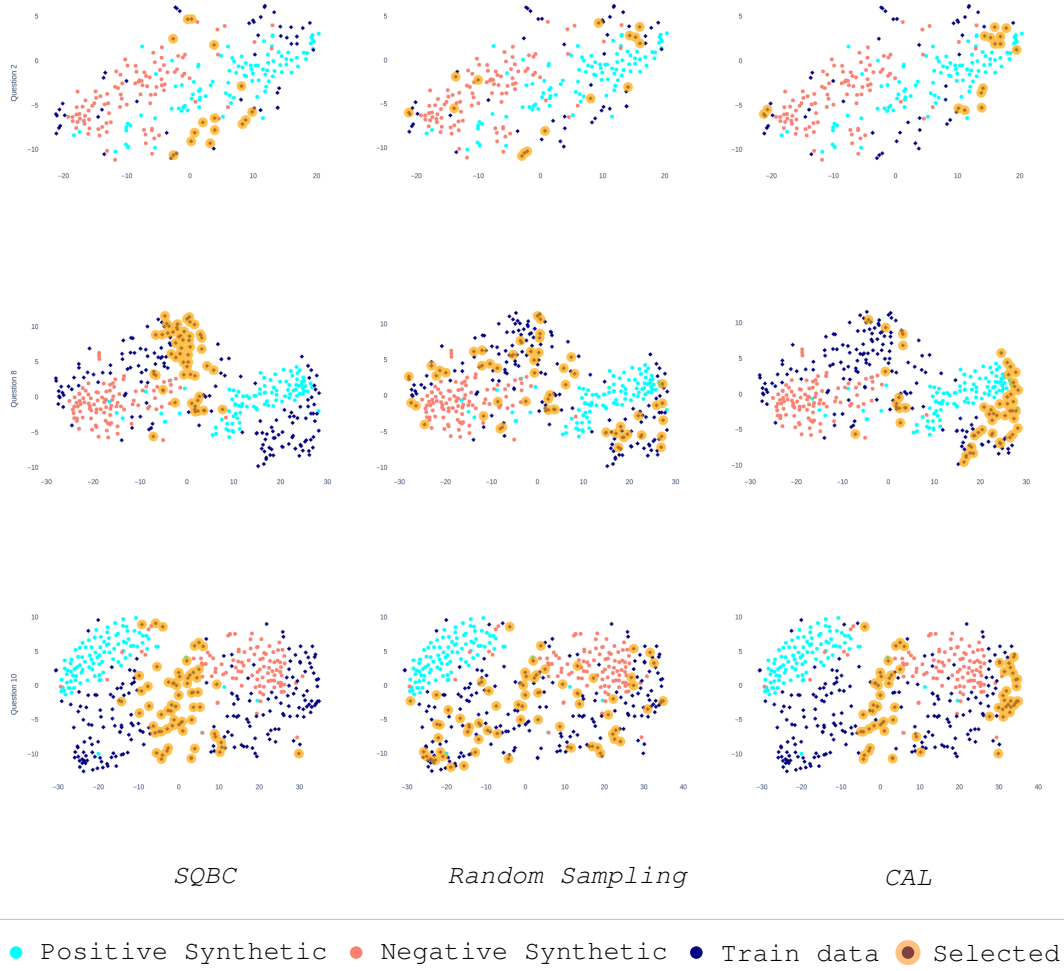


Figure 8: **Visualization of SQBC, Random and CAL query strategies for $M = 200$ synthetic data:** For a smaller synthetic dataset size, **SQBC** is still able to select the unlabelled samples that are mostly in between the two classes of the synthetic data. For **Random** we see that the selected samples are a bit further away from the synthetic data distribution, which is why we argue it does not perform as well as with the larger synthetic dataset.

C.3 Overview of used datasets

In Table 1 we show an overview of the datasets used in our experiments for the different methods we evaluate.

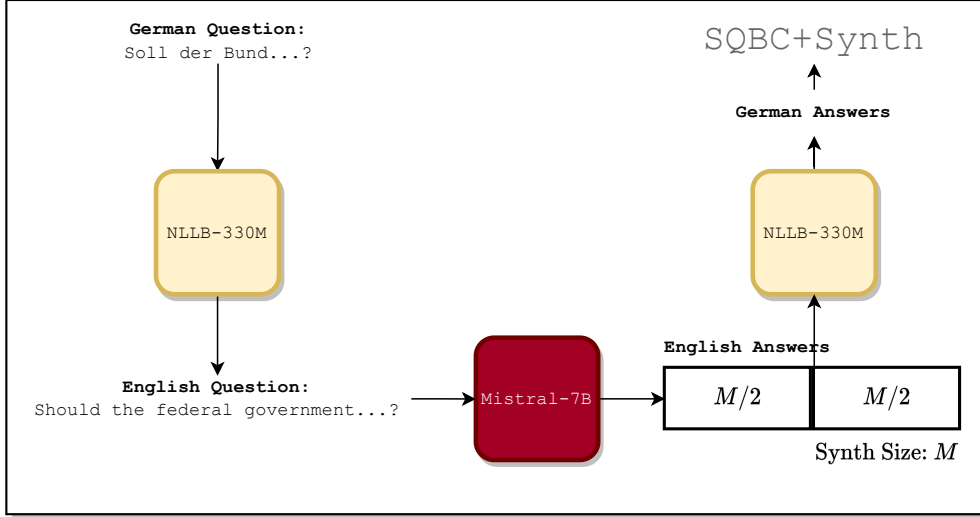


Figure 9: **Overview of the pipeline for active learning with synthetic data:** We start with a question q from the X-Stance test dataset and translate the question to English with a NLLB-330M model [NLLB Team et al., 2022]. Then we let the Mistral-7B model generate synthetic data, i.e., comments for the translated question. The generated comments are then translated back to German to be used for fine-tuning the model in our experiments.

Config \ Datasets	Manual labels D_{Minf}	True Labels D_t	Synth Aug D_{synth}
Baseline			
Baseline + Synth			✓
Oracle		✓	
Oracle + Synth		✓	✓
SQBC	✓		
SQBC + Synth	✓		✓
CAL	✓		
CAL + Synth	✓		✓
Random	✓ (randomly selected)		
Random + Synth	✓ (randomly selected)		✓

Table 1: Synth: Synthetic Data, Aug: Augmentation. We compare different variants of active learning with synthetic data.

D Dataset

X-Stance is a multilingual stance detection dataset, including comments in German (48, 600), French (17, 200) and Italian (1, 400) on political questions, answered by election candidates from Switzerland. The data has been extracted from smartvote⁴, a Swiss voting advice platform. For the task of cross-topic stance detection the data is split into a training set, including questions on 10 political topics, and a test set with questions on two topics that have been held out, namely *healthcare* and *political system*.

D.1 Chosen questions and their distribution

We present the 10 chosen questions for our experiments in Table 2. We show the original questions in German and their corresponding English translations by the translation model. Furthermore, we also

⁴<https://www.smartvote.ch/>

show the (60 / 40) train/test split for each question in Figure 10. We chose 10 questions that reflect the overall distribution of $\mathcal{D}_{\text{test}}^{(q)}$. We chose unbalanced, balanced and low sample size questions to evaluate the effectiveness of our approach.

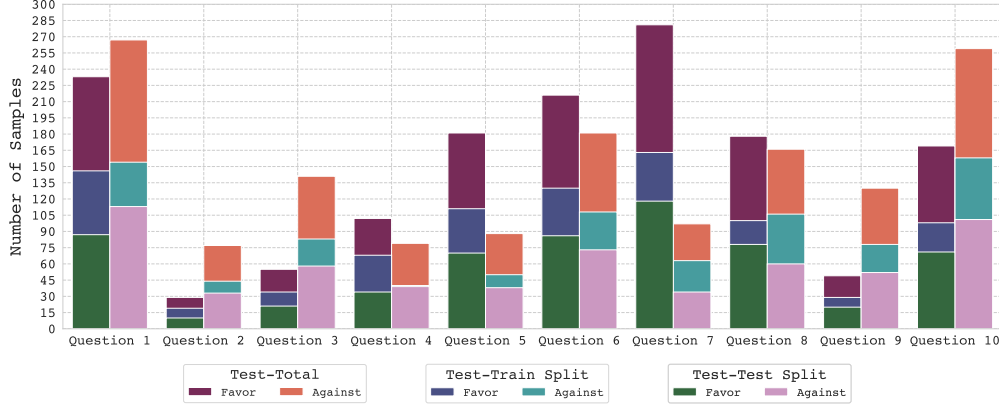


Figure 10: **Distribution of the positive and negative samples for the train and test split of $\mathcal{D}_{\text{test}}^{(q)}$:** We show the distribution of the positive and negative samples of the X-Stance test dataset for the questions Q1-Q10. We also show the 60/40 train/test split for the 10 questions. We chose 10 questions that reflect the overall distribution of $\mathcal{D}_{\text{test}}^{(q)}$. We chose unbalanced, balanced and low sample size questions to evaluate the effectiveness of our approach.

E Extended Results

We present the extended results for the different synthetic dataset sizes $M = 200$, $M = 500$ and $M = 1000$ in Figures 11, 12 and 13. As in Figure 4, we show the results for the different active learning methods and the different configurations of the synthetic data, while varying the amount of samples that need to be labelled. We compare all methods to **True Labels**, hence the horizontal line corresponds to the performance of the baseline model fine-tuned with the true labels.

Question in German	Question in English
Sollen sich die Versicherten stärker an den Gesundheitskosten beteiligen (z.B. Erhöhung der Mindestfranchise)	Should insured persons contribute more to health costs (e.g. increase in the minimum deductible)?
Befürworten Sie ein generelles Werbeverbot für Alkohol und Tabak?	Do you support a general ban on advertising alcohol and tobacco?
Soll eine Impfpflicht für Kinder gemäss dem schweizerischen Impfplan eingeführt werden?	Should compulsory vaccination of children be introduced in accordance with the Swiss vaccination schedule?
Soll die Aufenthaltserlaubnis für Migrant/innen aus Nicht-EU/EFTA-Staaten schweizweit an die Erfüllung verbindlicher Integrationsvereinbarungen geknüpft werden?	Should the residence permit for migrants from non-EU/EFTA countries be linked to the fulfilment of binding integration agreements throughout Switzerland?
Soll der Bund erneuerbare Energien stärker fördern?	Should the federal government promote renewable energy more?
Befürworten Sie eine strengere Kontrolle der Lohngleichheit von Frauen und Männern?	Do you support stricter control of gender pay?
Soll der Bund die finanzielle Unterstützung für die berufliche Weiterbildung und Umschulung ausbauen?	Should the Federal Government expand its financial support for continuing vocational training and retraining?
Sollen in der Schweiz vermehrt Spitäler geschlossen werden, um die Kosten im Gesundheitsbereich zu senken?	Should more hospitals be closed in Switzerland to reduce healthcare costs?
Eine eidenössische Volksinitiative verlangt, dass der Bundesrat direkt vom Volk gewählt werden soll. Unterstützen Sie dieses Anliegen?	A sworn federal people's initiative demands that the Federal Council be elected directly by the people. Do you support this concern?
Soll die Einführung der elektronischen Stimmabgabe bei Wahlen und Abstimmungen (E-Voting) weiter vorangetrieben werden?	Should the introduction of electronic voting in elections and voting (e-voting) be further promoted?

Table 2: Chosen questions for stance detection in German and their English translation

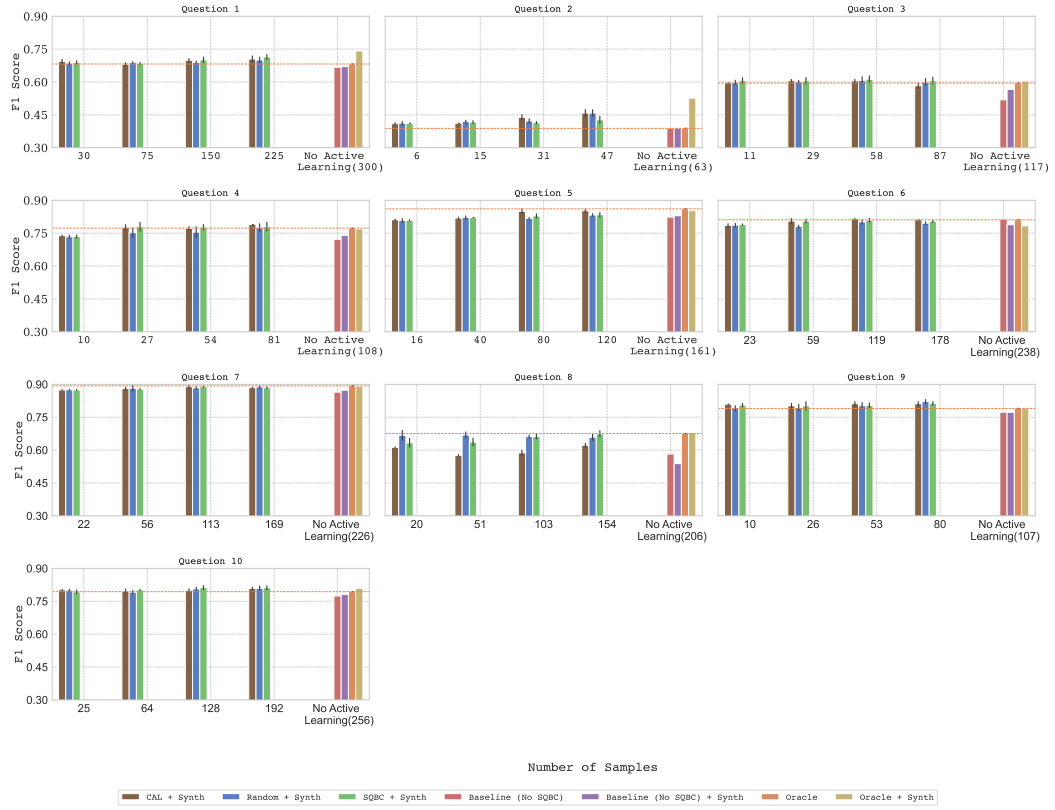


Figure 11: Extended results of Figure 4 for M=200:

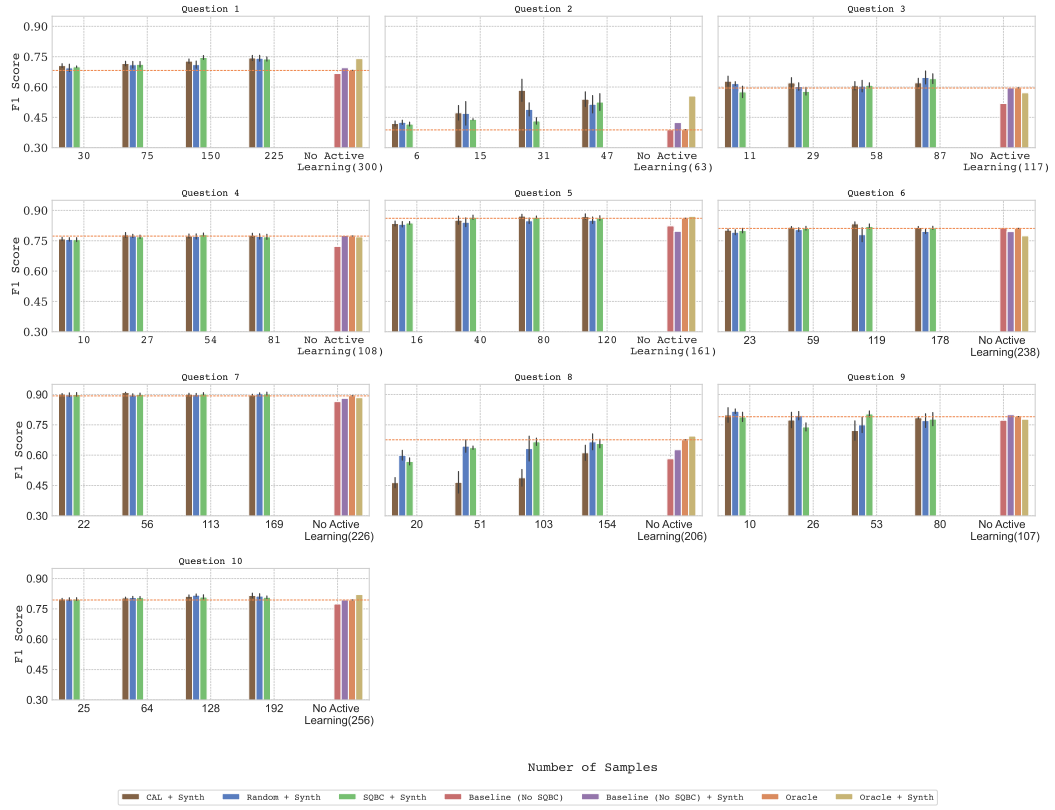


Figure 12: Extended results of Figure 4 for M=500

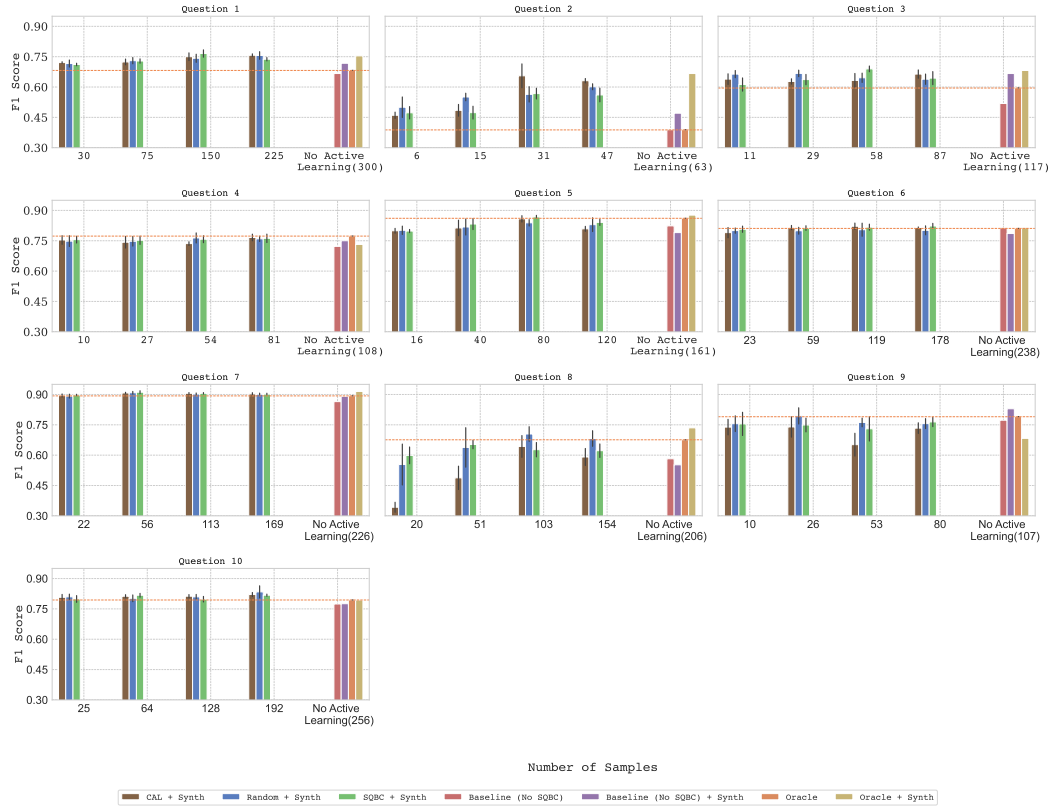


Figure 13: Extended results of Figure 4 for $M=1000$