

FAST AND SLOW GENERATING: AN EMPIRICAL STUDY ON LARGE AND SMALL LANGUAGE MODELS COLLABORATIVE DECODING

Kaiyan Zhang*
Tsinghua University

Jianyu Wang*
Beijing Institute of Technology

Ning Ding
Tsinghua University

Biqing Qi
Shanghai AI Laboratory

Ermo Hua
Tsinghua University

Xingtai Lv
Tsinghua University

Bowen Zhou[†]
Tsinghua University, Shanghai AI Laboratory

zhang-ky22@mails.tsinghua.edu.cn, jianyu.wang@bit.edu.cn

ABSTRACT

Large Language Models (LLMs) exhibit impressive capabilities across various applications but encounter substantial challenges such as high inference latency, considerable training costs, and the generation of hallucinations. Collaborative decoding between large and small language models (SLMs) presents a promising strategy to mitigate these issues through methods including speculative decoding, contrastive decoding, and emulator or proxy fine-tuning. However, the specifics of such collaborations, particularly from a unified perspective, remain largely unexplored. Inspired by dual-process cognitive theory, we propose a unified framework in this paper, termed Fast and Slow Generating (FS-GEN). Within this framework, LLMs (sometimes along with SLMs) are categorized as System 2 (slow and deliberate), while independent SLMs are designated as System 1 (fast and intuitive). We provide a comprehensive analysis of these collaborative methodologies, elucidating their common properties and shedding light on the differential knowledge capabilities of System 2 versus System 1 through the FS-GEN framework. Our findings indicate that only a small proportion of collaborative interactions (approximately less than 20% in most instances) are necessary across various methods. These interactions between System 1 and System 2 conform to a scaling law related to the parameter ratios, enabling predictable collaboration. Furthermore, we explore the specific conditions under which collaboration proves most effective, particularly from an uncertainty perspective, offering novel insights that may guide future optimization efforts. Our research underscores that the fundamental distinction between System 1 and System 2 lies in the uncertainty of next token predictions, where interventions by System 2 are crucial to support System 1.

1 INTRODUCTION

In recent years, the landscape of artificial intelligence has been dramatically reshaped by the development of Large Language Models (LLMs) like GPT-4 (Achiam et al., 2023), Gemini (Team et al., 2023), Llama (Touvron et al., 2023a;b; AI@Meta, 2024), and Qwen (Bai et al., 2023). These models have emerged as versatile tools, enhancing software development (Qian et al., 2023; Yang et al., 2024), and accelerating scientific discovery (AI4Science & Quantum, 2023; Qi et al., 2023) in different domains (Boiko et al., 2023; Romera-Paredes et al., 2024). Despite their advancements,

¹Both authors contributed equally to this research.

²Corresponding author.

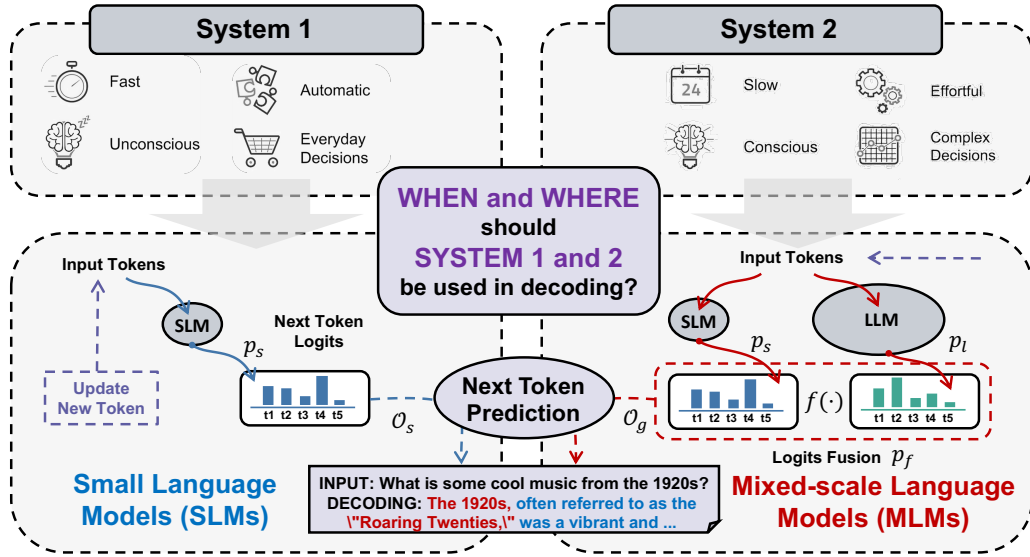


Figure 1: In the fast-and-slow generation framework, we conceptualize small language models as System 1 and a mixed-scale compound system of large and small language models as System 2. This compound system incorporates various collaborative decoding methods, such as speculative decoding, contrastive decoding, and emulator tuning. In this paper, we investigate the optimal conditions and contexts for applying System 1 and System 2 at the token-level decoding stage.

these models face significant challenges that affect their practical application. Key issues include managing inference time with constraints such as low-latency requirements (Miao et al., 2023; Zhou et al., 2024), and addressing concerns related to hallucinations in generated content (Huang et al., 2023). Furthermore, the training of these models entails considerable resource consumption (Hu et al., 2021; Hoffmann et al., 2022; Ding et al., 2023), particularly during fine-tuning and in achieving domain specialization (Bommasani et al., 2021).

A novel trend in mitigating these challenges involves the collaborative decoding of large and small models. This approach leverages the strengths of both model sizes to improve efficiency and effectiveness across various downstream applications. In these methods, the next token during generation depends on both LLMs and SLMs, whose logits are combined to form the final predictions. For instance, speculative decoding (Leviathan et al., 2023; Kim et al., 2024; Sun et al., 2024; Xia et al., 2024) allow small models to swiftly generate initial drafts, which are then refined by large models, significantly cutting down on inference time. Similarly, in contrastive decoding (Li et al., 2022; O’Brien & Lewis, 2023; Sennrich et al., 2023), small models contribute amateur tokens as negative signals to enhance the decoding. Proxy tuning (Mitchell et al., 2023; Liu et al., 2024a) aims to reduce training costs by applying the delta logits from proxy small models to the base large models, rather than directly tuning the large models. This method significantly reduces training costs.

However, while the use of large and small models in tandem is increasingly common, the research community lacks a unified framework to analyze and understand the dynamics of their collaboration. This gap in knowledge motivates our current study, which seeks to formalize the collaboration between these models from the perspective of Systems 1 and System 2—a framework typically applied to modeling human cognitive processes (Kahneman, 2011). As shown in Figure 1, within the human brain, System 1 operates quickly and intuitively, automatically addressing everyday problems such as pattern recognition. Conversely, System 2 functions in a slower, more deliberate manner, tackling complex issues that require long-term planning. The integration of System 1 and System 2 in daily human activities achieves maximum efficiency and demonstrates robust intelligence. Notably, System 1 handles approximately 95% of everyday tasks, while System 2 is responsible for the remaining 5% (Daniel, 2017). The fast and slow thinking paradigm has been applied in various LLM applications (Hagendorff et al., 2023; Lin et al., 2024; Qi et al., 2024), which focus on improving the abilities of System 2 and the inference efficiency of LLMs. This paradigm provides a human-like mechanism for model optimization toward advanced artificial intelligence. Similarly, large and

Table 1: Motivation, roles of SLMs and LLMs in different collaborative decoding methods.

Method	Speculative Decoding	Contrastive Decoding	Proxy Tuning
Motivation	Inference efficiency	Factuality and Reasoning	Training efficiency
Role of SLMs	Drafter (generates candidate tokens)	Amateur (generates suboptimal tokens)	Domain expert (provides delta logits)
Role of LLMs	Verifier of draft tokens	Expert generator	Base logits provider
System 1	SLMs	SLMs	SLMs
System 2	LLMs	LLMs + SLMs	LLMs + SLMs (FT/Base)
Collaborations	Generation-verification	Logits fusion	Logits fusion

small models exhibit the natural characteristics of slow and fast processing. Previous works (Kim et al., 2024) on speculative decoding indicate that only a small percentage of generations require intervention by LLMs, while SLMs can independently complete most of the remainder.

However, many unknowns persist in these collaborations within this broader paradigm, including questions about when and where System 2 should be utilized. To the best of our knowledge, no previous work has attempted to unify the collaborative decoding methods of SLMs and LLMs from this perspectives. In this paper, we explore the fundamental questions of model collaboration under the fast and slow generation framework: 1) *What is the essential difference between Systems 2 and 1 from the perspective of decoding?* 2) *Why does System 1 under-perform compared to System 2?* 3) *How can we improve efficiency of the large and small compound system?*

To investigate these problems, we focus on analyzing the frequency and position characteristics of collaboration between large and small models, employing both qualitative and quantitative methods. Our research examines theoretical limits to collaboration frequency and employs scaling laws to predict how often different model combinations might collaborate based on the disparity in their parameters. Additionally, we explore the position tendencies of these collaborations, particularly in terms of where in the generation process they are most effective and how they correlate with the inherent uncertainty of small models. Our preliminary findings are summarized as follows:

- A comparison between the collaboration dynamics in large and small models and human dual-system cognitive processes reveals a shift from the expected 95:5 intuitive reasoning ratio to an 80-20 distribution (§ 4.1.1). This finding also suggests a strong correlation between the frequency of interventions and the size differences in parameters between models (§ 4.1.2), in accordance with scaling laws.
- Collaborative interactions among models are most critical at the beginning of the generation process, underscoring the adage that “Well begun is half done.” (§ 4.2.1) The uncertainty levels in next token prediction of smaller models play a pivotal role, serving as a reliable indicator of collaboration necessity (§ 4.2.2).

2 PRELIMINARY

2.1 TEXT GENERATION

Text generation, also referred to as decoding (Welleck et al., 2024), is the process whereby a language model \mathcal{M} selects the next token in a sequence based on the context. Mathematically, this involves estimating the conditional probability of a token given its preceding sequence. For a given source context with N tokens and a target response with T tokens, noted as $X = (x_1, x_2, \dots, x_N)$ and $Y = (y_1, y_2, \dots, y_T)$, the probability of the response sequence is expressed as:

$$P(Y|X) = \prod_{i=1}^T p(y_i|X, y_1, y_2, \dots, y_{i-1})$$

During the decoding phase, at each step i , the model \mathcal{M} computes the probability distribution $p(y_i|X, y_1, y_2, \dots, y_{i-1})$ over the entire vocabulary, based on the input sequence provided so far.

The selection of the next token y_i is then based on this distribution, typically employing methods such as greedy search (Parsing, 2009), beam search (Vijayakumar et al., 2016; Freitag & Al-Onaizan, 2017), or various sampling strategies (Fan et al., 2018; Holtzman et al., 2020).

2.2 DEFINITION OF FS-GEN METHODS

Beginning with the fundamental definition of text decoding, we extend this concept to encompass collaborative decoding. In order to provide a unified definition of the collaborations employed in various FS-GEN methods, we consider setups involving large language models, denoted as \mathcal{M}_l , and small models, denoted as \mathcal{M}_s . The respective input prompts for \mathcal{M}_l and \mathcal{M}_s are given as X_l and X_s , which are identical in most settings. As illustrated in Figure 1, the logits for the next token generated by LLMs and SLMs are denoted as p_l and p_s , respectively, with the reference golden logits noted as p_f . We categorize the outputs into three types: golden or collaborative outputs \mathcal{O}_g , outputs \mathcal{O}_l from \mathcal{M}_l , and outputs \mathcal{O}_s from \mathcal{M}_s . Note that the term golden logits p_f and outputs \mathcal{O}_g refers to the results of collaboration, which may not always equate to the golden answers in some instances. These variables are assigned differently across each FS-GEN method, varying according to the fusing strategy and underlying motivation:

Speculative Decoding. This approach leverages predictions from SLMs that are subsequently validated or refined by LLMs. In this setting, the outputs from LLMs are considered golden outputs, denoted as $p_f = p_l$ and $\mathcal{O}_g = \mathcal{O}_l$, where \mathcal{M}_l signifies the model chosen to select tokens, reflecting the trust in the outputs \mathcal{O}_s from \mathcal{M}_s . Speculative decoding represents the most essential case.

Contrastive Decoding. This method employs differential strategies to reconcile the disparities between the predictions from large and small models, aiming to enhance accuracy. In the typical implementation (Li et al., 2022), the reference logits are calculated as $p_f = p_l + \beta(p_l - p_s)$, and \mathcal{O}_g outperforms both \mathcal{O}_l and \mathcal{O}_s , indicating that \mathcal{O}_g leverages the strengths of both models.

Proxy Tuning. This strategy involves tuning SLMs to emulate the behavior of LLMs, thus minimizing training resource usage without significantly compromising output quality. In this configuration, SLMs are differentiated into base and chat versions, with their logits denoted respectively as p_s for the base version and p'_s for the chat version. The fused logits are represented by $p_f = p_l + (p'_s - p_s)$, suggesting that \mathcal{O}_g , incorporating insights from both \mathcal{O}_l and the delta change between the tuned and untuned states of SLMs, approaches the performance of the fully tuned LLMs.

As shown in Table 1, in speculative decoding, SLMs serve as the base models for fast generation, while LLMs manage the more deliberate and slow aspects, providing interventions to the fast process. In contrast, there is difference in contrastive decoding and proxy tuning, with SLMs introducing interventions into the LLM generation process. In addition to the three typical methods, further exploration of other FS-GEN methods is displayed in Appendix B.

2.3 DEFINITION OF COLLABORATION FREQUENCY

As shown in Figure 1 and as discussed previously, not all steps in the fast system’s generation require collaborations or interventions from the slow system. We denote the number of collaborations in FS-GEN methods as N_l and total length of generated content as N_{total} . We defined collaboration frequency as $CoF = \frac{N_l}{N_{total}}$, which is typically set to 1 in contrastive decoding and proxy tuning. We can establish a lower bound of collaboration frequency, denoted as CoF_{lower} , which has been preliminarily proven in prior research (Kim et al., 2024) and is further discussed in § 4.1.1. The term “lower bound” denotes the minimal collaboration rate required for the text produce by SLMs (System 1) to exactly match the output generated solely by SLMs and LLMs (System 2).

3 EMPIRICAL STUDY

3.1 EXPERIMENT SETUP

Models. Our selection of language models primarily includes the Qwen (Bai et al., 2023) series and Pythia series (Biderman et al., 2023), which feature the broadest range of model parameters. The Qwen series spans from 0.5B to 72B, while the Pythia series covers from 70M to 12B. For the FS-GEN methods, model combinations are strategically grouped based on size to facilitate collaborative

decoding, such as pairing 0.5B with 14B, and 7B with 72B. To validate and observe the original behavior of models, we utilize the base models in addition to implementing proxy tuning, which involves combining base and chat models. For the Pythia series, we fine-tuned the base models using the `hkust-nlp/deita-10k-v0` dataset (Liu et al., 2023) to develop a chat version.

Datasets. To explore the common features of collaborative decoding across various tasks, our experiments utilize datasets tailored to distinct domains: MMLU-STEM (Hendrycks et al., 2021) for general knowledge, GSM8k (Cobbe et al., 2021) for math, and MBPP (Austin et al., 2021) for coding. Analysis is primarily conducted on the test sets to mitigate the risk of training data leakage; however, we also perform statistical analyses on the training data for threshold setting.

Our experiments are conducted exclusively using greedy decoding, which effectively captures the fundamental uncertainty associated with tokens in both large and small models (Wang & Zhou, 2024). Drawing on previous studies involving speculative and contrastive decoding, greedy search could potentially be adapted to sampling decoding through temperature rescaling. (Leviathan et al., 2023; Chen et al., 2023; 2024). Additional implementation details are provided in Appendix C.

3.2 EXPERIMENT DESIGN

Our empirical study investigates two key aspects of collaboration in FS-GEN: frequency and position. Collaboration frequency evaluates the minimum necessary interactions between large and small language models, enabling predictions of interaction frequency across different model scales. Collaboration position identifies specific interaction points, predicting when collaboration is needed. For collaboration frequency, we first analyze lower bound of frequency across various model scales and tasks to identify trends (§ 4.1.1). Next, we examine a scaling law in FS-GEN that links models scale ratios with optimal interaction frequency for prediction (§ 4.1.2). For collaboration position, we initially study mismatch points relative to generated content length (§ 4.2.1), followed by an analysis based on token uncertainty in SLMs (§ 4.2.2).

4 EXPERIMENTAL RESULTS

4.1 EXPLORING COLLABORATION FREQUENCY

We explore collaboration frequency through analyses of the lower bound and scaling laws. In the former analysis, we compute the lower bound of collaboration frequency for models of different scales across tasks. In the latter analysis, we examine the relationship between the lower bound frequency and the models’ parameters’ ratios, which aids in building predictable collaborations.

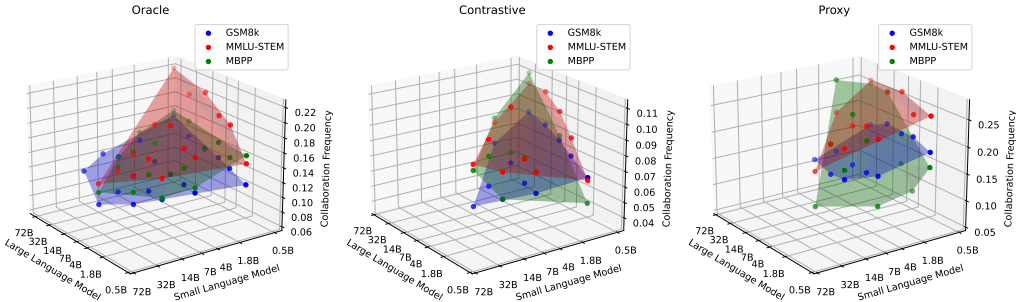


Figure 2: Collaboration frequency between models across various tasks (Qwen Series).

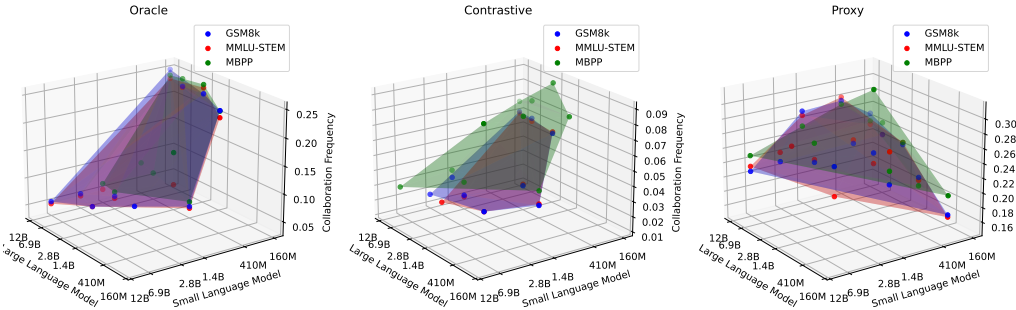


Figure 3: Collaboration frequency between models across various tasks (**Pythia Series**).

4.1.1 WHAT IS THE LOWER BOUND OF THE NUMBER OF COLLABORATIONS IN FS-GEN METHODS?

Finding 1: 20% Collaborations (2:8 Law)

The lower bound of collaboration frequency between models of different scales averages less than 20% on various tasks and methods, reflecting the 2:8 law (the Pareto Principle).

As illustrated in Figure 2 and 3, the collaboration frequency varies with the difference between the task and model combination. Notably, for the specific SLMs, the frequency of collaboration increases as the size of LLMs increases, while models of similar sizes exhibit lower frequencies. When the parameters of the models are more closely aligned, the CoF_{lower} is reduced, generally not exceeding 20% across various tasks. This observation suggests that the parameter gap between models does not conform to traditional scaling laws, where task performance is typically emergent (Wei et al., 2022). It also indicates that scaling laws may be influenced by the continuity of metrics (Schaeffer et al., 2024), which are affected by token uncertainty. The primary distinction between large and small models lies in the selection of essential tokens. Small models can be significantly enhanced by a few key tokens from larger models, particularly those that are difficult for them to select. This phenomenon is evident not only in oracle decoding, a form of speculative reasoning, but also in other collaborative decoding methods such as contrastive and proxy decoding.

4.1.2 WHAT IS THE RELATIONSHIP BETWEEN MODELS’ RATIOS AND LOWER BOUNDS?

Finding 2: Parameters Scale Ratio Law

The frequency of collaboration between a large and a small model during token generation is inversely proportional to the ratio of their parameters raised to a specific power.

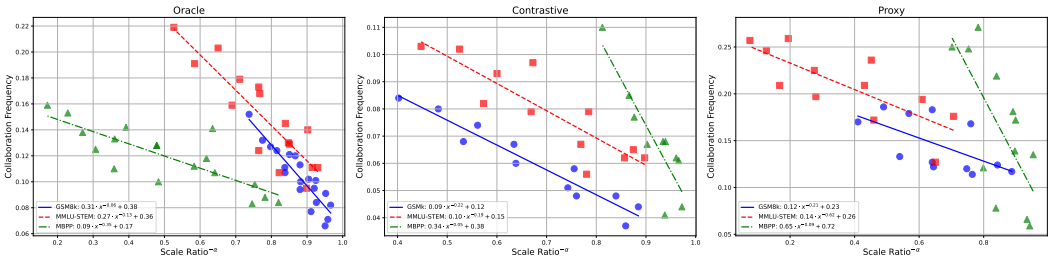


Figure 4: The relationship between models’ parameters ratios and the lower bounds of collaboration frequency (**Qwen Series**).

Inspired by previous works on the “Scaling Law” (Kaplan et al., 2020; Ruan et al., 2024; Besiroglu et al., 2024; Hu et al., 2024), we aim to develop a scaling law relating the models’ parameter ratios

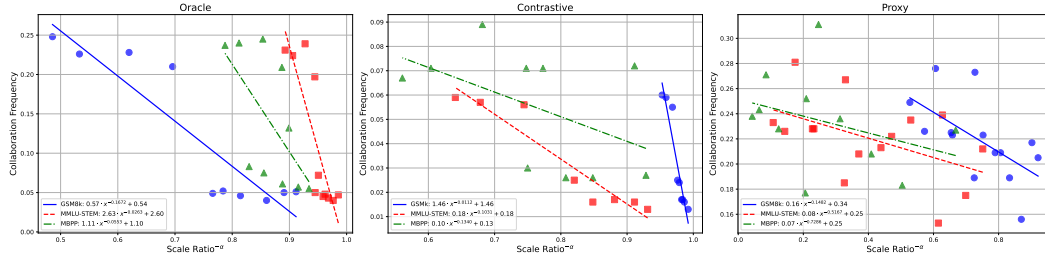


Figure 5: The relationship between models’ parameters ratios and the lower bounds of collaboration frequency (**Pythia Series**).

to the lower bound of collaboration frequency (CoF_{lower}). Let number of parameters of \mathcal{M}_l and \mathcal{M}_s are denoted as \mathcal{N}_l and \mathcal{N}_s respectively. Intuitively, the CoF_{lower} is inversely proportional to the scale ratio $R = \frac{\mathcal{N}_l}{\mathcal{N}_s}$. The relationship between the variables can be expressed by the equation:

$$CoF_{\text{lower}} = \gamma \cdot R^{-\alpha} + \beta$$

where γ is a negative constant that determines the sensitivity of the CoF_{lower} to the scale ratio, α is the scaling exponent, β is a fitting parameter.

As the scale ratio R increases, the collaboration frequency also increases. This is because the distance between the output distributions of the larger model and the smaller model increases (as “Scaling Law” works), necessitating a higher proportion of collaboration CoF_{lower} from the smaller model. Figure 4 and 5 illustrate the fitting curves for different R across various tasks and FS-GEN methods. The results indicate that the lower bound of collaboration frequency is related to the scale ratio between LLMs and SLMs, as well as the specific tasks and methods involved.

4.2 EXPLORING COLLABORATION POSITION

Building on previous analysis, we examine the mismatch tokens and key collaboration positions. This includes analyzing the mismatch positions within sequences in § 4.2.1 and the relationship between mismatch positions and token uncertainty in § 4.2.2.

4.2.1 WHICH PART OF THE GENERATION MOST REQUIRES COLLABORATION OR INTERVENTION?

Finding 3: “Well begun is half done”

As the adage suggests, collaborations are most necessary at the beginning of the generation process, especially in reasoning tasks such as mathematics and coding.

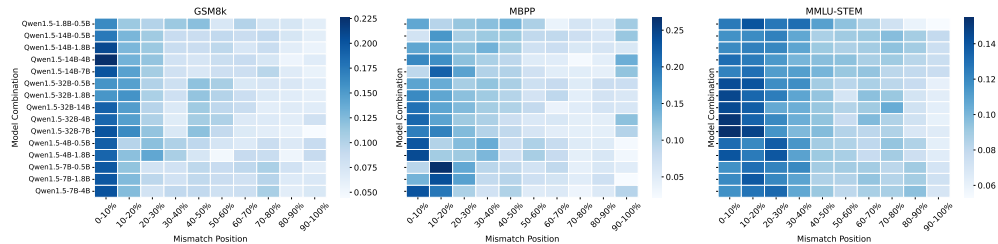


Figure 6: Percentage of mismatch positions relative to length for model combinations across various datasets (**Qwen Series, Oracle Decoding**).

As discussed, interventions from LLMs are necessary only at mismatch positions in generations between SLMs and LLMs. As depicted in Figure 6, 7, 8, and 9, we quantify these positions using

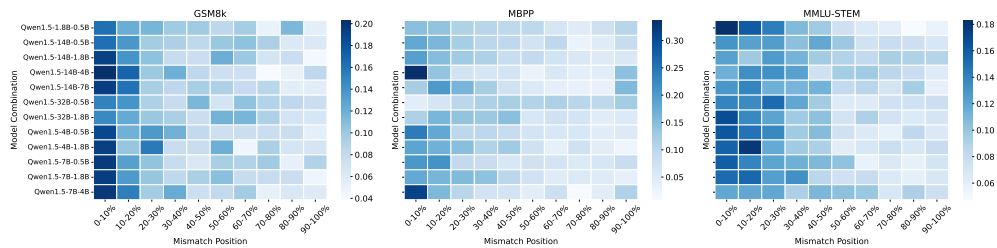


Figure 7: Percentage of mismatch positions relative to length for model combinations across various datasets (**Qwen Series, Contrastive Decoding**).

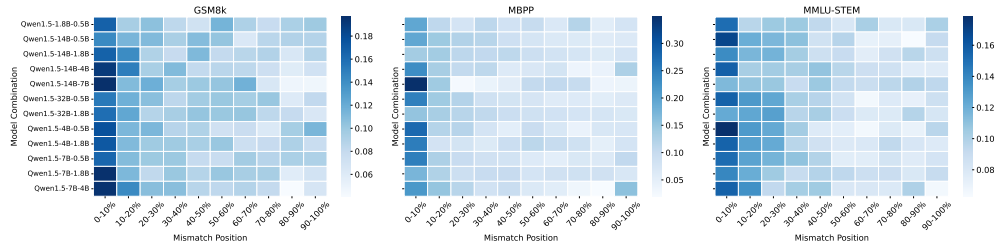


Figure 8: Percentage of mismatch positions relative to length for model combinations across various datasets (**Qwen Series, Proxy Tuning**).

a mismatch rate for all positions, analyzed with a 10% split where deeper colors indicate higher percentages and lighter colors represent lower percentages. Our initial analysis of mismatch positions across the entire generated content corroborates the importance of the generation’s start. Prior research on reasoning tasks demonstrates that the pass rate for smaller models can be significantly improved by substituting the initial steps with those generated by larger models (Jain et al., 2024; Wang & Zhou, 2024). This phenomenon is similarly observed during the collaborative decoding between large and small models. The findings reinforce the adage that a good start is crucial, largely due to the presence of more reliably conditioned tokens from larger language models. This effect is particularly pronounced in GSM8k and MBPP tasks, illustrating that steps are more critical in reasoning tasks than in common knowledge tasks. Additionally, this finding could also support privacy protection in cloud-device collaborations, as highlighted in recent work (Zhang et al., 2024).

4.2.2 WHICH POSITION IN FAST GENERATION MOST REQUIRES COLLABORATION/INTERVENTION?

Finding 4: Lost in Uncertain Tokens

Tokens exhibiting high uncertainty within the fast system are likely to require collaboration or intervention from the slow system.

Beyond a macro analysis of whole-length position discrepancies, we also delve into the mismatch token logits and internal uncertainty within the vocabulary. Next token prediction (Radford et al., 2018; 2019; Brown et al., 2020; Achiam et al., 2023), a cornerstone of the “Scaling Law”, further highlights differences between large and small models. As depicted in Figure 10, this illustration shows that only a few tokens during the generation of a problem in the GSM8k task by small models require guidance from larger models, which are identified as red tokens. Compared to large models, small models often struggle with uncertain tokens, which leads to incorrect responses. These tokens exhibit a similar distribution, characterized by high uncertainty at each step, with particularly low confidence in the top token, which helps identify crucial collaboration points. These findings have become fundamental principles for routing draft models in previous works (Kim et al., 2024; Du et al., 2024) on speculative decoding. We also observe their occurrence in various FS-GEN methods (i.e., contrastive decoding and proxy tuning), as detailed in Appendix D.1.

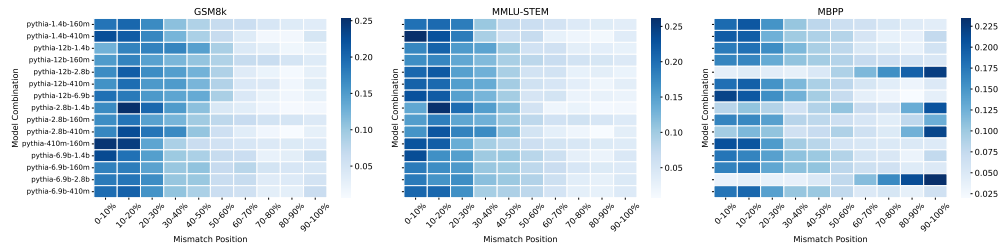


Figure 9: Percentage of mismatch positions relative to length for model combinations across various datasets (**Pythia Series, Oracle Decoding**).

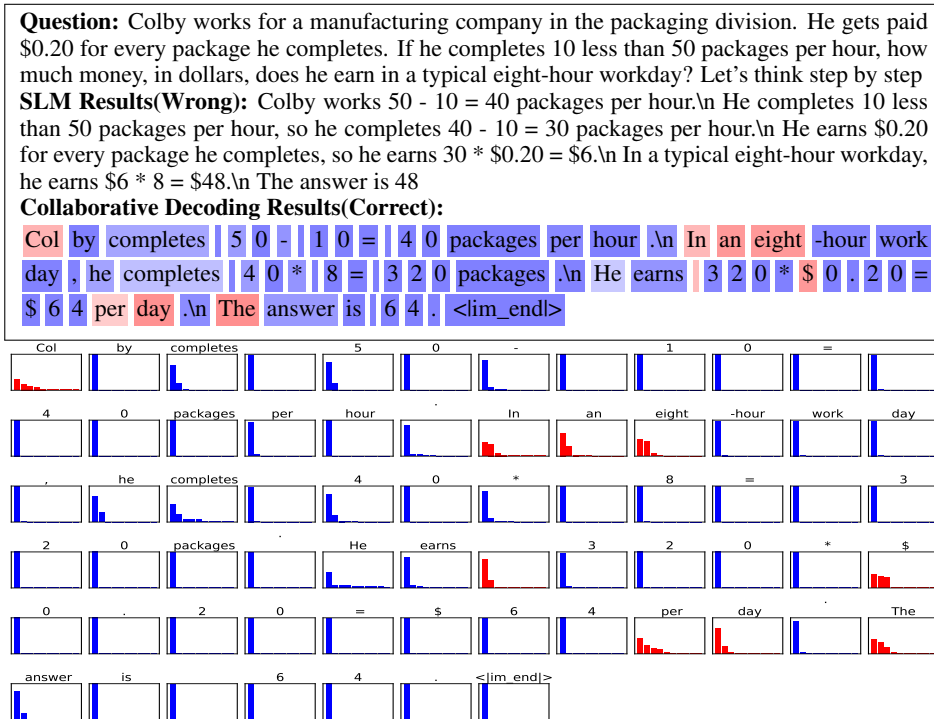


Figure 10: Visualization of token uncertainty in SLMs and LLMs. Red signifies mismatch tokens, while Blue indicates match tokens; darker shades represent higher confidence, where only with interventions from LLMs on red tokens can SLMs provide the correct answers.

To further investigate the uncertainty of token logits, we conduct a visual analysis of the top-k token logits at each generative step, noting whether they match. The resulting correlation plots are displayed in Figures 11, 12 and 13. There is a high correlation between the mismatch positions and token uncertainty, particularly when more context tokens are considered. Additional cases and implementation details are provided in Appendix D.1.

5 DISCUSSION

Different Model Series and Architecture. In this paper, we exclusively conduct experiments on Qwen-series and Pythia-series models, which utilize transformer-based architecture. While further analysis could extend to different model series such as Llama and Yi (AI et al., 2024) models, the parameter scales of these models are not as extensive as those of the Qwen models. Additionally, recent state space models (SSM) (Gu et al., 2022) like Mamba (Gu & Dao, 2024; Dao & Gu, 2024) and hybrid architectures combining SSM and attention mechanisms, such as Jamba (Lieber et al., 2024), are garnering researcher interest. Speculative decoding, when applied to multimodal mod-

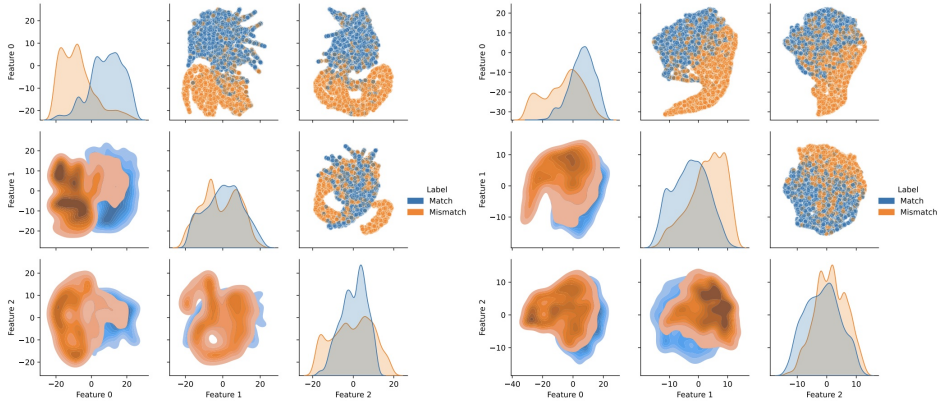


Figure 11: KDE and scatter visualization of feature distribution for mismatch/uncertain tokens (1 & 5 tokens) (Qwen Series).

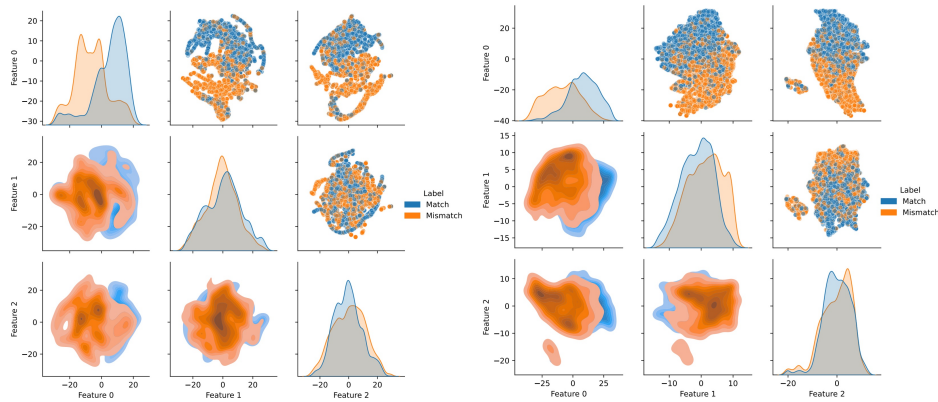


Figure 12: KDE and scatter visualization of feature distribution for mismatch/uncertain tokens (1 & 5 tokens) (Pythia Series).

els (Gagrani et al., 2024), allows for the expansion of FS-GEN methods across various multimodal applications (Zhu et al., 2023; Team, 2024) Our findings can be verified and further investigated on these models.

Cost-aware Collaboration Optimization. In our experiments, we illustrate the lower bound of collaboration frequency; however, achieving this in practice is not fully feasible. We can optimize the collaboration frequency by examining token uncertainty, employing heuristic rules (Kim et al., 2024) that prove challenging to scale automatically across various scenarios. Additionally, few studies consider inference costs. Future research could explore strategies to balance inference costs and performance within a defined budget (Shen et al., 2024). We hope that these empirical findings will further inform more FS-GEN applications.

6 CONCLUSION

In conclusion, our study provides a comprehensive analysis of collaborative decoding techniques under the fast and slow generation paradigm. By examining speculative decoding, contrastive decoding, and emulator fine-tuning, we identify key performance factors and conduct empirical analyses on collaboration frequency and positions. Our results demonstrate that the essential difference between large and small models lies in the uncertainty confidence of next token predictions during decoding. We hope this work will inspire further research and innovation in model collaboration.

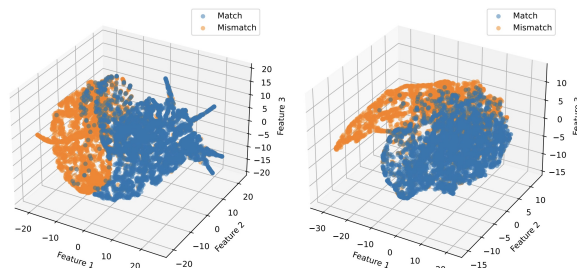


Figure 13: 3D visualization of feature distribution for mismatch/uncertain tokens logits (1 & 5 tokens) (**Qwen Series**).

REFERENCES

- Josh Achiam, Steven Adler, Sandhini Agarwal, Lama Ahmad, Ilge Akkaya, Florencia Leoni Aleman, Diogo Almeida, Janko Altenschmidt, Sam Altman, Shyamal Anadkat, et al. Gpt-4 technical report. *arXiv preprint arXiv:2303.08774*, 2023.
01. AI, :, Alex Young, Bei Chen, Chao Li, Chengen Huang, Ge Zhang, Guanwei Zhang, Heng Li, Jiangcheng Zhu, Jianqun Chen, Jing Chang, Kaidong Yu, Peng Liu, Qiang Liu, Shawn Yue, Senbin Yang, Shiming Yang, Tao Yu, Wen Xie, Wenhao Huang, Xiaohui Hu, Xiaoyi Ren, Xinyao Niu, Pengcheng Nie, Yuchi Xu, Yudong Liu, Yue Wang, Yuxuan Cai, Zhenyu Gu, Zhiyuan Liu, and Zonghong Dai. Yi: Open foundation models by 01.ai, 2024.
- Microsoft Research AI4Science and Microsoft Azure Quantum. The impact of large language models on scientific discovery: a preliminary study using gpt-4, 2023.
- AI@Meta. Llama 3 model card. *GitHub*, 2024. URL https://github.com/meta-llama/llama3/blob/main/MODEL_CARD.md.
- Jacob Austin, Augustus Odena, Maxwell Nye, Maarten Bosma, Henryk Michalewski, David Dohan, Ellen Jiang, Carrie Cai, Michael Terry, Quoc Le, et al. Program synthesis with large language models. *arXiv preprint arXiv:2108.07732*, 2021.
- Jinze Bai, Shuai Bai, Yunfei Chu, Zeyu Cui, Kai Dang, Xiaodong Deng, Yang Fan, Wenbin Ge, Yu Han, Fei Huang, Binyuan Hui, Luo Ji, Mei Li, Junyang Lin, Runji Lin, Dayiheng Liu, Gao Liu, Chengqiang Lu, Keming Lu, Jianxin Ma, Rui Men, Xingzhang Ren, Xuancheng Ren, Chuanqi Tan, Sinan Tan, Jianhong Tu, Peng Wang, Shijie Wang, Wei Wang, Shengguang Wu, Benfeng Xu, Jin Xu, An Yang, Hao Yang, Jian Yang, Shusheng Yang, Yang Yao, Bowen Yu, Hongyi Yuan, Zheng Yuan, Jianwei Zhang, Xingxuan Zhang, Yichang Zhang, Zhenru Zhang, Chang Zhou, Jingren Zhou, Xiaohuan Zhou, and Tianhang Zhu. Qwen technical report. *arXiv preprint arXiv:2309.16609*, 2023.
- Tamay Besiroglu, Ege Erdil, Matthew Barnett, and Josh You. Chinchilla scaling: A replication attempt, 2024.
- Stella Biderman, Hailey Schoelkopf, Quentin Gregory Anthony, Herbie Bradley, Kyle O’Brien, Eric Hallahan, Mohammad Aflah Khan, Shivanshu Purohit, USVSN Sai Prashanth, Edward Raff, et al. Pythia: A suite for analyzing large language models across training and scaling. In *International Conference on Machine Learning*, pp. 2397–2430. PMLR, 2023.
- Daniil A Boiko, Robert MacKnight, Ben Kline, and Gabe Gomes. Autonomous chemical research with large language models. *Nature*, 624(7992):570–578, 2023.
- Rishi Bommasani, Drew A Hudson, Ehsan Adeli, Russ Altman, Simran Arora, Sydney von Arx, Michael S Bernstein, Jeannette Bohg, Antoine Bosselut, Emma Brunskill, et al. On the opportunities and risks of foundation models. *arXiv preprint arXiv:2108.07258*, 2021.
- Tom Brown, Benjamin Mann, Nick Ryder, Melanie Subbiah, Jared D Kaplan, Prafulla Dhariwal, Arvind Neelakantan, Pranav Shyam, Girish Sastry, Amanda Askell, et al. Language models are few-shot learners. *Advances in neural information processing systems*, 33:1877–1901, 2020.

- Charlie Chen, Sebastian Borgeaud, Geoffrey Irving, Jean-Baptiste Lespiau, Laurent Sifre, and John Jumper. Accelerating large language model decoding with speculative sampling, 2023.
- Ziyi Chen, Xiaocong Yang, Jiacheng Lin, Chenkai Sun, Kevin Chen-Chuan Chang, and Jie Huang. Cascade speculative drafting for even faster llm inference, 2024.
- Karl Cobbe, Vineet Kosaraju, Mohammad Bavarian, Mark Chen, Heewoo Jun, Lukasz Kaiser, Matthias Plappert, Jerry Tworek, Jacob Hilton, Reiichiro Nakano, Christopher Hesse, and John Schulman. Training verifiers to solve math word problems, 2021.
- Kahneman Daniel. *Thinking, fast and slow*. 2017.
- Tri Dao and Albert Gu. Transformers are ssms: Generalized models and efficient algorithms through structured state space duality, 2024.
- Ning Ding, Yujia Qin, Guang Yang, Fuchao Wei, Zonghan Yang, Yusheng Su, Shengding Hu, Yulin Chen, Chi-Min Chan, Weize Chen, et al. Parameter-efficient fine-tuning of large-scale pre-trained language models. *Nature Machine Intelligence*, 5(3):220–235, 2023.
- Cunxiao Du, Jing Jiang, Xu Yuanchen, Jiawei Wu, Sicheng Yu, Yongqi Li, Shenggui Li, Kai Xu, Liqiang Nie, Zhaopeng Tu, and Yang You. Glide with a cape: A low-hassle method to accelerate speculative decoding, 2024.
- Angela Fan, Mike Lewis, and Yann Dauphin. Hierarchical neural story generation. *arXiv preprint arXiv:1805.04833*, 2018.
- Markus Freitag and Yaser Al-Onaizan. Beam search strategies for neural machine translation. In *Proceedings of the First Workshop on Neural Machine Translation*. Association for Computational Linguistics, 2017. doi: 10.18653/v1/w17-3207. URL <http://dx.doi.org/10.18653/v1/W17-3207>.
- Yao Fu, Litu Ou, Mingyu Chen, Yuhao Wan, Hao Peng, and Tushar Khot. Chain-of-thought hub: A continuous effort to measure large language models’ reasoning performance. *arXiv preprint arXiv:2305.17306*, 2023a.
- Yichao Fu, Peter Bailis, Ion Stoica, and Hao Zhang. Breaking the sequential dependency of llm inference using lookahead decoding, November 2023b. URL <https://lmsys.org/blog/2023-11-21-lookahead-decoding/>.
- Mukul Gagrani, Raghavv Goel, Wonseok Jeon, Junyoung Park, Mingu Lee, and Christopher Lott. On speculative decoding for multimodal large language models, 2024.
- Leo Gao, John Schulman, and Jacob Hilton. Scaling laws for reward model overoptimization, 2022.
- Albert Gu and Tri Dao. Mamba: Linear-time sequence modeling with selective state spaces, 2024.
- Albert Gu, Karan Goel, and Christopher Re. Efficiently modeling long sequences with structured state spaces, 2022.
- Thilo Hagendorff, Sarah Fabi, and Michal Kosinski. Human-like intuitive behavior and reasoning biases emerged in large language models but disappeared in chatgpt. *Nature Computational Science*, 3(10), October 2023. ISSN 2662-8457. doi: 10.1038/s43588-023-00527-x. URL <http://dx.doi.org/10.1038/s43588-023-00527-x>.
- Dan Hendrycks, Collin Burns, Steven Basart, Andy Zou, Mantas Mazeika, Dawn Song, and Jacob Steinhardt. Measuring massive multitask language understanding. *Proceedings of the International Conference on Learning Representations (ICLR)*, 2021.
- Jordan Hoffmann, Sebastian Borgeaud, Arthur Mensch, Elena Buchatskaya, Trevor Cai, Eliza Rutherford, Diego de Las Casas, Lisa Anne Hendricks, Johannes Welbl, Aidan Clark, Tom Hennigan, Eric Noland, Katie Millican, George van den Driessche, Bogdan Damoc, Aurelia Guy, Simon Osindero, Karen Simonyan, Erich Elsen, Jack W. Rae, Oriol Vinyals, and Laurent Sifre. Training compute-optimal large language models, 2022.

- Ari Holtzman, Jan Buys, Li Du, Maxwell Forbes, and Yejin Choi. The curious case of neural text degeneration, 2020.
- Edward J. Hu, Yelong Shen, Phillip Wallis, Zeyuan Allen-Zhu, Yuanzhi Li, Shean Wang, Lu Wang, and Weizhu Chen. Lora: Low-rank adaptation of large language models, 2021.
- Shengding Hu, Xin Liu, Xu Han, Xinrong Zhang, Chaoqun He, Weilin Zhao, Yankai Lin, Ning Ding, Zebin Ou, Guoyang Zeng, Zhiyuan Liu, and Maosong Sun. Predicting emergent abilities with infinite resolution evaluation, 2024.
- Lei Huang, Weijiang Yu, Weitao Ma, Weihong Zhong, Zhangyin Feng, Haotian Wang, Qianglong Chen, Weihua Peng, Xiaocheng Feng, Bing Qin, and Ting Liu. A survey on hallucination in large language models: Principles, taxonomy, challenges, and open questions, 2023.
- Kushal Jain, Niket Tandon, and Kumar Shridhar. Well begun is half done: Importance of starting right in multi-step math reasoning, 2024.
- Lifeng Jin, Baolin Peng, Linfeng Song, Haitao Mi, Ye Tian, and Dong Yu. Collaborative decoding of critical tokens for boosting factuality of large language models, 2024.
- Daniel Kahneman. *Thinking, fast and slow*. macmillan, 2011.
- Jared Kaplan, Sam McCandlish, Tom Henighan, Tom B Brown, Benjamin Chess, Rewon Child, Scott Gray, Alec Radford, Jeffrey Wu, and Dario Amodei. Scaling laws for neural language models. *arXiv preprint arXiv:2001.08361*, 2020.
- Sehoon Kim, Karttikeya Mangalam, Suhong Moon, Jitendra Malik, Michael W Mahoney, Amir Gholami, and Kurt Keutzer. Speculative decoding with big little decoder. *Advances in Neural Information Processing Systems*, 36, 2024.
- Yaniv Leviathan, Matan Kalman, and Yossi Matias. Fast inference from transformers via speculative decoding. In *International Conference on Machine Learning*, pp. 19274–19286. PMLR, 2023.
- Xiang Lisa Li, Ari Holtzman, Daniel Fried, Percy Liang, Jason Eisner, Tatsunori Hashimoto, Luke Zettlemoyer, and Mike Lewis. Contrastive decoding: Open-ended text generation as optimization. *arXiv preprint arXiv:2210.15097*, 2022.
- Opher Lieber, Barak Lenz, Hofit Bata, Gal Cohen, Jhonathan Osin, Itay Dalmedigos, Erez Safahi, Shaked Meir, Yonatan Belinkov, Shai Shalev-Shwartz, Omri Abend, Raz Alon, Tomer Asida, Amir Bergman, Roman Glozman, Michael Gokhman, Avashalom Manevich, Nir Ratner, Noam Rozen, Erez Shwartz, Mor Zusman, and Yoav Shoham. Jamba: A hybrid transformer-mamba language model, 2024.
- Bill Yuchen Lin, Yicheng Fu, Karina Yang, Faeze Brahman, Shiyu Huang, Chandra Bhagavatula, Prithviraj Ammanabrolu, Yejin Choi, and Xiang Ren. Swiftsage: A generative agent with fast and slow thinking for complex interactive tasks. *Advances in Neural Information Processing Systems*, 36, 2024.
- Alisa Liu, Xiaochuang Han, Yizhong Wang, Yulia Tsvetkov, Yejin Choi, and Noah A Smith. Tuning language models by proxy. *arXiv preprint arXiv:2401.08565*, 2024a.
- Wei Liu, Weihao Zeng, Keqing He, Yong Jiang, and Junxian He. What makes good data for alignment? a comprehensive study of automatic data selection in instruction tuning, 2023.
- Xiaoxuan Liu, Lanxiang Hu, Peter Bailis, Alvin Cheung, Zhijie Deng, Ion Stoica, and Hao Zhang. Online speculative decoding, 2024b.
- Jonathan Mamou, Oren Pereg, Daniel Korat, Moshe Berchansky, Nadav Timor, Moshe Wasserblat, and Roy Schwartz. Accelerating speculative decoding using dynamic speculation length, 2024.
- Xupeng Miao, Gabriele Oliaro, Zhihao Zhang, Xinhao Cheng, Hongyi Jin, Tianqi Chen, and Zhihao Jia. Towards efficient generative large language model serving: A survey from algorithms to systems, 2023.

- Eric Mitchell, Rafael Rafailov, Archit Sharma, Chelsea Finn, and Christopher D Manning. An emulator for fine-tuning large language models using small language models. *arXiv preprint arXiv:2310.12962*, 2023.
- Sean O’Brien and Mike Lewis. Contrastive decoding improves reasoning in large language models. *arXiv preprint arXiv:2309.09117*, 2023.
- Constituency Parsing. Speech and language processing. *Power Point Slides*, 2009.
- Biqing Qi, Kaiyan Zhang, Haoxiang Li, Kai Tian, Sihang Zeng, Zhang-Ren Chen, and Bowen Zhou. Large language models are zero shot hypothesis proposers. In *NeurIPS 2023 Workshop on Instruction Tuning and Instruction Following*, 2023. URL <https://openreview.net/forum?id=EAuteBjTMw>.
- Biqing Qi, Xinquan Chen, Junqi Gao, Dong Li, Jianxing Liu, Ligang Wu, and Bowen Zhou. Interactive continual learning: Fast and slow thinking. In *Proceedings of the IEEE/CVF Conference on Computer Vision and Pattern Recognition*, pp. 12882–12892, 2024.
- Chen Qian, Xin Cong, Cheng Yang, Weize Chen, Yusheng Su, Juyuan Xu, Zhiyuan Liu, and Maosong Sun. Communicative agents for software development. *arXiv preprint arXiv:2307.07924*, 2023.
- Alec Radford, Karthik Narasimhan, Tim Salimans, Ilya Sutskever, et al. Improving language understanding by generative pre-training. *GitHub*, 2018.
- Alec Radford, Jeffrey Wu, Rewon Child, David Luan, Dario Amodei, Ilya Sutskever, et al. Language models are unsupervised multitask learners. *OpenAI blog*, 1(8):9, 2019.
- Rafael Rafailov, Yaswanth Chittipedu, Ryan Park, Harshit Sikchi, Joey Hejna, Bradley Knox, Chelsea Finn, and Scott Niekum. Scaling laws for reward model overoptimization in direct alignment algorithms, 2024.
- Bernardino Romera-Paredes, Mohammadamin Barekatin, Alexander Novikov, Matej Balog, M Pawan Kumar, Emilien Dupont, Francisco JR Ruiz, Jordan S Ellenberg, Pengming Wang, Omar Fawzi, et al. Mathematical discoveries from program search with large language models. *Nature*, 625(7995):468–475, 2024.
- Yangjun Ruan, Chris J. Maddison, and Tatsunori Hashimoto. Observational scaling laws and the predictability of language model performance, 2024.
- Rylan Schaeffer, Brando Miranda, and Sanmi Koyejo. Are emergent abilities of large language models a mirage? *Advances in Neural Information Processing Systems*, 36, 2024.
- Rico Sennrich, Jannis Vamvas, and Alireza Mohammadshahi. Mitigating hallucinations and off-target machine translation with source-contrastive and language-contrastive decoding. *arXiv preprint arXiv:2309.07098*, 2023.
- Shannon Zejiang Shen, Hunter Lang, Bailin Wang, Yoon Kim, and David Sontag. Learning to decode collaboratively with multiple language models, 2024.
- Ben Sorscher, Robert Geirhos, Shashank Shekhar, Surya Ganguli, and Ari S. Morcos. Beyond neural scaling laws: beating power law scaling via data pruning, 2023.
- Mitchell Stern, Noam Shazeer, and Jakob Uszkoreit. Blockwise parallel decoding for deep autoregressive models. In S. Bengio, H. Wallach, H. Larochelle, K. Grauman, N. Cesa-Bianchi, and R. Garnett (eds.), *Advances in Neural Information Processing Systems*, volume 31. Curran Associates, Inc., 2018. URL https://proceedings.neurips.cc/paper_files/paper/2018/file/c4127b9194fe8562c64dc0f5bf2c93bc-Paper.pdf.
- Ziteng Sun, Ananda Theertha Suresh, Jae Hun Ro, Ahmad Beirami, Himanshu Jain, and Felix Yu. Spectr: Fast speculative decoding via optimal transport. *Advances in Neural Information Processing Systems*, 36, 2024.

- Gemini Team. Gemini 1.5: Unlocking multimodal understanding across millions of tokens of context, 2024.
- Gemini Team, Rohan Anil, Sebastian Borgeaud, Yonghui Wu, Jean-Baptiste Alayrac, Jiahui Yu, Radu Soricut, Johan Schalkwyk, Andrew M Dai, Anja Hauth, et al. Gemini: a family of highly capable multimodal models. *arXiv preprint arXiv:2312.11805*, 2023.
- Hugo Touvron, Thibaut Lavril, Gautier Izacard, Xavier Martinet, Marie-Anne Lachaux, Timothée Lacroix, Baptiste Rozière, Naman Goyal, Eric Hambro, Faisal Azhar, et al. Llama: Open and efficient foundation language models. *arXiv preprint arXiv:2302.13971*, 2023a.
- Hugo Touvron, Louis Martin, Kevin Stone, Peter Albert, Amjad Almahairi, Yasmine Babaei, Nikolay Bashlykov, Soumya Batra, Prajjwal Bhargava, Shruti Bhosale, et al. Llama 2: Open foundation and fine-tuned chat models. *arXiv preprint arXiv:2307.09288*, 2023b.
- Ashwin K Vijayakumar, Michael Cogswell, Ramprasath R Selvaraju, Qing Sun, Stefan Lee, David Crandall, and Dhruv Batra. Diverse beam search: Decoding diverse solutions from neural sequence models. *arXiv preprint arXiv:1610.02424*, 2016.
- Xuezhi Wang and Denny Zhou. Chain-of-thought reasoning without prompting, 2024.
- Jason Wei, Yi Tay, Rishi Bommasani, Colin Raffel, Barret Zoph, Sebastian Borgeaud, Dani Yogatama, Maarten Bosma, Denny Zhou, Donald Metzler, Ed H. Chi, Tatsunori Hashimoto, Oriol Vinyals, Percy Liang, Jeff Dean, and William Fedus. Emergent abilities of large language models, 2022.
- Sean Welleck, Amanda Bertsch, Matthew Finlayson, Hailey Schoelkopf, Alex Xie, Graham Neubig, Ilya Kulikov, and Zaid Harchaoui. From decoding to meta-generation: Inference-time algorithms for large language models. *arXiv preprint arXiv:2406.16838*, 2024.
- Heming Xia, Tao Ge, Peiyi Wang, Si-Qing Chen, Furu Wei, and Zhifang Sui. Speculative decoding: Exploiting speculative execution for accelerating seq2seq generation, 2023.
- Heming Xia, Zhe Yang, Qingxiu Dong, Peiyi Wang, Yongqi Li, Tao Ge, Tianyu Liu, Wenjie Li, and Zhifang Sui. Unlocking efficiency in large language model inference: A comprehensive survey of speculative decoding. *arXiv preprint arXiv:2401.07851*, 2024.
- John Yang, Carlos E. Jimenez, Alexander Wettig, Kilian Lieret, Shunyu Yao, Karthik Narasimhan, and Ofir Press. Swe-agent: Agent-computer interfaces enable automated software engineering, 2024.
- Kaiyan Zhang, Jianyu Wang, Ermo Hua, Biqing Qi, Ning Ding, and Bowen Zhou. Cogenesis: A framework collaborating large and small language models for secure context-aware instruction following. *The 62nd Annual Meeting of the Association for Computational Linguistics*, 2024.
- Zixuan Zhou, Xuefei Ning, Ke Hong, Tianyu Fu, Jiaming Xu, Shiyao Li, Yuming Lou, Luning Wang, Zhihang Yuan, Xiuhong Li, Shengen Yan, Guohao Dai, Xiao-Ping Zhang, Yuhan Dong, and Yu Wang. A survey on efficient inference for large language models, 2024.
- Deyao Zhu, Jun Chen, Xiaoqian Shen, Xiang Li, and Mohamed Elhoseiny. Minigpt-4: Enhancing vision-language understanding with advanced large language models, 2023.

A RELATED WORKS

A.1 COLLABORATIVE DECODING

Speculative Decoding. Leveraging the high performance of LLMs and the low inference cost of SLMs, speculative decoding (Leviathan et al., 2023; Kim et al., 2024; Sun et al., 2024) has become an effective method to accelerate the generation process in LLMs. This approach involves two main steps: drafting and verification (Xia et al., 2024). In the drafting step, SLMs generate a candidate span comprising several tokens. Subsequently, in the verification step, LLMs review all draft tokens in a single forward pass. The verified tokens are then fed back to the SLMs as input for subsequent generations. Current efforts in this area can be categorized into two primary streams: drafting and verification. In drafting, researchers focus on developing robust drafters that aim to generate as many tokens as possible that are likely to be verified successfully (Xia et al., 2023; Liu et al., 2024b). For verification, methods such as lossless and approximate approaches (Stern et al., 2018; Xia et al., 2023; Fu et al., 2023b) have been proposed for both greedy decoding and nucleus sampling. Nearly all the aforementioned studies employ draft tokens of a fixed length, adjusted as hyper-parameters. However, recent efforts have begun to determine the candidate length dynamically (Mamou et al., 2024; Shen et al., 2024), with more in-depth empirical studies also currently under exploration.

Contrastive Decoding. Compared to the efficiency gains in speculative decoding, contrastive decoding (Li et al., 2022) focuses on improving factuality (Sennrich et al., 2023) and reasoning abilities (O’Brien & Lewis, 2023) through collaborative decoding. In this approach, the next token logits from expert and amateur models are fused comparatively. The underlying assumption is that tokens generated by the amateur model are less reliable and should be less frequently utilized in expert models, implying that greater scrutiny is required for tokens in expert models. Recent studies also explore contrasting models with and without context, designated as expert and amateur (Jin et al., 2024), which helps reduce hallucinations. Similar to speculative decoding, these efforts primarily examine how to fuse the logits, without addressing the extent and specific needs for collaboration.

Emulator or Proxy Tuning and others. Unlike enhancements in inference time that involve two models, emulator tuning (Mitchell et al., 2023) and proxy tuning (Liu et al., 2024a) employ three models to improve training efficiency. In these methods, researchers fine-tune only SLMs which generate logits from both base and chat model versions. By using the delta logits, the effectiveness of large chat models can be approximated through logits interpolation with large base models. Additionally, Shen et al. (2024) propose learning to collaboratively decode with multiple LLMs, including both general and specific domain models, to achieve domain generalization. Zhang et al. (2024) suggest a collaborative generation framework leveraging large and small models under cloud-device scenarios that focuses on secure context-aware instruction following.

Scaling Law and Emergent Ability. The experience of a “Scaling Law” has been successfully applied across various scenarios, including model size (Kaplan et al., 2020; Hoffmann et al., 2022), data size (Sorscher et al., 2023), and reward modeling (Gao et al., 2022; Rafailov et al., 2024), serving as a pivotal driver of LLMs development. Research indicates that emergent abilities (Wei et al., 2022) manifest in larger models as dictated by the scaling law, where certain capabilities appear exclusively in large models, with smaller models failing to solve the same problems effectively. In contrast, recent studies suggest that emergent abilities are significantly influenced by the continuity of indicators (Schaeffer et al., 2024; Hu et al., 2024). When continuous metrics such as token-level match are employed, minimal divergence is observed between large and small models. However, employing discrete metrics like accuracy in mathematical or reasoning tasks and pass rates on coding assignments reveals pronounced variations across models of different scales. This paper delves into the differences in abilities between large and small models from the decoding perspective, which can be quantified using continuous metrics. Through this lens, we explore the key distinctions driven by token uncertainty.

Totally, deeper empirical analysis is still lacking, and the quest for further efficiency optimization continues. This paper delves into the essential differences between LLMs and SLMs from the perspective of collaborative decoding. Our exploration provides new insights into various methods and significantly enhances the efficiency and quality of the aforementioned techniques.

B DEFINITION OF MORE FS-GEN METHODS

In accordance with specific definitions for various FS-GEN methods in § 2.2, we introduce additional variants as follows:

Mitchell et al. (2023) propose emulator tuning, which, like proxy tuning, is motivated similarly but differs in implementation. In this configuration, the SLMs are also divided into a base version and a chat version, with their logits represented as p_s for the base version and p'_s for the chat version. The fused logits are represented by $p_f = p_l \cdot \left(\frac{p'_s}{p_s}\right)$, indicating that O_g combines the insights of the incremental changes between the tuned and untuned states of the SLMs, approaching the performance of a fully tuned LLMs.

Zhang et al. (2024) propose CoGenesis for secure, context-aware instruction following. In the logits-level variant of CoGenesis, the inputs for LLMs and SLMs differ, denoted as $X_l \neq X_s$. This approach utilizes predictions from both SLMs and LLMs, where SLMs generate personalized content and LLMs produce outlines. In this configuration, the reference logits are calculated as $p_f = f(p_l - p_s)$, where f represents a trained model that combines features from both, and O_g outperforms both O_l and O_s . This indicates that O_g effectively leverages the strengths of both models while preserving the privacy of user data.

C IMPLEMENTATION DETAILS

In speculative decoding, the number of tokens generated by draft small models is set as a hyperparameter, denoted as K . In our empirical study, we define $K = 1$ as representing oracle decoding rather than speculative decoding. Although the experimental results are equivalent, implementing and analyzing $K = 1$ is simpler.

For each task across all methods, we adapt in-context few-shot to enhance generation performance under base models, using 5-shots for MMLU, 10-shots for MBPP, and 8-shots for GSM8k. The few-shot examples are unified into a chain-of-thought format (Fu et al., 2023a).

Note that we regard the outputs from collaborative decoding as references; therefore, we do not compute accuracy for each task. By default, results from collaborative decoding are generally better than those from either smaller or larger models alone. Our primary focus is on exploring the differences between larger and smaller models, rather than comparing them to the ground truth.

D MORE EMPIRICAL RESULTS

D.1 RESULTS ON COLLABORATION POSITION

We provide heatmaps of mismatch positions relative to Pythia model combinations for contrastive decoding and emulator fine-tuning in Figures 14 and 15 respectively. These heatmaps reveal findings similar to those obtained from oracle decoding and support the adage that “well begun is half done”.

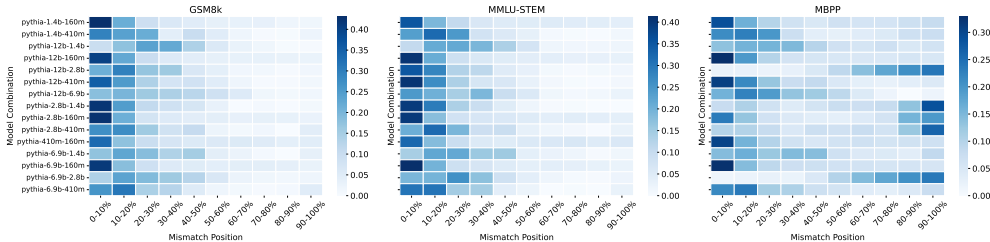


Figure 14: Percentage of mismatch positions relative to length for model combinations across various datasets (Pythia Series, Contrastive Decoding).

The difference between Figures 11 and 13 lies in the selection of tokens within the generated content. Specifically, we select only one token for the former and five continuous tokens for the

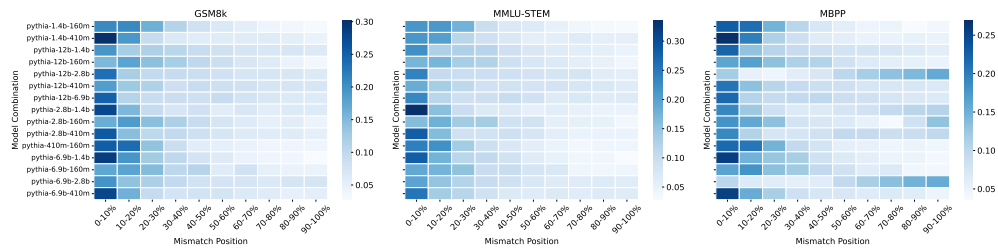


Figure 15: Percentage of mismatch positions relative to length for model combinations across various datasets (**Pythia Series, Proxy FineTuning**).

latter. This relationship between the top-k logits for each position and mismatches with large models is clearly evident in the visualization. The results further indicate that identifying mismatch positions benefits from additional context at each step.

We provide additional model combinations for visualization of token-level uncertainty, as shown in Figure 16, 17, 18, 19, 20, 21. This figure also demonstrates that the uncertainty in tokens of SLMs results in incorrect answers. Examples illustrating uncertainty in SLMs using contrastive decoding and proxy tuning are presented in Figures 22 and 23, respectively.

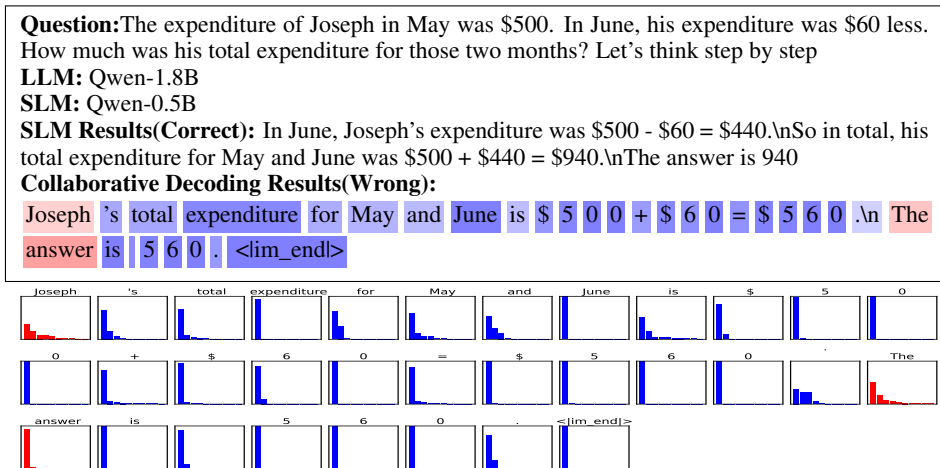


Figure 16: Visualization of Token Contributions. **Red** signifies mismatch tokens, **Blue** indicates match tokens, with darker shades representing higher weights.

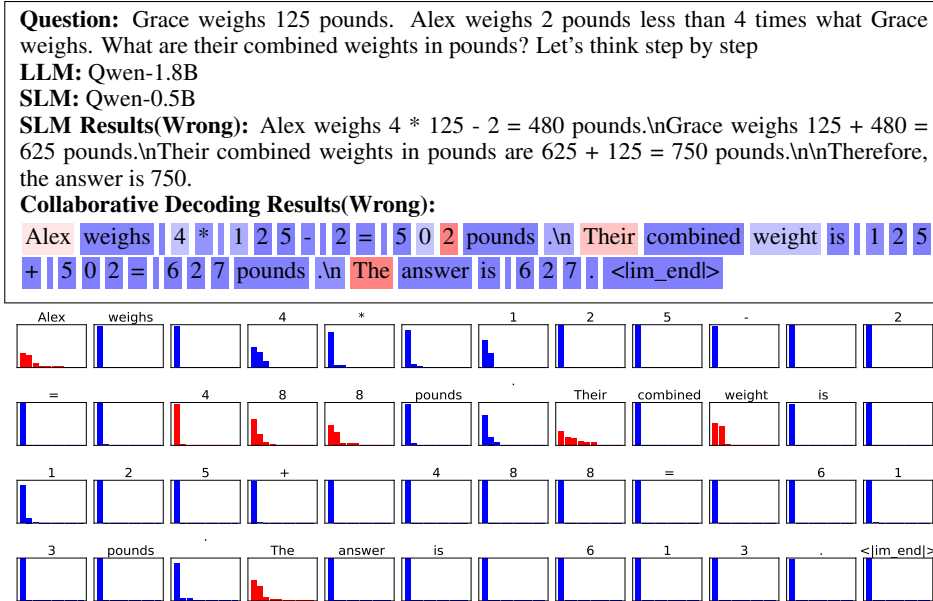


Figure 17: Visualization of Token Contributions. Red signifies mismatch tokens, Blue indicates match tokens, with darker shades representing higher weights.

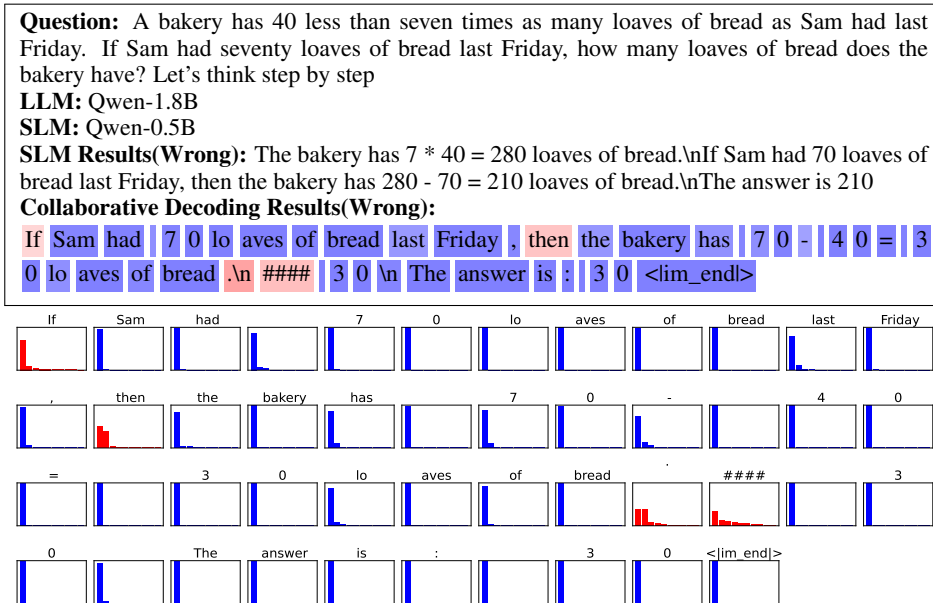


Figure 18: Visualization of Token Contributions. Red signifies mismatch tokens, Blue indicates match tokens, with darker shades representing higher weights.

Question: The expenditure of Joseph in May was \$500. In June, his expenditure was \$60 less. How much was his total expenditure for those two months? Let's think step by step
SLM Results(Correct): In June, Joseph's expenditure was $\$500 - \$60 = \$440$. So in total, his total expenditure for May and June was $\$500 + \$440 = \$940$. The answer is 940
LLM: Qwen-4B
SLM: Qwen-1.8B
Collaborative Decoding Results(Correct):
 In May , Joseph spent \$ 5 0 0 . In June , his expenditure was \$ 6 0 less , so he spent \$ 5 0 0 - \$ 6 0 = \$ 4 4 0 . To find the total expenditure for those two months , we add the expenditures : \$ 5 0 0 + \$ 4 4 0 = \$ 9 4 0 . The answer is 9 4 0 .
 <lim_end>




Figure 19: Visualization of Token Contributions. Red signifies mismatch tokens, Blue indicates match tokens, with darker shades representing higher weights.

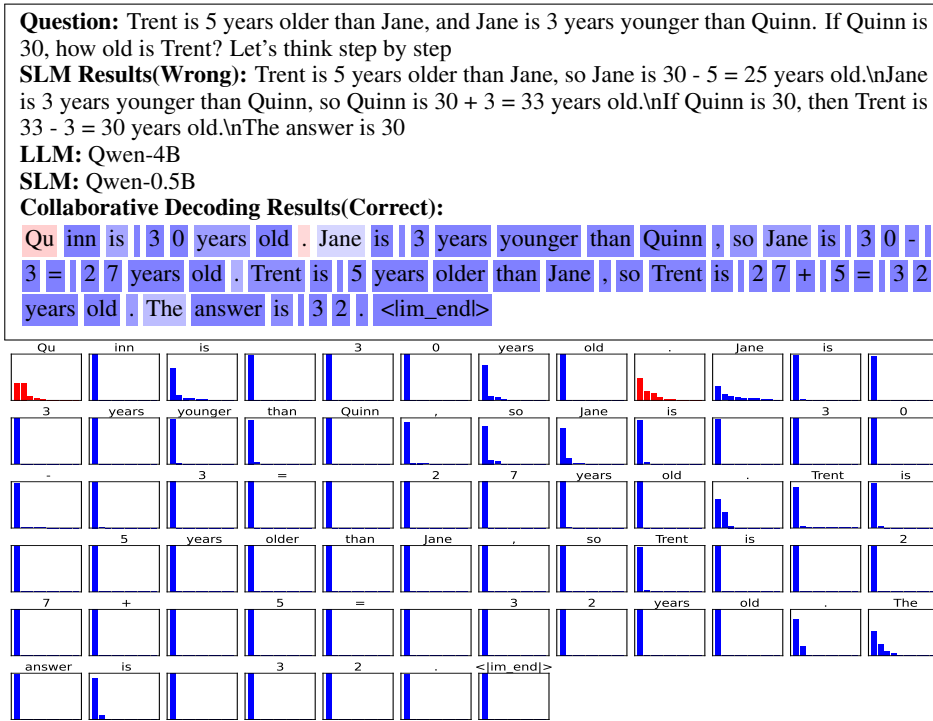


Figure 20: Visualization of Token Contributions. Red signifies mismatch tokens, Blue indicates match tokens, with darker shades representing higher weights.

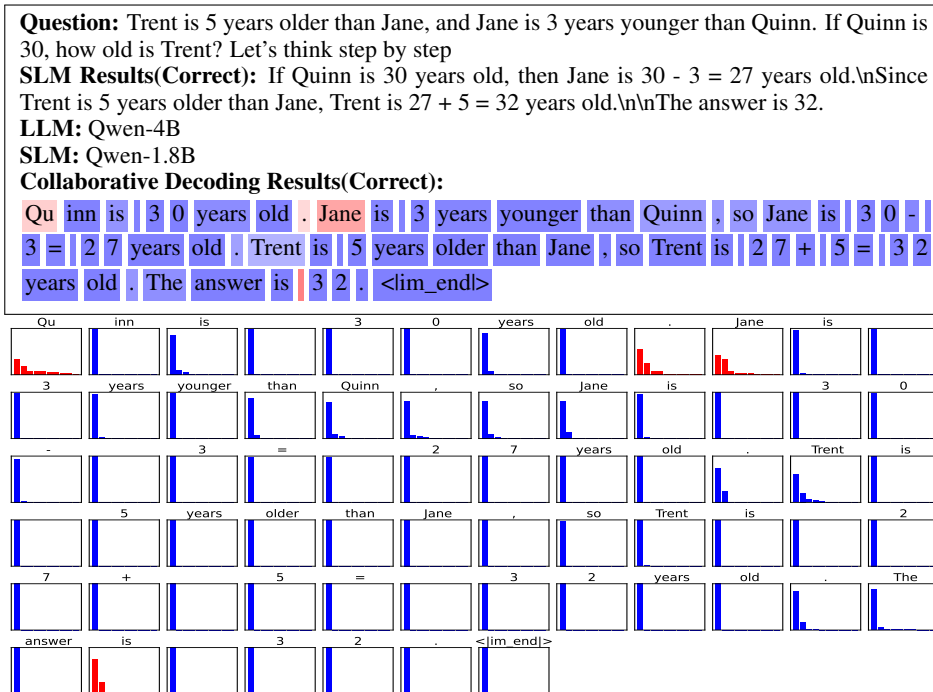


Figure 21: Visualization of Token Contributions. Red signifies mismatch tokens, Blue indicates match tokens, with darker shades representing higher weights.




Figure 22: Visualization of Token Contributions in **Contrastive Decoding**. Red signifies mismatch tokens, Blue indicates match tokens, with darker shades representing higher weights.

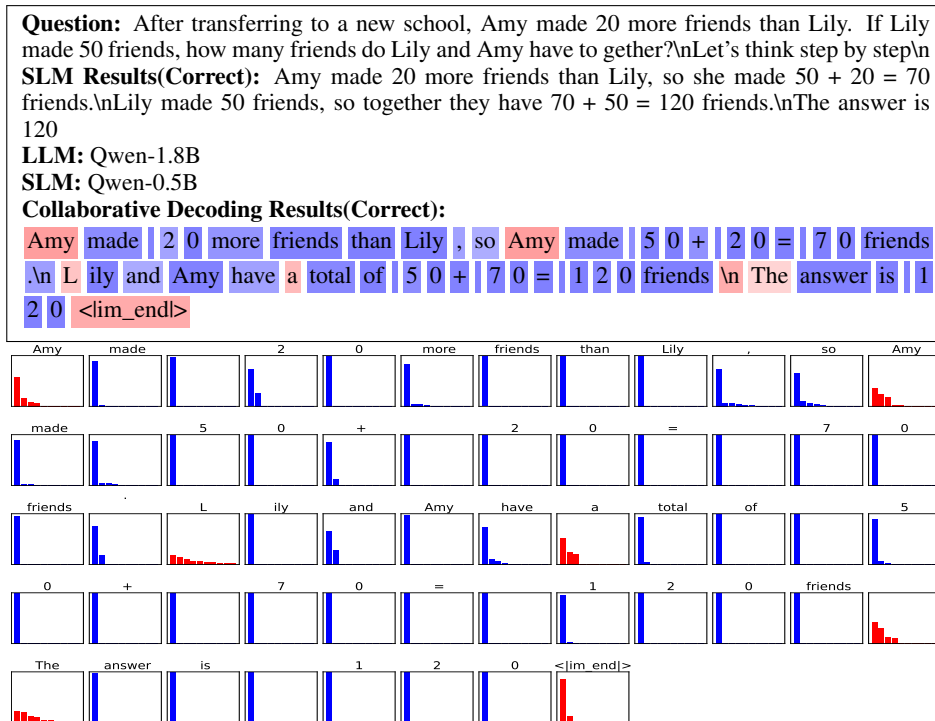


Figure 23: Visualization of Token Contributions in **Proxy Tuning**. Red signifies mismatch tokens, Blue indicates match tokens, with darker shades representing higher weights.