

Detecting the massive vector field with extreme mass-ratio inspirals

Tieguang Zi¹ and Chao Zhang^{2,*}

¹*School of Physics and Optoelectronics, South China University of Technology, Guangzhou 510641, People's Republic of China*

²*School of Aeronautics and Astronautics, Shanghai Jiao Tong University, Shanghai 200240, China*

The future space-borne gravitational wave detector, Laser Interferometer Space Antenna (LISA), has the potential of detecting the fundamental fields, such as the charge and mass ultra-light scalar field. In this paper we study the effect of lighter vector field on the gravitational waveforms from extreme mass-ratio inspirals (EMRI) system, consisting of a stellar-mass object and the massive black hole (MBH) in the Einstein-Proca theory of a massive vector field coupling to gravity. Using the perturbation theory, we compute the energy fluxes including the contributions of the Proca field and the gravitational field, then obtain the adiabatic inspiraling orbits and corresponding waveforms. Our results demonstrate that the vector charge and mass carried by the secondary body lead to detectable effects on EMRI waveform, and LISA has the potential to measure the mass of the Proca field with greater precision.

I. INTRODUCTION

The fundamental theories not only predicate the existence of ultralight particles beyond standard model, but also the possibility of the dark matter or dark energy. The new particles described by the lighter vector fields, such as the dark photon, generally exist in the modified theories [1, 2]. These additional fundamental fields generally couple weakly to the baryonic matter in the standard model, rendering their experimental detection extremely challenging. However, there is a potential avenue for observing the effects of ultralight bosons in extreme, strongly gravitational environments using the mechanism of superradiant instability [3]. The phenomenon could occur when the bosons wave frequencies ω_R meet the superradiant condition, that is $\omega_R \leq m\Omega_H$, where Ω_H is the horizon angular velocity and m is the azimuthal quantum number of the unstable mode. When the condition of superradiant is satisfied, the massive fundamental fields, such as the scalar fields [4–6] and the vector fields [7–13], can be condensed as the bosons clouds around the rotating black hole (BH). During the dissipation process of bosons clouds, the black hole-cloud system would produce the quadrupolar GWs. With the detection of such GW signal, a number of works have started to search for the ultralight bosons with the gravitational wave (GW) detectors [6, 13–19].

Those fundamental fields predicted by the modified gravitational theories are regarded as the key components of some dark matter candidates, where the particles of dark matter has a large range of masses in the different theories. For example, the fuzzy dark matter particles has the mass as lower as 10^{-22} eV [20] and the mass of the primordial black holes can reach the sub-solar masses [21]. Additionally, the dark matter model predicates the dark photon with a mass as lower as $\sim 10^{-22}$ eV, whose behaviors like the non-relativistic matter [22]. The formation of such dark matter particles has many kinds

of channels, including the misalignment mechanism in a non-minimal coupling to gravity [23], quantum fluctuations during inflation [24] and appearing naturally in the string theories [1]. Ones have carried out various kinds of experimental detection schemes to probe the ultralight particles, such as testing equivalence principle, where the constraints on the coupling effects of the ultralight particles to standard model are implemented by the Eöt-Wash group [25] and the Lunar Laser Ranging groups [26, 27]. It may be advantageous that the GW detectors improve the limits on the ultralight fields. The GW signal from the superradiance may allow LISA to constrain the vector field mass within the range $10^{-16} - 6 \times 10^{-16}$ eV [28], and the EMRI signal including the correction of the vector boson-cloud near the MBH can narrow the mass ranges of vector field, reaching to $1.8 \times 10^{-17} - 4.47 \times 10^{-16}$ eV [29].

A promising target source of LISA is the EMRI with a smaller mass-ratio ($\eta \in [10^{-7}, 10^{-4}]$), a stellar-mass body moving slowly close to MBH under the influence of the gravitational radiation backreaction, which can act as probing the fundamental theories and testing the nature of MBH [30, 31]. For a typical EMRI system, the secondaries generally experience $\sim 10^4 - 10^5$ orbit cycles around the MBH, so the inspiral orbits are inevitably involved with the relativistic effects in the strong gravitational field regime [30, 31]. The unique feature of EMRI allows to conduct a series of testing general relativity (GR) with the unprecedented precision [32–34], detecting the environmental effects near the MBH [35–41], and ensures high precision estimation of the physical parameters of the EMRI system [31, 32], such as the mass and spin MBH [32, 42, 43]. The accurate measurement of source parameters using the EMRI signal can allow to test accurately the fundamental gravitational theories [31, 34, 44, 45] and detect the rich environments neighbouring the MBH [35, 38, 46–51].

Recently, EMRI as the probe of detecting fundamental fields beyond the GR have been broadly investigated in the Refs. [29, 52–58], where the MBH can be described by the Kerr metric according to the no-hair theorem and the stellar-mass BHs can carry the scalar charges that

* zhangchao666@sjtu.edu.cn, Corresponding author

are dependent on the masses [52, 59–63]. Such assumption is based on the conclusion that the charge of BH is weaker when it becomes more massive. It is due to that the charges are controlled by the curvature, and when the mass of BH is increasing the curvature near the horizon tend to diminish [52]. Therefore, the MBH would behave the much weaker deviation of Kerr hypothesis, and the stellar-mass BHs may occur the violation of the no-hair theorem. In our paper, we focus on the EMRI system in the Einstein-Proca theory of a massive vector field coupled to gravity, where the theory and its generalized theories could exist the hairy BH solutions after setting the specific parameters [64–70], boson star [71] and vector star [72, 73]. Considering that the Einstein-Proca theories admit the same solutions in the GR, and according to the method in the Refs. [52, 53], we can assume that the exterior spacetime of MBH are approximately described the Schwarzschild metric and the stellar-mass object carries the massive vector hair.

In our paper, we plan to constrain the Proca field mass using the waveform from EMRI system with the vector-hairy stellar-mass object. In Sec. II, we present the massive vector field perturbations equation in the Schwarzschild spacetime and the perturbation source term of point particle. In Sec. III, we introduce the progress of computing fluxes and analysis method of EMRI waveform. Sec. IV shows our results including the Proca fluxes, dephasing and mismatch, the constraint on the mass of Proca field. Finally, our conclusion and discussion are given in Sec. V. Throughout our paper, we utilize the geometric units $G = c = \hbar = 1$.

II. METHOD

A. Setup

Firstly, we consider the action

$$S(g, A, \psi) = S_0(g, A) + \alpha S_c(g, A) + S_m(g, A, \Psi) \quad (1)$$

where A is the Proca field, g is the metric, $S_0(g, A)$ is the action relating to the spacetime background, and $S_m(g, A, \psi)$ is the action describing the matter field Ψ . $\alpha S_c(g, \psi)$ denotes to the non-minimal couplings between the metric tensor g and the Proca field A . α is a coupling constant, which has the dimensions $[\alpha] = (mass)^n$ with a positive integer n . In this paper, we assume that the Proca field is minimally coupled to a supermassive black hole, the action can be given by

$$S_0(g, A) = \int d^4x \sqrt{-g} \left[R - \frac{1}{4} F_{\mu\nu} F^{\mu\nu} - \frac{\mu_v^2}{2} A_\mu A^\mu - A_\mu J^\mu \right] \quad (2)$$

where R is the Ricci scalar, $F_{\mu\nu} = \nabla_\mu A_\nu - \nabla_\nu A_\mu$ is the Proca field strength, J^μ is the current density for the massive vector and μ_v is the mass of Proca field, which can be expressed with a dimensionless parameter μ , that is $\mu_v = \mu M$.

For the EMRI system, the inspiraling secondary object with the mass m_p can be regarded as a moving point particle around the MBH with mass $M \gg m_p$. Following the “skletonized” method adopted by the Refs. [52, 53, 55, 74], the action of matter field $S_m(g, A, \psi)$ can be replaced with the action $S_p(g, A)$ of the point particle, that is

$$S_m(g, A) \rightarrow S_p(g, A). \quad (3)$$

The action of point particle is written as

$$\begin{aligned} S_p(g, A, \psi) &= - \int m_p d\tau + q \int A_\mu J^\mu \\ &= -m_p \int \sqrt{-g_{\mu\nu} \frac{dx_p^\mu}{d\tau} \frac{dx_p^\nu}{d\tau}} d\tau. \end{aligned} \quad (4)$$

where q is the charge of Proca field. From the action (1), we can obtain the gravitational equation of motion

$$G_{\mu\nu} = R_{\mu\nu} - \frac{1}{2} g_{\mu\nu} R = \mathcal{T}_{\mu\nu}^{\text{Proca}} + \mathcal{T}_{\mu\nu}^p + \alpha \mathcal{T}_{\mu\nu}^c, \quad (5)$$

where $\mathcal{T}_{\mu\nu}^p = 8\pi \int m_p \frac{\delta^{(4)}(x-y_p(\tau)}{\sqrt{-g}} \frac{dx_p^\mu}{d\tau} \frac{dx_p^\nu}{d\tau} d\tau$ is the energy-momentum tensor of the point particle, $\mathcal{T}_{\mu\nu}^{\text{Proca}}$ is the stress-energy tensor of the Proca field, and $\mathcal{T}_{\mu\nu}^c = -\frac{16\pi}{\sqrt{-g}} \frac{\delta S_c}{\delta g^{\mu\nu}}$. The Proca field equation can be written as

$$\nabla^\rho F_{\rho\mu} - \mu^2 A_\mu + \frac{8\pi\alpha}{\sqrt{-g}} \frac{\delta S_c}{\delta A} = J_\mu. \quad (6)$$

Given that the coupling constant α and the mass-ratio η of EMRI has as following relationship, $\alpha/M^n = (\alpha/m_p^n)\eta^n$, and the current observations do not support the deviation from Kerr black holes [75], so we can assume that α/m_p^n is far less than one [55]. Thus the quantities $\alpha \frac{\delta S_c}{\delta A}$ and $\alpha \mathcal{T}_{\mu\nu}^c$ are both ignorable [52]. When the coupling constant $\alpha \rightarrow 0$, the no-hair theorems still hold in the theories with the Proca fields [76]. If considering only the leading order of the vector perturbations in the mass-ratio, the fields in the exterior spacetime of the MBH tend to a constant A_0 , the $\mathcal{T}_{\mu\nu}^{\text{Proca}}$ can be reduced as quadratic term around A_0 , which is also overlooked as the case of the scalar field perturbations in the Refs.[52, 53, 55]. In conclusion, in the framework of approximations, we can assume that MBH is approximately described by the Schwarzschild metric, and the point particle, carrying the vector charge and mass, acts as the Proca field with the Eq. (6). Finally, the gravitational field equation can be simplified as the GR case, the right hand side of Proca field equation acts as the source terms.

The spacetime metric of the Schwarzschild MBH can be written as

$$\begin{aligned} ds^2 &= g_{\mu\nu} dx^\mu dx^\nu \\ &= -f(r) dt^2 + f^{-1}(r) dr^2 + r^2 (d\theta^2 + \sin^2 \theta d\phi^2) \end{aligned} \quad (7)$$

with $f(r) = 1 - 2M/r$. Due to the presence of the spherical symmetry, the Proca equation can be decomposed as four second-order partial differential equations using the vector harmonics [77]. The four vector harmonics $Z_\mu^{(i)lm}$ can be given by following

$$Z_\mu^{(1)lm} = [1, 0, 0, 0] Y^{lm}, \quad (8)$$

$$Z_\mu^{(2)lm} = [0, f^{-1}, 0, 0] Y^{lm}, \quad (9)$$

$$Z_\mu^{(3)lm} = \frac{r}{\sqrt{l(l+1)}} [0, 0, \partial_\theta, \partial_\phi] Y^{lm}, \quad (10)$$

$$Z_\mu^{(4)lm} = \frac{r}{\sqrt{l(l+1)}} \left[0, 0, \frac{1}{\sin\theta} \partial_\phi, -\sin\theta \partial_\theta \right] Y^{lm} \quad (11)$$

where $Y^{lm} \equiv Y^{lm}(\theta, \phi)$ denotes to the ordinary spherical harmonics, which satisfy the following orthogonality condition

$$\int (Z_\mu^{(i)lm})^* \eta^{\mu\nu} Z_\nu^{(i')l'm'} d\Omega = \delta_{ii'} \delta_{ll'} \delta_{mm'}, \quad (12)$$

where $\eta^{\mu\nu} = \text{diag}[1, f^2, 1/r^2, 1/(r^2 \sin^2 \theta)]$ and $d\Omega = \sin\theta d\theta d\phi$. Using the vector spherical harmonics, the vector potential and current density can be decomposed into the Fourier harmonic components

$$A_\mu(t, r, \theta, \phi) = \frac{1}{r} \int_{-\infty}^{+\infty} d\omega \sum_{i=1}^4 \sum_{lm} c_i u_{(i)}^{lm}(\omega, r) Z_\mu^{(i)lm}(\theta, \phi) e^{-i\omega t}, \quad (13)$$

$$J_\mu(t, r, \theta, \phi) = \frac{1}{r} \int_{-\infty}^{+\infty} d\omega \sum_{i=1}^4 \sum_{lm} c_i s_{(i)}^{lm}(\omega, r) Z_\mu^{(i)lm}(\theta, \phi) e^{-i\omega t}, \quad (14)$$

where $c_1 = c_2 = 1$, $c_3 = c_4 = [l(l+1)]^{-1/2}$. Then the Proca field equation (6) can be transformed into a set of four second-order partial differential equations using the ansatz (13)

$$\hat{\mathcal{D}}_2 u_{(1)} + \left[\frac{2}{r^2} (\dot{u}_{(2)} - u'_{(1)}) \right] = 4\pi f s_{(1)}, \quad (15)$$

$$\begin{aligned} \hat{\mathcal{D}}_2 u_{(2)} + \frac{2}{r^2} \left[(\dot{u}_{(1)} - u'_{(2)}) - f^2 (u_{(2)} - u_{(3)}) \right] \\ = 4\pi f s_{(2)}, \end{aligned} \quad (16)$$

$$\hat{\mathcal{D}}_2 u_{(3)} + \left[\frac{2fl(l+1)}{r^2} u_{(2)} \right] = 4\pi f s_{(3)}, \quad (17)$$

$$\hat{\mathcal{D}}_2 u_{(4)} = 4\pi f s_{(4)}, \quad (18)$$

where $\dot{u} \equiv \frac{\partial u}{\partial t}$, $u' \equiv \frac{\partial u}{\partial r^*}$, the tortoise coordinate $r_* = r + 2 \ln(r/2M - 1)$, and the differential operator $\hat{\mathcal{D}}_2$ is

$$\hat{\mathcal{D}}_2 \equiv \frac{\partial^2}{\partial r_*^2} + \omega^2 - f \left[\frac{l(l+1)}{r^2} + \mu^2 \right]. \quad (19)$$

The fourth equation (18), describing the odd-parity sector, is completely decoupled from the first three equations (15)–(17) that describe the even-parity sector. The

even-parity equations have the following relationship in term of the Lorenz condition [77],

$$-\dot{u}_{(1)} + u'_{(2)} + \frac{f}{r} (u_{(2)} - u_{(3)}) = 0. \quad (20)$$

Using the condition (20), the even-parity system can be reduced to a pair of coupled differential equations, then the Eq. (16) is recast as

$$\hat{\mathcal{D}}_2 u_{(2)} - \frac{2f}{r^2} \left(1 - \frac{3}{r} \right) (u_{(2)} - u_{(3)}) = 4\pi f s_{(2)}. \quad (21)$$

Thus, the four equations (15)–(18) finally are reduced as one decoupled wave equation for the odd-parity part and two coupled wave equations for the even-parity mode.

B. Source term of point particle

In this paper, the topic of our research is the dynamic of EMRI, so we focus on the perturbation term of point particle around the MBH. Assuming the trajectories of the inspiraling point particle are the circular geodesic orbits on the equatorial plane, that is $(r_p = r_0, \theta_p = \pi/2, \phi_p = \Omega_p t)$, the current density for the Proca field can be written as

$$J^\mu = q \frac{u^\mu}{u^t r_p^2 \sin\theta_p} \delta(r - r_p) \delta(\theta - \theta_p) \delta(\phi - \phi_p), \quad (22)$$

where q is the vector charge and u^μ is the velocity of the particle

$$u^\mu = (E_p/f_p, 0, 0, L_p/r_p^2). \quad (23)$$

Here the particle's orbital energy E_p , angular momentum L_p and angular velocity Ω_p in the Schwazchild spacetime are [78]

$$\begin{aligned} E_p &= f_p (1 - 3/r_p)^{-1/2}, \\ L_p &= r_p^{1/2} (1 - 3/r_p)^{-1/2}, \\ \Omega_p &= \sqrt{M} r_p^{-3/2}, \end{aligned} \quad (24)$$

with $f_p = 1 - 2M/r_p$. The source terms for perturbed equations Eqs. (16)–(18) are given by

$$\begin{aligned} s_{(2)} &= 0, \\ s_{(3)} &= -q \frac{\partial_\phi Y^{lm}(\pi/2, 0)}{r_p^{3/2}} \delta(r - r_p) \delta(\omega - \omega_m), \\ s_{(4)} &= -q \frac{\partial_\theta Y^{lm}(\pi/2, 0)}{r_p^{3/2}} \delta(r - r_p) \delta(\omega - \omega_m), \end{aligned} \quad (25)$$

with the orbital frequency $\omega_m = m\Omega_p$.

III. FLUXES AND WAVEFORM

In order to compute the massive vector field emission of a charged particle around the Schwarzschild BH, we shall adopt the Green's function approach to compute the fluxes for the Proca field, the first procedure is to obtain homogeneous solutions of the equations (17) and (21) for the even-parity mode as well as the equation (18) for the odd-parity mode, then compute the fluxes using the homogeneous solutions and the source terms.

A. Odd sector

We firstly start to consider solving the odd-part equation (18) with the numerical method, which has the following boundary conditions

$$u_{(4)}^H = \sum_{n=0}^{n_h} e^{-i\omega r_*(r)} a_n (r - r_h)^n, \quad (26)$$

$$u_{(4)}^\infty = \sum_{n=0}^{n_\infty} e^{i\sqrt{\omega^2 - \mu^2} r_*(r)} r^{\frac{i\mu^2}{\sqrt{\omega^2 - \mu^2}}} \frac{b_n}{r^n}, \quad (27)$$

then obtain the ingoing near the horizon and the outgoing solutions at the spatial infinity, respectively. One can get the coefficients (a_n, b_n) by solving the homogeneous Eq. (18) at each order in $(r - r_h)$ and $1/r$, where the coefficients of the leading terms $a_0 = b_0 = 1$, and the highest orders of expansion expression are set to $n_h = n_\infty = n_{\max} = 8$. These boundary conditions with the higher order expansion expression can ensure accurate numerical integration.

Then the general solution for the odd sector can be given as follows

$$u_{(4)} = u_{(4)}^H \int_r^\infty dr_* \frac{4\pi f s_{(4)}}{W} u_{(4)}^\infty + u_{(4)}^\infty \int_{-\infty}^r dr_* \frac{4\pi f s_{(4)}}{W} u_{(4)}^H, \quad (28)$$

with the wronskian

$$W = \frac{du_{(4)}^\infty}{dr_*} u_{(4)}^H - \frac{du_{(4)}^H}{dr_*} u_{(4)}^\infty. \quad (29)$$

We can compute the general solutions in terms of the homogeneous solutions $u_{(4)}^{\infty, H}$ at infinity and near the horizon

$$\begin{aligned} \lim_{r_* \rightarrow -\infty} u_{(4)} &= e^{-i\omega r_*(r)} \int_{-\infty}^\infty dr_* \frac{4\pi f s_{(4)}}{W} u_{(4)}^\infty \\ &= \mathcal{A}_{lm}^{4-} e^{-i\omega r_*(r)}, \\ \lim_{r_* \rightarrow +\infty} u_{(4)} &= e^{i\sqrt{\omega^2 - \mu^2} r_*(r)} r^{\frac{i\mu^2}{\sqrt{\omega^2 - \mu^2}}} \int_{-\infty}^\infty dr_* \frac{4\pi f s_{(4)}}{W} u_{(4)}^H \\ &= \mathcal{A}_{lm}^{4+} e^{i\sqrt{\omega^2 - \mu^2} r_*(r)} r^{\frac{i\mu^2}{\sqrt{\omega^2 - \mu^2}}}. \end{aligned} \quad (30)$$

B. Even sector

In this subsection, we consider the calculation of Proca fluxes for the even-parity modes by computing the homogeneous solutions of the Eqs. (17) and (21) and the source term. The ordinary differential equations (ODE) can be recasted into the equation matrix just as Ref. [79]

$$\left(\frac{d^2}{dr_*^2} + \omega^2 + \begin{bmatrix} \alpha_{lm} & \beta_{lm} \\ \gamma_{lm} & \sigma_{lm} \end{bmatrix} \right) \begin{bmatrix} u_{(2)} \\ u_{(3)} \end{bmatrix} = \begin{bmatrix} S_{lm} \\ Z_{lm} \end{bmatrix}, \quad (31)$$

where the coefficients $\alpha_{lm}, \beta_{lm}, \gamma_{lm}, \sigma_{lm}$ are

$$\begin{aligned} \alpha_{lm} &= -f \left[\frac{l(l+1)}{r^2} + \mu^2 \right] - \frac{2f}{r^2} \left(1 - \frac{3}{r} \right), \\ \beta_{lm} &= \frac{2f}{r^2} \left(1 - \frac{3}{r} \right), \\ \gamma_{lm} &= \frac{2fl(l+1)}{r^2}, \\ \sigma_{lm} &= -f \left[\frac{l(l+1)}{r^2} + \mu^2 \right]. \end{aligned} \quad (32)$$

It should be noted that these ODE coefficients satisfy the asymptotic behaviors near the horizon $r = r_h$ and at the infinity $r = \infty$

$$\begin{aligned} \lim_{r_* \rightarrow -\infty} \alpha_{lm} &= \lim_{r_* \rightarrow -\infty} \beta_{lm} = 0, \\ \lim_{r_* \rightarrow -\infty} \gamma_{lm} &= \lim_{r_* \rightarrow -\infty} \sigma_{lm} = 0, \end{aligned} \quad (33)$$

and

$$\begin{aligned} \lim_{r_* \rightarrow +\infty} \beta_{lm} &= \lim_{r_* \rightarrow +\infty} \gamma_{lm} = 0 \\ \lim_{r_* \rightarrow +\infty} \alpha_{lm} &= \lim_{r_* \rightarrow +\infty} \sigma_{lm} = -\mu^2. \end{aligned} \quad (34)$$

Using the above-mentioned conditions (33) and (34), one can obtain four independent homogeneous solutions by solving the masters equations (31).

In the following section, every homogeneous solution with a superscript denotes the asymptotic behaviors at the boundary. Concretely, for the infinity $r_* = +\infty$, the two outgoing homogeneous solutions when $r \ll |\omega_m|^{-1}$ can be written as

$$\begin{aligned} \begin{bmatrix} u_{(2)}^{0+} \\ u_{(3)}^{0+} \end{bmatrix} &\simeq e^{i\sqrt{\omega^2 - \mu^2} r_*(r)} r^{\frac{i\mu^2}{\sqrt{\omega^2 - \mu^2}}} \begin{bmatrix} 1 \\ 0 \end{bmatrix}, \\ \begin{bmatrix} u_{(2)}^{1+} \\ u_{(3)}^{1+} \end{bmatrix} &\simeq e^{i\sqrt{\omega^2 - \mu^2} r_*(r)} r^{\frac{i\mu^2}{\sqrt{\omega^2 - \mu^2}}} \begin{bmatrix} 0 \\ 1 \end{bmatrix}, \end{aligned} \quad (35)$$

and the two ingoing homogeneous solutions for the horizon $r_* = -\infty$ when $r - r_+ \ll M$ can be given by

$$\begin{bmatrix} u_{(2)}^{0-} \\ u_{(3)}^{0-} \end{bmatrix} \simeq e^{-i\omega r_*} \begin{bmatrix} 1 \\ 0 \end{bmatrix}, \quad \begin{bmatrix} u_{(2)}^{1-} \\ u_{(3)}^{1-} \end{bmatrix} \simeq e^{-i\omega r_*} \begin{bmatrix} 0 \\ 1 \end{bmatrix}. \quad (36)$$

Since the set of outgoing and ingoing homogeneous solutions is not unique, using the linear combinations of Eqs. (35) and (36), we can recast a new basis of homogeneous solutions. It indeed is convenient to compute the inhomogeneous solutions with such set basis. Note that the homogeneous solutions are expanded as the power series near the boundary (either $r \rightarrow \infty$ or $r \rightarrow r_h$), and one can compute the initial values at the boundaries for Eq. (31), then obtain the global homogeneous solutions using the numerical method. The full details of the boundary expansions can be seen in [79].

For the source term in the Eq. (31), one can express the following form using the dirac delta functions

$$\begin{aligned} \begin{bmatrix} S_{lm}(r) \\ Z_{lm}(r) \end{bmatrix} &= \begin{bmatrix} B_{lm} \\ D_{lm} \end{bmatrix} \delta(r - r_0) \\ &+ \begin{bmatrix} F_{lm} \\ H_{lm} \end{bmatrix} \frac{d}{dr} \delta(r - r_0), \end{aligned} \quad (37)$$

where B_{lm} , D_{lm} , F_{lm} , and H_{lm} can be given by the orbital elements of point particle. In term of the source terms and homogeneous solutions, the inhomogeneous solution can be expressed as a piecewise function as following [79]

$$\begin{aligned} \begin{bmatrix} u_{(2)} \\ u_{(3)} \end{bmatrix} &= \left(\mathcal{A}_{lm}^{2+} \begin{bmatrix} u_{(2)}^{0+} \\ u_{(3)}^{0+} \end{bmatrix} + \mathcal{A}_{lm}^{3+} \begin{bmatrix} u_{(2)}^{1+} \\ u_{(3)}^{1+} \end{bmatrix} \right) \Theta(r - r_0) \\ &+ \left(\mathcal{A}_{lm}^{2-} \begin{bmatrix} u_{(2)}^{0-} \\ u_{(3)}^{0-} \end{bmatrix} + \mathcal{A}_{lm}^{3-} \begin{bmatrix} u_{(2)}^{1-} \\ u_{(3)}^{1-} \end{bmatrix} \right) \Theta(r_0 - r), \end{aligned} \quad (38)$$

where Θ is the Heaviside step function. The normalization coefficients are satisfied by the following linear system (involving the Wronskian matrix)

$$\begin{aligned} \begin{bmatrix} h_{lm}^{0+} & h_{lm}^{1+} & h_{lm}^{0-} & h_{lm}^{1-} \\ a_{lm}^{0+} & a_{lm}^{1+} & a_{lm}^{0-} & a_{lm}^{1-} \\ \partial_{r_*} h_{lm}^{0+} & \partial_{r_*} h_{lm}^{1+} & \partial_{r_*} h_{lm}^{0-} & \partial_{r_*} h_{lm}^{1-} \\ \partial_{r_*} a_{lm}^{0+} & \partial_{r_*} a_{lm}^{1+} & \partial_{r_*} a_{lm}^{0-} & \partial_{r_*} a_{lm}^{1-} \end{bmatrix}_{r_0} \begin{bmatrix} C_{lm}^{0+} \\ C_{lm}^{1+} \\ -C_{lm}^{0-} \\ -C_{lm}^{1-} \end{bmatrix} \\ = \frac{1}{r_0^3 f_p^2} \begin{bmatrix} r_0^3 F_{lm} \\ r_0^3 H_{lm} \\ r_0^3 f_p B_{lm} + 2Mr_0 F_{lm} \\ r_0^3 f_p D_{lm} + 2Mr_0 H_{lm} \end{bmatrix}, \end{aligned} \quad (39)$$

where all functions related to r can be computed at $r = r_0$.

C. Fluxes and Evolution

Because we have assumed that the inspiraling orbits of secondaries are along the circular geodesics on the equatorial plane, under the condition of adiabatic approximation, the evolution of the orbital radius is approximately updated by the EMRI fluxes. In this section, we focus on the energy fluxes from the EMRI system, which mainly

consist of the contributions from the Proca field and gravitational field.

First, we consider the Proca flux, which can be derived from Isaacson's stress-energy tensor

$$4\pi T_{\mu\nu} = g^{\alpha\beta} F_{\mu\alpha} F_{\nu\beta} + \mu^2 A_\mu A_\nu - g_{\mu\nu} \mathcal{L}. \quad (40)$$

Due to the static and axially symmetric of the Schwarzschild black hole, there are two Killing vectors $\xi_{(t)}^\alpha$ and $\xi_{(\phi)}^\alpha$, so one can compute the energy flux through a surface Σ at constant r .

$$dE = - \int_{\Sigma} T_\nu^\mu \xi_{(t)}^\alpha d\Sigma_\mu \quad (41)$$

where $d\Sigma_\mu$ is an outward oriented surface element on the surface Σ . In Schwarzschild coordinates, the expression of the energy flux can be simplified as following [80]

$$\frac{dE^{\mathcal{P}}}{dt} = -\epsilon r^2 f \int d\Omega T_{tr}, \quad (42)$$

where the parameter ϵ is 1 corresponding to the flux at the infinity and -1 corresponding to the flux near the horizon. After some simplification using the formula (42), the energy flux formulas at infinity for the even and odd sectors are given by

$$\left\langle \frac{dE^{\mathcal{P}}}{dt} \right\rangle_{\text{odd}}^\infty = \sum_{l=1}^{\infty} \sum_{m=1}^l \frac{\omega_m \sqrt{\omega_m^2 - \mu^2} |\mathcal{A}_{lm}^{4+}|^2}{2\pi l(l+1)}, \quad (43)$$

$$\begin{aligned} \left\langle \frac{dE^{\mathcal{P}}}{dt} \right\rangle_{\text{even}}^\infty &= \sum_{l=1}^{\infty} \sum_{m=1}^l \frac{\omega_m \sqrt{\omega_m^2 - \mu^2} |\mathcal{A}_{lm}^{3+}|^2}{2\pi l(l+1)} \\ &+ \frac{\mu^2 \sqrt{\omega_m^2 - \mu^2}}{2\pi \omega_m} |\mathcal{A}_{lm}^{2+}|^2. \end{aligned} \quad (44)$$

The energy flux formulas near the horizon can be given by

$$\left\langle \frac{dE^{\mathcal{P}}}{dt} \right\rangle_{\text{odd}}^H = \sum_{l=1}^{\infty} \sum_{m=1}^l \frac{\omega_m^2 |\mathcal{A}_{lm}^{4-}|^2}{2\pi l(l+1)}, \quad (45)$$

$$\begin{aligned} \left\langle \frac{dE^{\mathcal{P}}}{dt} \right\rangle_{\text{even}}^H &= \sum_{l=1}^{\infty} \sum_{m=1}^l \frac{\omega_m^2 |\mathcal{A}_{lm}^{3-}|^2}{2\pi l(l+1)} \\ &+ \frac{l(l+1) + 4\mu^2}{8\pi} |\mathcal{A}_{lm}^{2-}|^2 \\ &- \frac{i\omega_m}{4\pi} (\mathcal{A}_{lm}^{2-} \mathcal{A}_{lm}^{3-*} - \mathcal{A}_{lm}^{3-} \mathcal{A}_{lm}^{2-*}). \end{aligned} \quad (46)$$

The full details of the derivation for the flux formulas have been shown in the Appendix. A. The angle brackets $\langle \rangle$ mean the time average, and the symbols will be omitted to write concisely in the following section. Based on the fluxes in the Eqs. (43)-(46), the total Proca flux can be given by

$$\dot{E}^{\mathcal{P}} = \dot{E}_{\text{odd}}^{\mathcal{P},H} + \dot{E}_{\text{even}}^{\mathcal{P},H} + \dot{E}_{\text{odd}}^{\mathcal{P},\infty} + \dot{E}_{\text{even}}^{\mathcal{P},\infty}, \quad (47)$$

where the overdot indicates the time derivative.

In the following section, we will consider the gravitational fluxes in the Schwarzschild spacetime, which can be computed by the Regge-Wheeler equation, and have been broadly studied for the odd sector and the even sector in the Refs. [80–82]. The package of computing fluxes with the Regge-Wheeler equation is also available at the website of *Black Hole Perturbation Toolkit* [83], which can generate the gravitational flux $\dot{E}^{\mathcal{G}}$. Thus, the total energy flux for the EMRI system can be regarded as the sum of the gravitational flux and the Proca flux

$$\dot{E} = \dot{E}^{\mathcal{G}} + \dot{E}^{\mathcal{P}}, \quad (48)$$

which will be used to evolve the point particle on the circular geodesic orbits.

In the framework of adiabatic approximation, the orbital loss energy results from the gravitational and Proca emissions. Thus the evolution of the inspiraling point particle's orbital radius and frequency are derived by

$$\frac{dr}{dt} = -\dot{E} \left(\frac{dE_p}{dr} \right)^{-1}, \quad \frac{d\Phi}{dt} = \Omega_p, \quad (49)$$

where Φ is the orbital phase of the point particle. One can obtain the orbital radius and frequency of point particle by numerically integrating the Eqs. (49), then compute the adiabatic EMRI waveform. To assess the effect of the Proca field on the EMRI orbital dynamic, a rough rule can be considered by defining the dephasing, which can be given by

$$\delta\Phi(t) = \Phi(t)^{q,\mu=0} - \Phi(t)^{q,\mu \neq 0}, \quad (50)$$

where $\Phi(t)^{q,\mu=0}$ and $\Phi(t)^{q,\mu \neq 0}$ correspond to the orbital phase for the inspiral evolution for the massless vector field case and the massive vector field case.

D. Waveform data analysis

In this subsection, we present the recipe of computing the waveform with the quadrupole formula, then introduce the dephasing and mismatch to assess the effect produced by the Proca field on the EMRI waveform.

The expressions of GW waveform from the EMRI system in the quadrupole approximation [84–86] can be given by

$$h_+ = \frac{4\Omega_p^2 r^2}{d_L} \frac{1 + \cos^2 \iota}{2} \cos[2\varphi(t)], \quad (51)$$

$$h_\times = \frac{4\Omega_p^2 r^2}{d_L} \cos \iota \sin[2\varphi(t)], \quad (52)$$

where d_L is the distance from the source to the detector, r is the orbital radius of point particle, and ι describes the angle between the line-of-sight and the rotational axis

of the orbits. $\varphi(t)$ is the modulated GW phase due to the orbital motion of LISA [87], which can be written as

$$\varphi(t) \rightarrow \varphi(t) + \varphi'(t) R_{\text{AU}} \sin \theta_s \cos \left(\frac{2\pi t}{T} - \phi_s - \phi_\alpha \right), \quad (53)$$

where ϕ_α is the ecliptic longitude of the detector α at $t = 0$, the rotational period T is one year and R_{AU} is the astronomical unit.

Under the low frequency approximate, the EMRI waveform responded by the detector can be written as

$$h(t) = \frac{\sqrt{3}}{2} [h_+(t) F^+(t) + h_\times(t) F^\times(t)], \quad (54)$$

where the antenna pattern functions $F^{+,\times}(t)$ and ι can be expressed in terms of the source orientation (θ_s, ϕ_s) and the direction of the angular momentum (θ_l, ϕ_l) . The signal-to-noise ratio (SNR) of the GW signals is defined by

$$\rho = \sqrt{\langle h|h \rangle}, \quad (55)$$

and the noise-weighted inner product between two templates h_1 and h_2 is

$$\langle h_1 | h_2 \rangle = 4\Re \int_{f_{\min}}^{f_{\max}} \frac{\tilde{h}_1(f) \tilde{h}_2^*(f)}{S_n(f)} df, \quad (56)$$

where

$$f_{\max} = f_{\text{ISCO}}, \quad f_{\min} = 0.1 \text{mHz}, \quad (57)$$

f_{ISCO} is the orbital frequency of innermost stable circular orbit (ISCO) in the Schwarzschild spacetime, $\tilde{h}(f)$ is the Fourier transform of the time-domain signal $h(t)$, its complex conjugate is $\tilde{h}^*(f)$, and $S_n(f)$ is the noise spectral density of the space-based GW detectors, such as LISA [88] and TianQin [89, 90].

To assess detection potential of the Proca field mass with the EMRI observation by LISA, we carry out the parameter estimation with the FIM method. For the EMRI waveform including the modification of Proca field, the GW signal is mainly determined by the ten parameters

$$\xi = (M, m_p, \mu_v, r_0, q, \theta_s, \phi_s, \theta_l, \phi_l, d_L), \quad (58)$$

where r_0 is the initial radius of orbit for the secondary compact object. The angles (θ_s, ϕ_s) and (θ_l, ϕ_l) denote to the orientation of EMRI system and the direction of the orbital angular momentum in the barycentric frame [53].

In the large SNR limit, the covariances of source parameters ξ are given by the inverse of the Fisher information matrix (FIM)

$$\Gamma_{ij} = \left\langle \frac{\partial h}{\partial \xi_i} \middle| \frac{\partial h}{\partial \xi_j} \right\rangle_{\xi=\xi}. \quad (59)$$

The statistical errors on ξ and the correlation coefficients between the source parameters are provided by the diagonal and non-diagonal parts of $\Sigma = \Gamma^{-1}$, i.e.

$$\sigma_i = \Sigma_{ii}^{1/2}, \quad c_{\xi_i \xi_j} = \Sigma_{ij} / (\sigma_{\xi_i} \sigma_{\xi_j}). \quad (60)$$

Because of the triangle configuration of the space-based GW detector regarded as a network of two L-shaped detectors, with the second interferometer rotated of 60° with respect to the first one, the total signal-to-noise ratio (SNR) can be written as the sum of SNRs of two L-shaped detectors [91]

$$\rho = \sqrt{\rho_1^2 + \rho_2^2} = \sqrt{\langle s_1 | s_1 \rangle + \langle s_2 | s_2 \rangle}, \quad (61)$$

where s_1 and s_2 denote the signals detected by two L-shaped detectors. The total covariance matrix of the source parameters is obtained by inverting the sum of the fisher matrices $\sigma_{\xi_i}^2 = (\Gamma_1 + \Gamma_2)_{ii}^{-1}$.

To evaluate the effect of the Proca field mass on the EMRI waveform, one can compute the mismatch between two signals, which is defined by the overlap \mathcal{O}

$$\mathcal{M} \equiv 1 - \mathcal{O} = 1 - \frac{\langle h_a | h_b \rangle}{\sqrt{\langle h_a | h_a \rangle \langle h_b | h_b \rangle}}. \quad (62)$$

An empirical formula for distinguishing two kinds of waveforms is proposed [92, 93], in particular the detector can recognize two waveforms when their mismatch satisfies the conditions $\mathcal{M} \geq D/(2\rho^2)$, where D is the number of intrinsic parameters for the EMRI source. The threshold value of the SNR of EMRI signals detected by the LISA or TianQin is conservatively chosen as $\rho = 20$ [32, 43], and the intrinsic parameters is $D = 5$, so the threshold of the mismatch discerned by LISA is $\mathcal{M}_{\min} = 0.00625$.

IV. RESULT

In this section, our results are presented in the following three parts: the flux of the Proca field in the Sec. IV A, the dephasing and mismatch for the EMRI waveforms including the modification of massless and massive vector fields in the Sec. IV B, and the constraint on the mass of Proca field using the FIM method in the Sec. IV C.

A. Fluxes of the Proca field

In this subsection we study the behaviours of the Proca fluxes radiated by the EMRI system. In our calculation of the fluxes, it was found that the fluxes of Proca field equal to zero at the infinity when the orbital frequencies is less than the mass of Proca field $\omega_m < \mu$. This phenomenon is similar with the case of massive scalar fields [55, 94]. The fluxes at the horizon are always present for the arbitrary orbital frequency, which play a role in

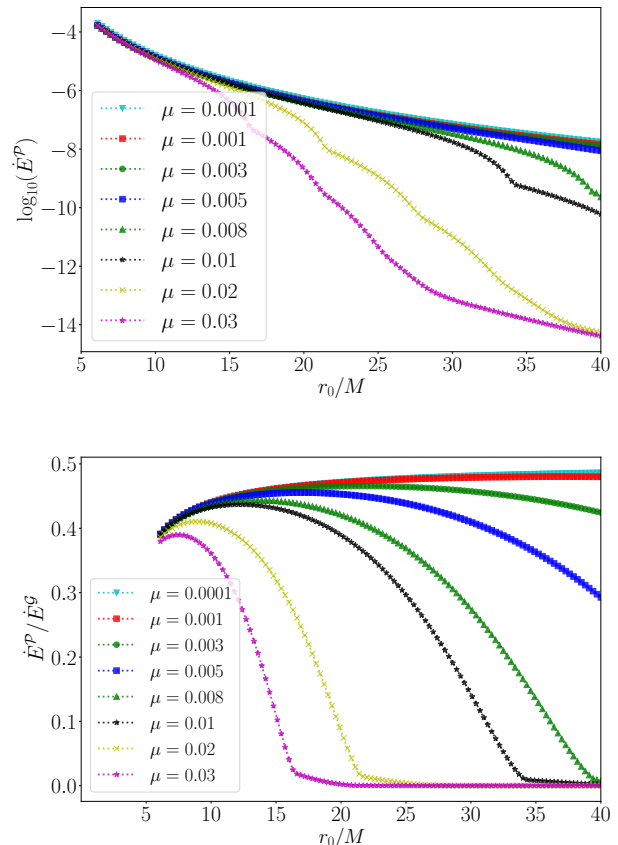


FIG. 1. The Proca flux and the ratio between the GW fluxes in the GR and in the Einstein-Proca gravity as a function of the orbital radius r_0/M and the Proca mass μ are plotted, which consider the cases of different Proca field with the masses $\mu \in \{0.0001, 0.001, 0.003, 0.005, 0.008, 0.01, 0.02, 0.03\}$.

the orbital evolution of EMRI during the entirety of the inspiral phase.

The total Proca fluxes can be computed by summing over the modes (l, m) , where the modes (l, m) vary in the ranges of $1 \leq l \leq l_{\max}$ and $1 \leq m \leq l$, and the highest mode is set as $l_{\max} = 10$. For the vector emission, the relative differences of the fluxes for different vector field cases are reported in Table I. For the fluxes at the infinity, one can find that the relative difference of the fluxes for the modes $(l_{\max}, l_{\max} + 1)$ is less than $10^{-2} \%$ when the mass of Proca field is in the range of $0 \leq \mu \leq 0.05$. However, for the fluxes near the horizon, the relative difference of the fluxes for the succession modes is always less than $10^{-2} \%$ when the mass of Proca field is $0 \leq \mu \leq 0.5$.

Fig. 1 displays the Proca and gravitational fluxes ratio \dot{E}^P/\dot{E}^G and the logarithm $\log_{10}(\dot{E}^P)$ of the Proca flux as a function of orbital radius r_0/M , considering the cases of different Proca masses, and the multipole contribution of the fluxes includes the order $l_{\max} = 10$. One can find that the Proca flux is increasing as the binary objects

μ	r_0/M	$\dot{E}_\infty^{l_{\max}=10}$	$\dot{E}_\infty^{l_{\max}=11}$	Rel. Diff.	$\dot{E}_H^{l_{\max}=10}$	$\dot{E}_H^{l_{\max}=11}$	Rel. Diff.
0	6.5	3.598×10^{-4}	3.598×10^{-4}	$< 10^{-2} \%$	8.105×10^{-6}	8.105×10^{-6}	$< 10^{-2} \%$
	12	3.031×10^{-5}	3.031×10^{-5}	$< 10^{-2} \%$	8.526×10^{-8}	8.526×10^{-8}	$< 10^{-2} \%$
0.01	6.5	3.600×10^{-4}	3.600×10^{-4}	$< 10^{-2} \%$	8.067×10^{-6}	8.067×10^{-6}	$< 10^{-2} \%$
	12	3.006×10^{-5}	3.006×10^{-5}	$< 10^{-2} \%$	8.395×10^{-8}	8.395×10^{-8}	$< 10^{-2} \%$
0.05	6.5	3.113×10^{-4}	3.114×10^{-4}	$< 10^{-2} \%$	7.180×10^{-6}	7.180×10^{-6}	$< 10^{-2} \%$
	12	2.872×10^{-7}	2.872×10^{-7}	$< 10^{-2} \%$	6.612×10^{-8}	6.612×10^{-8}	$< 10^{-2} \%$
0.5	6.5	3.022×10^{-14}	4.487×10^{-13}	$< 93 \%$	9.669×10^{-8}	9.669×10^{-8}	$< 10^{-2} \%$
	12	0	0	$< 10^{-2} \%$	6.187×10^{-12}	6.187×10^{-12}	$< 10^{-2} \%$

TABLE I. The vector fluxes emitted from the EMRI system for the orbital radius $r_0 = 6.5M$ and $r_0 = 12M$ are listed, which consider the different vector fields with the masses $\mu \in \{0, 0.01, 0.05, 0.5\}$. The fifth column and eighth column are the relative difference of the vector flux for $l_{\max} = 10$ and $l_{\max} = 11$, which are corresponding to the cases at the horizon and at the infinity. Note that the parameters $\mu = 0$ and $\mu \neq 0$ denote the cases of the massless vector field and the Proca field.

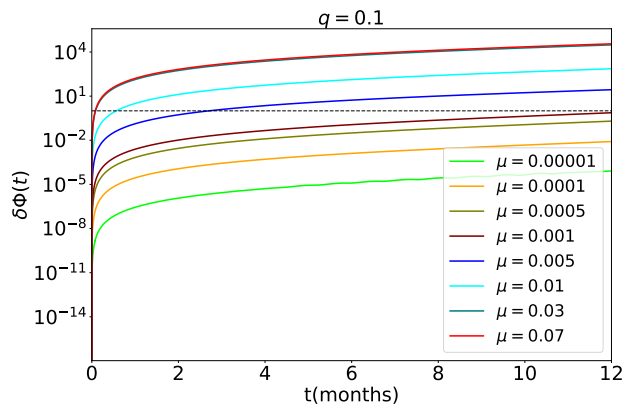


FIG. 2. The difference of EMRI orbital phases, for the massive and massless vector fields with the vector charge $q = 0.1$, as a function of the observation time are plotted, which contains some cases of the Proca fields with the masses $\mu \in \{0.00001, 0.0001, 0.0005, 0.001, 0.005, 0.01, 0.03, 0.07\}$.

shrink slowly up to near the ISCO, and the quantitative magnitudes of the Proca fluxes are almost same with the massless case when the Proca mass is $\mu < 0.003$. From the bottom of the Fig. 1, the Proca flux near the ISCO can reach to $\sim 40\%$ of the gravitational flux, however, the Proca fluxes are decreasing when the Proca mass is increasing, which would sharp decline for the more massive Proca field. In other word, the Proca flux is suppressed by the Proca mass. Therefore, one can forecast that the deviation of the EMRI dynamics evolution between the Einstein-Proca case and the standard GR case would be more obvious when the vector field becomes heavier.

B. dephasing and mismatch

Throughout this paper, the directional parameters related to the EMRI source are fixed as $\theta_s = \pi/3$, $\phi_s = \pi/2$, $\theta_l = \pi/4$, $\phi_l = \pi/4$, and the initial orbital separation r_0 is adjusted to experience one-year adiabatic evolution before the final plunge $r_{\text{end}} = r_{\text{ISCO}} + 0.1 M$.

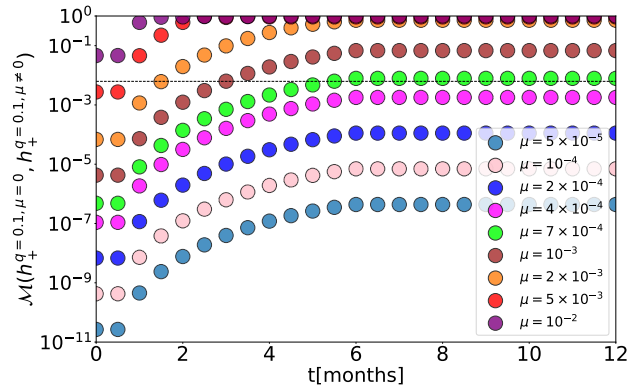
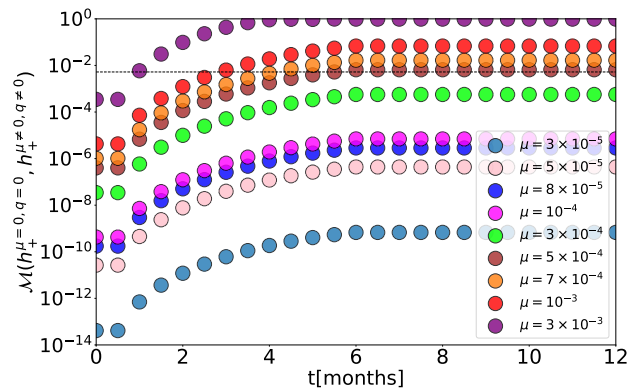


FIG. 3. The mismatches between the massless vector field or standard GR cases and the Proca field cases are plotted, where the parameters of the vector fields carried by the smaller objects are $(\{\mu = 0, q = 0\}, \{\mu \neq 0, q \neq 0\})$ and $(\{\mu = 0, q = 0.1\}, \{\mu \neq 0, q = 0.1\})$.

We consider the EMRI system with $m_p = 10 M_\odot$, $M = 10^6 M_\odot$, the different Proca masses μ , and the luminosity distance d_L can be changed freely to vary the SNR of the signal.

To evaluate effect of the Proca field on the EMRI dynamics, we analyse the differences of the orbital phases between the massive and massless vector cases. We com-

pute the dephasing (50) as a function of the observation time in the Fig. 2, where the dashed horizontal line denotes the threshold value $\delta\Phi_{\min} = 1$ radian discerned by LISA. Note that the difference of two waveform phases is generated by the EMRI systems including the secondary objects with two vector fields ($q = 0.1, \mu = 0$) and ($q = 0.1, \mu \neq 0$), where the length of waveforms are both set as one year. According to the Fig. 2, the minimum value of the Proca mass for the charge $q = 0.1$ case distinguished by LISA is $\mu_{\min} \sim 0.0005$, the dephasing becomes bigger when the Proca field is heavier. The analysis reveals that the lighter Proca field with the mass $\mu \gtrsim 0.0005$ could result in the observable modification effect in the EMRI phase evolution, but the rigorous constraint on the Proca field effect needs to consider the correlation of waveform parameters, such as the mismatch and fisher matrix analysis in the following section.

In order to assess quantifiably the effect of the Proca mass on the EMRI waveforms, the mismatch as a function of the observation time is plotted in Fig. 3, which takes into account the differences of two waveforms between the standard GR case or the massless field case and the Proca field case. It should be noted that the dashed horizontal lines correspond to the threshold value distinguished by LISA in the Fig. 3. Overall, the mismatches grow visibly when the Proca mass is bigger for the fixed vector charge $q = 0.1$. The upper panel of the Fig. 3 shows the mismatches for the EMRI systems including the secondaries with the vector field parameters $q = 0, \mu = 0$ and $q = 0.1, \mu \neq 0$, one can see that the minimum value of the Proca mass recognized by LISA is $\mu_{\min} \sim 5 \times 10^{-4}$ for the vector charge $q = 0.1$ case. From the bottom panel of the Fig. 3, the mismatches between the massless vector field case and the Proca field case are plotted, which consider the smaller objects with $q = 0.1, \mu = 0$ and $q = 0.1, \mu \neq 0$. As shown as the bottom panel of the figure, LISA can distinguish the effect of the Proca field with the mass as small as $\mu_{\min} \sim 7 \times 10^{-4}$.

Our results indicate that, for the Proca field with the mass $\mu \sim 7 \times 10^{-4}$ and the charge $q = 0.1$, LISA can distinguish the EMRI waveforms including the modification of the massive vector field from the waveforms within the massless vector field case and the standard GR case. These analysis can be the criterion ruling out some parameters with the EMRI observation, the severe constraint on the Proca field need to consider the parameter estimation using the FIM method in the following subsection.

C. Constraint on the Proca field

In this subsection, we plan to adopt the FIM method to compute the constraint on the mass of the Proca field using the EMRI waveform modified by the massive vector field. The measuring errors of EMRI parameters are listed in the Table II for the cases of the Proca field masses $\mu = 0.01$ and $\mu = 0.02$, in which the

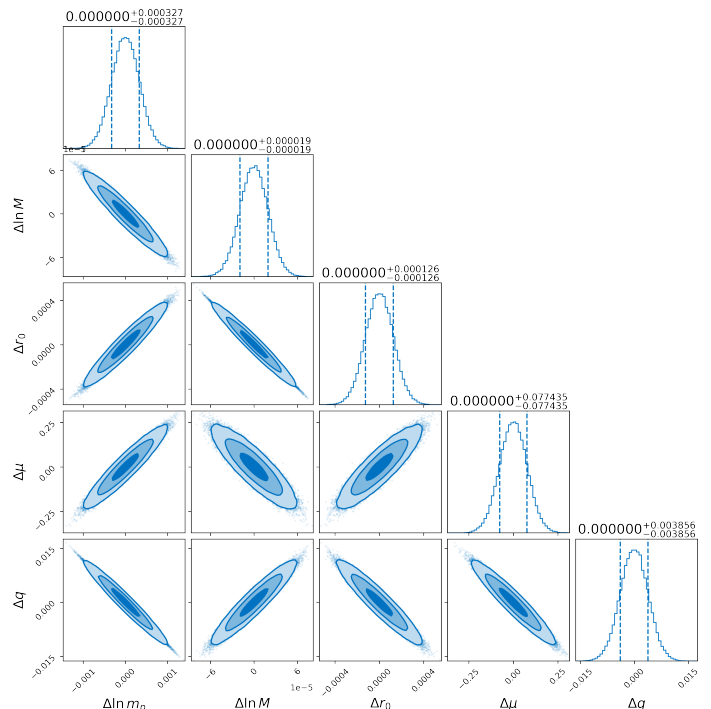


FIG. 4. The corner plot for the probability distribution for the Proca field mass, the orbital radius, vector charge, secondary body mass and primary body mass, ($\mu = 0.01, r_0, q, m, M$), which is inferred from one-year observation of EMRI. Vertical lines show the 1σ interval for each source parameter. The contours correspond to 68%, 95% and 99% probability confidence intervals

vector charges of secondaries are set as $q = 0.05$. As shown in the table, the constraint accuracy of the Proca field mass can reach a fraction of $\Delta\mu \sim 10^{-2}$ ($\Delta\mu_v \sim 1.33 \times 10^{-18}$ eV) for the case of $\mu = 0.02$, which would slightly be improved comparing with the case of $\mu = 0.01$. In Fig. 4 we display the probability distribution of the Proca field mass, the orbital radius, vector charge, secondary body mass, and primary body mass, where the mass and charge of the Proca field are set as $\mu = 0.01$ and $q = 0.05$. The result for the vector parameters $\mu = 0.02$ and $q = 0.05$ can be seen in Fig. 5. As shown in Fig. 4 and Fig. 5, the correlation between the Proca mass with other parameters for the case $\mu = 0.01$ is inverse to the case $\mu = 0.02$. The reason is that the energy flux for the Proca field increases with the Proca mass μ increases below $\mu \simeq 0.01$, but the Proca flux decreases as the Proca mass increases around $\mu \simeq 0.02$. It's obvious that for the small Proca mass, including the vector field mass in the EMRI system will add the extra degrees of the vector field case (three propagating degrees), which would increase the Proca flux compared to the massless vector field case (two propagating degrees). However, when the Proca mass increases too much and beyond a certain threshold, the Proca flux will be suppressed by the Proca mass.

μ	$\Delta\mu$	Δq	$\Delta m_p/m_p$	$\Delta M/M$	Δr_0
0.01	7.74×10^{-2}	3.86×10^{-3}	3.27×10^{-4}	1.90×10^{-5}	1.26×10^{-4}
0.02	5.83×10^{-3}	6.39×10^{-3}	5.26×10^{-4}	2.50×10^{-5}	1.57×10^{-4}

TABLE II. Measurement errors of the source parameters using the EMRI waveform modified by the Proca field are listed, the parameters are set as $m_p = 10 M_\odot$, $M = 10^6 M_\odot$, $q = 0.05$ and the SNR of the signal is set as 150.

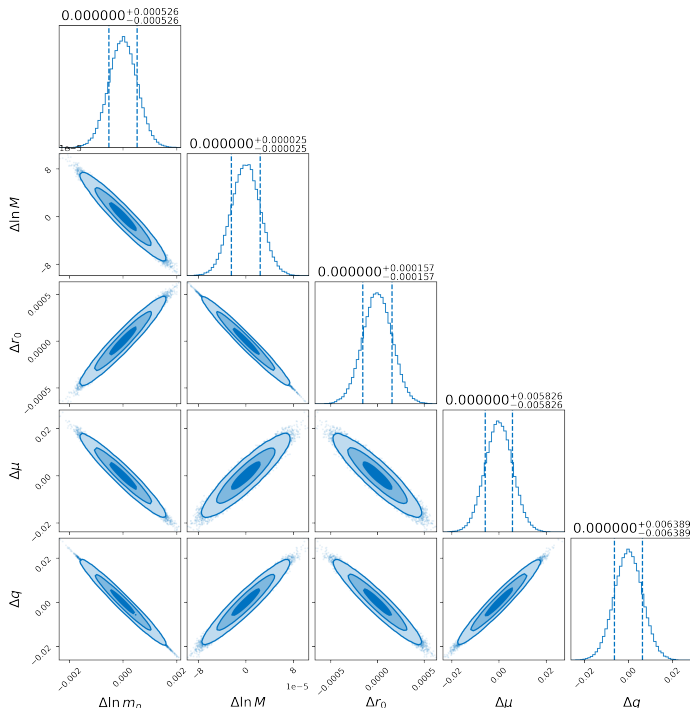


FIG. 5. The corner plot for the probability distribution for the Proca field mass, the orbital radius, vector charge, secondary body mass, and primary body mass, ($\mu = 0.02$, r_0 , q , m , M), which is inferred from one-year observation of EMRI. Vertical lines show the 1σ interval for each source parameter. The contours correspond to 68%, 95% and 99% probability confidence intervals

V. CONCLUSION

In this paper, we consider the vector charge and mass carried by the secondary object in the EMRI, where the waveform from the inspiral evolution including the extra dipole radiation can be regarded as the probe of detecting the ultralight vector field. We first solve the homogeneous Proca equation and the Regge-Wheeler equation with the ingoing and outgoing boundary conditions, and derive the source term of a point particle on the circular orbits for the Proca field, then derive the energy flux formulas of the Proca field at infinity and near the horizon. Using the independent homogeneous solutions and the source term, one can compute the energy fluxes for the Proca emission and the gravitational emission. We find that the Proca flux would increase as the mass of the vector field increases when the Proca mass is small, but decrease as the mass of the vector field increases when

the Proca mass is large.

Under the framework of adiabatic approximation, we evolve the circular orbital parameters of point particle on the equatorial plane, then compute the EMRI waveform using the quadrupole approximation formula. Using the adiabatic EMRI waveforms, we can analyse the effect of the massive vector field on the EMRI waveforms by computing the dephasing and mismatch. Our results show that LISA can distinguish the EMRI waveforms for the Proca field with mass $\mu \sim 7 \times 10^{-4}$ from the massless vector field cases. Finally, we carry out the parameter estimation of EMRI source including the modification by the Proca field. According to the constraint computed by the FIM method, the measurement error of the Proca field mass can be controlled within the fraction of $\sim 10^{-2}$ ($\Delta\mu_\nu \sim 1.33 \times 10^{-18} \text{eV}$) using the EMRI observation. The constraint on the Proca mass is anti-correlated with the masses M , m of MBH and secondary body, and the correlation would be interesting to include the spin of MBH and the eccentric orbit in the future.

ACKNOWLEDGMENTS

This work was supported by the China Postdoctoral Science Foundation under Grant No. 2023M742297 and No. 2023M731137. T. Z. is also funded by the National Natural Science Foundation of China with Grants No. 12347140.

Appendix A: Energy fluxes formulas for the massive vector field

From the lagrangian (2), one can compute an effective canonical stress-energy tensor $T_{\mu\nu}^C$ for the vector perturbations using the Noether theorem, which can be reduced to the following expression

$$4\pi T_{\mu\nu}^C = \frac{\partial \mathcal{L}}{\partial A^{\alpha,\mu}} A^{\alpha,\nu} - g_{\mu\nu} \mathcal{L}, \quad (\text{A1})$$

where $A^{\alpha,\mu} \equiv \frac{\partial A}{\partial \mu}$ and $A_\mu^\alpha \equiv \frac{\partial A^\alpha}{\partial \nu}$. Using the field equations to further simplify our calculations, we find

$$4\pi T_{\mu\nu}^C = F_{\mu\lambda} \partial_\nu A^\lambda - g_{\mu\nu} \mathcal{L}, \quad (\text{A2})$$

there is a general procedure for constructing a symmetric stress tensor

$$4\pi T_{\mu\nu} = F_{\mu\lambda} \partial_\nu A^\lambda - F_{\mu\lambda} \partial_\lambda A^\nu - A^\nu \partial_\lambda F_{\mu\lambda} - g_{\mu\nu} \mathcal{L}$$

$$\begin{aligned}
& + \frac{\partial}{\partial x^\lambda} (F_{\mu\lambda} A^\nu) \\
& = g^{\alpha\beta} F_{\mu\alpha} F_{\nu\beta} + \mu_v^2 A_\mu A_\nu - g_{\mu\nu} \mathcal{L}. \quad (\text{A3})
\end{aligned}
\quad + \frac{\mu_v^2 \sqrt{\omega_m^2 - \mu_v^2}}{2\pi \omega_m} |\mathcal{A}_{lm}^{2+}|^2. \quad (\text{A7})$$

The vector fluxes are then given by integrating the components T_{ti} , which provide the energy that flows across the unit surface orthogonal to the axis x^i per unit time [79, 80],

$$\begin{aligned}
\left\langle \frac{dE}{dt} \right\rangle_{H,\infty} &= \lim_{r \rightarrow r_h, \infty} \int T_{ti} n^i r^2 d\Omega = \\
&- \lim_{r \rightarrow r_h, \infty} \epsilon \int T_{tr} r^2 f d\Omega, \quad (\text{A4})
\end{aligned}$$

where ϵ is 1 corresponding to the flux at the infinity and ϵ is -1 corresponding to the flux near the horizon.

1. energy flux at infinity

The vector potential at infinity can be expressed by

$$\begin{aligned}
A_t &= \frac{\mathcal{A}^{1+}}{r} e^{-i\omega_m t} e^{i\sqrt{\omega_m^2 - \mu_v^2} r_*} \frac{i\mu^2}{\sqrt{\omega_m^2 - \mu^2}} Y^{lm}, \\
A_r &= \frac{\mathcal{A}^{2+}}{rf} e^{-i\omega_m t} e^{i\sqrt{\omega_m^2 - \mu_v^2} r_*} \frac{i\mu^2}{\sqrt{\omega_m^2 - \mu^2}} Y^{lm}, \\
A_\theta &= \frac{1}{l(l+1)} \left[\mathcal{A}^{3+} Y_{,\theta}^{lm} + \frac{1}{\sin\theta} \mathcal{A}^{4+} Y_{,\phi}^{lm} \right] \\
&\quad e^{-i\omega_m t} e^{i\sqrt{\omega_m^2 - \mu_v^2} r_*} \frac{i\mu^2}{\sqrt{\omega_m^2 - \mu^2}}, \\
A_\phi &= \frac{1}{l(l+1)} \left[\mathcal{A}^{3+} Y_{,\phi}^{lm} - \sin\theta \mathcal{A}^{4+} Y_{,\theta}^{lm} \right] \\
&\quad e^{-i\omega_m t} e^{i\sqrt{\omega_m^2 - \mu_v^2} r_*} \frac{i\mu^2}{\sqrt{\omega_m^2 - \mu^2}}. \quad (\text{A5})
\end{aligned}$$

Based on the Lorenz condition, we can obtain the following relationship between the \mathcal{A}^{1+} and \mathcal{A}^{2+}

$$\omega_m \mathcal{A}^{1+} + \sqrt{\omega_m^2 - \mu_v^2} \mathcal{A}^{2+} = 0. \quad (\text{A6})$$

After plugging the expressions Eqs. (A5) and (A6) into the energy flux formula Eq. (A4), we can get the energy flux at infinity

$$\lim_{r \rightarrow \infty} \left\langle \frac{dE}{dt} \right\rangle = \sum_{l=1}^{\infty} \sum_{m=1}^l \frac{\omega_m \sqrt{\omega_m^2 - \mu_v^2} (|\mathcal{A}_{lm}^{4+}|^2 + |\mathcal{A}_{lm}^{3+}|^2)}{2\pi l(l+1)}$$

2. energy flux near the horizon

At the horizon, the vector potential can be written as following

$$\begin{aligned}
A_t &= \frac{\mathcal{A}^{1-}}{r} e^{-i\omega_m t} e^{-i\omega_m r_*} Y^{lm}, \\
A_r &= \frac{\mathcal{A}^{2-}}{rf} e^{-i\omega_m t} e^{-i\omega_m r_*} Y^{lm}, \\
A_\theta &= \frac{1}{l(l+1)} \left[\mathcal{A}^{3-} Y_{,\theta}^{lm} + \frac{1}{\sin\theta} \mathcal{A}^{4-} Y_{,\phi}^{lm} \right] e^{-i\omega_m t} e^{-i\omega_m r_*}, \\
A_\phi &= \frac{1}{l(l+1)} \left[\mathcal{A}^{3-} Y_{,\phi}^{lm} - \sin\theta \mathcal{A}^{4-} Y_{,\theta}^{lm} \right] e^{-i\omega_m t} e^{-i\omega_m r_*}, \quad (\text{A8})
\end{aligned}$$

where $Y_{,\theta}^{lm} \equiv \frac{\partial Y^{lm}}{\partial \theta}$ and $Y_{,\phi}^{lm} \equiv \frac{\partial Y^{lm}}{\partial \phi}$. Based on the Lorenz condition, we can get the following relationship between the \mathcal{A}^{1-} and \mathcal{A}^{2-}

$$\mathcal{A}^{1-} - \mathcal{A}^{2-} = 0. \quad (\text{A9})$$

After plugging the expressions Eqs. (A8) and (A9) into the energy flux formula Eq. (A4), we can get at the horizon

$$\begin{aligned}
\lim_{r \rightarrow r_h} \left\langle \frac{dE}{dt} \right\rangle &= \sum_{l=1}^{\infty} \sum_{m=1}^l \frac{\omega_m^2 |\mathcal{A}_{lm}^{4-}|^2}{2\pi l(l+1)} + \frac{\omega_m^2 |\mathcal{A}_{lm}^{3-}|^2}{2\pi l(l+1)} \\
&\quad + \frac{l(l+1) + 4\mu_v^2}{8\pi} |\mathcal{A}_{lm}^{2-}|^2 \\
&\quad - \frac{i\omega_m}{4\pi} (\mathcal{A}_{lm}^{2-} \mathcal{A}_{lm}^{3-*} - \mathcal{A}_{lm}^{3-} \mathcal{A}_{lm}^{2-*}). \quad (\text{A10})
\end{aligned}$$

-
- [1] M. Goodsell, J. Jaeckel, J. Redondo, and A. Ringwald, Naturally Light Hidden Photons in LARGE Volume String Compactifications, *J. High Energy Phys.* **11** (2009) 027.
- [2] R. Essig *et al.*, in *Snowmass 2013: Snowmass on the Mississippi* (2013) [arXiv:1311.0029](https://arxiv.org/abs/1311.0029).
- [3] R. Brito, V. Cardoso, and P. Pani, Superradiance: New Frontiers in Black Hole Physics, *Lect. Notes Phys.* **906**, pp.1 (2015).

- [4] S. R. Dolan, Instability of the massive Klein-Gordon field on the Kerr spacetime, *Phys. Rev. D* **76**, 084001 (2007).
- [5] A. Arvanitaki, M. Baryakhtar, S. Dimopoulos, S. Dubovsky, and R. Lasenby, Black Hole Mergers and the QCD Axion at Advanced LIGO, *Phys. Rev. D* **95**, 043001 (2017).
- [6] A. Arvanitaki, M. Baryakhtar, and X. Huang, Discovering the QCD Axion with Black Holes and Gravitational Waves, *Phys. Rev. D* **91**, 084011 (2015).

- [7] P. Pani, V. Cardoso, L. Gualtieri, E. Berti, and A. Ishibashi, Black hole bombs and photon mass bounds, *Phys. Rev. Lett.* **109**, 131102 (2012).
- [8] P. Pani, V. Cardoso, L. Gualtieri, E. Berti, and A. Ishibashi, Perturbations of slowly rotating black holes: massive vector fields in the Kerr metric, *Phys. Rev. D* **86**, 104017 (2012).
- [9] H. Witek, V. Cardoso, A. Ishibashi, and U. Sperhake, Superradiant instabilities in astrophysical systems, *Phys. Rev. D* **87**, 043513 (2013).
- [10] W. E. East and F. Pretorius, Superradiant Instability and Backreaction of Massive Vector Fields around Kerr Black Holes, *Phys. Rev. Lett.* **119**, 041101 (2017).
- [11] W. E. East, Massive Boson Superradiant Instability of Black Holes: Nonlinear Growth, Saturation, and Gravitational Radiation, *Phys. Rev. Lett.* **121**, 131104 (2018).
- [12] S. R. Dolan, Instability of the Proca field on Kerr spacetime, *Phys. Rev. D* **98**, 104006 (2018).
- [13] N. Siemonsen and W. E. East, Gravitational wave signatures of ultralight vector bosons from black hole superradiance, *Phys. Rev. D* **101**, 024019 (2020).
- [14] R. Brito, S. Ghosh, E. Barausse, E. Berti, V. Cardoso, I. Dvorkin, A. Klein, and P. Pani, Gravitational wave searches for ultralight bosons with LIGO and LISA, *Phys. Rev. D* **96**, 064050 (2017).
- [15] D. Jones, L. Sun, N. Siemonsen, W. E. East, S. M. Scott, and K. Wette, Methods and prospects for gravitational-wave searches targeting ultralight vector-boson clouds around known black holes, *Phys. Rev. D* **108**, 064001 (2023).
- [16] A. G. Abac *et al.* (LIGO Scientific, VIRGO, KAGRA), Ultralight vector dark matter search using data from the KAGRA O3GK run, [arXiv:2403.03004](https://arxiv.org/abs/2403.03004).
- [17] Y. Michimura, T. Fujita, S. Morisaki, H. Nakatsuka, and I. Obata, Ultralight vector dark matter search with auxiliary length channels of gravitational wave detectors, *Phys. Rev. D* **102**, 102001 (2020).
- [18] A. L. Miller and L. Mendes, First search for ultralight dark matter with a space-based gravitational-wave antenna: LISA Pathfinder, *Phys. Rev. D* **107**, 063015 (2023).
- [19] S. M. Vermeulen *et al.*, Direct limits for scalar field dark matter from a gravitational-wave detector, [arXiv:2103.03783](https://arxiv.org/abs/2103.03783).
- [20] L. Hui, J. P. Ostriker, S. Tremaine, and E. Witten, Ultralight scalars as cosmological dark matter, *Phys. Rev. D* **95**, 043541 (2017).
- [21] A. L. Miller, S. Clesse, F. De Lillo, G. Bruno, A. Depasse, and A. Tanasijczuk, Probing planetary-mass primordial black holes with continuous gravitational waves, *Phys. Dark Univ.* **32**, 100836 (2021).
- [22] S.-R. Chen, H.-Y. Schive, and T. Chiueh, Jeans Analysis for Dwarf Spheroidal Galaxies in Wave Dark Matter, *Mon. Not. R. Astron. Soc.* **468**, 1338 (2017).
- [23] A. E. Nelson and J. Scholtz, Dark Light, Dark Matter and the Misalignment Mechanism, *Phys. Rev. D* **84**, 103501 (2011).
- [24] P. W. Graham, J. Mardon, and S. Rajendran, Vector Dark Matter from Inflationary Fluctuations, *Phys. Rev. D* **93**, 103520 (2016).
- [25] S. Schlamminger, K. Y. Choi, T. A. Wagner, J. H. Gundlach, and E. G. Adelberger, Test of the equivalence principle using a rotating torsion balance, *Phys. Rev. Lett.* **100**, 041101 (2008).
- [26] J. G. Williams, S. G. Turyshev, and D. H. Boggs, Progress in lunar laser ranging tests of relativistic gravity, *Phys. Rev. Lett.* **93**, 261101 (2004).
- [27] S. G. Turyshev and J. G. Williams, Space-based tests of gravity with laser ranging, *Int. J. Mod. Phys. D* **16**, 2165 (2007).
- [28] N. Siemonsen, T. May, and W. E. East, Modeling the black hole superradiance gravitational waveform, *Phys. Rev. D* **107**, 104003 (2023).
- [29] S. D. B. Fell, L. Heisenberg, and D. Veske, Detecting fundamental vector fields with LISA, *Phys. Rev. D* **108**, 083010 (2023).
- [30] C. P. L. Berry, S. A. Hughes, C. F. Sopuerta, A. J. K. Chua, A. Heffernan, K. Holley-Bockelmann, D. P. Mihaylov, M. C. Miller, and A. Sesana, The unique potential of extreme mass-ratio inspirals for gravitational-wave astronomy, [arXiv:1903.03686](https://arxiv.org/abs/1903.03686).
- [31] E. Berti *et al.*, Tests of General Relativity and Fundamental Physics with Space-based Gravitational Wave Detectors, [arXiv:1903.02781](https://arxiv.org/abs/1903.02781).
- [32] S. Babak, J. Gair, A. Sesana, E. Barausse, C. F. Sopuerta, C. P. L. Berry, E. Berti, P. Amaro-Seoane, A. Petiteau, and A. Klein, Science with the space-based interferometer LISA. V: Extreme mass-ratio inspirals, *Phys. Rev. D* **95**, 103012 (2017).
- [33] T.-G. Zi, J.-D. Zhang, H.-M. Fan, X.-T. Zhang, Y.-M. Hu, C. Shi, and J. Mei, Science with the TianQin Observatory: Preliminary results on testing the no-hair theorem with extreme mass ratio inspirals, *Phys. Rev. D* **104**, 064008 (2021).
- [34] A. Cárdenas-Avenidaño and C. F. Sopuerta, Testing gravity with Extreme-Mass-Ratio Inspirals, [arXiv:2401.08085](https://arxiv.org/abs/2401.08085).
- [35] V. Cardoso, K. Destounis, F. Duque, R. Panosso Macedo, and A. Maselli, Gravitational Waves from Extreme-Mass-Ratio Systems in Astrophysical Environments, *Phys. Rev. Lett.* **129**, 241103 (2022).
- [36] F. Duque, C. F. B. Macedo, R. Vicente, and V. Cardoso, Axion Weak Leaks: extreme mass-ratio inspirals in ultralight dark matter, [arXiv:2312.06767](https://arxiv.org/abs/2312.06767).
- [37] N. Spenney, E. Berti, V. Cardoso, and A. Maselli, Black holes surrounded by generic matter distributions: Polar perturbations and energy flux, *Phys. Rev. D* **109**, 084068 (2024).
- [38] M. Rahman, S. Kumar, and A. Bhattacharyya, Probing astrophysical environment with eccentric extreme mass-ratio inspirals, *J. Cosmol. Astropart. Phys.* **01** (2024) 035.
- [39] P. S. Cole, G. Bertone, A. Coogan, D. Gaggero, T. Karydas, B. J. Kavanagh, T. F. M. Spieksma, and G. M. Tomaselli, Distinguishing environmental effects on binary black hole gravitational waveforms, *Nat. Astron.* **7**, 943 (2023).
- [40] C. Zhang, G. Fu, and N. Dai, Detecting dark matter halos with extreme mass-ratio inspirals, *J. Cosmol. Astropart. Phys.* **04** (2024) 088.
- [41] R. Brito and S. Shah, Extreme mass-ratio inspirals into black holes surrounded by scalar clouds, *Phys. Rev. D* **108**, 084019 (2023).
- [42] K. Glampedakis, Extreme mass ratio inspirals: LISA's unique probe of black hole gravity, *Classical Quantum Gravity* **22**, S605 (2005).
- [43] H.-M. Fan, Y.-M. Hu, E. Barausse, A. Sesana, J.-d. Zhang, X. Zhang, T.-G. Zi, and J. Mei, Science with

- the TianQin observatory: Preliminary result on extreme-mass-ratio inspirals, *Phys. Rev. D* **102**, 063016 (2020).
- [44] E. Berti *et al.*, Testing General Relativity with Present and Future Astrophysical Observations, *Classical Quantum Gravity* **32**, 243001 (2015).
- [45] L. Barack *et al.*, Black holes, gravitational waves and fundamental physics: a roadmap, *Classical Quantum Gravity* **36**, 143001 (2019).
- [46] B. Bonga, H. Yang, and S. A. Hughes, Tidal resonance in extreme mass-ratio inspirals, *Phys. Rev. Lett.* **123**, 101103 (2019).
- [47] Z. Pan and H. Yang, Formation Rate of Extreme Mass Ratio Inspirals in Active Galactic Nuclei, *Phys. Rev. D* **103**, 103018 (2021).
- [48] Z. Pan, H. Yang, L. Bernard, and B. Bonga, Resonant dynamics of extreme mass-ratio inspirals in a perturbed Kerr spacetime, *Phys. Rev. D* **108**, 104026 (2023).
- [49] N. Dai, Y. Gong, Y. Zhao, and T. Jiang, Extreme mass ratio inspirals in galaxies with dark matter halos, [arXiv:2301.05088](https://arxiv.org/abs/2301.05088).
- [50] E. Figueiredo, A. Maselli, and V. Cardoso, Black holes surrounded by generic dark matter profiles: Appearance and gravitational-wave emission, *Phys. Rev. D* **107**, 104033 (2023).
- [51] T. Zi and P.-C. Li, Gravitational waves from extreme-mass-ratio inspirals around a hairy Kerr black hole, *Phys. Rev. D* **108**, 084001 (2023).
- [52] A. Maselli, N. Franchini, L. Gualtieri, and T. P. Sotiriou, Detecting scalar fields with Extreme Mass Ratio Inspirals, *Phys. Rev. Lett.* **125**, 141101 (2020).
- [53] A. Maselli, N. Franchini, L. Gualtieri, T. P. Sotiriou, S. Barsanti, and P. Pani, Detecting fundamental fields with LISA observations of gravitational waves from extreme mass-ratio inspirals, *Nat. Astron.* **6**, 464 (2022).
- [54] S. Barsanti, N. Franchini, L. Gualtieri, A. Maselli, and T. P. Sotiriou, Extreme mass-ratio inspirals as probes of scalar fields: Eccentric equatorial orbits around Kerr black holes, *Phys. Rev. D* **106**, 044029 (2022).
- [55] S. Barsanti, A. Maselli, T. P. Sotiriou, and L. Gualtieri, Detecting Massive Scalar Fields with Extreme Mass-Ratio Inspirals, *Phys. Rev. Lett.* **131**, 051401 (2023).
- [56] C. Zhang, Y. Gong, D. Liang, and B. Wang, Gravitational waves from eccentric extreme mass-ratio inspirals as probes of scalar fields, *J. Cosmol. Astropart. Phys.* **06** (2023) 054.
- [57] C. Zhang, H. Guo, Y. Gong, and B. Wang, Detecting vector charge with extreme mass ratio inspirals onto Kerr black holes, *J. Cosmol. Astropart. Phys.* **06** (2023) 020.
- [58] M. Della Rocca, S. Barsanti, L. Gualtieri, and A. Maselli, Extreme mass-ratio inspirals as probes of scalar fields: inclined circular orbits around Kerr black holes, [arXiv:2401.09542](https://arxiv.org/abs/2401.09542).
- [59] S. Mignemi and N. R. Stewart, Charged black holes in effective string theory, *Phys. Rev. D* **47**, 5259 (1993).
- [60] B. Kleihaus, J. Kunz, and E. Radu, Rotating Black Holes in Dilatonic Einstein-Gauss-Bonnet Theory, *Phys. Rev. Lett.* **106**, 151104 (2011).
- [61] G. Antoniou, A. Bakopoulos, and P. Kanti, Evasion of No-Hair Theorems and Novel Black-Hole Solutions in Gauss-Bonnet Theories, *Phys. Rev. Lett.* **120**, 131102 (2018).
- [62] G. Antoniou, A. Bakopoulos, and P. Kanti, Black-Hole Solutions with Scalar Hair in Einstein-Scalar-Gauss-Bonnet Theories, *Phys. Rev. D* **97**, 084037 (2018).
- [63] D. D. Doneva and S. S. Yazadjiev, New Gauss-Bonnet Black Holes with Curvature-Induced Scalarization in Extended Scalar-Tensor Theories, *Phys. Rev. Lett.* **120**, 131103 (2018).
- [64] J. Chagoya, G. Niz, and G. Tasinato, Black Holes and Abelian Symmetry Breaking, *Classical Quantum Gravity* **33**, 175007 (2016).
- [65] M. Minamitsuji, Solutions in the generalized Proca theory with the nonminimal coupling to the Einstein tensor, *Phys. Rev. D* **94**, 084039 (2016).
- [66] E. Babichev, C. Charmousis, and M. Hassaine, Black holes and solitons in an extended Proca theory, *J. High Energy Phys.* **05** (2017) 114.
- [67] C. Herdeiro, E. Radu, and H. Rúnarsson, Kerr black holes with Proca hair, *Classical Quantum Gravity* **33**, 154001 (2016).
- [68] L. Heisenberg, R. Kase, M. Minamitsuji, and S. Tsujikawa, Hairy black-hole solutions in generalized Proca theories, *Phys. Rev. D* **96**, 084049 (2017).
- [69] R. Kase, M. Minamitsuji, and S. Tsujikawa, Black holes in quartic-order beyond-generalized Proca theories, *Phys. Lett. B* **782**, 541 (2018).
- [70] R. Kase, M. Minamitsuji, S. Tsujikawa, and Y.-L. Zhang, Black hole perturbations in vector-tensor theories: The odd-mode analysis, *J. Cosmol. Astropart. Phys.* **02** (2018) 048.
- [71] M. Minamitsuji, Proca stars with nonminimal coupling to the Einstein tensor, *Phys. Rev. D* **96**, 044017 (2017).
- [72] R. Kase, M. Minamitsuji, and S. Tsujikawa, Relativistic stars in vector-tensor theories, *Phys. Rev. D* **97**, 084009 (2018).
- [73] R. Kase, M. Minamitsuji, and S. Tsujikawa, Neutron stars with a generalized Proca hair and spontaneous vectorization, *Phys. Rev. D* **102**, 024067 (2020).
- [74] F. M. Ramazanoğlu and F. Pretorius, Spontaneous Scalarization with Massive Fields, *Phys. Rev. D* **93**, 064005 (2016).
- [75] R. Nair, S. Perkins, H. O. Silva, and N. Yunes, Fundamental Physics Implications for Higher-Curvature Theories from Binary Black Hole Signals in the LIGO-Virgo Catalog GWTC-1, *Phys. Rev. Lett.* **123**, 191101 (2019).
- [76] S. Garcia-Saenz, A. Held, and J. Zhang, Destabilization of Black Holes and Stars by Generalized Proca Fields, *Phys. Rev. Lett.* **127**, 131104 (2021).
- [77] J. G. Rosa and S. R. Dolan, Massive vector fields on the Schwarzschild spacetime: quasi-normal modes and bound states, *Phys. Rev. D* **85**, 044043 (2012).
- [78] E. Poisson, Gravitational radiation from a particle in circular orbit around a black hole. 1: Analytical results for the nonrotating case, *Phys. Rev. D* **47**, 1497 (1993).
- [79] R. Zhu and T. Osburn, Inspirals into a charged black hole, *Phys. Rev. D* **97**, 104058 (2018).
- [80] K. Martel, Gravitational wave forms from a point particle orbiting a Schwarzschild black hole, *Phys. Rev. D* **69**, 044025 (2004).
- [81] T. Regge and J. A. Wheeler, Stability of a Schwarzschild singularity, *Phys. Rev.* **108**, 1063 (1957).
- [82] F. J. Zerilli, Effective potential for even parity Regge-Wheeler gravitational perturbation equations, *Phys. Rev. Lett.* **24**, 737 (1970).
- [83] Black Hole Perturbation Toolkit, (bhptoolkit.org).
- [84] L. Barack and C. Cutler, LISA capture sources: Approximate waveforms, signal-to-noise ratios, and parameter estimation accuracy, *Phys. Rev. D* **69**, 082005 (2004).

- [85] E. A. Huerta and J. R. Gair, Importance of including small body spin effects in the modelling of extreme and intermediate mass-ratio inspirals, *Phys. Rev. D* **84**, 064023 (2011).
- [86] T. Jiang, N. Dai, Y. Gong, D. Liang, and C. Zhang, Constraint on Brans-Dicke theory from intermediate/extreme mass ratio inspirals, *J. Cosmol. Astropart. Phys.* **12** (2022) 023.
- [87] S. Babak, H. Fang, J. R. Gair, K. Glampedakis, and S. A. Hughes, 'Kludge' gravitational waveforms for a test-body orbiting a Kerr black hole, *Phys. Rev. D* **75**, 024005 (2007), [Erratum: *Phys.Rev.D* 77, 04990 (2008)].
- [88] P. Amaro-Seoane *et al.* (LISA), Laser Interferometer Space Antenna, [arXiv:1702.00786](https://arxiv.org/abs/1702.00786).
- [89] J. Mei *et al.* (TianQin), The TianQin project: current progress on science and technology, *PTEP* **2021**, 05A107 (2021).
- [90] Y. Gong, J. Luo, and B. Wang, Concepts and status of Chinese space gravitational wave detection projects, *Nat. Astron.* **5**, 881 (2021).
- [91] C. Cutler, D. Kennefick, and E. Poisson, Gravitational radiation reaction for bound motion around a Schwarzschild black hole, *Phys. Rev. D* **50**, 3816 (1994).
- [92] E. E. Flanagan and S. A. Hughes, Measuring gravitational waves from binary black hole coalescences: 2. The Waves' information and its extraction, with and without templates, *Phys. Rev. D* **57**, 4566 (1998).
- [93] L. Lindblom, B. J. Owen, and D. A. Brown, Model Waveform Accuracy Standards for Gravitational Wave Data Analysis, *Phys. Rev. D* **78**, 124020 (2008).
- [94] E. Berti, L. Gualtieri, M. Horbatsch, and J. Alsing, Light scalar field constraints from gravitational-wave observations of compact binaries, *Phys. Rev. D* **85**, 122005 (2012).