

A Systematic Analysis of Large Language Models as Soft Reasoners: The Case of Syllogistic Inferences

Leonardo Bertolazzi,
DISI, University of Trento
leonardo.bertolazzi@unitn.it

Albert Gatt,
ICS, Utrecht University
a.gatt@uu.nl

Raffaella Bernardi
CIMEC and DISI, University of Trento
raffaella.bernardi@unitn.it

Abstract

The reasoning abilities of Large Language Models (LLMs) are becoming a central focus of study in NLP. In this paper, we consider the case of syllogistic reasoning, an area of deductive reasoning studied extensively in logic and cognitive psychology. Previous research has shown that pre-trained LLMs exhibit reasoning biases, such as *content effects*, avoid answering that *no conclusion follows*, display human-like difficulties, and struggle with multi-step reasoning. We contribute to this research line by systematically investigating the effects of chain-of-thought reasoning, in-context learning (ICL), and supervised fine-tuning (SFT) on syllogistic reasoning, considering syllogisms with conclusions that support or violate world knowledge, as well as ones with multiple premises. Crucially, we go beyond the standard focus on accuracy, with an in-depth analysis of the conclusions generated by the models. Our results suggest that the behavior of pre-trained LLMs can be explained by heuristics studied in cognitive science and that both ICL and SFT improve model performance on valid inferences, although only the latter mitigates most reasoning biases without harming model consistency.¹

1 Introduction

Soon after the first transformer-based models entered the NLP scene, Clark et al. (2020) discovered that transformers are “soft reasoners”: they can be trained to emulate reasoning over natural language sentences. Since then, transformer-based language models have made enormous progress. A core question of today’s AI research is whether Large Language Models (LLMs) have latently learned reasoning skills in addition to acquiring language proficiency. If this is the case, such skills could be elicited through suitable prompting; if not, other

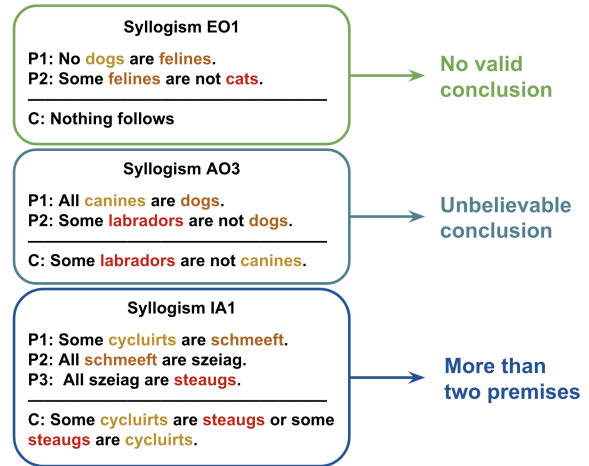


Figure 1: LLMs have difficulty with invalid inferences (Top); suffer from content effects (Middle); and struggle with longer chains of premises (Bottom). What is behind such weaknesses? Can LLMs learn to use only the form to draw deductively valid conclusions?

methods should be proposed to achieve computational models that can reason using language as the inference vehicle. One fundamental aspect of human reasoning is the ability to derive valid conclusions based on the form of the propositions involved, rather than their content (Newell and Simon, 1972; Newell, 1980). This deductive reasoning skill is crucial in our everyday problem-solving and decision-making experiences, and its presence in LLMs is a topic of ongoing debate.

Recent research (Lampinen et al., 2023; Eisape et al., 2024) shows that SOTA LLMs prompted with Chain-of-Thought (CoT) display humanlike reasoning biases in syllogistic reasoning; they have difficulties with the examples in Figure 1, they (i) suffer from a content effect bias, favoring a conclusion compatible with world knowledge (that is, ‘believable’), independently of whether it follows from the premises; (ii) struggle with syllogisms that humans also find hard; (iii) are not able to rec-

¹Our code and data are available at <https://github.com/leobertolazzi/soft-syllogistic-reasoners.git>

ognize invalid inferences – premises from which no valid conclusion follows. Furthermore, LLMs struggle when multiple reasoning steps are required (Saparov and He, 2023), but Saparov et al. (2023) show that when prompted with CoT and in-context learning (ICL) examples, they manage to generalize to out-of-distribution logical rules. We systematically bring these insights together, by comparing different learning strategies and by focusing on classical Aristotelian syllogisms, since they are an interesting test bed to understand whether an agent detaches form from meaning.

Given previous findings, we first study the performance of small- and medium-sized open-access models (Pythia and LLaMA) in Zero-Shot CoT (ZS-CoT) settings, relative to that of humans. Subsequently, we examine the impact of both ICL and supervised fine-tuning (SFT) and consider how these approaches generalize to multi-step reasoning. This is achieved using carefully designed datasets of *believable* and *unbelievable* syllogisms, which respect or contradict world knowledge, respectively, and of syllogisms with 3- and 4-premises. Crucially, we go beyond the standard focus on accuracy: by looking at all conclusions the models generate we inspect their consistency and whether their answers are predicted by Heuristic Theories proposed in the cognitive science literature (Khemlani and Johnson-Laird, 2012). Our experiments reveal that:

- Open access models exhibit reasoning behaviours similar to humans, a result that further strengthens findings recently published in Eisape et al. (2024). They exhibit a reluctance to generate “nothing follows” for invalid syllogisms, and exhibit content effect biases when generating their answer, echoing results by Lampinen et al. (2023);
- the answers generated by LLaMA-3 8B in the ZS-CoT setting are compatible with the predictions of the Atmosphere Heuristic Theory, suggesting that it relies on the quantifier patterns in the premises. This would also explain pretrained LLMs’ reluctance in generating “nothing follows”;
- though ICL boosts model performance on valid inferences, as Saparov and He (2023) suggest, it does not eliminate the content effect bias nor the difficulty in handling invalid syllogisms. It also increases inconsistency,

whereby models generate contradictory conclusions;

- SFT is effective for both small- and medium-sized models, and lets the latter reach near-perfect performance while remaining consistent. It has to be seen how much this ability is transferred to the real-life scenarios a "soft reasoner" should handle.

2 Related Work

Before the recent surge of general-purpose LLMs, reasoning in transformer language models was primarily studied in the field of Natural Language Inference (NLI), a long-standing challenge within the computational linguistic community (Giampiccolo et al., 2007). The most recent research mainly utilized encoder-only models like BERT (Devlin et al., 2019), RoBERTa (Liu et al., 2019), and XLNet (Yang et al., 2019). These models approached NLI as a classification task, using datasets such as SNLI (Bowman et al., 2015) and MNLI (Williams et al., 2018) for fine-tuning. The literature in this area focused on both inductive and deductive inferences, with deductive inferences further categorized into formally valid and materially valid inferences (for a recent survey see Gubelmann et al. 2024).

With the emergence of larger and more powerful decoder-only LLMs, many NLP tasks no longer required specific architectures or training. Instead, a single model could perform most tasks. This shift led to increased interest in studying more abstract reasoning skills of LLMs (Huang and Chang, 2023; Qiao et al., 2023; Mondorf and Plank, 2024). It has been established that Chain-of-Thought (CoT) prompting elicits some reasoning capability (Wei et al., 2022; Kojima et al., 2022) and that in-context learning (ICL) further boosts such skills (Huang and Chang, 2023). In this paper, we focus on syllogisms because they are an interesting test-bed to study the interleaved role of content and form in deriving conclusions, and have been extensively studied in the cognitive science literature.

Liu et al. (2023) introduced an assembled General Logical Reasoning Evaluation benchmark (GLoRE) and compared ChatGPT, GPT-4, and humans against open access LLMs, such as LLaMA (Touvron et al., 2023). They show that instruction-tuning, supervised fine-tuning, in-context learning, and voting techniques increase LLaMA’s task accuracy. They also raise the pos-

<i>moods</i>		<i>figures</i>				schema: AE2
affirmative	negative	1	2	3	4	P1: All <i>b</i> are <i>a</i> (A)
A: All <i>a</i> are <i>b</i>	E: No <i>a</i> are <i>b</i>	P1: a-b	b-a	a-b	b-a	P2: No <i>c</i> are <i>b</i> (E)
I: Some <i>a</i> are <i>b</i>	O: Some <i>a</i> are not <i>b</i>	P2: b-c	c-b	c-b	b-c	C: Some <i>a</i> are not <i>c</i>

Figure 2: **The building blocks:** Moods (A, E, I, O) and figures (1-4). Their combination determines the conclusion, as illustrated by the AE2 schema.

sibility that models rely on superficial patterns in solving logical reasoning tasks. With this observation in mind, we first consider models’ accuracy and correlation with human performance, then, taking inspiration from cognitive studies about human heuristic reasoning models (Khemlani and Johnson-Laird, 2012), we run a fine-grained analysis of their answers.

The two papers that are most related to our work are Lampinen et al. (2023) and Eisape et al. (2024). Lampinen et al. (2023) challenge proprietary LLMs with discriminative reasoning tasks, including the classification of syllogistic inferences as valid or invalid, and show that larger models are more logical than smaller ones, and LLMs suffer from the content effect bias. We extend this result by looking at LLMs as generative models. Eisape et al. (2024) evaluate the PaLM 2 family (Google, 2023) on a generative version of the syllogism task; specifically, they use Zero-Shot CoT prompting (Wei et al., 2022; Kojima et al., 2022) to select which conclusion, among a list of candidates, is the one that logically follows from a pair of premises. They show that even the larger models make mistakes that mirror human reasoning biases. Moreover, they show that LLMs have difficulty with invalid syllogisms: they rarely generate "nothing follows" even when it is presented as one of the multiple choices. We extend this analysis of ZS CoT models by systematically investigating the effects of CoT reasoning, ICL, and supervised fine-tuning (SFT) on syllogistic reasoning, considering syllogisms with conclusions that support or violate world knowledge and with multiple premises.

Saparov et al. (2023) show that models with CoT and ICL generalize to rules not seen inside their context but fail in generalizing to longer proofs. We advance our understanding of the role of ICL by focusing on the interplay between content and form and carrying out in-depth analysis of the conclusions.

In summary, previous contributions have identified various important dimensions and separately

addressed the impact of Zero Shot CoT, ICL, and SFT. In this paper, we systematically address these dimensions, compare model and human performance, carry out an in-depth analysis of outputs, an analysis missing in the current literature.

3 Syllogisms

Syllogisms consist of two premises and a conclusion that share the structure “Quantifier X are Y”. As summarized in Figure 2 (left) such statements can be in four *moods*: either affirmative or negative, and either universal or existential based on the type of quantifier (“*all*”, “*some*” or “*some . . . not*” and “*no*”); they are abbreviated using letters – affirmatives as “A” and “I”, negatives as “E” and “O” from the Latin “AffIrmo” and “nEgO”, respectively. The order in which the nouns occur within the premises defines the *figure*; there are four possible figures marked by numbers (1-4). Only one noun (represented in Figure 2 by the *b* variable) is shared between the premises, the relation holding between the other two nouns (the *a* and *c* variables), if any, is derived from the premises. Hence, syllogisms consist of a chain of predications linking the terms of the conclusion.

Such inference can be defined by the combination of moods and figures, which are referred to as “schemas” and abbreviated by naming the premise moods and the figure number. Figure 2 exemplifies the AE2 schema. Interestingly, schemas can be composed to obtain longer inferences (longer chains) and can be applied recursively, requiring multi-hop reasoning (Guzman et al., 2024). For instance, to infer a conclusion for the premises in Figure 1 (bottom), one should first derive an intermediate conclusion from two premises, e.g., P1 and P2, and then combine the intermediate conclusion with the remaining premise to derive the final conclusion. This gives rise to multiple paths since more intermediate conclusions are possible.

Since each premise can be in one of the four moods, there are 64 distinct pairs of premises (16 moods x 4 figures). We follow the psychology

literature (Khemlani and Johnson-Laird, 2012) and consider 37 of these combinations as invalid, while the remaining 27 lead to at least one conclusion (for the full list see Appendix A).

Humans exhibit a *content effect bias*, namely the tendency to consider an inference valid when the conclusion is believable and invalid otherwise (e.g., Evans et al., 1983). In their meta-review, Khemlani and Johnson-Laird (2012) aggregate results from six independent studies run with students of different levels (from high school to university) and show that the overall patterns of responses are robust and reliable; for humans, some schemas are easier than others, e.g., on the AI2 and the AE2 schemas, they obtain 90% and 1% accuracy, respectively. Finally, humans seem to process valid and invalid syllogisms differently and have difficulty deciding that no valid conclusion follows (Ragni et al., 2019).

4 Learning Strategies

We aim to understand whether LLMs are equipped with latent reasoning abilities to extract syllogistic schemas from given examples or if they could achieve such ability through supervised learning. To this end, we compare in-context and supervised learning. Given the premises, we frame the problem as a multiple-choice task (see Section 5).

Baseline We take as baselines the Zero-shot CoT (ZS-CoT) setting (Kojima et al., 2022). Zero-shot CoT is a two-stage prompting method that provides no task examples to a model. In the first stage, a model is given a task instruction and prompted to think through a series of reasoning steps before generating a response - typically by adding the phrase “Let’s think step by step” before its response. In the second stage, the model is asked to provide a final answer based on its own reasoning chain. We take Pythia and LLaMA pre-trained models, and compare them in ZS-CoT looking at the effect of model size and, when possible, of undergoing a further instruction-tuning phase.²

In-Context Learning In this setting, there is no further training, hence no weight changes. A model is presented with k examples of the multiple-choice task. It has been claimed that the diversity of

²All the models we used are available in the [HuggingFace model hub](#). The instruction tuned version of Pythia-1.4B we used can be found under the id `lambdalabs/pythia-1.4b-deduped-synthetic-instruct`

the ICL examples increases the model’s performance (Levy et al., 2023). Hence, as illustrated in Figure 3, we evaluate the setting in which the test example belongs to the same schema as the k randomly chosen in-context examples (\mathbf{ICL}_{in}), or belongs to a different one (\mathbf{ICL}_{out}); we set $k = 5$.

Supervised Fine-Tuning (SFT) We train models for n epochs on the task using standard cross-entropy loss and next-token prediction objective. At each epoch, the model sees only one instance of each schema; the instances, viz. the terms replacing the a, b, c variables, change through the epochs.

5 Task and Datasets

Task Following Ragni et al. (2019); Eisape et al. (2024), we use a multiple-choice setting. As illustrated in Figure 3, for a given syllogistic schema, the model is given two premises followed by nine possible conclusions. These nine conclusions include all the possible relations between the terms a and c ($Aac, Iac, Eac, Oac, Aca, Ica, Eca, Oca$), plus the string “Nothing follows”, which has to be selected when from the two premises none of the other options can be drawn. These possible conclusions are always presented to the model in random order. To succeed in the task, the model has to generate at least one of the correct conclusions.³ Below, we will describe how we built the training data, the ICL examples, and the various test sets.

Training sets We created our training sets by replacing variables with pseudo-words. We use 4k pseudo-words⁴ to produce inferences that preserved the formal structure of the original data points but have nonsensical content. We use these data points as ICL examples and as training data for SFT. For the latter, to select the best model, we use a development set, containing one instance of each schema (64 data points) built with a vocabulary of 1k pseudo-words not seen during training. Further details on the training are reported in Appendix B.

Test sets To study the content-effect bias we build believable and unbelievable syllogisms. Similarly to Lampinen et al. (2023), we use triples of terms that are ontologically related: we manually generated 10 triples where terms are in a taxonomical relationship (e.g. siameses, cats, felines)

³Depending on the schema, there can be from 1 to 4 correct conclusions.

⁴We generated a vocabulary of 4k pseudo-words using the `gibberish` Python library.

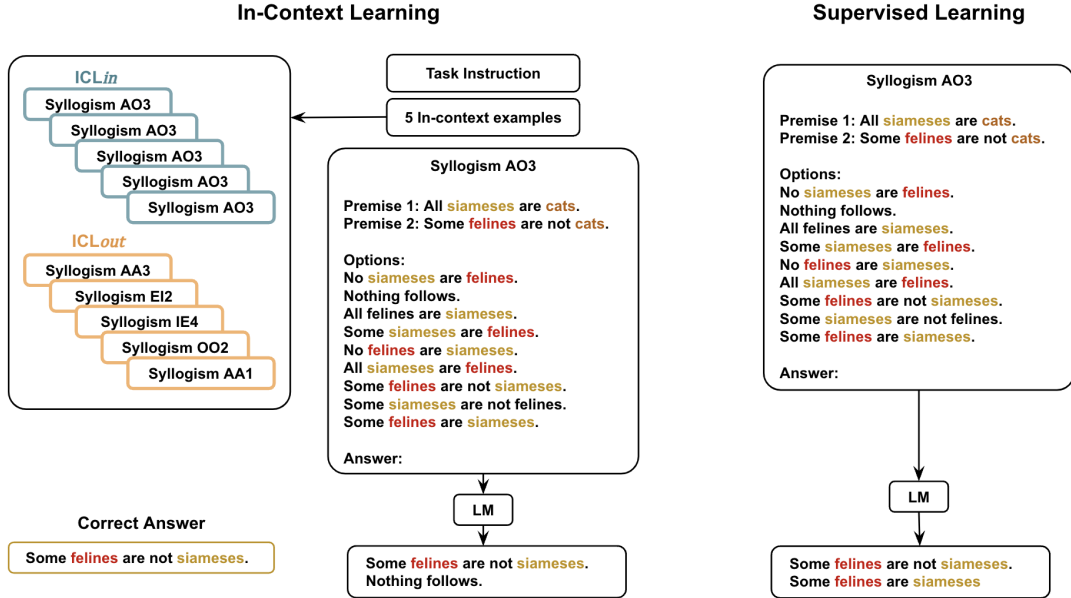


Figure 3: **Multiple-choice Task** The model is given the premises and nine possible conclusions, and has to generate the correct one(s). ICL_{out} is given in-context examples of different schemas than the one of the test example, while ICL_{in} receives in-context examples of the same schema. The supervised fine-tuned model is trained on all schemas.

and substituted the a , b , and c variables of the schema with these triples, obtaining premises that are true in the real world. We refer to this set as *believable* syllogisms. An example is provided in Figure 3. Since the content effect relies on the plausibility of the conclusion, we generated *unbelievable* syllogisms only for the valid schemas. We used the same 30 terms but made sure that the correct conclusions violate real-world knowledge, as illustrated by the example in Figure 1 (middle). For the believable syllogisms, we generated test sets consisting of 640 data points each (64 schemas instantiated with 10 triples of terms); for the unbelievable ones, we generated 270 data points (27 valid schemas instantiated with 10 triples of terms).

To check the models’ robustness to inference length, we create inferences with more than two premises whose solution requires applying a chain of syllogistic schemas. To build these *longer inferences*, we exploited the property of transitivity replacing an A-premise (Aab) with a chain $Aac_1, Ac_1c_2, \dots, Ac_{n-1}c_n, Ac_nb$. By setting $n = 2$ and $n = 3$, we obtain inferences with 3 and 4 premises, respectively. Out of the 64 schemas, 28 have at least one A-premise, hence, we obtained 280 data points both for 3- and 4-premises settings (28 schemas instantiated with 10 different triples of pseudo-words not present in the training and development sets). Further details on the datasets

construction are in Appendix A.

6 Results based on task-accuracy

In this section, first, we look into ZS CoT accuracy, then we compare different learning strategies to address the question of whether LLMs can learn to rely only on the form to generate a conclusion, an issue which has not received a systematic analysis yet.

6.1 Zero-shot CoT Setting

Human accuracy is 44.63% on valid inferences and around 40.97% on invalid ones (Khemlani and Johnson-Laird, 2012). As Table 1 shows, on valid syllogisms, all versions of Pythia are well below human performance, while LLaMA-2 reaches it and the recently released LLaMA-3 even surpasses humans. However, none of the models reach human accuracy on invalid inferences, the closest being LLaMA-3 70B instruction-tuned (32.50%). Instruction tuning is beneficial for invalid syllogisms for all models and all sizes, but at the price of decreasing performance on valid syllogisms. All models have a high correlation⁵ with human score patterns, with LLaMA-3 70B models having the highest. When the correct conclusion is false in

⁵See Appendix C for a more detailed explanation of the correlation results.

the real-world (unbelievable set), most of the models have a drop in accuracy compared with valid believable inferences. The results reported so far (Table 1) are in line with recent findings by Eisape et al. (2024) on LLMs correlation with humans and their reluctance to generate “nothing follows”, and extend the results on content effects from the discriminative task used by Lampinen et al. (2023) to the generative one we consider.

6.2 Learning strategies performance

We take the largest version of Pythia (Pythia-1.4B) and the smallest version of LLaMA (LLaMa-3 8B), both without instruction tuning, to evaluate them in the ICL and SFT settings.

Human and AI biases As illustrated in Table 2, ICL does not help models recognize when no valid conclusion follows. This is particularly striking, given that in ICL_{in} , the in-context examples are of the same schema as the test examples, hence the model fails even to copy the “nothing follows” answer.⁶ This weakness is overcome by SFT: both Pythia and LLaMA are at or near ceiling on both invalid and valid inferences. Interestingly, models only overcome content effect biases in the SFT setting, which suggests that hindering a reliance on lexical content (e.g. through pseudo-words) is effective in forcing models to draw conclusions based on form rather than content.⁷

Unseen number of premises Handling a higher number of premises is harder, as illustrated in Table 3 by the decreased performance of the models tested in the ZS CoT setting. As explained in Section 5, here we are focusing on 28 schemas (those having an A-premise) – a total of 280 data points with 2, 3 or 4 premises containing pseudo-words instead of nouns. We see that indeed both models are more robust when given diverse in-context examples (ICL_{out} has a lower drop than ICL_{in} with a higher number of premises.) Overall, SFT has a higher drop than ICL, but it still has a much higher accuracy than ICL both for 3- and 4-premises. This result aligns with previous research, which shows that models trained or fine-tuned to determine whether an inference can be drawn from a given set of premises struggle to extrapolate their

⁶See an example in Appendix F.

⁷We have run an in-depth analysis of the content effect bias by inspecting whether models prefer generating believable conclusions when the unbelievable ones are correct (see Appendix C). The analysis confirms the results reported here.

abilities when faced with a longer set of premises (Clark et al., 2020; Guzman et al., 2024).

7 Beyond task accuracy

So far our evaluation has focused on whether there is at least one correct conclusion among those generated. In this section, we identify what is behind the weaknesses of models, by analyzing in depth *all conclusions* generated.

To inspect model consistency, we focus on the believable syllogisms and analyze whether models generate contradictory conclusions.⁸ Among the nine possible conclusions, the contradictory pairs are: a) Universal affirmative and existential negative, viz. “All a are b ” and “Some a are not b ” (AO); b) A universal negative and existential positive, viz. , “No a are b ” and “Some a are b ” (EI); c) “Nothing follows” and any of the other possible conclusion (NVC+), as illustrated in Figure 3 with the example of the ICL LM’s answers. Table 4 (left) reports the percentage of contradictory answers, highlighting a rather different behavior of the two models. While LLaMA-3 8B ZS-CoT hardly contradicts itself (1.09), Pythia does it much more (18.91). For both models, ICL increases the number of contradictory answers, with ICL_{in} damaging model consistency even more than ICL_{out} . SFT reduces the contradictory answers of LLaMA even further, while Pythia still generates 73.91% contradictory answers. Interestingly, SFT causes Pythia to overgenerate “nothing follows”: of the 73.91% contradictions, 70.47% are due to the presence of “nothing follows” (NVC+).

As a final analysis, we check whether the models have learned some heuristics. By inspecting human responses across a variety of experiments, Khemlani and Johnson-Laird (2012) analyze the heuristic theories proposed as potential theories of human reasoning, concluding that none of these theories are good models of human reasoning: a good model should predict both the correct and the wrong conclusions an agent draws from the premises. We use these theories as a tool to further inspect models. We focus on the Atmosphere theory since it turns out to be the most insightful.⁹ The theory claims that “reasoners tend to accept a conclusion that fits the mood of the premise”. In other words, the conclusion is drawn considering

⁸An additional analysis of the completeness of the answers generated is provided in Appendix D.

⁹See Appendix E for the detailed predictions and the complete results of the other heuristic theories.

Model	Believable			Unbelievable	Content Effect	Correlation
	Acc	Invalid	Valid	Valid	Difference	Spearman ρ
Pythia-160M	0.16	0.00	0.37	0.00	-100.00%*	0.10
Pythia-410M	9.53	0.00	22.59	19.63	-13.10%	0.73
Pythia-1.4B	14.22	1.94	31.11	33.33	+7.14%	0.71
Pythia-1.4B-inst	17.03	15.28	19.26	15.93	-17.29%*	0.45
LLaMA-2 7B	24.38	3.06	53.70	47.78	-11.02%	0.56
LLaMA-2-inst 7B	19.69	10.83	32.22	19.26	-40.22%	0.36
LLaMA-2 13B	22.81	0.28	53.70	40.37	-24.82%	0.74
LLaMA-2-inst 13B	22.34	8.06	42.22	35.93	-14.19%*	0.65
LLaMa-3 8B	30.31	0.83	70.74	52.59	-10.44%	0.48
LLaMA-3-inst 8B	50.00	30.28	78.15	64.81	-17.07%	0.30
LLaMA-3 70B	30.63	10.28	58.89	54.07	-8.18%	0.80
LLaMA-3-inst 70B	41.25	32.50	54.44	57.41	+5.46%	0.87

Table 1: **Zero-shot CoT (ZS-CoT)**: Humans reach an accuracy of 44.63% on valid and of 40.97% on invalid syllogisms (Khemlani and Johnson-Laird, 2012). We compare model performance by reporting the overall accuracy on believable syllogisms as well as its breakdown into valid vs. invalid schemas: Pythia models are well below human scores, while LLaMA models reach or outperform humans on valid syllogisms but are unable to recognize invalid inferences. This weakness is mitigated by instruction tuning but comes at the price of decreasing performance on valid syllogisms. All LLaMA models except 70B instruction tuned, suffer from content effect bias (the performance loss from the believable to the unbelievable set on valid syllogisms). * marks when the performance loss is *not* statistically significant based on χ^2 's Test. On the right, Spearman ρ correlation coefficient between the accuracy of humans and models on the valid schemas of the believable set. The human accuracies used to compute the coefficient are based on Khemlani and Johnson-Laird (2012).

		Believable			Unbelievable	Content Effect	Correlation
		Acc	Invalid	Valid	Valid	Difference	Spearman ρ
PYTHIA	ZS-CoT	14.22	1.94	31.11	32.96	7.14%	0.71
	ICL _{out}	16.67 (± 1.1)	1.57 (± 0.7)	37.41 (± 3.53)	32.72 (± 1.67)	-12.54%	0.63
	ICL _{in}	22.55 (± 0.39)	7.13 (± 1.4)	43.07 (± 0.98)	36.91 (± 6.59)	-15.54%	0.61
	SFT	92.97 (± 4.51)	93.98 (± 5.14)	91.48 (± 4.27)	90.74 (± 4.19)	-2.30%	0.16
LLAMA	ZS-CoT	30.31	0.83	70.74	52.59	-25.66%	0.74
	ICL _{out}	29.58 (± 1.11)	1.85 (± 0.42)	67.53 (± 2.88)	62.96 (± 2.06)	-6.77%	0.55
	ICL _{in}	33.39 (± 0.55)	1.39 (± 1.00)	77.16 (± 2.38)	73.09 (± 1.19)	-5.27%	0.74
	SFT	96.25 (± 2.48)	97.13 (± 3.83)	94.94 (± 7.18)	99.38 (± 0.77)	4.68%	-0.07

Table 2: **Learning strategies**: Models: Pythia 1.4B, LLaMA-3 8B. Among ICL settings, ICL_{in} outperforms ICL_{out} in generating valid conclusions; SFT achieves higher results than ICL, it is stable across models, performing well on both valid and invalid syllogisms, and lets the model overcome the content bias. For both models, only SFT overcomes the difficulty of generating the “nothing follows” answer. Results are the average over three runs, changing seeds and training data/in-context examples. The standard deviation is in parentheses. Right: Spearman ρ correlation coefficient between models’ accuracies and those obtained by humans on valid syllogisms from the *believable* set. The human accuracies used to compute the coefficient are based on Khemlani and Johnson-Laird (2012).

		2 premises	3 premises	4 premises
PYTHIA	ZS-CoT	18.21	11.07	7.86
	ICL _{out}	22.14 (± 1.99)	19.05 (± 1.09)	20.12 (± 2.18)
	ICL _{in}	30.71 (± 3.11)	29.88 (± 1.49)	25.48 (± 4.61)
	SFT	83.33 (± 13.41)	67.14 (± 4.06)	53.57 (± 3.98)
LLAMA	ZS-CoT	44.64	39.64	31.79
	ICL _{out}	39.29 (± 1.64)	40.48 (± 1.76)	37.98 (± 0.41)
	ICL _{in}	53.69 (± 1.03)	46.90 (± 1.80)	49.52 (± 2.03)
	SFT	99.05 (± 0.9)	94.17 (± 2.15)	85.36 (± 6.23)

Table 3: **Unseen number of premises:** Models: Pythia 1.4B, LLaMA-3 8B. Premises contain pseudo-words in all three test sets. The 2-premise set contains 10 instances of the 28 schemas with at least one A premise. The other sets are obtained by replacing 1 A premise (Aab) with a chain of 2 A premises (Aac, Acb, 3-premise set) or 3 A premises (Aac, Acd, Adb, 4-premise set). The ZS-CoT’s performance decreases with a longer chain of premises, showing the task becomes harder. ICL_{out} is more robust than ICL_{in} but SFT remains the best-performing setting on all sets despite the increased number of premises.

only the quantifiers in the premises. Among all the correct conclusions for all syllogisms, the Atmosphere theory can predict 62.50% of them on valid syllogisms and 0% on invalid schemas.

As reported in Table 4 (right), the Atmosphere Theory predicts 92% of the correct valid conclusions generated by LLaMA ZS-CoT as well as its errors in invalid (82.97%) and valid (62.79%) schemas. Since the Atmosphere Theory fits the model predictions very well, this could imply that the model relies on the moods of the premises to draw conclusions, which would explain why it rarely generates “nothing follows”.

In all our analysis we noticed distinct patterns for the two SFT models, namely Pythia struggles more with an unseen number of premises (Table 3), becomes inconsistent at the price of increasing its accuracy (Table 9, Left), and most of its mistakes on invalid syllogisms are predicted by the Atmosphere Heuristic (Table 9, Right). We believe these differences between LLaMA and Pythia highlight the impact of the number of parameters and the amount of data used during the pretraining phase on the models’ performance during fine-tuning.

Although the results show that LLaMA SFT does not adopt a superficial strategy like the Atmosphere Heuristic and is more consistent, we cannot exclude that these results may still be driven by a more sophisticated form of pattern matching rather than genuine learning of the correct inference rules. This hypothesis is supported by the results on previously unseen numbers of premises (see Table 3), where SFT models exhibit the greatest performance drop compared to other strategies.

8 Conclusion

Models that can reason using language as the inference vehicle, or “soft theorem provers” in the words of Clark et al. (2020), have been the Holy Grail of AI since its inception. Now that LLMs have achieved amazing language proficiency skills, the community is investigating their reasoning ability. We contribute to these efforts by focusing on syllogistic inferences. We systematically compared ZS-CoT, ICL, and SFT and analyzed the answers generated by the models in depth. To our knowledge, we are the first to use heuristic theories, such as the Atmosphere Theory, to study LLMs. This heuristic turns out to be a very good predictor for LLaMA-3 8B ZS-CoT; therefore, we conjecture that the reason Zero-Shot LLMs rarely generate “nothing follows” is that they use the quantifiers in the premises as cues.

The merit of ICL has been advocated by Saparov and He (2023). By going beyond task accuracy and inspecting all the conclusions models generate, we show that while ICL boosts model performance on valid inferences, it does not eliminate content effects or the difficulty in handling invalid syllogisms. Most importantly, it increases model inconsistency. On the other hand, fine-tuning the model on next-word prediction is effective for both the small- and medium-sized models we evaluated and allows the latter to approach ceiling performance while remaining consistent.

Mahowald et al. (2023) argue that language and reasoning are dissociated, and to be enhanced with the latter, LMs should go through a different learn-

		Consistency		Predicted Mistakes		Predicted Correct
		% AO, EI, NVC+	% NVC+	Invalid	Valid	Valid
PYTHIA	ZS-CoT	18.91	13.93	24.37	12.04	70.00
	ICL _{out}	28.12	28.12	17.60	8.44	61.22
	ICL _{in}	28.28	22.48	12.57	9.45	61.36
	SFT	73.91	70.47	96.77	18.31	54.04
LLAMA	ZS-CoT	1.09	0.78	82.97	62.79	92.31
	ICL _{out}	1.72	1.09	62.22	25.00	61.54
	ICL _{in}	3.12	2.23	47.88	31.51	63.50
	SFT	0.31	0.00	0.00	12.50	65.12

Table 4: **Model consistency** (Left): % of contradictory answers. ICL makes all models more contradictory. SFT LLaMA generates almost no contradictory answers (only 0.31% of its answers are **AO**: a universal affirmative and an existential negative, or **EI**: universal negative and existential positive; while it never generates “nothing follows” together with other conclusions (NVC+). Instead, SFT causes Pythia to correctly answer “nothing follows”, but at the price of increasing its inconsistency, since it accompanies this answer with other conclusions too. **Heuristic Theory: Atmosphere** (Right) Proportion of models’ conclusions predicted by the Atmosphere Theory (AT). AT is a good model of LLaMA ZS-CoT: it predicts its mistakes both in invalid (82.97%) and valid inferences (62.79%) as well as its correct conclusions (92.31%) for valid schema; this would suggest that the model relies on the moods of the premises to generate the conclusions, which would explain the low percentage of “nothing follows”.

ing paradigm or be equipped with additional modules. Our results suggest that while content-based reasoning can be learned from pre-training, form-based reasoning needs appropriate training. We leave for the future the question of whether LLMs after SFT on a controlled dataset, as the one we use, transfer the acquired reasoning ability to real-life scenarios with linguistically richer expressions.

9 Limitations

We limited our analysis to two families of models - Pythia and LLaMA 2, 3. However, a more general investigation on more families of open and closed models would lead to a better understanding of how ZS-CoT, ICL, and SFT would affect LLMs abilities in syllogistic inferences. In addition, due to the limitations of available computational resources, we limited the analysis of ICL and SFT to small and medium-sized open models, excluding larger models (LLaMA-3 70B).

The generative approach used in our work enabled models to produce multiple potential conclusions from a given set of premises. These conclusions could be entirely correct, partially correct, or even contradictory. While our primary focus was on consistency and the presence of heuristics, we also provided an additional analysis of the completeness of the models’ answers in the appendix. However, we did not measure model performance

in terms of how often the models generated all valid conclusions from a set of premises.

To further analyze the results, adversarial studies could be run to exclude that SFT has learned shortcuts we have not considered here. We conducted an analysis that is mainly “behavioral” and inspired by the literature on human syllogistic reasoning, however, a more complete analysis should also try to connect these behavioral evidence to the causal mechanisms that drive model behavior.

We performed SFT using pseudo-words, and our results suggest that this has an impact in that it helps models reason with form, rather than lexical content, thereby potentially overcoming content biases. A fuller picture could be obtained through experiments with other strategies for disrupting lexical content, such as using random (but real) words. Furthermore, these conclusions would benefit from careful ablation studies.

Acknowledgments

We are grateful to C.J. (Kees) van Deemter, Denis Paperno, Jakub Szymanik, and Roni Katzir for their constructive comments and stimulating questions. We thank Le Dieu Thu and Marco Baroni for their feedback on an earlier version of this work. The work has been supported by a donation by Amazon Alexa to the last author.

References

- Samuel R. Bowman, Gabor Angeli, Christopher Potts, and Christopher D. Manning. 2015. [A large annotated corpus for learning natural language inference](#). In *Proceedings of the 2015 Conference on Empirical Methods in Natural Language Processing*, pages 632–642, Lisbon, Portugal. Association for Computational Linguistics.
- L. J. Chapman and J. P. Chapman. 1959. [Atmosphere effect re-examined](#). *Journal of Experimental Psychology*.
- N. Chater and M. Oaksford. 1999. [The probability heuristics model of syllogistic reasoning](#). *Cognitive Psychology*.
- Peter Clark, Oyvind Tafjord, and Kyle Richardson. 2020. [Transformers as soft reasoners over language](#). In *Proceedings of the Twenty-Ninth International Joint Conference on Artificial Intelligence, IJCAI-20*, pages 3882–3890. International Joint Conferences on Artificial Intelligence Organization. Main track.
- Jacob Devlin, Ming-Wei Chang, Kenton Lee, and Kristina Toutanova. 2019. [BERT: Pre-training of deep bidirectional transformers for language understanding](#). In *Proceedings of the 2019 Conference of the North American Chapter of the Association for Computational Linguistics: Human Language Technologies, Volume 1 (Long and Short Papers)*, pages 4171–4186, Minneapolis, Minnesota. Association for Computational Linguistics.
- T. Eisape, M.H. Tessler, I. Dasgupta, F. Sha, S. van Steenkiste, and T. Linzen. 2024. [A systematic comparison of syllogistic reasoning in humans and language models](#). In *Proceedings of NAACL*.
- J.S.B.T. Evans, J.L. Barston, and P. Pollard. 1983. [On the conflict between logic and belief in syllogistic reasoning](#). *Memory & Cognition*.
- Danilo Giampiccolo, Bernardo Magnini, Ido Dagan, and Bill Dolan. 2007. [The third PASCAL recognizing textual entailment challenge](#). In *Proceedings of the ACL-PASCAL Workshop on Textual Entailment and Paraphrasing*, pages 1–9, Prague. Association for Computational Linguistics.
- Google. 2023. [PaLM 2](#). Technical report.
- Reto Gubelmann, Ioannis Katis, Christina Niklaus, and Siegfried Handschuh. 2024. [Capturing the varieties of natural language inference: A systematic survey of existing datasets and two novel benchmarks](#). *Journal of Logic, Language and Information*, 33(1):21–48.
- M.V. Guzman, J. Szymanik, and M. Malicki. 2024. [Testing the limits of logical reasoning in neural and hybrid models](#). In *In Proceedings of NAACL*.
- E. Hu, Y. Shen, P. Wallis, Z. Allen-Zhu, Y. Li, S. Wang, L. Wang, and W. Chen. 2021. [LoRA: Low-rank adaptation of large language models](#). Technical report, Microsoft Corporation. ArXiv:2106.09685.
- Jie Huang and Kevin Chen-Chuan Chang. 2023. [Towards reasoning in large language models: A survey](#). In *Findings of the Association for Computational Linguistics: ACL 2023*, pages 1049–1065, Toronto, Canada. Association for Computational Linguistics.
- S. Khemlani and P. N Johnson-Laird. 2012. [Theories of the syllogism: A meta-analysis](#). *Psychological bulletin*.
- Takeshi Kojima, Shixiang (Shane) Gu, Machel Reid, Yutaka Matsuo, and Yusuke Iwasawa. 2022. [Large language models are zero-shot reasoners](#). In *Advances in Neural Information Processing Systems*, volume 35, pages 22199–22213. Curran Associates, Inc.
- A. K. Lampinen, I. Dsgupta, S. C.Y. Chan, H. R. Sheahan, A. Creswell, D. Kumaran, J. L McClelland, and F. Hill. 2023. [Language models show human-like content effect on reasoning](#). ArXiv:2207.07051v1.
- Itay Levy, Ben Bogin, and Jonathan Berant. 2023. [Diverse demonstrations improve in-context compositional generalization](#). In *Proceedings of the 61st Annual Meeting of the Association for Computational Linguistics (Volume 1: Long Papers)*, pages 1401–1422, Toronto, Canada. Association for Computational Linguistics.
- Hanmeng Liu, Zhiyang Teng, Ruoxi Ning, Jian Liu, Qiji Zhou, and Yue Zhang. 2023. [Glore: Evaluating logical reasoning of large language models](#). *Preprint*, arXiv:2310.09107.
- Yinhan Liu, Myle Ott, Naman Goyal, Jingfei Du, Mandar Joshi, Danqi Chen, Omer Levy, Mike Lewis, Luke Zettlemoyer, and Veselin Stoyanov. 2019. [Roberta: A robustly optimized bert pretraining approach](#). *ArXiv*, abs/1907.11692.
- Kyle Mahowald, Anna A Ivanova, Idan A Blank, Nancy Kanwisher, Joshua B Tenenbaum, and Evelina Fedorenko. 2023. [Dissociating language and thought in large language models: a cognitive perspective](#). *arXiv*, arXiv:2301.06627.
- Philipp Mondorf and Barbara Plank. 2024. [Beyond accuracy: Evaluating the reasoning behavior of large language models - a survey](#). *ArXiv*, abs/2404.01869.
- A. Newell. 1980. [Physical symbol systems](#). *Cognitive Science*, 4(2):135–183.
- A. Newell and H. Simon. 1972. [Human problem solving](#). Prentice-Hall.
- Shuofei Qiao, Yixin Ou, Ningyu Zhang, Xiang Chen, Yunzhi Yao, Shumin Deng, Chuanqi Tan, Fei Huang, and Huajun Chen. 2023. [Reasoning with language model prompting: A survey](#). In *Proceedings of the 61st Annual Meeting of the Association for Computational Linguistics (Volume 1: Long Papers)*, pages 5368–5393, Toronto, Canada. Association for Computational Linguistics.

- M Ragni, H. Dames, D. Brand, and N. Riesterer. 2019. [When does a reasoner respond: Nothing follows?](#) In *Proceedings of the 41st Annual Conference of the Cognitive Sciencel.*
- R. Revlis. 1975. [Two models of syllogistic reasoning: Feature selection and conversion.](#) *Journal of Verbal Learning and Verbal Behavior.*
- Abulhair Saparov and He He. 2023. Language models are greedy reasoners: A systematic formal analysis of chain-of-thought. In *International Conference on Learning Representations.*
- Abulhair Saparov, Richard Yuanzhe Pang, Vishakh Padmakumar, Nitish Joshi, Seyed Mehran Kazemi, Najeon Kim, and He He. 2023. Testing the general deductive reasoning capacity of large language models using OOD examples. *NeurIPS 2023.*
- H. Touvron, T. Lavril, G. Izacard, X. Martinet, M.A. Lachaux, T. Lacroix, B. Rozière, N. Goyal, E. Hambro, F. Azhar, A. Rodriguez, A. Joulin, E. Grave, and G. Lample. 2023. [LLaMA: Open and efficient foundation language models.](#) ArXiv:2302.13971.
- Jason Wei, Xuezhi Wang, Dale Schuurmans, Maarten Bosma, brian ichter, Fei Xia, Ed Chi, Quoc V Le, and Denny Zhou. 2022. [Chain-of-thought prompting elicits reasoning in large language models.](#) In *Advances in Neural Information Processing Systems*, volume 35, pages 24824–24837. Curran Associates, Inc.
- N. E. Wetherick and K. J. Gilhooly. 1995. [Atmosphere, matching, and logic in syllogistic reasoning.](#) *Current Psychology.*
- Adina Williams, Nikita Nangia, and Samuel Bowman. 2018. [A broad-coverage challenge corpus for sentence understanding through inference.](#) In *Proceedings of the 2018 Conference of the North American Chapter of the Association for Computational Linguistics: Human Language Technologies, Volume 1 (Long Papers)*, pages 1112–1122, New Orleans, Louisiana. Association for Computational Linguistics.
- R. S. Woodworth and S. B. Sells. 1935. [An atmosphere effect in formal reasoning.](#) *Journal of Experimental Psychology.*
- Zhilin Yang, Zihang Dai, Yiming Yang, Jaime Carbonell, Ruslan Salakhutdinov, and Quoc V. Le. 2019. *XLNet: generalized autoregressive pretraining for language understanding.* Curran Associates Inc., Red Hook, NY, USA.

A Dataset

A.1 Valid and Invalid Syllogisms.

Following studies on Human syllogistic reasoning in the psychological literature [Khemlani and Johnson-Laird \(2012\)](#); [Ragni et al. \(2019\)](#), out of

the 64 syllogistic schemas we consider 27 to be followed by a valid conclusion and the remaining 37 to be followed by no valid conclusions. The number of syllogisms that are considered valid depends on two assumptions a) we consider all terms to be denoting non-empty sets, and b) we allow for conclusions relating both the terms $a-c$ and $c-a$. The psychological literature on which we base our analysis also assume both a) and b). Table 5 shows the valid and invalid syllogistic schemas with their conclusions.

A.2 Believable and Unbelievable sets.

Figure 4 shows the 10 triples of terms we used to create the sets of *believable* and *unbelievable* syllogisms. Each of these terms represents a class and the terms in each triple are always in a taxonomic or hierarchical relationship, specifically a "is-a" or "kind-of" relationship. In each row, the first term is a specific instance or subtype, the second term is a more general category or supertype, and the third term is an even more general category or supertype.

To generate syllogisms that are true (*believable*) or false (*unbelievable*) in the real world we always used these 30 terms and re-arranged them accordingly. Triples are re-arranged either by changing the order of terms or by swapping a term from one triple with one belonging to another triple.

Now we will illustrate an example of how we re-arranged a triple to obtain a *believable* syllogism. We can use the first triple (*siameses*, *cats*, *felines*) to create a syllogism of the schema AA1 for the believable set of syllogisms. By substituting the terms a , b , and c with this triple in the schema AA1 we obtained the premises *All siameses are cats* and *All cats are felines*. These two premises are then followed by the three correct conclusions *All siameses are feline*, *Some siameses are felines*, *Some felines are siameses*. All these conclusions are true in the actual world.

Instead, when dealing with different schemas, we could not use the same triple in the same order and obtain a conclusion that is true in the actual world. For example, for the schema EA3 substituting the terms a , b , and c , with the triple *siameses*, *cats*, *felines* would result in the conclusions *No siamese are felines*, *no felines are siameses*, *some siameses are not felines*, *some felines are not siameses.*, which are all false in the real world. To obtain a syllogism in the schema EA3 which is true in the real world starting

siameses	cats	felines
labradors	dogs	canines
anguses	cows	mammals
chickadees	birds	winged animals
humans	animals	mortals
sedans	cars	vehicles
cruisers	warships	watercrafts
boeings	planes	aircrafts
daisies	flowers	plants
pinos	evergreens	trees

Figure 4: **Triples of Terms.** Ten triples of terms are used to create believable and unbelievable syllogisms. Each term represents a class of entities and the terms within each triple instantiate a hierarchy of increasing generality, from more specific to broader categories.

Valid Syllogisms				Invalid Syllogisms			
Syllogism	Premises	Conclusions	Accuracy	Syllogism	Premises	Conclusions	Accuracy
AA1	Aab, Abc	Aac, Iac, Ica	88	AA3	Aab, Acb	NVC	31
AA2	Aba, Acb	Aca, Iac, Ica	54	AI1	Aab, Ibc	NVC	16
AA4	Aba, Abc	Iac, Ica	16	AI3	Aab, Icb	NVC	37
AI2	Aba, Icb	Iac, Ica	90	AO1	Aab, Obc	NVC	14
AI4	Aba, Ibc	Iac, Ica	83	AO2	Aba, Ocb	NVC	17
AE1	Aab, Ebc	Eac, Eca, Oac, Oca	87	IA2	Iba, Acb	NVC	12
AE2	Aba, Ecb	Oac	1	IA3	Iab, Acb	NVC	28
AE3	Aab, Ecb	Eac, Eca, Oac, Oca	81	II1	Iab, Ibc	NVC	33
AE4	Aba, Ebc	Oac	8	II2	Iba, Icb	NVC	30
AO3	Aab, Ocb	Oca	40	II3	Iab, Icb	NVC	51
AO4	Aba, Obc	Oac	54	II4	Iba, Ibc	NVC	61
IA1	Iab, Abc	Iac, Ica	88	IO1	Iab, Obc	NVC	33
IA4	Iba, Abc	Iac, Ica	81	IO2	Iba, Ocb	NVC	49
IE1	Iab, Ebc	Oac	44	IO3	Iab, Ocb	NVC	53
IE2	Iba, Ecb	Oac	13	IO4	Iba, Obc	NVC	54
IE3	Iab, Ecb	Oac	20	EE1	Eab, Ebc	NVC	44
IE4	Iba, Ebc	Oac	28	EE2	Eba, Ecb	NVC	44
EA1	Eab, Abc	Oca	3	EE3	Eab, Ecb	NVC	76
EA2	Eba, Acb	Eac, Eca, Oac, Oca	78	EE4	Eba, Ebc	NVC	66
EA3	Eab, Acb	Eac, Eca, Oac, Oca	80	EO1	Eab, Obc	NVC	28
EA4	Eba, Abc	Oca	9	EO2	Eba, Ocb	NVC	47
EI1	Eab, Ibc	Oca	8	EO3	Eab, Ocb	NVC	49
EI2	Eba, Icb	Oca	37	EO4	Eba, Ocb	NVC	57
EI3	Eab, Icb	Oca	21	OA1	Oab, Abc	NVC	20
EI4	Eba, Ibc	Oca	15	OA2	Oba, Acb	NVC	13
OA3	Oab, Acb	Oac	36	OI1	Oab, Ibc	NVC	36
OA4	Oba, Abc	Oca	42	OI2	Oba, Icb	NVC	31
				OI3	Oab, Icb	NVC	49
				OI4	Oba, Ibc	NVC	47
				OE1	Oab, Ebc	NVC	37
				OE2	Oba, Ecb	NVC	51
				OE3	Oab, Ecb	NVC	47
				OE4	Oba, Ebc	NVC	49
				OO1	Oab, Obc	NVC	37
				OO2	Oba, Ocb	NVC	42
				OO3	Oab, Ocb	NVC	64
				OO4	Oba, Ocb	NVC	66

Table 5: **Valid and Invalid syllogistic schemas with their conclusions.** NVC stands for no valid conclusion. The table is divided into valid syllogisms (27) where there is at least one valid conclusion and invalid syllogisms (37) where there are no valid conclusions. The table is adapted from [Khemlani and Johnson-Laird \(2012\)](#). The accuracy scores on each schema are also based on [Khemlani and Johnson-Laird \(2012\)](#)

from the triple `siameses`, `cats`, `felines` we need to swap `siameses` with a term from another triple, e.g., `dogs`, and swap the order of the terms `cats` and `felines`, obtaining the new modified triple `dogs`, `felines`, `cats`. With this modified triple, we can now substitute it with the terms a , b , and c in the schema EA3 and obtain the premises `No dogs are felines` and `All cats are felines`. These premises are followed by the conclusions `No dogs are cats`, `no cats are dogs`, `some dogs are not cats`, `some cats are not dogs`. which are all true in the actual world.

We manually modified triples in this way to obtain the sets of believable and unbelievable syllogisms.

A.3 Syllogisms with 3 and 4 premises.

To build datasets of syllogisms with more than two premises we exploited the property of transitivity present in chains of A statements. In fact, given two terms a and b plus c_1, \dots, c_n auxiliary terms, we can construct arbitrarily long sequences of A premises from which we can derive Aab : $Aac_1, Ac_1c_2, \dots, Ac_{n-1}c_n, Ac_nb$ (for $n \geq 1$).

We built datasets with 3 and 4 premises by substituting A premises of schemas that contain at least one A premise with sequences of 2 and 3 A premises, respectively. Since these datasets are built to test models on longer inferences and not to check whether they suffer from biases derived from the semantic content on terms present in the syllogisms, we used pseudowords with no real meaning.

The following is an example of how a schema can be extended from the initial 2 premises to 3 and 4 premises. Let’s consider a syllogism from the schema AE1 with pseudoword terms, `All schluiev are cycleewn` as first premise, and `No cycleewn are tsaongly` as second premise. If we want to obtain a syllogism with 3 premises in total and with the same conclusion as AE1, we can substitute `All schluiev are cycleewn` with `All schluiev are gleows`, `All gleows are cycleewn`. From these 2 premises we can derive back `All schluiev are cycleewn`. Instead, If we want to obtain a syllogism with 4 premises in total and the same conclusion as AE1, we can substitute `All schluiev are cycleewn` with `All schluiev are gleows`, `All gleows are voost`, `All voost are cycleewn`. From these 3 premises we can derive back `All schluiev are cycleewn`.

B Implementational Details

B.1 Computational resources

All our experiments were carried out using a single server with three 24GB NVIDIA GPUs: 2 RTX A5000 and 1 Quadro P6000. The total computation time to fine-tune models and run all evaluations is approximately 72 hours.

B.2 Training

Supervised Fine-tuning. To fine-tune models we used the popular parameter-efficient method LoRA (Hu et al., 2021). We set the rank 32 and applied LoRA to the query and key attention matrices. We used no bias and set LoRA’s α to 16 and dropout to 0.05. To select the rank we compared the performance of different ranks (8, 16, 32) and found 32 to be the best value. We used AdamW as optimizer with a learning rate of $5e-4$. The other optimizer’s hyper-parameters are left in their default setting. We used a batch size of 2 with 32 gradient accumulation steps. Fine-tunings were performed using PyTorch and LoRA layers were created and added to the original models using the built-in methods from the libraries `transformers` and `peft`.

As fine-tuning objective, we minimize the cross-entropy loss on text sequences composed by the two premises, the list of options presented in random order, and the correct conclusions. At test time, fine-tuned models are prompted with the two premises plus the list of options in random order and have to complete the sequence generating conclusions.

Models are fine-tuned for 100 epochs and evaluate models’ performance at the end of each epoch using a small development set. This development set is built using the 64 schemas and pseudo-words that are unseen during training. The SFT models used in the main paper are the ones that obtained the best accuracy on this development set.

B.3 Inference

Text Generation Details. For all test sets and settings, we use greedy decoding to generate syllogism conclusions from LMs. We let LMs generate 20 tokens for each answer, which can correspond to 2 or 3 conclusions based on the terms appearing in the conclusions. Since it is possible to derive from 1 to 4 possible conclusions depending on which syllogism is considered (e.g. AE1 has four conclusions, OA1 has one, see Table 5), we set the number of generated tokens to an amount that can

You will be presented with premises together with eight possible conclusions and the option 'Nothing follows'.
 Write the conclusion that logically follows given the premises or 'Nothing follows' if none of the other conclusions logically follow.
 Read the passage of information thoroughly and select the correct answer from the available options.
 Read the premises thoroughly to ensure you know what the premise entails.

Figure 5: **Task instruction prompt.** We adapted our prompt from Eisape et al. (2024) and added the additional strings “Read the passage of information thoroughly and select the correct answer from the available options. Read the premises thoroughly to ensure you know what the premise entails.” to make the task requirements more explicit.

let models generate more than one conclusion. This choice was motivated by the fact that considering only most probable conclusion would limit a deeper understanding of how LMs complete the task. In fact, generating only one conclusion would prevent us from analyzing whether models contradict themselves (Table 4 center) or whether they follow the Atmosphere Theory (Table 4 right). For the ZS-CoT setting, we let pretrained LMs generate a reasoning chain of 50 tokens and instruction-tuned LMs a chain of 70 tokens. This was done since we observed that instruction-tuned models tend to be more verbose and need on average more tokens to complete their reasoning. For experiments where syllogisms with 3 and 4 premises were involved, we let all models generate 70 tokens.

Answer extraction. Since we frame the task as multiple-choice with LMs generating conclusions, we tried to constrain the generation to make models output only the desired answer and nothing else. For both the ICL settings, we added at the end of the prompt an additional string to elicit a direct answer by models. The additional prompt is “Given the premises I choose the following option(s):”. Instead, for the ZS-CoT setting we first conditioned the model to output a reasoning chain by adding the string “Let’s think this through, step by step” and then we extracted a final answer by adding the string “So, my final answer(s) is/are:” at the end of the reasoning chain. SFT models needed no additional prompts since they were fine-tuned on the task.

Weights Precision. Due to the limited computational resources we used 8-bit quantization for LLaMA-2-13B and 4-quantization for LLaMA-3-70B, for both pretrained and instruction-tuned models. For all other models, we used half-precision

inference.

B.4 Prompts

Figure 5 shows the task instruction prompt used for non-fine-tuned models (ZS-CoT, ICL_{in}, ICL_{out}). Instead, for models directly fine-tuned on the multiple-choice task (FT) no instruction prompt is used. We adapted our prompt from Eisape et al. (2024) and added the additional strings “Read the passage of information thoroughly and select the correct answer from the available options. Read the premises thoroughly to ensure you know what the premise entails.” to make the task requirements more explicit.

In addition to the task instruction prompt, the prompts in the ICL settings provide in-context examples to models. Figure 6 and Figure 7 show an example of these prompts for ICL_{out} and ICL_{in}, respectively. These in-context examples are in both settings built using pseudo-words, whereas they differ in how they relate to the test example: in ICL_{out} they are generated randomly making sure that they do not instantiate the schema in the test example; for ICL_{in} instead, they share the same schema with the test example.

The number of in-context examples in both settings is set to 5. This number of examples was chosen to provide enough diverse (ICL_{out}) or similar (ICL_{in}) examples to models while limiting the amount of computation required to process a larger input.

C Experimental Details

Task Accuracy The accuracies shown in Tables 1, 2, and 3 are computed by allowing models to generate conclusions and considering an answer successful when it contains at least one of the correct conclusions. As the in-depth analysis of model

		Believable			Unbelievable
		Acc	Valid	Invalid	Valid
PYTHIA	ZS-CoT	7.03	16.30	0.27	18.89
	ICL _{in}	13.44	27.41	3.24	26.67
	ICL _{out}	7.81	17.41	0.81	15.93
	SFT	78.59	62.59	90.27	63.33
LLAMA	ZS-CoT	27.34	63.70	0.81	57.04
	ICL _{in}	31.41	72.96	1.08	70.74
	ICL _{out}	24.69	58.15	0.27	50.74
	SFT	91.88	81.11	99.73	90.00

Table 6: **Top 1 Accuracy.** We compute the Top 1 Accuracy by retaining only the first generated answer as the prediction. The results are from the best run for each setting out of the three reported in the main paper.

consistency and the overlap with the Atmosphere heuristic show (see Table 4), Pythia and LLaMA in their different settings also generate incorrect answers. For this reason, we also show the Top 1 accuracy obtained by the models, computed by retaining only the first generated answer as the model prediction. The results are shown in Table 6 and are computed by selecting the best run for each setting out of the three reported in Table 2.

Correlation between humans and models Tables 1 and 2 show the correlation between the accuracies obtained by humans and models on valid syllogisms of the *believable* set. The human accuracies we used for each schema are taken from [Khemlani and Johnson-Laird \(2012\)](#) and can be seen in Table 5. Regarding the accuracies of LMs, the *believable* set has 10 instances of the same schema with different terms. Given this property of the set, it is straightforward to compute the accuracy of schemas appearing in them. After having obtained an accuracy for each valid schema, we then compute the Spearman correlation coefficient between humans and models.

A higher correlation means that models and humans struggle with the same schemas. This can be true even when models have on average a higher accuracy compared with humans. For example, LLaMA-3 70B has an accuracy of 58.89% on valid syllogisms whereas humans have an accuracy of 44.63%, but the correlation between the two is 0.80. This situation occurs if both models and humans find the same syllogisms *relatively* easier or harder, compared to their own average performance. In other words, the syllogisms that humans struggle with the most tend to also be challenging for models, and those that humans find easiest tend to be

		Content Effect	
		$U B$	$B U$
PYTHIA	ZS-CoT	35.31	52.45
	ICL _{out}	35.64	50.77
	ICL _{in}	34.64	48.44
	SFT	19.81	21.39
LLAMA	ZS-CoT	11.66	22.10
	ICL _{out}	20.95	38.94
	ICL _{in}	11.59	22.94
	SFT	1.06	4.28

Table 7: **Content Effect bias (Left):** We compute how often the model generates an unbelievable option while the ground truth conclusion is believable ($U|B$), and vice-versa ($B|U$). A higher percentage in the latter case signals a content effect bias.

easier for models too - even though the models get more answers right overall.

Analysis of Content Effect We report in Figure 8 the results of the statistical tests used to verify whether the performance differences for the content effect from Table 1 are significant. We employed the `scipy` implementation of the Chi-square test for independence of variables in a contingency table. This test uses Pearson’s chi-squared statistic with Yates’ continuity correction.

In addition to this statistical analysis, we show here the results of an additional experiment measuring the content effect in ZS-CoT, ICL_{in}, ICL_{out}, and SFT settings. A model suffering from content effect bias would prefer a believable conclusion over an unbelievable one. Hence, we check how often models generate believable conclusions when the correct one is unbelievable ($B|U$), and, conversely, how often models generate unbelievable conclusions when the correct one is believable ($U|B$). A model that suffers from content bias would produce $B|U > U|B$. Table 7 shows that all settings but SFT produce more $B|U$, strengthening the results of Table 2.

In order to compute $U|B$ and $B|U$ for each setting, we used LLaMA-3-inst 8B to annotate the generated conclusions. To verify the reliability of the model we manually annotated 441 conclusions with LLaMA-3-inst 8B obtaining 93.42% accuracy w.r.t human judgment.

		Completeness		
		% Inc	% Inc(I)	% Inc(E)
PYTHIA	ZS-CoT	83.46	78.62	90.45
	ICL _{out}	83.52	82.34	84.85
	ICL _{in}	81.20	78.69	83.67
	SFT	90.46	99.32	82.79
LLAMA	ZS-CoT	96.93	99.05	95.51
	ICL _{out}	72.93	96.08	69.54
	ICL _{in}	76.24	83.52	74.25
	SFT	43.14	61.36	29.31

Table 8: **Completeness.** Performance comparison of LLaMA and Pythia showing overall percentages of incomplete answers, as well as the percentage of incomplete answers for I and E conclusions. In this table lower is better.

D Inconsistency vs. Incompleteness

In this additional analysis, we explore a complementary aspect of the consistency of generated conclusions: completeness. While the main paper focuses on consistency, as we consider it a more fundamental property for testing syllogistic inference in LLMs, here we examine how well the models generate all relevant conclusions. Our reasoning is that even if a logical agent cannot produce every correct conclusion from a set of premises, it should at least ensure the conclusions it does generate are not contradictory.

As noted in the limitations section, we did not require the models to generate every possible conclusion from a given set of premises and then assess accuracy based on whether they correctly listed all and only valid conclusions (a stricter measure of performance). Instead, to gain insight into the completeness of the generated answers, we measured how often a model produced both a conclusion and its converse when the relationship between the terms was symmetrical. In syllogistic logic, there are two such conclusions: I (Some a are b) and E (No a are b).

Table 8 shows the proportion of incomplete answers across all responses provided by LLaMA-3 8B and Pythia 1.4B on the believable set. The table also breaks down the ratio of incomplete answers by conclusion type (I and E). Unlike consistency (see Table 4), where both models performed better, they generated significantly more incomplete answers, with LLaMA generally outperforming Pythia, except in the ZS-COT setting. Similar to consistency results, the two fine-tuned models showed differing patterns: Pythia produced fewer

complete answers (90.46% vs. 83.46%, 83.45%, 81.20%), while LLaMA provided more complete responses (43.14% vs. 96.93%, 72.93%, 76.24%). Interestingly, LLaMA’s ICL setting improved completeness (72.93%, 76.24% vs. 96.93%) while slightly reducing consistency (see Table 4).

Figure 9 presents a 2-D visualization of the percentages of inconsistent and incomplete answers provided by both models across all settings. The x-axis shows the percentage of inconsistent answers, while the y-axis represents the percentage of incomplete answers. Additionally, a color scale on the right indicates the distance from the origin, representing a complete and consistent model. This plot highlights the differences between LLaMA-3 8B and Pythia 1.4B models. For LLaMA-3 8B, the model is highly consistent in all settings, and most of the variance between settings is explained by increased answer completeness, which is positively correlated with accuracy. The settings are ranked in the same way (SFT > ICL > CoT) for both raw accuracy and completeness. In contrast, the variance between settings for Pythia 1.4B is primarily explained by inconsistency, which is negatively correlated with accuracy. In terms of raw accuracy, the model settings are ranked SFT > ICL > CoT, whereas for consistency, the ranking is CoT > ICL > SFT.

E Heuristics Theories of Syllogistic Reasoning

Among the theories of syllogistic reasoning proposed in the cognitive psychology literature, we report the proportion of mistakes predicted by the Atmosphere theory of syllogistic reasoning for valid and invalid syllogisms. The Atmosphere theory is among the theories of syllogistic reasoning proposed in the cognitive science literature that is based on heuristics. In addition to the proportion of mistakes predicted by the Atmosphere theory, we show here also the proportion of mistakes predicted by other popular theories of syllogistic reasoning based on heuristics and reviewed in [Khemplani and Johnson-Laird \(2012\)](#).

Atmosphere. The Atmosphere theory is derived from the hypothesis that reasoners are biased toward conclusions that fit the mood of the premises. This hypothesis was first proposed by [Woodworth and Sells \(1935\)](#) to account for human syllogistic reasoning. [Revlis \(1975\)](#) created a rule-based feature selection model that follows the Atmosphere

hypothesis. The model’s deductions are based on a feature-matching scheme that requires no understanding of the meaning of the two premises.

To determine which conclusions follow from two premises the model first extracts from the premises two binary features called *quantity* and *polarity*. Quantity is positive (+) if the premise is universal and negative (−) otherwise. Instead, polarity is positive (+) if the premise is affirmative and negative (−) otherwise. For instance, each syllogism with two AA premises is represented as (+, +)&(+, +), whereas each syllogism with two EO premises is represented as (+, −)&(−, −). Consequently, the representation of the conclusions is derived using two rules. *Rule 1*: If the two premises have the same sign on a feature, the same sign is also derived for that feature in the conclusion; *Rule 2*: If there are two different signs for a feature, the derived sign for that feature in the conclusion is minus. If we apply the rule to the previously introduced AA and EO pairs of premises, we can derive (+, +) from AA and (−, −) from EO. Since the theory makes no distinction in the order of the *a* and *c* terms in the conclusion, for every AA schema we can derive the conclusions Aac and Aca, whereas for every EO schema, we can derive the conclusions Oac and Oca (See the prediction of the Atmosphere theory for every schema in Table 9)

The main limit of the Atmosphere theory is that according to this heuristic, there are no syllogisms that are invalid, i.e. where no valid conclusion follows. This limits the explanatory power of the theory for human syllogistic reasoning since human subjects can correctly respond that “nothing follows” for certain invalid schemas. In addition, subjects can also fail to draw a valid conclusion that fits the atmosphere and wrongly respond that “nothing follows”.

Other Heuristics Theories of Syllogistic Reasoning. Other than the Atmosphere Theory, other three theories of syllogistic reasoning based on heuristics are discussed in [Khemlani and Johnson-Laird \(2012\)](#): *Matching*, *Illicit Conversion*, and *Probability Heuristics*. Table 11 shows the conclusions predicted by each theory.

Similar to the Atmosphere theory, the **Matching** theory ([Wetherick and Gilhooly, 1995](#)) is based on the hypothesis that individuals do not reason logically but exploit a pattern-matching strategy. This strategy involves selecting a conclusion that con-

Statement Representations		
A:	All A are C All C are A	(+, +)
E:	No A are C No C are A	(+, −)
I:	Some A are C Some C are A	(−, +)
O:	Some A are not C Some C are not A	(−, −)

	Premise pair	Conclusion
AA:	(+, +) & (+, +)	(+, +)
AE:	(+, +) & (+, −)	(+, −)
AI:	(+, +) & (−, +)	(−, +)
AO:	(+, +) & (−, −)	(−, −)
EI:	(+, −) & (−, +)	(−, −)
EO:	(+, −) & (−, −)	(−, −)
EE:	(+, −) & (+, −)	(+, −)
II:	(−, +) & (−, +)	(−, +)
IO:	(−, +) & (−, −)	(−, −)
OO:	(−, −) & (−, −)	(−, −)

Table 9: **Atmosphere Theory predictions.** Table adapted from [Revlis \(1975\)](#).

nects the end terms and aligns with the mood of the more conservative premise, which assumes fewer entities. The statement *No A are B* is the most conservative since it assumes no entities, whereas *All A are B* is the least conservative. The statements *Some A are B* and *Some A are not B* are equally conservative and fall between the two extremes. The Matching theory also never predicts that *nothing follows* for any combination of premises.

The **Illicit Conversion** theory is instead derived from the observation that human subjects often treat A and O statements as symmetric, making invalid conversions from *All X are Y* to *All Y are X* and from *Some X are not Y* to *Some Y are not X*, and vice-versa. A possible explanation for this behavior is that such conversions frequently yield true conclusions in daily life, even though they are not logically valid. This idea was first proposed by [Chapman and Chapman \(1959\)](#) and then [Revlis \(1975\)](#) translated it into a model of syllogistic reasoning.

The **Probability Heuristics** theory was proposed by [Chater and Oaksford \(1999\)](#) and is based on a probability heuristics model (PHM) of syllogisms. This model is built on the assumptions that a) the fallacious reasoning of everyday life should find an account in theories and b) formal logic does not explain how deductive tasks are performed in the psychological laboratory. The solution is that the appropriate theory should be not rooted in logic but in probability theory. The model substitutes the notion of logical validity with the one of probabilistic validity (probabilistically valid statements

are called “*p-valid*”), which is based on the conditional probability of one end term given the other. In this model, the probability of a conclusion depends on the probabilities of each premise, and the figure of the syllogism. According to [Chater and Oaksford](#), individuals do not compute *p-validity* in their mind but exploit simpler heuristics based on the notion of “*p-entailments*”. In fact, these heuristics converge on *p-valid* conclusions without requiring an explicit computation of *p-validity*.

Proportion of Answers predicted by heuristic theories. In Table 9 (left) we reported the proportion of incorrect conclusions produced by the model that are predicted by the atmosphere theory, for both valid and invalid syllogisms. We show in Figure 10 an extension of this analysis to the theories of Illicit Conversion, Matching, and Probability Heuristics. In the main paper, we focused on the Atmosphere theory since it turns out to be the most insightful. In fact, it is the only theory that can explain a high proportion of correct valid conclusions (92%) as well as mistakes in invalid (82.97%) and valid (62.79%) schemas for a model (LLaMA-3 8B ZS-CoT). Although we show the prediction for both correct and incorrect conclusions, it should be noted that the models’ error rates (and, conversely, the accuracies) can be rather different, e.g., LLaMA SFT generates wrong conclusions on valid syllogisms in only 48/329 conclusions, while LLaMA ZS-CoT does so in 86/268 conclusions.

Another noticeable pattern is that for both SFT models the Conversion theory can predict 58.33% (LLaMA-3) and 50.70% (Pythia) of mistakes on valid syllogisms. However, the theory is not as good at predicting the mistakes of these models on invalid syllogism and their correct conclusions on valid ones. Thus, further analysis would be required to understand whether the models are indeed following the Conversion heuristics or not.

To better contextualize these results, we show in Table 10 the percentages of ground truth conclusions that are also predicted by these heuristics. A noticeable pattern is that all these heuristics, except for the Conversion theory, fail to capture that “Nothing follows” from invalid syllogisms, whereas on valid syllogisms the best can predict only 62.50% of correct conclusions (Atmosphere theory).

F Example Mistakes

We show in Figure 11 a mistake done by the LLaMA-3 8B ICL_{in}. Even though the model is

Heuristic	Valid (%)	Invalid (%)
Atmosphere	62.50	0.00
Matching	45.83	0.00
Conversion	33.33	86.11
PHM	60.42	0.00

Table 10: **Proportion of ground truth answers predicted by each heuristic.** The percentages show how many of the correct conclusions for a set of premises are predicted by the heuristics, for both valid and invalid syllogisms.

shown examples of the same schema where the given answer is *nothing follows*, the model still generates a different conclusion.

Instead, we show in Figure 12 a mistake by LLaMA-3 8B in the ZS-CoT setting. The correct conclusion in this example would be *nothing follows* but the model produces three wrong ones.

Syllogism	Atmosphere	Matching	Conversion	PHM
Valid				
AA1	Aac, Aca	Aac, Aca	Aac, Aca	Aac, Aca, Iac, Ica
AA2	Aac, Aca	Aac, Aca	Aac, Aca	Aac, Aca, Iac, Ica
AA4	Aac, Aca	Aac, Aca	Aac, Aca	Aac, Aca, Iac, Ica
AI2	Iac, Ica	Iac, Ica, Oac, Oca	Iac, Ica	Ica, Oca
AI4	Iac, Ica	Iac, Ica, Oac, Oca	Iac, Ica	Iac, Oac
AE1	Eac, Eca	Eac, Eca	Eac, Eca	Eac, Oac
AE2	Eac, Eca	Eac, Eca	Eac, Eca	Eca, Oca
AE3	Eac, Eca	Eac, Eca	Eac, Eca	Eca, Oca
AE4	Eac, Eca	Eac, Eca	Eac, Eca	Eac, Oac
AO3	Oac, Oca	Iac, Ica, Oac, Oca	Oac, Oca	Oca, Ica
AO4	Oac, Oca	Iac, Ica, Oac, Oca	Oac, Oca	Oac, Iac
IA1	Iac, Ica	Iac, Ica, Oac, Oca	NVC	Iac, Oac
IA4	Iac, Ica	Iac, Ica, Oac, Oca	NVC	Ica, Oca
IE1	Oac, Oca	Eac, Eca	Oac, Oca	Eac, Oca
IE2	Oac, Oca	Eac, Eca	Oac, Oca	Eca, Oca
IE3	Oac, Oca	Eac, Eca	Oac, Oca	Eca, Oca
IE4	Oac, Oca	Eac, Eca	Oac, Oca	Eac, Oac
EA1	Eac, Eca	Eac, Eca	NVC	Eac, Oac
EA2	Eac, Eca	Eac, Eca	NVC	Eca, Oca
EA3	Eac, Eca	Eac, Eca	NVC	Eca, Oca
EA4	Eac, Eca	Eac, Eca	NVC	Eac, Oac
EI1	Oac, Oca	Eac, Eca	NVC	Eac, Oca
EI2	Oac, Oca	Eac, Eca	NVC	Eac, Oac
EI3	Oac, Oca	Eac, Eca	NVC	Eac, Oca
EI4	Oac, Oca	Eac, Eca	NVC	Eac, Oac
OA3	Oac, Oca	Iac, Ica, Oac, Oca	NVC	Eca, Oca
OA4	Oac, Oca	Iac, Ica, Oac, Oca	NVC	Oac, Iac
Invalid				
AA3	Aac, Aca	Aac, Aca	Aac, Aca	Aac, Aca, Iac, Ica
AI1	Iac, Ica	Iac, Ica, Oac, Oca	Iac, Ica	Iac, Oac
AI3	Iac, Ica	Iac, Ica, Oac, Oca	Iac, Ica	Ica, Oca
AO1	Oac, Oca	Iac, Ica, Oac, Oca	Oac, Oca	Oac, Iac
AO2	Oac, Oca	Iac, Ica, Oac, Oca	Oac, Oca	Oca, Ica
IA2	Iac, Ica	Iac, Ica, Oac, Oca	NVC	Ica, Oca
IA3	Iac, Ica	Iac, Ica, Oac, Oca	NVC	Iac, Oac
II1	Iac, Ica	Iac, Ica, Oac, Oca	NVC	Iac, Ica, Oac, Oca
II2	Iac, Ica	Iac, Ica, Oac, Oca	NVC	Iac, Ica, Oac, Oca
II3	Iac, Ica	Iac, Ica, Oac, Oca	NVC	Iac, Ica, Oac, Oca
II4	Iac, Ica	Iac, Ica, Oac, Oca	NVC	Iac, Ica, Oac, Oca
IO1	Oac, Oca	Iac, Ica, Oac, Oca	NVC	Oac, Iac
IO2	Oac, Oca	Iac, Ica, Oac, Oca	NVC	Oca, Ica
IO3	Oac, Oca	Iac, Ica, Oac, Oca	NVC	Oca, Ica
IO4	Oac, Oca	Iac, Ica, Oac, Oca	NVC	Oac, Iac
EE1	Eac, Eca	Eac, Eca	NVC	Eac, Eca, Oac, Oca
EE2	Eac, Eca	Eac, Eca	NVC	Eac, Eca, Oac, Oca
EE3	Eac, Eca	Eac, Eca	NVC	Eac, Eca, Oac, Oca
EE4	Eac, Eca	Eac, Eca	NVC	Eac, Eca, Oac, Oca
EO1	Oac, Oca	Eac, Eca	NVC	Oac, Iac
EO2	Oac, Oca	Eac, Eca	NVC	Oca, Ica
EO3	Oac, Oca	Eac, Eca	NVC	Oca, Ica
EO4	Oac, Oca	Eac, Eca	NVC	Oac, Iac
OA1	Oac, Oca	Eac, Eca	NVC	Oac, Iac
OA2	Oac, Oca	Eac, Eca	NVC	Oca, Ica
OI1	Oac, Oca	Eac, Eca	NVC	Oca, Ica
OI2	Oac, Oca	Eac, Eca	NVC	Oac, Iac
OI3	Oac, Oca	Eac, Eca	NVC	Oca, Ica
OI4	Oac, Oca	Eac, Eca	NVC	Oac, Iac
OE1	Oac, Oca	Eac, Eca	NVC	Oca, Ica
OE2	Oac, Oca	Eac, Eca	NVC	Oca, Ica
OE3	Oac, Oca	Eac, Eca	NVC	Oac, Iac
OE4	Oac, Oca	Eac, Eca	NVC	Oca, Ica
OO1	Oac, Oca	Eac, Eca	NVC	Oac, Iac
OO2	Oac, Oca	Eac, Eca	NVC	Oca, Ica
OO3	Oac, Oca	Eac, Eca	NVC	Oca, Ica
OO4	Oac, Oca	Eac, Eca	NVC	Oac, Oca, Iac, Ica

Table 11: Predicted conclusions for all heuristic theories. Table adapted from [Khemlani and Johnson-Laird \(2012\)](#).

INSTRUCTION

You will be presented with premises together with eight possible conclusions and the option 'Nothing follows'. Write the conclusion that logically follows given the premises or 'Nothing follows' if none of the other conclusions logically follow. Read the passage of information thoroughly and select the correct answer from the available options. Read the premises thoroughly to ensure you know what the premise entails.

CONTEXT

Use the examples in the following context to better answer the test examples:

Syllogism:

Premise 1: Some qeabs are mcclaiands. Premise 2: Some khoists are not mcclaiands.

<shuffled-options>

Answer: Nothing follows.

Syllogism:

Premise 1: Some ghuists are not cziaords. Premise 2: No synaarg are cziaords.

<shuffled-options>

Answer: Nothing follows.

Syllogism:

Premise 1: All klaabs are frugh. Premise 2: Some klaabs are khusch.

<shuffled-options>

Answer: Some khusch are frugh or some frugh are khusch.

Syllogism:

Premise 1: Some schwiong are not wuolls. Premise 2: Some wuolls are psycheift.

<shuffled-options>

Answer: Nothing follows.

Syllogism:

Premise 1: Some sneitt are not mcduiends. Premise 2: All sneitt are schriant.

<shuffled-options>

Answer: Some schriant are not mcduiends.

TEST

Complete the following test example:

Syllogism:

Premise 1: All siameses are cats. Premise 2: All cats are felines.

Options: All felines are siameses. Nothing follows. Some siameses are not felines. Some felines are not siameses.

No felines are siameses. All siameses are felines. Some siameses are felines. No siameses are felines. Some felines are siameses.

Answer:

Figure 6: **ICL_{out} Prompt**. Example of a prompt used in the ICL_{out} setting. First, a **task instruction** is presented to the model. The task instruction is then followed by 5 randomly chosen **in-context demonstrations** where pseudo-words are used in place of variables. These demonstrations have a different schema compared with the one in the test syllogism. Finally, the **test example** is presented to the model which starts generating an answer after the string "Answer:". In the above example, the nine options for each in-context example are substituted with the special token <shuffled-options> for ease of presentation.

INSTRUCTION

You will be presented with premises together with eight possible conclusions and the option 'Nothing follows'. Write the conclusion that logically follows given the premises or 'Nothing follows' if none of the other conclusions logically follow. Read the passage of information thoroughly and select the correct answer from the available options. Read the premises thoroughly to ensure you know what the premise entails.

CONTEXT

Use the examples in the following context to better answer the test examples:

Syllogism:

Premise 1: All shucts are gloogy. Premise 2: All gloogy are kriurs.

<shuffled-options>

Answer: All shucts are kriurs or some shucts are kriurs or some kriurs are shucts.

Syllogism:

Premise 1: All diks are kheaunk. Premise 2: All kheaunk are chrusk.

<shuffled-options>

Answer: All diks are chrusk or some chrusk are diks or some diks are chrusk.

Syllogism:

Premise 1: All syniaock are mieg. Premise 2: All mieg are mcecaubs.

<shuffled-options>

Answer: All syniaock are mcecaubs or some syniaock are mcecaubs or some mcecaubs are syniaock.

Syllogism:

Premise 1: All greedy are wuays. Premise 2: All wuays are gaix.

<shuffled-options>

Answer: All greedy are gaix or some greedy are gaix or some gaix are greedy.

Syllogism:

Premise 1: All bliodly are sqauecks. Premise 2: All sqauecks are raills.

<shuffled-options>

Answer: All bliodly are raills or some bliodly are raills or some raills are bliodly.

TEST

Complete the following test example:

Syllogism:

Premise 1: All siameses are cats. Premise 2: All cats are felines.

Options: All felines are siameses. Nothing follows. Some siameses are not felines. Some felines are not siameses.

No felines are siameses. All siameses are felines. Some siameses are felines. No siameses are felines. Some felines are siameses.

Answer:

Figure 7: **ICL_{in} Prompt**. Example of a prompt used in the ICL_{in}. First, a **task instruction** is presented to the model. The task instruction is then followed by 5 **in-context demonstrations** with the same schema as in the test example. Finally, the **test example** is presented to the model which starts generating an answer after the string "Answer:". In the above example, the nine options for each in-context example are substituted with the special token <shuffled-options> for ease of presentation

```

Model = Pythia-410m ZS-CoT
Chi2ContingencyResult(statistic=14.873055096703723, pvalue=0.0001149938780098664)
-----
Model = Pythia-1.4b ZS-CoT
Chi2ContingencyResult(statistic=16.350086405529954, pvalue=5.2653761795926714e-05)
-----
Model = Pythia-1.4b-inst ZS-CoT
Chi2ContingencyResult(statistic=3.165607471642114, pvalue=0.07520445305969646)
-----
Model = LLaMA-2-7b ZS-CoT
Chi2ContingencyResult(statistic=7.5190363254790284, pvalue=0.006105033164160392)
-----
Model = LLaMA-2-7b-inst ZS-CoT
Chi2ContingencyResult(statistic=4.960820079045012, pvalue=0.025927908402362955)
-----
Model = LLaMA-3-8b ZS-CoT
Chi2ContingencyResult(statistic=56.46000408579284, pvalue=5.735318178968731e-14)
-----
Model = LLaMA-3-8b-inst ZS-CoT
Chi2ContingencyResult(statistic=10.971440167613185, pvalue=0.0009252682471435516)
-----
Model = LLaMA-2-13b-inst ZS-CoT
Chi2ContingencyResult(statistic=3.526586806219621, pvalue=0.06039199045039202)
-----
Model = LLaMA-2-13b ZS-CoT
Chi2ContingencyResult(statistic=8.421110081393362, pvalue=0.0037088927983768287)
-----
Model = LLaMA-3-70b ZS-CoT
Chi2ContingencyResult(statistic=18.913635546267557, pvalue=1.3677157369857471e-05)
-----
Model = LLaMA-3-70b-inst ZS-CoT
Chi2ContingencyResult(statistic=66.95558625735384, pvalue=2.7769339312113967e-16)
-----

```

Figure 8: Results of χ^2 's Test on Content Effect. We employed a significance level of 0.05.

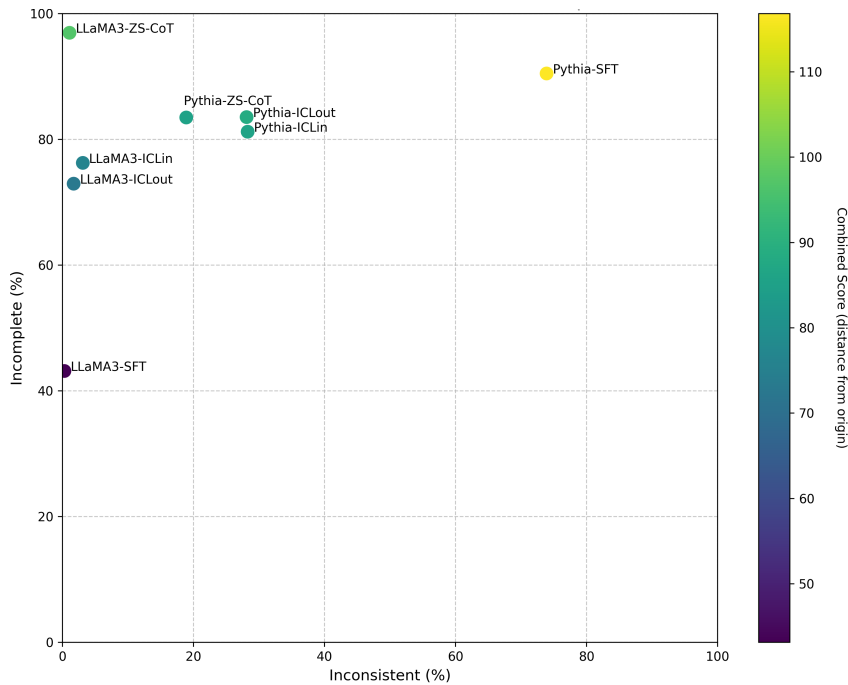


Figure 9: **Incompleteness vs. Inconsistency.** Plot of inconsistent and incomplete answers provided by the LLaMA-3 8B and Pythia 1.4B in all settings. The x-axis measures the percentage of inconsistent answers, while the y-axis measures the percentage of incomplete answers. A color scale on the right indicate the distance from the origin, which represents a model that is both complete and consistent.

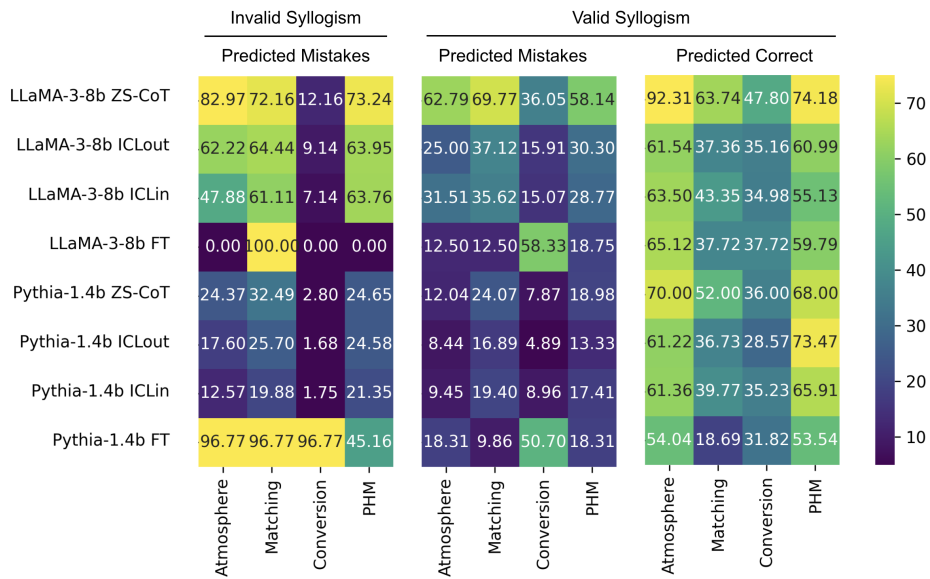


Figure 10: **Heuristics predictions.** Proportion of mistakes and correct conclusions generated by models that are predicted by heuristic theories.

INPUT:
 You will be presented with premises together with eight possible conclusions and the option 'Nothing follows'. Write the conclusion that logically follows given the premises or 'Nothing follows' if none of the other conclusions logically follow. Read the passage of information thoroughly and select the correct answer from the available options. Read the premises thoroughly to ensure you know what the premise entails.

Use the examples in the following context to better answer the test examples:

Syllogism:
 Premise 1: All raiahl are mcaiamp. Premise 2: All meek are mcaiamp.
 <shuffled-options>
 Answer: Nothing follows.

...

Syllogism:
 Premise 1: All floungs are theauft. Premise 2: All schwiisly are theauft.
 <shuffled-options>
 Answer: Nothing follows.

Complete the following test example:
 Syllogism:
 Premise 1: All siameses are felines. Premise 2: All cats are felines.
 <shuffled-options>
 Answer: Given the premises I choose the following option(s):

GENERATED TEXT:
 Some cats are siameses.

Figure 11: **ICL_{in} Mistake.** The example is taken from LLaMA-3 8B. In the above example, the nine options for each in-context example are substituted with the special token <shuffled-options> for ease of presentation. The in-context examples are highlighted.

INPUT:

You will be presented with premises together with eight possible conclusions and the option 'Nothing follows'. Write the conclusion that logically follows given the premises or 'Nothing follows' if none of the other conclusions logically follow. Read the passage of information thoroughly and select the correct answer from the available options. Read the premises thoroughly to ensure you know what the premise entails.

Complete the following test example:

Syllogism:

Premise 1: All chickadees are winged animals. Premise 2: All birds are winged animals.

Options: Some birds are not chickadees. No chickadees are birds. Some birds are chickadees. All birds are chickadees. Some chickadees are birds. Some chickadees are not birds. Nothing follows. All chickadees are birds. No birds are chickadees.

Answer: Let's think this through, step by step.

GENERATED TEXT:

We know that all chickadees are winged animals. We also know that all birds are winged animals. So, we know that all chickadees are winged animals and all birds are winged animals. So, my final answer(s) is/are: All chickadees are birds. All birds are chickadees. Some birds are chickadees.

Figure 12: **ZS-CoT Mistake.** The example is taken from LLaMA-3 8B. In the above example, the nine options for each in-context example are substituted with the special token <shuffled-options> for ease of presentation.