
VideoVista: A Versatile Benchmark for Video Understanding and Reasoning

Yunxin Li¹ Xinyu Chen¹ Baotian Hu¹ Longyue Wang Haoyuan Shi¹ Min Zhang¹

¹ Harbin Institute of Technology, Shenzhen

liyunxin987@163.com, vincentwang0229@gmail.com
{hubaotian, zhangmin2021}@hit.edu.cn

Abstract

Despite significant breakthroughs in video analysis driven by the rapid development of large multimodal models (LMMs), there remains a lack of a versatile evaluation benchmark to comprehensively assess these models' performance in video understanding and reasoning. To address this, we present *VideoVista*, a video QA benchmark that integrates challenges across diverse content categories, durations, and abilities. Specifically, VideoVista comprises 25,000 questions derived from 3,400 videos spanning 14 categories (e.g., Howto, Film, and Entertainment) with durations ranging from a few seconds to over 10 minutes. Besides, it encompasses 19 types of understanding tasks (e.g., anomaly detection, interaction understanding) and 8 reasoning tasks (e.g., logical reasoning, causal reasoning). To achieve this, we present an *automatic data construction framework*, leveraging powerful GPT-4o alongside advanced analysis tools (e.g., video splitting, object segmenting, and tracking). We also utilize this framework to construct *training data* to enhance the capabilities of video-related LMMs (Video-LMMs). Through a comprehensive and quantitative evaluation of cutting-edge models, we reveal that: 1) Video-LMMs face difficulties in fine-grained video tasks involving temporal location, object tracking, and anomaly detection; 2) Video-LMMs present inferior logical and relation reasoning abilities; 3) Open-source Video-LMMs' performance is significantly lower than GPT-4o and Gemini-1.5, lagging by 20 points. This highlights the crucial role VideoVista will play in advancing LMMs that can accurately understand videos and perform precise reasoning.

1 Introduction

With the burgeoning growth of online video platforms and the escalating volume of video content, the demand for proficient video analysis tools has intensified markedly. Recently, large language models (LLMs) [5, 33, 41] have shown remarkable capabilities in language and multimodal tasks, which are often used to build general large multimodal models (LMMs) [50], particularly promoting the development of open-source visual-language LMMs such as LLaVA [24], BLIP-2 [14], and Mini-GPT4 [57]. Building on these advancements, there is a growing trend toward incorporating LLMs into the field of video information processing [19], and some researchers have introduced promising video-related LMMs (Video-LMMs), e.g., Video-LLaMA [54], VideoChat [15], and Video-LLaVA [22]. These video models aim to enhance user interface and video content through intelligent question-and-answer (QA) sessions, like ChatGPT [33] and Gemini [40]. By leveraging the advanced language understanding capabilities of LLMs, these models can provide detailed explanations, context-aware responses, and interactive engagement with video content.

A natural and significant research question is *how to comprehensively assess these Video-LLMs' understanding and reasoning capability*, which will guide their future enhancements. However,

Category	Size
Task Classes	27
- Understanding	19
- Reasoning	8
Video Sources	894
- Categories	14
- Video Clips	3,402
- Maximum Duration	919s
- Average Duration	131s
Maximum Question Length	62
Maximum Option Length	142
Maximum Choice Number	5
Average Question Length	13.55
Average Option Length	8.55
Average Choice Number	4
Total Samples	24,906
Total Questions	24,906

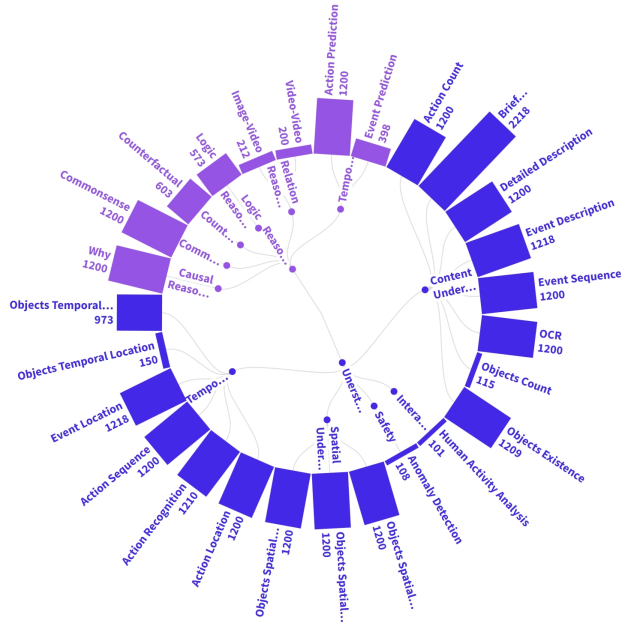


Figure 1: Comprehensive statistics from different perspectives (left) and detailed sample counts for each *Task Class* (right) in the VideoVista dataset.

current Video-LMMs are primarily tested on specific video QA tasks such as ActivityNet [51], WildQA [2], and MSRVT-QA [48]. These benchmark datasets mainly consist of *short video clips* in *limited scenes* such as TV shows, cooking demonstrations, and simulated motion traces, focusing on understanding but *paying less attention to reasoning*. Although MVBench [16] collects existing task-specific videos to build a diverse benchmark, it focuses on short video understanding with temporal reasoning and restricted video sources. These limitations hinder assessing Video-LMMs’ performance on challenging long videos, diverse video categories, and various video reasoning tasks.

To address this issue, we present a comprehensive video QA benchmark dataset named *VideoVista*, encompassing challenges across diverse content categories, durations, and abilities (as shown in Figure 1). We propose a task taxonomy to guide the development of VideoVista: 1) We collect *14 categories* of videos to check the general understanding capability of models, which covers Science and Technology, Sports, Entertainment etc. 2) We construct videos of *varying lengths*, ranging from a few seconds to over 10 minutes, to assess the accuracy of models in processing both short- and long-term videos; 3) We introduce *19 types of understanding tasks* such as Event Location and Anomaly Detection etc.; and *8 types of Reasoning tasks* such as Relation Reasoning (Image/Video-Video Relation) etc. To achieve this, we download 894 complete videos from YouTube¹ and split them into clips of diverse duration using a specialized video splitting technique. While formulating questions to test various abilities, we present an automatic data construction framework that leverages the powerful GPT-4 model alongside advanced video analysis methods including video splitting, object segmentation, and tracking. For challenging understanding and reasoning questions such as Object Count, Anomaly Detection, and Logical Reasoning, we manually verify the quality of the question-answer pairs and filter out incorrect examples to ensure the overall quality of the dataset. Totally, VideoVista comprises 3,402 videos, with about 25,000 questions to evaluate the total of 11 ability aspects (27 tasks) of Video-LMMs.

To better understand challenges posed by VideoVista, We conduct extensive evaluations and analyses on *10 cutting-edge Video-LMMs*. Experimental results reveal that: 1) Video-LMMs face difficulties in handling long videos and some fine-grained video understanding tasks, e.g., temporal location and anomaly detection; 2) Video-LMMs present inferior logical and relation reasoning abilities, especially for Video-Video relations inference; 3) Open-source Video-LMMs’ performance is significantly lower than GPT-4o and Gemini-1.5. There are three **main contributions** in this work:

¹<https://www.youtube.com>.

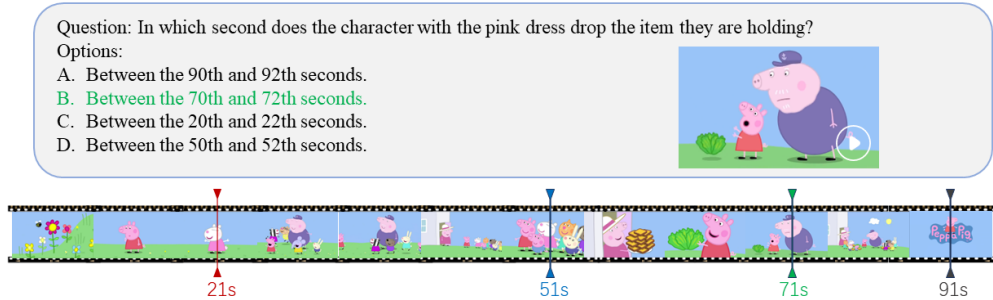


Figure 2: An example of *Action Location* task from the *Film & Animation* category, demonstrating *Temporal Understanding Ability* in the VideoVista dataset. The ground-truth answer is highlighted in green. This video clip starts approximately at 57:55 of the original video (https://www.youtube.com/watch?v=dZr7oAB_fc0). Examples of all tasks are detailed in the Appendix §A.6.

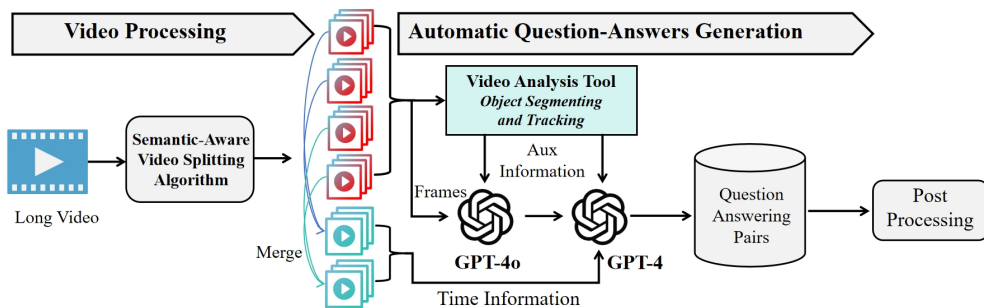


Figure 3: The overview of the construction process of VideoVista.

- We build and release a versatile video QA benchmark comprising 14 categories, 3~900s durations, and 27 types of tasks for thoroughly assessing the capabilities of Video-LMMs.²
- We develop an automatic video annotation framework that facilitates the efficient creation of large-scale training and evaluation VideoQA datasets, as described in Sections 2.1 and 2.2.
- Our extensive analyses identify three principal shortcomings (understanding, reasoning, and comprehensive abilities) of the current Video-LMMs, highlighting areas for future enhancement.

2 VideoVista Benchmark

Figure 2 shows an example from our VideoVista dataset. The construction process is shown in Figure 3. We split long videos into clips, merge adjacent clips into videos of varying lengths, annotate each clip using GPT-4o, and use the GPT-4 model to convert these annotations into question-answer pairs for the merged videos. To construct a versatile benchmark, we follow these guidelines: 1) include diverse video categories; 2) ensure varying video durations, from a few seconds to over 10 minutes; 3) incorporate comprehensive video understanding and reasoning tasks. Section 2.1 provides a comprehensive walkthrough of the video splitting and merging procedures, while Section 2.2 delves into the meticulous process of annotating video clips and converting these annotations into the final question-answer pairs. Section 2.3 shows the statistics and companions of VideoVista.

2.1 Video Processing

Firstly, we randomly select 894 videos covering 14 categories from the test set of the Panda-70M dataset [3]. Then we followed the Semantics-aware Video Splitting Algorithm presented in the Panda-70M dataset to split a whole video into several short clips with consistent semantics. How-

²Dataset is available at <https://github.com/HITsz-TMG/UMOE-Scaling-Unified-Multimodal-LLMs/tree/master/VideoVista>.

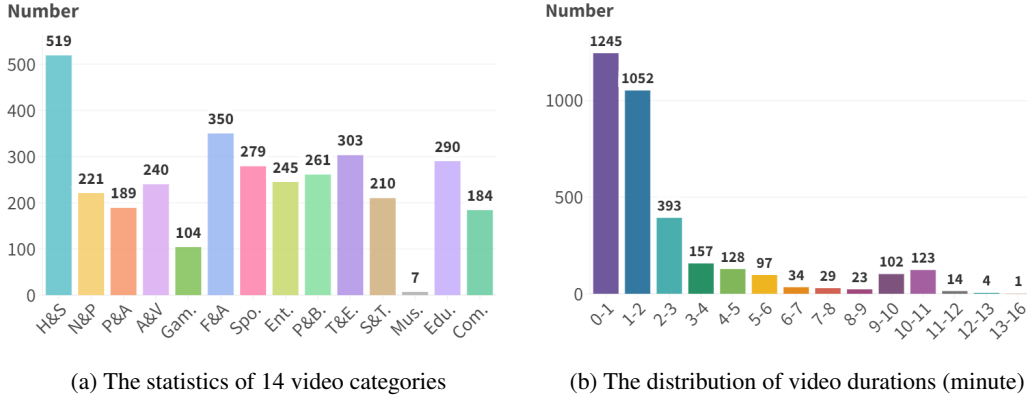


Figure 4: An illustration of video categories and durations in VideoVista. (a) shows the number of videos each category contains and (b) presents the duration distribution of all videos. The category in (a) use abbreviations: Howto & Style (**H&S**), News & Politics (**N&P**), Pets & Animals (**P&A**), Autos & Vehicles (**A&V**), Gaming (**Gam.**), Film & Animation (**F&A**), Sports (**Spo.**), Entertainment (**ENT.**), People & Blogs (**P&B**), Travel & Events (**T&E**), Comedy (**Com.**), Science & Technology (**S&T**), Education (**Edu.**), Music (**Mus.**)

ever, some of these split video clips are still long (several minutes) with fixed lenses, which makes it difficult to annotate with video analysis tools.

To address this issue, we use CLIP [49] to split lengthy video clips. Specifically, we extract one frame per second and use CLIP to obtain frame features. Starting with the 0th frame, we calculate cosine similarity to identify the most deviating frame among the next 39 frames as the i th frame. This can create a sub-clip of less than 40 seconds from the 0th to the $(i - 1)$ th frame. We will continue this process from the i th frame until all sub-clips are shorter than 40 seconds.

Finally, we randomly merge these foundational video clips to form videos with varying lengths. We mainly merge short clips into long videos with four time intervals: less than 1 minute, 1-2 minutes, 2-5 minutes, 5-10 minutes, and over 10 minutes. During the merging process, we ensure that each video clip is merged only once within the same time interval to retain the diversity of video content. By doing so, we gain 3402 videos ranging from a few seconds to over 10 minutes. The detailed categories and durations of all videos are shown in Figure 4.

2.2 Automatic QA Generation

With the guidance of task construction shown in Figure 1, we annotate video clips and generate the video QA pairs from the following perspectives.

Action: Firstly, we employ GPT-4o to annotate actions for each short clip, which receives video frames, titles, categories, and audio transcripts (extracted by Whisper [37]). While inputting video frames, we create composite images from four frames each, with a maximum of ten images per video clip (covering clips up to 40 seconds). The output format of GPT-4o is triplets of (*Time, Subject, Action*) and it can output multiple triplets possible per clip to capture different actions by different subjects at various times.

Event: Secondly, we use additional objects with bounding boxes and previously annotated action triplets alongside the above inputs (Action) to annotate video events. Objects with bounding boxes identified and detected by Segment Anything [11] and Recognize Anything [56], provide appearing times and regions of objects in a video. We require GPT-4o to produce detailed event descriptions.

Objects: Thirdly, we leverage GPT-4 to directly generate question-and-answer pairs about objects in a video clip. The input for this stage comprises video frames, titles, categories, and objects with bounding boxes. Using this information, we instruct the model to select and generate three suitable types of QA pairs based on the inputs, from a predefined set of eight object-relevant tasks.

Table 1: The comparison of various benchmarks involves several key aspects: total number of videos (**#Videos**), number of clips (**#Clips**), average video duration (**Len.**), number of QA pairs (**#QA Pairs**), annotation method (**Anno.**, where M/A indicates manual/automatic), whether the videos span multiple duration levels (**Multi.**), if the videos are sourced from diverse open domains (**Open.**), and whether subtitles are provided alongside audio information (**S.A.**).

Benchmarks	#Videos	#Clips	Len.(s)	#QA Pairs	Anno.	Multi.	Open.	S.A.
MSRVTT-QA	2,990	2,990	15.2	72,821	A	✗	✓	✗
MSVD-QA	504	504	9.8	13,157	A	✗	✓	✗
TGIF-QA [9]	9,575	9,575	3.0	8,506	A&M	✗	✓	✗
ActivityNet-QA [51]	800	800	111.4	8,000	M	✗	✗	✗
TVQA [12]	2,179	15,253	11.2	15,253	M	✗	✗	✗
How2QA	1,166	2,852	15.3	2,852	M	✗	✓	✗
STAR	914	7,098	11.9	7,098	A	✗	✓	✗
NExT-QA [45]	1,000	1,000	39.5	8,564	A	✗	✓	✗
MVBench [16]	3,641	3,641	16.0	4,000	A	✗	✓	✗
Video-Bench [32]	5,917	5,917	56.0	17,036	A&M	✗	✓	✗
EgoSchema [30]	5,063	5,063	180.0	5,063	A&M	✗	✗	✗
AutoEval-Video [4]	327	327	14.6	327	M	✗	✓	✗
TempCompass [26]	410	500	11.4	7,540	A&M	✗	✓	✗
Video-MME [7]	900	900	1024.0	2,700	M	✓	✓	✓
VideoVista	894	3,402	131.0	24,906	A	✓	✓	✓

Reasoning: We instruct the GPT-4 model to generate reasoning QA pairs based on the input video clip from predefined reasoning task types, descriptions, and reference examples. The input information for this stage includes frames, video titles, video categories, and audio transcripts.

Long Video Annotation: After annotating the foundational video clips, we create QA pairs for the merged videos. We first adjust time and transform annotations of short clips into merged video annotations. Based on these, GPT-4 generates Action and Event relevant QA pairs, specifically incorporating annotations from subsequent clips for prediction tasks. For the Objects and Reasoning tasks, we merge the QA pairs of short video clips to form new QA pairs of merged video clips. In particular, we provide GPT-4 with instructions to adjust time, merge similar questions, and add time intervals in answers. However, this process sometimes results in incorrect or biased answers because of GPT-4’s instability, so we perform human filtering for task types with high error rates. Additionally, we also use a template-based construction method for Relation Reasoning and Anomaly Detection. For video-video relation task, the candidates contain four predefined relationships (before, after, in, and none) between two videos. When merging videos, we can determine the relationship between any two videos and effectively construct relation-inferring questions through templates with fixed questions and candidates. For anomaly detection, the candidates include four risk types (hate and fairness, sexual, violence, and self-harm) from the content safety of Azure OpenAI Service.

Human Filtering: Upon reviewing QAs generated by GPT-4, we discovered obvious shortcomings in Object Count questions. Specifically, GPT-4o tended to focus solely on individuals in the centre of the frame, disregarding those in the background. Consequently, we implemented human filtering for the Object Count task. Additionally, errors were detected in the Objects Temporal Relation task (e.g., changes in the first appearance time of individuals for merged videos) and Human Activity Analysis task. Therefore, we also conducted human filtering for these two tasks.

Option Generation: To ensure fairness and accuracy during evaluation, we convert all open-ended QAs generated by GPT-4 into multiple-choice QA pairs. Given open-ended QAs and auxiliary information such as video titles and audio transcripts, we instruct GPT-4 to generate one correct answer option and three incorrect distractors for each input question. Ensuring the options have similar lengths helps mitigate the common issue where ‘longer options tend to be correct’. *All detailed instruction prompts are shown in the Appendix §A.3.*

2.3 Dataset Statistics

As shown in Figure 1, our VideoVista dataset encompasses 3,402 videos ranging from a few seconds to over 10 minutes in duration across 14 categories, and includes 24,906 questions across 27 task

Table 2: **Evaluation results on VideoVista dataset.** The language model used by Video-LLMs (**Language Model**), frames input (**Frames**), evaluation scores in the Video Understanding Task (**Unders.**), evaluation scores in the Video Reasoning Task (**Reason.**), overall evaluation scores (**Overall**). While 1 fps means the model samples one frame per second from the video.

Model	Language Model	Frames	Unders.	Reason.	Overall
VideoChat+ChatGPT [15]	gpt-3.5-turbo	40	16.64	23.04	17.99
Video-LLaMA [54]	Vicuna-7B	16	25.40	25.16	25.35
Video-ChatGPT [31]	Vicuna-7B	100	36.09	38.73	36.65
IVA [19]	Vicuna-7B	200	37.38	48.38	39.70
Video-LLaVA [22]	Vicuna-7B	8	53.82	66.91	56.59
LLaMA-VID [17]	Vicuna-7B	1 fps	54.00	67.61	56.87
LLaVA-NeXT-Video [23]	Vicuna-7B	16	54.12	66.14	56.66
VideoChat2-Vicuna [16]	Vicuna-7B	16	51.79	60.55	53.64
VideoChat2-Mistral [16]	Mistral-7B	16	54.91	65.95	57.24
Gemini-1.5-Flash	Gemini	1 fps	74.73	82.30	76.39
GPT-4o	GPT-4o	100	75.15	87.97	78.26

Table 3: **Results on Video Understanding Tasks.** Objects Existence (**OE**), Objects Count (**OC**), Action Count (**AC**), Detailed Description (**DD**), Brief Description (**BD**), Event Description (**ED**), Event Sequence (**ES**), Optical Character Recognition (**OCR**), Action Recognition (**AR**), Action Sequence (**AS**), Action Location (**AL**), Event Location (**EL**), Objects Temporal Location (**OTL**), Objects Temporal Relation (**OTR**), Objects Spatial Location (**OSL**), Objects Spatial Relation (**OSR**), Objects Spatial Tracking (**OST**), Human Activity Analysis (**HAA**), Anomaly Detection (**AD**).

Model	Avg.	Content								Temporal				Spatial			HAA	AD		
		OE	OC	AC	DD	BD	ED	ES	OCR	AR	AS	AL	EL	OTL	OTR	OSL			OSR	OST
VideoChat+ChatGPT	16.6	35.4	18.3	6.1	26.5	43.4	6.2	13.8	6.6	12.1	23.5	5.0	8.5	8.0	20.1	2.1	9.4	7.0	15.8	50.0
Video-LLaMA	25.4	26.9	30.4	24.6	26.3	25.3	23.9	24.8	24.7	25.2	25.4	24.7	24.0	27.6	25.7	27.8	25.2	27.7	11.1	
Video-ChatGPT	36.1	49.6	23.5	26.7	45.8	40.3	50.4	29.9	29.9	42.1	33.2	30.2	35.2	25.3	36.2	27.8	26.1	37.7	53.5	10.2
IVA	37.4	37.9	21.7	23.4	44.9	58.9	50.6	32.3	29.3	44.6	33.8	31.1	35.0	26.0	34.6	25.2	27.7	35.8	54.5	16.7
Video-LLaVA	53.8	66.6	35.7	19.8	78.6	84.2	75.0	46.1	43.6	71.5	63.3	32.8	39.2	29.3	49.0	28.4	37.1	50.8	87.1	16.7
LLaMA-VID	54.0	64.9	37.4	22.5	65.4	87.7	75.7	48.4	44.1	71.1	62.4	34.4	43.1	34.7	48.5	28.8	36.2	50.7	91.1	17.6
LLaVA-NeXT-Video	54.1	68.3	32.2	23.1	65.8	86.3	70.6	45.1	51.9	71.8	59.9	35.3	35.1	43.3	53.5	34.4	37.3	50.3	81.2	16.7
VideoChat2-Vicuna	51.8	73.7	20.9	21.3	79.7	85.1	67.2	39.0	46.1	70.3	57.9	28.0	34.2	28.7	45.6	31.8	34.4	39.6	85.1	9.0
VideoChat2-Mistral	54.9	64.8	43.5	24.1	83.3	89.1	73.4	52.3	48.7	75.2	68.6	32.7	31.7	20.0	49.1	32.4	32.7	42.6	89.1	4.6
Gemini-1.5-Flash	74.7	80.9	61.8	41.8	95.4	98.5	96.3	77.9	85.7	93.7	84.8	58.6	69.1	67.4	59.9	47.4	55.2	55.2	95.6	30.0
GPT-4o	75.2	83.1	54.8	40.8	96.0	98.6	94.7	78.5	86.3	94.3	87.6	50.3	67.3	44.0	64.5	46.9	61.9	59.8	97.0	55.6

types. We compare our benchmark’s key characteristics with others in Table 1. As seen, existing benchmarks focused on specific video categories or lacked videos of varying durations. Video-MME addressed these but had fewer task types and questions due to manual annotation.

3 Experiments

In this section, we evaluate latest open-source Video-LLMs, including Video-LLaMA [54], Video-ChatGPT [31], IVA [19], Video-LLaVA [22], LLaMA-VID [17], LLaVA-NeXT-Video [23], VideoChat2 [16], as well as commercial models GPT-4o [34] and Gemini-1.5-Flash [40]. *Detailed introductions of these models are shown in the Appendix §A.4.*

3.1 Main Results

Overall Performance. The overall evaluation results are shown in Table 2. We further present the evaluation results of the Video Understanding Task in Table 3 and the Video Reasoning Task in Table 4. Inspired by MVBench [16], we utilize answer prompts like "Best Option:" in task instructions to guide open-source Video-LLMs in generating answers in the desired formats. Table 2 demonstrates that commercial LMMs GPT-4o and Gemini significantly outperform the open-source Video-LMMs, exceeding their performance by approximately 20%.

Video Understanding. As shown in Table 3, there is no significant performance gap between the GPT-4o and the Gemini-1.5-Flash in understanding. The performance of GPT-4o is worse on tasks that require answering a specific time, such as Action/Object/Temporal Location, especially on the first two tasks. This is likely because the GPT-4o model uses a uniform sampling of 100 frames

Table 4: **Comparison of various models on Video Reasoning Tasks.** Relation Reasoning Image-Video (**I-V**), Relation Reasoning Video-Video (**V-V**), Temporal Reasoning Event Prediction (**EP**), Temporal Reasoning Action Prediction (**TP-R**), Causal Reasoning (**CAR**), Counterfactual Reasoning (**CFR**), Commonsense Reasoning (**CSR**), Logic Reasoning (**LR**).

Model	Avg.	Relation		Temporal		CAR	CFR	CSR	LR
		I-V	V-V	EP	AP				
VideoChat+ChatGPT	23.0	-	-	19.8	31.4	5.8	49.4	17.9	26.9
Video-LLaMA	25.2	-	-	23.1	24.3	26.1	26.5	25.5	24.4
Video-ChatGPT	38.7	-	-	34.9	33.0	52.4	38.1	36.8	29.3
IVA	48.4	-	-	41.2	42.8	55.8	58.5	50.3	34.6
Video-LLaVA	66.9	-	-	60.8	61.1	76.0	74.8	69.8	50.1
LLaMA-VID	67.6	-	-	59.3	61.8	77.5	83.7	68.3	46.4
LLaVA-NeXT-Video	66.1	-	-	51.3	58.4	73.8	86.9	68.2	50.6
VideoChat2-Vicuna	60.6	-	-	50.0	53.7	70.6	65.5	64.8	47.3
VideoChat2-Mistral	65.9	-	-	50.0	57.9	73.5	86.4	66.3	55.8
Gemini-1.5-Flash	82.3	85.8	30.2	66.8	73.5	95.2	96.8	93.0	65.2
GPT-4o	88.0	94.8	56.0	83.7	85.3	93.1	97.8	91.3	77.0

as input when testing videos longer than 100 seconds, while the Gemini-1.5-Flash model uses a one-frame-per-second encoding method. This endows the Gemini-1.5-Flash with stronger temporal perception and detail capture capabilities.

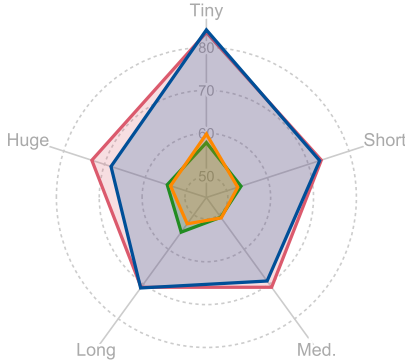
Meanwhile, VideoChat2-Mistral leads open-source Video-LLMs with a performance of 54.9%, highlighting its superior capability in video understanding. Recent open-source Video-LLMs also show commendable performance in macro-analysis tasks like Brief Description. However, these models struggle with tasks requiring detailed video information, such as Objects Temporal Location and Spatial Relation. Most of these open-source Video-LLMs use a simple fixed frame encoding method when processing videos, and they often extract only a small number of frames from the videos. This approach is very disadvantageous when it comes to answering tasks that require specific video details. Overall, there remains a notable gap in video understanding between current open-source Video-LLMs and mature commercial models like GPT-4o.

Video Reasoning. The results in the Table 4 indicate that GPT-4o achieves the highest results on the Video Reasoning Task, outperforming Gemini-1.5-Flash by 5.7%. It is worth noting that the GPT-4o and Gemini-1.5-Flash both demonstrate subpar performance on the Relation Reasoning Video-Video task, struggling to effectively reason about relationships between input videos. This may be attributed to a lack of complex multi-video data during their training processes. In the realm of open-source Video-LLMs, LLaMA-VID achieves the highest evaluation scores in Video Reasoning tasks. The primary differences between these open-source models and commercial Video-LLMs are observed in the Causal Reasoning and Commonsense Reasoning tasks, possibly due to differences in the parameters and performance of the language models. From the experimental results, it can be observed that the capabilities of open-source Video-LLMs in coarse-grained Event Prediction are already quite close to those of the Gemini-1.5-Flash model. However, there is still a significant gap in more fine-grained Action Prediction and Logic Reasoning tasks.

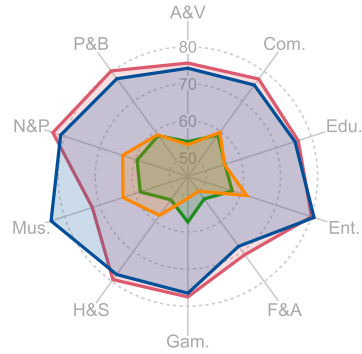
3.2 Detailed Analysis

Duration. As shown in (a) of Figure 5, we can see that once the video length exceeds 1 minute, the performance of almost all models on the Video Understanding tasks declines significantly. This decline also occurs in Gemini-1.5-Flash and LLaMA-VID, which use a one-frame-per-second encoding method. It indicates that, besides the video frames encoding method, current Video-LLMs struggle with understanding long contextual information when processing long videos.

Category. Based on the experimental results in (b) of Figure 5, we find that Video-LMMs exhibit some variability in performance across different categories. Gemini-1.5-Flash surpasses GPT-4o in the Music category, possibly due to its capability to process video audios. Similarly, open-source Video-LLMs like Videochat2-mistral also struggle in the Music category due to their inability to incorporate audio information from videos.



(a) Evaluation results divided by Duration.



(b) Evaluation results divided by Category.

Figure 5: Detailed analysis of Video-LLMs: **GPT-4o**, **Gemini-1.5-Flash**, **LLaMA-VID**, **VideoChat2-Mistral**. (a) shows the video understanding performance divided by Duration and (b) presents the overall performance divided by Category. The Duration in (a): 0-60s (**Tiny**), 60-120s (**Short**), 120-300s (**Med.**), 300-600s (**Long**), 600s+ (**Huge**).

Data Value. We retrain the IVA model using all 93K constructed data without manual filtering and evaluate it on dataset Social-IQ2 [43], LifeQA [1], WildQA [2] and SEED-Bench [13]. Table 5 shows that the model trained on VideoVista achieves significant improvements compared to those trained on the same-size video dataset, i.e., Video-ChatGPT-100K dataset. Moreover, the comparative results suggest the effectiveness of our automatic annotation method of videos.

Table 5: **Evaluation results on other dataset after model trained on VideoVista.** ♣ indicates the model is trained with same-size Video-ChatGPT-100K. SEED^{PU}: SEED-Bench Procedure Understanding.

Model	SIQ-2	LQA	WildQA	SEED ^{PU}
Video-LLaMA	55.8	35.8	-	-
Video-ChatGPT♣	57.5	33.9	-	21.1
IVA♣	54.0	46.5	51.2	27.5
IVA-VideoVista	61.9	47.3	55.1	38.0

4 Related Work

Video-LMMs: LLMs for Video Understanding Recent progress in LLMs has led to revolutionary achievements in in-context learning [53] and the modelling of extensive contexts [27]. This technological evolution has opened new avenues for merging LLMs with computer vision technologies, as exemplified by projects such as Visual-ChatGPT [44], LMEye [20], and InstructBLIP [6]. These models surpass conventional limitations by integrating vision model APIs [36], thereby solving intricate problems within the field of computer vision. Fusing language models with video understanding technologies [29, 55, 15, 47, 38, 19, 35, 42] has significantly improved multimodal interpretation, allowing for sophisticated analyses of the relationships between visuals and textual elements. Additionally, applying LLMs to video understanding tasks [39] represents an important advancement in utilizing their capacity to analyze and reason about visual information effectively.

Video QA Datasets VideoQA tasks have led to the creation and adaptation of several datasets, which are designed to address different aspects of video comprehension. MSVD-QA [46], built on the MSVD dataset, focuses on content-specific questions, shifting from mere caption generation to interactive video understanding. MSRVTT-QA [48] utilizes narrative-style video descriptions to provide a controlled environment for examining QA mechanisms. TGIF-QA [18] introduces a unique angle by emphasizing temporal reasoning and the understanding of repetitive actions. ActivityNet-QA [51] encourages comprehension of prolonged and complex activities. PororoQA [10] leverages animated children’s stories to explore story-based video understanding, while TVQA [12] utilizes long-form TV show episodes to create a multimodal challenge that involves intricate plots and character interactions. Recently, with the rapid development of large models

that take natural language question-answer as the interaction scope, diverse multimodal tasks are becoming unified into a unified benchmark [21, 28, 52]. MVBench [16] is a typical diverse video understanding benchmark including 20 tasks.

5 Discussion and Future Work

The evaluation results on VideoVista demonstrate that current open-source Video-LLMs still have considerable room for improvement and reveal some potential directions for enhancement.

Improving the encoding method for long videos. The assessment on VideoVista indicates that open-source Video-LLMs need significant improvements, suggesting two main enhancements: 1) Enhancing long-context processing by increasing context data during training to better manage long videos, and 2) Optimizing video frame downsampling by minimizing the representation tokens per frame while preserving the video’s original semantics, as current encoding methods with a fixed frame count lead to suboptimal performance in detailed video analysis and temporal tasks.

Introducing information from more modalities. Our experimental results indicate a significant improvement in model performance on certain categories with the addition of audio information. Additionally, audio information is indispensable for the model to correctly understand video content. With the rise of Mixture of Experts (MoE) technology, integrating information from different modalities through different modal experts has become a potential solution.

6 Limitations

The proposed method has several limitations: 1) The VideoVista dataset’s maximum video length of 919 seconds does not cater adequately to real-world applications involving longer content like movies. There is a pressing need to expand the dataset to encompass longer videos. 2) Utilizing GPT-4o for video annotation can lead to errors due to ‘hallucinations’ caused by insufficient data. Developing efficient strategies to minimize these errors is crucial and remains a significant challenge.

7 Conclusion

We have developed a comprehensive video evaluation benchmark for Video-LLMs that covers both video understanding and reasoning across 27 tasks. This benchmark includes standard tasks such as action recognition and video description, as well as more complex tasks like Action Location and Relation Reasoning. Additionally, we introduce an effective automatic data construction framework that employs tools like GPT-4o for efficient annotation of long videos. Our approach provides a robust framework for assessing and enhancing the capabilities of Video-LLMs.

Acknowledgments and Disclosure of Funding

We would like to acknowledge the efforts of the reviewers and editors for checking our work. We also thank all paper authors for contributing to data collection and quality control, appreciating the support of funding (xxx).

References

- [1] Santiago Castro, Mahmoud Azab, Jonathan Stroud, Cristina Noujaim, Ruoyao Wang, Jia Deng, and Rada Mihalcea. LifeQA: A real-life dataset for video question answering. In Nicoletta Calzolari, Frédéric Béchet, Philippe Blache, Khalid Choukri, Christopher Cieri, Thierry Declerck, Sara Goggi, Hitoshi Isahara, Bente Maegaard, Joseph Mariani, Hélène Mazo, Asuncion Moreno, Jan Odijk, and Stelios Piperidis, editors, *Proceedings of the Twelfth Language Resources and Evaluation Conference*, pages 4352–4358, Marseille, France, May 2020. European Language Resources Association.
- [2] Santiago Castro, Naihao Deng, Pingxuan Huang, Mihai G. Burzo, and Rada Mihalcea. In-the-wild video question answering. In *COLING*, pages 5613–5635, Gyeongju, Republic of Korea, October 2022. International Committee on Computational Linguistics.

- [3] Tsai-Shien Chen, Aliaksandr Siarohin, Willi Menapace, Ekaterina Deyneka, Hsiang-wei Chao, Byung Eun Jeon, Yuwei Fang, Hsin-Ying Lee, Jian Ren, Ming-Hsuan Yang, and Sergey Tulyakov. Panda-70m: Captioning 70m videos with multiple cross-modality teachers. *arXiv preprint arXiv:2402.19479*, 2024.
- [4] Xiuyuan Chen, Yuan Lin, Yuchen Zhang, and Weiran Huang. Autoeval-video: An automatic benchmark for assessing large vision language models in open-ended video question answering. *ArXiv preprint*, 2023.
- [5] Wei-Lin Chiang, Zhuohan Li, Zi Lin, Ying Sheng, Zhanghao Wu, Hao Zhang, Lianmin Zheng, Siyuan Zhuang, Yonghao Zhuang, Joseph E. Gonzalez, Ion Stoica, and Eric P. Xing. Vicuna: An open-source chatbot impressing gpt-4 with 90%* chatgpt quality, March 2023.
- [6] Wenliang Dai, Junnan Li, Dongxu Li, Anthony Meng Huat Tiong, Junqi Zhao, Weisheng Wang, Boyang Li, Pascale Fung, and Steven Hoi. Instructblip: Towards general-purpose vision-language models with instruction tuning. *arXiv preprint arXiv:2305.06500*, 2023.
- [7] Chaoyou Fu, Yuhan Dai, Yondong Luo, Lei Li, Shuhuai Ren, Renrui Zhang, Zihan Wang, Chenyu Zhou, Yunhang Shen, Mengdan Zhang, Peixian Chen, Yanwei Li, Shaohui Lin, Sirui Zhao, Ke Li, Tong Xu, Xiawu Zheng, Enhong Chen, Rongrong Ji, and Xing Sun. Video-mme: The first-ever comprehensive evaluation benchmark of multi-modal llms in video analysis, 2024.
- [8] Rohit Girdhar, Alaaeldin El-Nouby, Zhuang Liu, Mannat Singh, Kalyan Vasudev Alwala, Armand Joulin, and Ishan Misra. Imagebind: One embedding space to bind them all. In *Proceedings of the IEEE/CVF Conference on Computer Vision and Pattern Recognition*, pages 15180–15190, 2023.
- [9] Yunseok Jang, Yale Song, Youngjae Yu, Youngjin Kim, and Gunhee Kim. Tgif-qa: Toward spatio-temporal reasoning in visual question answering. In *Proceedings of the IEEE conference on computer vision and pattern recognition*, pages 2758–2766, 2017.
- [10] Kyung-Min Kim, Min-Oh Heo, Seong-Ho Choi, and Byoung-Tak Zhang. Deepstory: Video story qa by deep embedded memory networks. *arXiv preprint arXiv:1707.00836*, 2017.
- [11] Alexander Kirillov, Eric Mintun, Nikhila Ravi, Hanzi Mao, Chloe Rolland, Laura Gustafson, Tete Xiao, Spencer Whitehead, Alexander C Berg, Wan-Yen Lo, et al. Segment anything. *arXiv preprint arXiv:2304.02643*, 2023.
- [12] Jie Lei, Licheng Yu, Mohit Bansal, and Tamara L Berg. Tvqa: Localized, compositional video question answering. In *EMNLP*, 2018.
- [13] Bohao Li, Rui Wang, Guangzhi Wang, Yuying Ge, Yixiao Ge, and Ying Shan. Seed-bench: Benchmarking multimodal llms with generative comprehension. *arXiv preprint arXiv:2307.16125*, 2023.
- [14] Junnan Li, Dongxu Li, Silvio Savarese, and Steven Hoi. Blip-2: Bootstrapping language-image pre-training with frozen image encoders and large language models. *ICML*, 2023.
- [15] KunChang Li, Yinan He, Yi Wang, Yizhuo Li, Wenhai Wang, Ping Luo, Yali Wang, Limin Wang, and Yu Qiao. Videochat: Chat-centric video understanding. *arXiv preprint arXiv:2305.06355*, 2023.
- [16] Kunchang Li, Yali Wang, Yinan He, Yizhuo Li, Yi Wang, Yi Liu, Zun Wang, Jilan Xu, Guo Chen, Ping Luo, et al. Mvbench: A comprehensive multi-modal video understanding benchmark. *arXiv preprint arXiv:2311.17005*, 2023.
- [17] Yanwei Li, Chengyao Wang, and Jiaya Jia. Llama-vid: An image is worth 2 tokens in large language models. *arXiv preprint arXiv:2311.17043*, 2023.
- [18] Yuncheng Li, Yale Song, Liangliang Cao, Joel Tetreault, Larry Goldberg, Alejandro Jaimes, and Jiebo Luo. Tgif: A new dataset and benchmark on animated gif description. In *Proceedings of the IEEE Conference on Computer Vision and Pattern Recognition*, pages 4641–4650, 2016.

- [19] Yunxin Li, Xinyu Chen, Baotian Hu, and Min Zhang. Llms meet long video: Advancing long video comprehension with an interactive visual adapter in llms. *arXiv preprint arXiv:2402.13546*, 2024.
- [20] Yunxin Li, Baotian Hu, Xinyu Chen, Lin Ma, Yong Xu, and Min Zhang. Lmeye: An interactive perception network for large language models. *IEEE Transactions on Multimedia*, 2024.
- [21] Yunxin Li, Longyue Wang, Baotian Hu, Xinyu Chen, Wanqi Zhong, Chenyang Lyu, and Min Zhang. A comprehensive evaluation of gpt-4v on knowledge-intensive visual question answering. *arXiv preprint arXiv:2311.07536*, 2023.
- [22] Bin Lin, Bin Zhu, Yang Ye, Munan Ning, Peng Jin, and Li Yuan. Video-llava: Learning united visual representation by alignment before projection. *arXiv preprint arXiv:2311.10122*, 2023.
- [23] Haotian Liu, Chunyuan Li, Yuheng Li, Bo Li, Yuanhan Zhang, Sheng Shen, and Yong Jae Lee. Llava-next: Improved reasoning, ocr, and world knowledge, January 2024.
- [24] Haotian Liu, Chunyuan Li, Qingyang Wu, and Yong Jae Lee. Visual instruction tuning. In *NeurIPS*, 2023.
- [25] Haotian Liu, Chunyuan Li, Qingyang Wu, and Yong Jae Lee. Visual instruction tuning. *arXiv preprint arXiv:2304.08485*, 2023.
- [26] Yuanxin Liu, Shicheng Li, Yi Liu, Yuxiang Wang, Shuhuai Ren, Lei Li, Sishuo Chen, Xu Sun, and Lu Hou. Tempcompass: Do video llms really understand videos? *ArXiv preprint*, 2024.
- [27] Hanjia Lyu, Jinfeng Huang, Daoan Zhang, Yongsheng Yu, Xinyi Mou, Jinsheng Pan, Zhengyuan Yang, Zhongyu Wei, and Jiebo Luo. Gpt-4v (ision) as a social media analysis engine. *arXiv preprint arXiv:2311.07547*, 2023.
- [28] Fan Ma, Xiaojie Jin, Heng Wang, Yuchen Xian, Jiashi Feng, and Yi Yang. Vista-llama: Reliable video narrator via equal distance to visual tokens. *arXiv preprint arXiv:2312.08870*, 2023.
- [29] Muhammad Maaz, Hanoona Rasheed, Salman Khan, and Fahad Shahbaz Khan. Video-chatgpt: Towards detailed video understanding via large vision and language models. *arXiv preprint arXiv:2306.05424*, 2023.
- [30] Karttikeya Mangalam, Raiymbek Akshulakov, and Jitendra Malik. Egoschema: A diagnostic benchmark for very long-form video language understanding. In *NeurIPS*, 2024.
- [31] Salman Khan Muhammad Maaz, Hanoona Rasheed and Fahad Khan. Video-chatgpt: Towards detailed video understanding via large vision and language models. *ArXiv 2306.05424*, 2023.
- [32] Munan Ning, Bin Zhu, Yujia Xie, Bin Lin, Jiayi Cui, Lu Yuan, Dongdong Chen, and Li Yuan. Video-bench: A comprehensive benchmark and toolkit for evaluating video-based large language models. *ArXiv preprint*, 2023.
- [33] OpenAI. Chatgpt. *OpenAI Blog*, 2023.
- [34] OpenAI. Gpt-4 technical report. <https://arxiv.org/abs/2303.08774>, 2023.
- [35] Junting Pan, Ziyi Lin, Yuying Ge, Xiatian Zhu, Renrui Zhang, Yi Wang, Yu Qiao, and Hongsheng Li. Retrieving-to-answer: Zero-shot video question answering with frozen large language models. *arXiv preprint arXiv:2306.11732*, 2023.
- [36] Yujia Qin, Shengding Hu, Yankai Lin, Weize Chen, Ning Ding, Ganqu Cui, Zheni Zeng, Yufei Huang, Chaojun Xiao, Chi Han, et al. Tool learning with foundation models. *arXiv preprint arXiv:2304.08354*, 2023.
- [37] Alec Radford, Jong Wook Kim, Tao Xu, Greg Brockman, Christine McLeavey, and Ilya Sutskever. Robust speech recognition via large-scale weak supervision. In *International Conference on Machine Learning*, pages 28492–28518. PMLR, 2023.

- [38] Enxin Song, Wenhao Chai, Guanhong Wang, Yucheng Zhang, Haoyang Zhou, Feiyang Wu, Xun Guo, Tian Ye, Yan Lu, Jenq-Neng Hwang, et al. Moviechat: From dense token to sparse memory for long video understanding. *arXiv preprint arXiv:2307.16449*, 2023.
- [39] Yunlong Tang, Jing Bi, Siting Xu, Luchuan Song, Susan Liang, Teng Wang, Daoan Zhang, Jie An, Jingyang Lin, Rongyi Zhu, et al. Video understanding with large language models: A survey. *arXiv preprint arXiv:2312.17432*, 2023.
- [40] Gemini Team, Rohan Anil, Sebastian Borgeaud, Yonghui Wu, Jean-Baptiste Alayrac, Jiahui Yu, Radu Soricut, Johan Schalkwyk, Andrew M Dai, Anja Hauth, et al. Gemini: a family of highly capable multimodal models. *Technical Report*, 2023.
- [41] Hugo Touvron, Thibaut Lavril, Gautier Izacard, Xavier Martinet, Marie-Anne Lachaux, Timothée Lacroix, Baptiste Rozière, Naman Goyal, Eric Hambro, Faisal Azhar, et al. Llama: Open and efficient foundation language models. *arXiv preprint arXiv:2302.13971*, 2023.
- [42] Ziyang Wang, Shoubin Yu, Elias Stengel-Eskin, Jaehong Yoon, Feng Cheng, Gedas Bertasius, and Mohit Bansal. Videotree: Adaptive tree-based video representation for llm reasoning on long videos. *arXiv preprint arXiv:2405.19209*, 2024.
- [43] Alex Wilf, Leena Mathur, Sheryl Mathew, Claire Ko, Youssouf Kebe, Paul Pu Liang, and Louis-Philippe Morency. Social-iq 2.0 challenge: Benchmarking multimodal social understanding. <https://github.com/abwilf/Social-IQ-2.0-Challenge>, 2023.
- [44] Chenfei Wu, Shengming Yin, Weizhen Qi, Xiaodong Wang, Zecheng Tang, and Nan Duan. Visual chatgpt: Talking, drawing and editing with visual foundation models. *arXiv preprint arXiv:2303.04671*, 2023.
- [45] Junbin Xiao, Xindi Shang, Angela Yao, and Tat-Seng Chua. Next-qa: Next phase of question-answering to explaining temporal actions. In *Proceedings of the IEEE/CVF Conference on Computer Vision and Pattern Recognition (CVPR)*, pages 9777–9786, June 2021.
- [46] Dejing Xu, Zhou Zhao, Jun Xiao, Fei Wu, Hanwang Zhang, Xiangnan He, and Yueting Zhuang. Video question answering via gradually refined attention over appearance and motion. In *Proceedings of the 25th ACM international conference on Multimedia*, pages 1645–1653, 2017.
- [47] Jiaqi Xu, Cuiling Lan, Wenxuan Xie, Xuejin Chen, and Yan Lu. Retrieval-based video language model for efficient long video question answering. *arXiv preprint arXiv:2312.04931*, 2023.
- [48] Jun Xu, Tao Mei, Ting Yao, and Yong Rui. Msr-vtt: A large video description dataset for bridging video and language. In *Proceedings of the IEEE conference on computer vision and pattern recognition*, pages 5288–5296, 2016.
- [49] Hongwei Xue, Yuchong Sun, Bei Liu, Jianlong Fu, Ruihua Song, Houqiang Li, and Jiebo Luo. Clip-vip: Adapting pre-trained image-text model to video-language alignment. In *The Eleventh International Conference on Learning Representations*, 2022.
- [50] Shukang Yin, Chaoyou Fu, Sirui Zhao, Ke Li, Xing Sun, Tong Xu, and Enhong Chen. A survey on multimodal large language models. *arXiv preprint arXiv:2306.13549*, 2023.
- [51] Zhou Yu, Dejing Xu, Jun Yu, Ting Yu, Zhou Zhao, Yueting Zhuang, and Dacheng Tao. Activitynet-qa: A dataset for understanding complex web videos via question answering. In *Proceedings of the AAAI Conference on Artificial Intelligence*, volume 33, pages 9127–9134, 2019.
- [52] Xiang Yue, Yuansheng Ni, Kai Zhang, Tianyu Zheng, Ruoqi Liu, Ge Zhang, Samuel Stevens, Dongfu Jiang, Weiming Ren, Yuxuan Sun, Cong Wei, Botao Yu, Ruibin Yuan, Renliang Sun, Ming Yin, Boyuan Zheng, Zhenzhu Yang, Yibo Liu, Wenhao Huang, Huan Sun, Yu Su, and Wenhui Chen. Mmmu: A massive multi-discipline multimodal understanding and reasoning benchmark for expert agi. In *Proceedings of CVPR*, 2024.

- [53] Daoan Zhang, Weitong Zhang, Bing He, Jianguo Zhang, Chenchen Qin, and Jianhua Yao. Dnagpt: A generalized pretrained tool for multiple dna sequence analysis tasks. *bioRxiv*, pages 2023–07, 2023.
- [54] Hang Zhang, Xin Li, and Lidong Bing. Video-llama: An instruction-tuned audio-visual language model for video understanding. *arXiv preprint arXiv:2306.02858*, 2023.
- [55] Renrui Zhang, Jiaming Han, Aojun Zhou, Xiangfei Hu, Shilin Yan, Pan Lu, Hongsheng Li, Peng Gao, and Yu Qiao. Llama-adapter: Efficient fine-tuning of language models with zero-init attention. *arXiv preprint arXiv:2303.16199*, 2023.
- [56] Youcai Zhang, Xinyu Huang, Jinyu Ma, Zhaoyang Li, Zhaochuan Luo, Yanchun Xie, Yuzhuo Qin, Tong Luo, Yaqian Li, Shilong Liu, et al. Recognize anything: A strong image tagging model. *arXiv preprint arXiv:2306.03514*, 2023.
- [57] Deyao Zhu, Jun Chen, Xiaoqian Shen, Xiang Li, and Mohamed Elhoseiny. Minigpt-4: Enhancing vision-language understanding with advanced large language models. *ICLR*, 2024.

A Dataset Document

A.1 Usage

- VideoVista can be reviewed at <https://huggingface.co/datasets/VideoVista/VideoVista>
- License: VideoVista is under apache-2.0 license.

A.2 Data Sources

The dataset includes 24,906 questions and their corresponding answers, all of which were annotated and generated by the generative large language model GPT-4. The 894 video sources used in the dataset all come from YouTube and we randomly selected them from the test set of Panda-70M. As shown in Figure 6, we introduce *19 types of understanding tasks* such as Description (Short-Long), Event (Location, Sequence, and Description), Actions (Location, Recognition, Sequence, and Count), and Objects (Existence, Count, Location (Temporal-Spatial), Objects Relation (Temporal-Spatial), and Tracking), Optical Character Recognition, Human Activity Analysis, and Anomaly Detection; and *8 types of Reasoning tasks*: Causal Reasoning, Temporal Reasoning (Actions and Events), Logical Reasoning, Counterfactual Reasoning, Commonsense Reasoning, and Relation Reasoning (Image/Video-Video Relation).

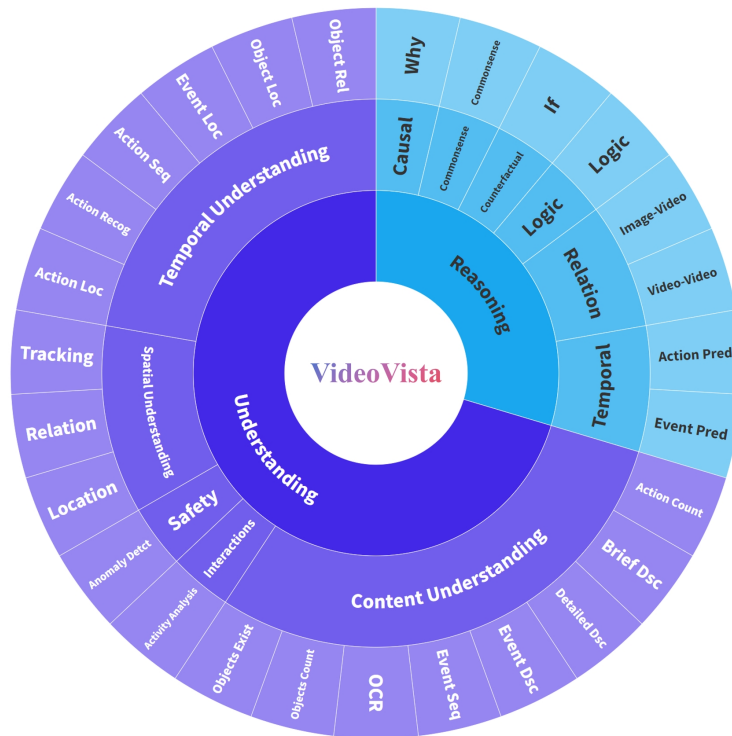


Figure 6: All 27 task types across VideoVista.

The specific example of each ability is given in Table 6.

A.3 Data Processing Guidelines

We present the overall data construction process from video downloading, preprocessing, and question-answers generation.

Video Downloading The videos utilized in VideoVista are sampled from the test set of the Panda-70M dataset. Every video in the Panda-70M can be identified by a unique YouTube video ID. To

Table 6: Task examples of VideoVista for every task category.

Ability	Task Type	Video Source (Secs)	Example	
Content Understanding	Object Existence	People & Bog (148)	<i>Are there any stuffed animals visible in the video?</i> (A) No stuffed animals. (B) ... (C) ... (D) ...	
	Object Count	Howto & Style (60)	<i>How many pink shoes appear in the video from 0 to 14 seconds?</i> (A) Four pink shoes. (B) ... (C) ... (D) ...	
	Action Count	Comedy (71)	<i>How many different actions does it take for the man with ... hit by a broom?</i> (A) four. (B) ... (C) ... (D) ...	
	Detailed Description	People & Blogs (758)	<i>What are the detailed steps taken in the video to prepare the dish?</i> (A) Heating oil in a purple pan, sautéing vegetables (B) ... (C) ... (D) ...	
	Brief Description	Pets & Animals (35)	<i>What happens at the video?</i> (A) A person extends their hand towards two Siberian Huskies. (B) ... (D) ...	
	Event Description	Education (105)	<i>How does the speaker describe the transformation brought by the women ...?</i> (A) They saw themselves as victims and didn't take action. (B) ... (D) ...	
	Event Sequence	Film & Animation (172)	<i>Can you list the events in the order they occur in the video?</i> (A) A woman in a white dress searches for 'Daniel' [...] (B) ... (D) ...	
	OCR	News & Politics (10)	<i>What is written on the screen at the start of the video?</i> (A) ALBINO COBRA (B) ... (C) ... (D) ...	
	Temporal Understanding	Action Recognition	People & Blogs (35)	<i>What action does the person with ... perform in the early part of the video?</i> (A) painting daisies on a canvas (B) ... (C) ... (D) ...
		Action Sequence	Gaming (90)	<i>Describe the sequence of actions performed from the beginning to the end ...</i> (A) Green-haired man watches, groups march, blue [...] (B) ... (D) ...
Action Location		Science & Technology (28)	<i>At what time ... person's hands start using pliers to work with a metal wire?</i> (A) from 6 to 8 seconds (B) ... (C) ... (D) ...	
Event Location		Pets & Animals (110)	<i>When does the individual in the blue shirt hold a ... puppy inside the vehicle?</i> (A) Around 75-85 seconds (B) ... (C) ... (D) ...	
Object Temporal Location		Travel & Events (10)	<i>Which second does the woman start placing squash on the plate?</i> (A) 10th second (B) ... (C) ... (D) ...	
Object Temporal Relation		Film & Animation (98)	<i>How does the brick building visually change throughout the video?</i> (A) It changes color and texture. (B) ... (C) ... (D) ...	
Spatial Understanding		Object Spatial Location	Education (61)	<i>What is the bounding box coordinates of the tree at 14 second of the video?</i> (A) [0.3, 0.0, 0.71, 1.0] (B) ... (C) ... (D) ...
	Object Spatial Relation	Film & Animation (284)	<i>How does the pink pig character with a red dress typically hold the football?</i> (A) On her head, balancing it. (B) ... (C) ... (D) ...	
	Object Spatial Tracking	Film & Animation (127)	<i>What direction is the car moving in the video?</i> (A) towards the right (B) ... (C) ... (D) ...	
	Understanding	Human Activity Analysis	Travel & Events (100)	<i>Why are various people gathered in the video?</i> (A) To visit a historical monument. (B) ... (C) ... (D) ...
Understanding	Anomaly Detection	Travel & Events (336)	<i>Which of the following violations might be present in the video?</i> (A) Sexual. (B) ... (C) ... (D) ... (E) ...	
Relation Reasoning	Image-Video	News & Politics (12)	<i>What role does the person in the image portray in the video?</i> (A) A teacher (B) ... (C) ... (D) ...	
	Video-Video	Sports (7 and 10)	<i>What's the relationship between video 1 and video 2?</i> (A) video 1 is before video 2 (B) ... (C) ... (D) ...	
Temporal Reasoning	Event Prediction	Howto & Style (73)	<i>What will the person do next after concluding their exercise on the yoga mat?</i> (A) The person will start doing jumping jacks beside the mat. (B) ... (D) ...	
	Action Prediction	Film & Animation (107)	<i>What action is expected to occur immediately after the video concludes?</i> (A) The drawing man in blue and the skunk will walk together. (B) ... (D) ...	
Causal Reasoning	Why	Comedy (593)	<i>Why do the people in the last scene seem excited?</i> (A) They received unexpected gifts. (B) ... (C) ... (D) ...	
Counterfactual Reasoning	Counterfactual	Sports (63)	<i>Imagine if the SUV ... had proper winter tires instead of ... , what is the result?</i> (A) It has a smoother ride on the snowy surface. (B) ... (C) ... (D) ...	
Commonsense Reasoning	Commonsense	Entertainment (64)	<i>What type of fruit is being shown at the market in the video?</i> (A) Mangosteen (B) ... (C) ... (D) ...	
Logical Reasoning	Logic	Science & Technology (70)	<i>What will happen right after this video comes to an end?</i> (A) A woman will be presenting a new armor design on a stage. (B) ... (D) ...	

access a specific video, prepend the ID with 'https://www.youtube.com/watch?v='. For downloading these videos, we employ Python library *youtube-utils*, which enables direct downloading and local saving of videos using their video IDs. Additionally, through the *extract-info* method of the *YoutubeDL* class, we can also obtain auxiliary information such as the title, category, tags, and description of the corresponding YouTube video.

Video Processing The processing of the videos consists of video splitting, merging, and pre-annotation. We present the details of each processing step in the following paragraph.

Video splitting. For video splitting, the first step is Semantics-aware Video Splitting. We follow the method outlined in Panda-70M[3] for semantics-aware video splitting. This two-stage algorithm divides a long video into semantically coherent clips: 1) Shot Boundary Detection: In the first stage, we split the video based on shot boundary detection, as semantic content often changes with the start of a new scene. 2) Stitching Adjacent Clips: In the second stage, adjacent clips that were incorrectly separated in the first stage are merged to avoid overly short segments. This is achieved by using ImageBind[8] to extract frame embeddings and merge clips with similar embeddings. Different from Panda-70M, we did not filter out videos with complex transitions or redundant clips to maintain continuity for later merging.

The second for video splitting is to use CLIP[49] to split videos longer than 40 seconds, so that the video clips can be annotated using GPT series tools. Specifically, we extract one frame per second and use CLIP to obtain frame features. Starting with the 0th frame, we calculate cosine similarity to identify the most deviating frame among the next 39 frames as the i th frame. This can create a sub-clip of less than 40 seconds from the 0th to the $(i - 1)$ th frame. We will continue this process from the i th frame until all sub-clips are shorter than 40 seconds. Using this method, all the video clips we obtain are within 40 seconds. The clip model we used here is CLIP-ViT-L-patch14.

Video merging. For video merging, we combined videos specifically for the four-time ranges of the 60s-120s, 120s-300s, 300s-600s, and 600s+. While merging videos into a specific time range, we ensured that at least one clip in the merged video had an action annotation that was 'none'. We also ensure that each merged video has no same video clips within the same range of time intervals. With the help of this strategy, we successfully merged video clips into videos of different lengths.

Video pre-annotation. First, we use Whisper [37] to extract the audio information from the video. The model we use is from <https://github.com/m-bain/whisperX>. With the help of Whisper, we can efficiently extract audio information from video clips and convert it into transcripts, which can then serve as auxiliary information for subsequent annotation. Next, we use the Segment Anything [11] to perform object detection and labelling on the previously extracted frame images. We use the model from <https://github.com/IDEA-Research/Grounded-Segment-Anything>, specifically employing the Grounded-SAM with RAM pipeline. With this pipeline, we can obtain labels and bounding boxes corresponding to all objects in the image. After filtering out objects that occupy too much (usually the background) or too little space in the image, we use them as auxiliary information during annotation. In addition, we also download the video title and category, which users write, as the topic information to help GPT-4o understand the topics of video clips.

Detailed Prompts In this section, we present all the prompts we used to construct question-answer pairs based on video clips. We first annotate the video clips from different aspects in the order of Figure 7, 8, 9, 10, and 11. Regarding the specific input, we convert the concatenated image into base64 format, while for textual information, it is input in the form of "Video Title: {title}\nVideo Category: {category}\n," where {title} and {category} represent the actual title and category of the video, respectively. Then, we use Figure 12, 13, 14, 15, and 16 to transform the annotations of the video clips into annotations of longer merged videos and construct the corresponding question-answer pairs. Finally, we use Figure 17 to convert the previously constructed open-ended question-answer pairs into multiple-choice question-answer pairs.

A.4 Evaluation Description

To streamline the evaluation of models like GPT-4o and Gemini-1.5-Flash, which necessitate API calls, a video is submitted alongside multiple questions, with a cap of eight questions at once. For GPT-4o, a specific methodology is applied to process videos for assessment. This involves sampling one frame per second for videos less than 100 seconds long, and for videos exceeding this duration,

Table 7: **Evaluation results on VideoVista sorted by Category.** These categories come from YouTube’s classification of videos. Autos & Vehicles (**A&E**), Comedy (**Com.**), Education (**Edu.**), Entertainment (**ENT.**), Film & Animation (**F&A**), Gaming (**Gam.**), Howto & Style (**H&S**), Music (**Mus.**), News & Politics (**N&P**), People & Blogs (**P&B**), Pets & Animals (**P&A**), Science & Technology (**S&T**), Sports (**Spo.**), Travel & Events (**T&E**).

Model	A&V	Com.	Edu.	Ent.	F&A	Gam.	H&S	Mus.	N&P	P&B	P&A	S&T	Spo.	T&E
Video-LLaMA	26.7	26.0	24.9	24.2	25.0	23.9	24.3	26.8	24.8	26.3	26.1	26.0	25.4	26.4
Video-ChatGPT	36.5	34.8	38.4	36.1	34.4	36.0	36.1	48.8	38.4	37.7	35.6	39.3	38.3	36.9
IVA	38.7	38.4	39.7	40.9	35.0	41.4	37.0	46.3	41.6	40.3	41.2	39.5	46.0	45.2
Video-LLaVA	52.9	57.5	54.9	58.9	52.5	53.8	53.5	56.1	59.4	56.6	62.7	58.8	60.6	63.6
LLaMA-VID	54.4	58.8	55.5	57.6	52.5	57.3	52.8	58.5	59.4	58.6	60.3	58.4	61.6	63.8
LLaVA-NeXT-Video	55.6	58.3	54.3	58.5	54.0	59.5	53.0	51.2	61.3	56.1	60.9	56.5	60.7	60.4
VideoChat2-Vicuna	50.5	53.8	52.7	57.4	48.7	49.4	53.1	53.7	57.3	53.5	55.7	57.8	56.1	58.0
VideoChat2-Mistral	53.6	59.7	55.4	61.7	49.9	50.9	58.0	63.4	63.5	58.9	63.7	60.6	60.4	59.2
Gemini-1.5-Flash	74.2	75.5	75.4	80.8	68.3	76.5	77.7	83.8	81.1	77.6	79.2	78.1	79.3	79.8
GPT-4o	75.6	77.5	76.3	80.1	71.1	77.5	79.4	72.1	83.3	80.2	80.1	79.0	81.4	81.8

Table 8: **Evaluation results on VideoVista sorted by Duration.** The videos were divided into five duration ranges: 0-60s (**Tiny**), 60-120s (**Short**), 120-300s (**Med.**), 300-600s (**Long**), and 600s+ (**Huge**). The evaluation scores for the Video Understanding tasks were then calculated for videos within each duration range.

Model	Tiny	Short	Med.	Long	Huge
Video-LLaMA	25.1	25.9	26.2	23.3	21.7
Video-ChatGPT	35.6	36.4	35.6	38.6	35.4
IVA	37.5	36.6	36.3	40.5	45.6
Video-LLaVA	58.0	52.9	51.0	53.9	54.3
LLaMA-VID	57.8	53.5	50.7	55.0	54.6
LLaVA-NeXT-Video	59.8	52.7	50.9	52.6	53.8
VideoChat2-Vicuna	57.1	51.5	47.5	50.6	51.2
VideoChat2-Mistral	58.0	52.9	51.0	53.9	54.3
Gemini-1.5-Flash	84.1	72.8	69.1	71.1	68.4
GPT-4o	83.5	73.2	70.9	70.9	73.1

a uniform sampling of 100 frames is employed. When inputting frame images into the GPT4-o, we use the same method of composed images as during annotation. We concatenate four adjacent frame images horizontally into one image, thus controlling the maximum number of images input into GPT-4o to be within 25. In contrast, for the Gemini-1.5-Flash model, the original, full-length video is utilized directly in evaluations, accommodating its capability to handle extensive multi-modal contexts.

Notably, the evaluation of the Relation Reasoning task is somewhat special, as this task involves an additional image input or video input besides the regular video input. Most existing open-source Video-LLMs do not support video-image joint input or multi-video input. Therefore, we only conducted related evaluations on GPT-4o and Gemini-1.5-Flash. When evaluating the Image-Video task of GPT-4o, we place the single image at the front of all composed images. For the Video-Video evaluation, we specify in the system message up to which frame image corresponds to video 1. The API interface of Gemini already supports mixed image and video input or multiple video inputs. We have pre-implemented declarations of the input information in the text.

A.5 Result Reproduction

A.5.1 Comparative Models

Video-LLaMA [54] leverages Vision Encoder and Audio Encoder to process video independently. The Vision Encoder uses 16 video frames as input.

Video-ChatGPT [31] utilize average pooling to generate temporal and spatial features. It uniformly samples 100 frames from the video and obtains frame-level embeddings. These embeddings undergo

average pooling to generate temporal and spatial features. The features are concatenated to form video-level features, which are then input into the LLM.

Video-LLaVA [22] binds visual signals to the language feature space, unifying visual representations, and proposes a solution to align before projection. When processing input videos, it uses 8 frames uniformly sampled from the video.

LLaMA-VID [17] representing each frame with two distinct tokens, namely context token and content token. The context token encodes the overall image context based on user input, whereas the content token encapsulates visual cues in each frame. As for video input, LLaMA-VID extracts frames at a speed of 1 FPS.

IVA [19] present an interactive visual adapter within LLMs, designed to enhance interaction with fine-grained visual elements. The IVA model uses a high-frequency sampling method of five frames per second for shorter videos, while it samples 200 frames from the video for longer videos.

LLaVA-NeXT-Video [23] employs the same model architecture as LLaVA[25], effectively reduces the feature dimension of a single image representation through spatial pooling.

VideoChat2 [16] effectively compresses the visual features using the UMT-L visual encoder and Qformer. It also samples 16 frames from each video as input.

Gemini-1.5-Flash is the newest Gemini model published by Google. It has a default context window of up to one million tokens and has demonstrated strong performance in long videos.

GPT-4o is the latest GPT model published by OpenAI. It achieves GPT-4 Turbo-level performance on text, reasoning, and coding intelligence while setting new high watermarks on multilingual, audio, and vision capabilities.

A.5.2 Detailed Experimental results

We further present the tables of experimental results about model performances divided by Duration and Category in Tables 7 and 8.

A.6 Case Data

In Figures 18- 44, we provide a specific case for each proposed task type. The case shows sampled frames from the video, along with the corresponding questions, options and ground truth. Besides, we included the responses to the questions from two commercial models, GPT-4o and Gemini, as well as four high-performing open-source Video-LLMs: LLaMA-VID, LLaVA-NeXT, Videochat2, and VideoLLaVA. From these cases, we can also observe the significant gap between open-source Video-LLMs and commercial models.

Prompt to Annotate Action:

You are an AI visual assistant specialized in analyzing videos.

You will receive a series of composed images and each composite image contains temporal frames. All composed images form a clip of a video. Additionally, we provide you with some additional information about the video: Title, Category, and Audio transcripts.

For the video frames:

1. Except for the last image, each of the composed images contains 4 temporal frames from the video from left to right. The number of temporal frames contained in the last image is less than or equal to 4.
2. The first frame of first image corresponds to the 0 second of the video, the second frame of first image corresponds to the 1 second of the video, while the first frame of second image corresponds to the 4 second of the video, and so on.

For the Title:

The video title provides insight into the video's main theme but shouldn't be solely relied upon for action information.

For the Category:

The video category is self-labeled by users upon upload, hence errors may exist.

For the Audio Transcripts:

1. The audio transcript may be none, and its format is starting with 'Second {begin_second} to {end_second}'.
2. The audio transcript may be noisy. When using it, you need to judge for yourself whether the information in it is valid.
3. The actions mentioned in the audio transcript may not be the actions being performed by the speaker.

Task Instruction:

Your task is to recognize all the actions in the provided video along with the subjects corresponding to the actions, and segment them based on time.

1. The 'Time' consists of two parts: start second and end second.
2. The 'Subject' should include prominent features such as gender, clothing, etc., and be expressed as an adjective phrase. If possible, the subject is preferably a person.
3. The 'Action' should be as detailed as possible. You don't need to break down a single action into multiple smaller actions; instead, output a detailed and complete action.
4. If there are no obvious actions in the image, use 'none' to represent it. Therefore, you need to carefully analyze the input frames to make a judgment.
5. When multiple subjects are executing actions simultaneously, you need to provide multiple recognition results for the corresponding time periods. Just like the last example in the Reference Examples.

Based on the above demands, generate the response in the form of a Python list of dictionary strings with keys "Time" for the time segment, "Subject" for the subject of the action and "Action" for the recognized action.

The final output format is: [{"Time": [begin_second, end_second], "Subject": "Subject of Action", "Action": "Your recognized action"}, ..., {"Time": [begin_second, end_second], "Subject": "Subject of Action", "Action": "Your recognized action"}]

Reference Examples:

```
[{"Time": [0, 3], "Subject": "Woman athletes wearing different colored clothes", "Action": "Running on the sports field"}, {"Time": [3, 5], "Subject": "A dense crowd of spectators in the stands", "Action": "Cheering for the athletes"}]
```

```
[{"Time": [0, 1], "Subject": "Woman with mustard sleeve and green apron", "Action": "Using a screwdriver to loosen the screws on the kitchen cupboard doors"}, {"Time": [1, 3], "Subject": "Woman with mustard sleeve and green apron", "Action": "Removing the loosened screws from the kitchen cupboard doors by hand"}]
```

```
[{"Time": [0, 5], "Subject": "Man in a black t-shirt and woman in a red hoodie", "Action": "Walking down a rural road"}, {"Time": [0, 2], "Subject": "A woman wearing black pants and a black-and-white top", "Action": "Walking backwards on a rural road"}, {"Time": [3, 5], "Subject": "A woman wearing black pants and a black-and-white top", "Action": "Turn around and run to chase the brownish-yellow dog"}, {"Time": [1, 5], "Subject": "A brownish-yellow dog", "Action": "Running down a rural road"}]
```

```
[{"Time": [0, 3], "Subject": "none", "Action": "none"}]
```

Figure 7: Prompts of annotating action of video clips.

Prompt to Annotate Event:

You are an AI visual assistant specialized in analyzing videos.

You will receive a series of composed images and each composite image contains temporal frames. All composed images form a clip of a video. Additionally, we provide you with some additional information about the video: Action Information, Title, Category, Audio transcripts and Boxes.

For the video frames:

1. Except for the last image, each of the preceding images contains 4 temporal frames from the video from left to right. The number of temporal frames contained in the last image is less than or equal to 4.
2. The first frame of first image corresponds to the 0 second of the video, the second frame of first image corresponds to the 1 second of the video, while the first frame of second image corresponds to the 4 second of the video, and so on.

For the Action Information:

1. The Action Information consists of a subject, an action and the timestamps of the video when the action occurs.
2. The Action Information may be error, before use, you need to judge it in combination with the input frame images.

For the Title:

The video title provides insight into the video's main theme but shouldn't be solely relied upon for action information.

For the Category:

The video category is self-labeled by users upon upload, hence errors may exist.

For the Audio Transcripts:

1. The audio transcript may be none, and its format is starting with 'Second {begin_second} to {end_second}'.
2. The audio transcript may be noisy. When using it, you need to judge for yourself whether the information in it is valid.

For the Boxes:

1. For the video frame at the {second} second of input, we provide corresponding the boxes, starting with 'Second {second}'.
2. The boxes for each second is provided in the form of '{label}: {box}', and if there are multiple boxes, they are separated by ','.
3. The label within the boxes may be error; you need to judge based on the image when using it.

Task Instruction:

Your task is to describe the input video into one specific event, each part of the event requiring a temporal relationship. The description of characters in the event should include observable information such as clothing and gender. Note the temporal action change and the main content this video presents.

When using the information from the frame and audio transcript, directly explain the scene, and do not mention that the information source is the frame or audio transcript. Always answer as if you are directly looking at the video.

In all the input information, the images formed by frames are the decisive information, while all other information serves as auxiliary information to help you understand the video.

Please generate the response in the form of a Python list of dictionary strings with keys Event for the event you detected, same as: [{"Event": "your detected event".}]

Reference Examples:

[{"Event": "A man wearing a red shirt uses a fork to dig food out of a shell. Subsequently, he places the retrieved food into his mouth and begins to chew."}]

[{"Event": "The person wearing a white shirt first pours an ounce of simple syrup into a small glass. Then, he pours the liquid from the small glass into a large glass."}]

[{"Event": "A man in a business suit stands at a busy urban intersection, checking his watch. He waves down a yellow taxi, which pulls up beside him. He opens the door, exchanges a few words with the driver, and climbs into the backseat of the cab."}]

Figure 8: Prompts about the annotating event of video clips.

Prompt to Annotate Object (Part I):

You are an AI visual assistant specialized in analyzing videos.

You will receive a series of composed images ...

For the video frames: ...

For the Title: ...

For the Category: ...

For the Boxes: ...

Task Types:

1. Object Existence. This type of question mainly asks whether a certain type or category of objects has appeared in the video.
2. Object Count. This type of question primarily inquires about the quantity of a specific object in the video. Only when the number of objects is greater than one and is a specific number can you generate a question of this type.
3. Object Temporal Location. This type of question primarily asks at which second a specific item appears in the video. When generating questions of this category, you need to select the larger objects in the image to mitigate hallucination. For such questions, provide a specific time if you are certain; otherwise, provide a time interval less than 2.
4. Object Spatial Location. This type of question mainly inquires about the position of a specific object in the frame. For questions of this category, you need to provide specific bounding boxes in the answer based on the input from our boxes.
5. Object Spatial Tracking. This type of question primarily asks how a specific object is moving. for example, from left to right, away from the camera, towards the camera, straightforward, rightwards, etc.
6. Object Temporal Relation. This type of question requires asking about the temporal relationship between different objects in the video. For example, which object appears first, which one disappears first, etc.
7. Object Spatial Relation. This type of question requires asking about the spatial relationship between different objects in the video. For example, what position is object A in relative to object B?
8. Optical Character Recognition. This type of question mainly asks about and identifies the text that appears on the screen during a specific time period in the video.

Task Instruction:

Your task is to use the provided information, create three questions about the video, and provide corresponding answers.

When generating questions, you need to select three types of questions from the above task types that can provide accurate answers, and generate questions corresponding to these types.

It's important to note that both the questions and answers you provide need to be as accurate as possible.

If you cannot create questions from the input visual content, then output 'none'

When using the information from the frames or boxes, directly explain the scene, and do not mention that the information source is the frames or boxes. Always answer as if you are directly looking at the video.

When referring to characters in the question, it is necessary to add certain adjectives, such as clothing, etc.

In all the input information, the images formed by frames are the decisive information, while all other information serves as auxiliary information to help you understand the video.

Please generate the response in the form of a Python list of dictionary string with keys Q for question, A for answer and Type for question type. Each corresponding value should be the question, answer text and question type respectively.

For example, your response should look like this: [{"Q": "Your first question here...", "A": "Your first answer here", "Type": "Corresponding question type"}, {"Q": "Your first question here...", "A": "Your first answer here", "Type": "Corresponding question type"}, ...]

Figure 9: Prompts about the annotating objects of video clips. The description of the input information is partially omitted here because it is the same as the previous prompt.

Prompt to Annotate Object (Part II):

Reference Examples:

```
[{"Q": "Does cat appear in this video?", "A": "Yes, a cat appears in the second half of the video.", "Type": "Objects Existence"}, {"Q": "At what second does the brown dog appear in the video?", "A": "The brown dog first appears in the video around 14-15 seconds.", "Type": "Objects Temporal Location"}, {"Q": "Who appears first in the video, the dog or the cat?", "A": "The dog appears in the video before the cat.", "Type": "Objects Temporal Relation"}] [{"Q": "At what second does the red ship appear in the video?", "A": "Around the 8th second of the video, we can see a red ship on the river.", "Type": "Objects Temporal Location"}, {"Q": "When the red ship appears, where is it positioned in the video frame?", "A": "[0.62, 0.41, 1.0, 0.94].", "Type": "Objects Spatial Location"}, {"Q": "In which direction is the ship driving?", "A": "The red ship is moving from right to left.", "Type": "Objects Spatial Tracking"}] [{"Q": "Does a zookeeper appear in the video?", "A": "No, there is no zookeeper appearing in the video.", "Type": "Objects Existence"}, {"Q": "How many elephants appear in total in the video?", "A": "In total, two elephants appear in the video.", "Type": "Objects Counts"}, {"Q": "What animal is on the left side of the elephants?", "A": "A group of giraffes is positioned to the left of the elephants.", "Type": "Objects Spatial Relation"}] [{"Q": "How many different items does the person show in the video?", "A": "The person shows two different items in the video: a small white bag and a brown beanie.", "Type": "Objects Counts"}, {"Q": "What objects are to the right front of the person in the video?", "A": "To the right front of the person is a MacBook laptop.", "Type": "Objects Spatial Location"}, {"Q": "At what second does the person start showing the brown beanie?", "A": "The person starts showing the brown beanie around the 25th second.", "Type": "Objects Temporal Location"}] [{"Q": "Who disappears from the video frame first, the person or the horse?", "A": "The person disappears first in the video.", "Type": "Objects Temporal Relation"}, {"Q": "In what direction is the horse moving in the video?", "A": "The horse first moves to the left, and after a while, it turns around and begins to move to the right.", "Type": "Objects Spatial Tracking"}, {"Q": "Does a horse appear in this video?", "A": "Yes, a horse appears in the video.", "Type": "Objects Existence"}] [{"Q": "What is written on the sign above the entrance of the fortress?", "A": "The sign above the entrance of the fortress reads 'Medieval Times'.", "Type": "Optical Character Recognition"}, {"Q": "Does a person appear at the entrance of the fortress in the video?", "A": "Yes, multiple people appear at the entrance of the fortress in the video.", "Type": "Objects Existence"}, {"Q": "At the first second of the video, what are the bounding box coordinates of the building?", "A": "The bounding box for the building is [0.00, 0.12, 0.98, 0.98]", "Type": "Objects Existence"}]
```

Figure 10: Prompts about the annotating objects of video clips.(continued)

Prompt to Annotate Reasoning:

You are an AI visual assistant specialized in analyzing videos.

You will receive a series of composed images...

For the video frames: ...

For the Title: ...

For the Category: ...

For the Audio Transcripts: ...

Task Types:

1. Counterfactual Reasoning. This type of question primarily focuses on considering what would have happened if a certain event or circumstance had been different. These question typically begins with phrases like 'What if...' or 'Imagine if...!'
2. Commonsense Reasoning. This type of question typically requires you to apply everyday knowledge about the physical and social world to understand and reason about the video content. For example, asking whether the architecture appearing in the video is Gothic or Baroque, inquiring about the phylum of animal, inquiring about the founder of specific brand, inquiring about the sports position of athlete, asking about the material of a specific object, etc.
3. Causal Reasoning. This type of question mainly focuses on inferring the causal relationship between events. For instance, determining why a particular action occurred based on preceding events. These question typically begins with words like 'Why' or 'How'.

Task Instruction:

Your task is to use the provided information, create one question about the video, and provide corresponding answers.

When generating question, check the three task types above, select one that matches the input video, and then generate a complex question related to the video based on that task type, along with its corresponding answer. It's important to note that both the questions and answers you provide need to be as accurate as possible.

When using the information from the frames and audio transcript, directly explain the scene, and do not mention that the information source is the frames and audio transcript. Always answer as if you are directly looking at the video.

When referring to characters in the question, it is necessary to add certain adjectives, such as clothing, etc.

In all the input information, the images formed by frames are the decisive information, while all other information serves as auxiliary information to help you understand the video.

Please generate the response in the form of a Python dictionary string with keys Q for question, A for answer and Type for question type. Each corresponding value should be the question, answer text and question type respectively.

For example, your response should look like this: {"Q": "Your first question here...", "A": "Your first answer here", "Type": "Corresponding question type"}

Reference Examples:

{"Q": "What if the people in the video doesn't put the food from the beginning into the pot and instead eat it directly, what would be the result?", "A": "The food shown at the beginning of the video is raw beef. Eating raw beef can pose significant health risks due to the potential presence of harmful bacteria such as E. coli, Salmonella, and Listeria. If the people in the video eat raw beef, they are likely to experience symptoms such as nausea, vomiting, diarrhea, abdominal pain, fever, and so on.", "Type": "Counterfactual Reasoning"}

{"Q": "Which country does the food eaten by the man in the video come from?", "A": "The food the man in the video is eating is hot pot. Hot pot originated from China.", "Type": "Commonsense Reasoning"}

{"Q": "Why does the boy stand on one leg after moving to the front?", "A": "This boy is striking a pose.", "Type": "Causal Reasoning"}

{"Q": "Imagine if the animal on the man's hand in the video bites his arm, what would happen?", "A": "The animal in the video is a Burmese python. Burmese pythons are non-venomous snakes. Therefore, if the man in the video is bitten, he will feel pain but will not be poisoned.", "Type": "Counterfactual Reasoning"}

{"Q": "What is the ride in the center of the screen at the beginning of the video?", "A": "The ride at the beginning of the video is the London Eye.", "Type": "Commonsense Reasoning"}

{"Q": "How does the woman make a hole in the paper bag?", "A": "She uses scissors to make a hole in the paper bag.", "Type": "Causal Reasoning"}

Figure 11: Prompts of annotating reasoning of video clips. The description of the input information is partially omitted here because it is the same as the previous prompt.

Prompt to Merge Event:

You're an AI visual assistant specialized in analyzing videos.

You will receive event information in the form of JSON dictionary. Additionally, we provide you with some additional information about the video: Title, Category and Audio Transcripts.

For the event information:

1. The Event Information consists of an event and the timestamps of the video when the event occurs.
2. The input event may contain hallucination. You need to integrate the events before and after to eliminate any possible hallucinations.
3. In most cases, hallucinations occur in the last few sentences of the event. Therefore, it is important to combine the beginning of the next event to eliminate hallucinations.

For the Audio Transcripts: ... # For the Title:... # For the Category: ...

Task Type:

1. Brief Description. This type of task requires providing a brief description of the video, with the description limited to one to two sentences.
2. Detailed Description. This type of task requires providing a detailed description of the video, with the description limited to five to six sentences.
3. Event Location. This type of task mainly inquires for starting time or duration of a specific event in the video. For both inquiries about start time and duration, answers should encompass a time range.
4. Event Description. This type of task mainly asks how a specific event progresses in the video. This type of question usually involves only a single event in the video.
5. Event Sequences. This type of task requires providing a brief description of all events occurring in the video and arranging them in order. In response, the detected events must be labeled with numbers like 1, 2, 3.

Task Instruction:

You need to create a question and its corresponding answer for each of the five Task Types mentioned above.

Ensure that the questions can be answered from the event information.

When using the information from the event information, directly explain the scene, and do not mention that the information source is the event information. Always answer as if you are directly looking at the video.

When referring to multiple characters in the question, it is necessary to add certain adjectives, such as clothing, etc. In generated answer, you can use 'second' to indicate time, but don't mention 'frame'.

Please generate the response in the form of a Python list of dictionary string with keys Q for question and A for answer. Each corresponding value should be the question and answer text respectively.

For example, your response should look like this: [{"Q": "Your first question here...", "A": "Your first answer here...", "Type": "Corresponding question type"}, ..., {"Q": "Your third question here...", "A": "Your third answer here...", "Type": "Corresponding question type"}]

Reference Examples:

[{"Q": "What is the primary focus of the video?", "A": "The video primarily focuses on demonstrating how to cook great scrambled eggs, starting with whisking eggs and ending with scrambling them in a pan until they are ready to be served.", "Type": "Brief Description"},

{"Q": "Could you describe the process of making scrambled eggs as shown in the video?", "A": "The process begins with a person whisking eggs in a bowl to create a smooth, uniform mixture. Next, the mixture is poured into a pan prepped with butter (and a bit of bacon as mentioned), where it is continuously stirred with a spatula by a person in a patterned top. The stirring and folding technique ensures even cooking and prevents the eggs from sticking, resulting in light and fluffy scrambled eggs. The cooked eggs are finally transferred from the pan onto a plate for serving.", "Type": "Detailed Description"},

{"Q": "At approximately which second in the video does the person transfer the eggs to the plate?", "A": "At around 86-90 seconds into the video, the person transfers the eggs to the plate.", "Type": "Event Location"},

{"Q": "How does the person initially prepare the scrambled eggs before cooking them in the pan?", "A": "The person starts by whisking eggs in a bowl with a wire whisk, ensuring they are all broken up before pouring the egg mixture into the pan.", "Type": "Event Description"},

{"Q": "In what sequence do the events occur in the video?", "A": "1) Whisking eggs in a bowl using a wire whisk. 2) Adding butter to the pan and heating it. 3) Pouring the whisked eggs into the hot pan. 4) Using a spatula to repeatedly stir-fry the eggs in the pan. 5) Plate the cooked eggs and present them.", "Type": "Event sequences"}]

Figure 12: Prompts of merging event annotation of video clips.

Prompt to Merge Action (Part I):

You're an AI visual assistant specialized in analyzing videos.

You will receive Action Information and Event Information in the form of JSON dictionary.

For the Action Information:

1. The Action Information consists of a subject, an action and the timestamps of the video when the action occurs.
2. The input actions may contain errors. You need to consider the actions in the preceding and following time periods, to determine and remove error actions.
3. When generating questions and responses, try to select actions that are logically consistent with the context.
4. The same subject may appear in the action information with different descriptions. You need to merge the subjects in the action information.

For the Future Action:

1. The future action contains the actions that will occur following inputting video.
2. This future action is only needed when you are constructing an 'Action Prediction' task; otherwise, ignore this part of the information.
3. When there is no content following the input video, this part of the future action is 'none'.

For the Event Information:

1. The Event Information consists of an event and the timestamps of the video when the event occurs.
2. The input event may contain hallucination. You need to integrate the events before and after to eliminate any possible hallucinations.
3. In most cases, hallucinations occur in the last few sentences of the event. Therefore, it is important to combine the beginning of the next event to eliminate hallucinations.

For the Audio Transcripts: ... # For the Title: ... # For the Category: ...

##Task Type:

1. Action Recognition. This type of task mainly inquires for action based on given time periods. Note that the answer is preferably specific actions rather than scene description. Besides, you need to provide an approximate time range in the question.
2. Action Location. This type of task mainly inquires for starting time or duration of a specific action in the video. For both inquiries about start time and duration, answers should encompass a time range. For questions asking about the starting time, the size of the time interval provided in the answer should not exceed 5.
3. Action Sequence. This type of task requires providing a brief description of all actions occurring in the video and arranging them in order. In response, the detected actions must be labeled with numbers like 1), 2), 3). If the actions before and after are the same, they need to be merged. For videos longer than ten minutes, then action sequences you provide should be around 10. If there are too many actions in the video, you only need to provide the main actions.
4. Action Prediction. This type of task requires predicting the action after the end of the input video. You can refer to 'Future Action' for anticipating the answer. If the future action is 'none', you should predict it based on events information.
5. Action Count. This type of question mainly asks about the number of actions required to **complete a task** in the video. It should be noted that when answering such questions, you need to merge similar actions and only retain actions with a certain degree of distinction.

Figure 13: Prompts of merging action annotation of video clips.

Prompt to Merge Action (Part II)

##Task Instruction:

You need to create a question and its corresponding answer for each of the five Task Types mentioned above.

Ensure that the questions can be answered from the action and event information.

When generating questions and answering questions, event information can help you better understand the entire video.

When using the information from the action information, directly explain the scene, and do not mention that the information source is the action information. Always answer as if you are directly looking at the video.

When referring to multiple characters in the question, it is necessary to add certain adjectives, such as clothing, etc.

In generated answer, you can use 'second' to indicate time, but don't mention 'frame'.

Please generate the response in the form of a Python list of dictionary string with keys Q for question and A for answer. Each corresponding value should be the question and answer text respectively.

For example, your response should look like this: [{"Q": "Your first question here...", "A": "Your first answer here...", "Type": "Corresponding question type"}, ..., {"Q": "Your third question here...", "A": "Your third answer here...", "Type": "Corresponding question type"}]

##Reference Examples:

```
{{"Q": "What action does the person with a ring perform between the first and fourth second of the video?", "A": "The person with a ring on their left hand is whisking eggs in a white bowl with a wire whisk.", "Type": "Action Recognition"},
```

```
{"Q": "When does the person start pouring the egg mixture into the pan?", "A": "The subject starts pouring the egg mixture into the pan from 19 seconds to 24 seconds.", "Type": "Action Location"},
```

```
{"Q": "Can you describe the sequence of actions performed from the beginning to the end of the video?", "A": "1) A person with a ring on their left hand starts whisking eggs in a white bowl with a wire whisk. 2) The same person continues to whisk the eggs, making sure they are all broken up. 3) The person then prepares a pan with butter and bacon, and adds the egg mixture. 4) Using a spatula, the person stirs and cooks the scrambled eggs in the pan, continuously ensuring even cooking. 5) Finally, scrambled eggs are transferred out of the frying pan.", "Type": "Event Location"},
```

```
{"Q": "What action will happen right after this video comes to an end?", "A": "none", "Type": "Action Prediction"},
```

```
{"Q": "How many actions does it take for the person in the video to fry an egg?", "A": "The person in the video requires four different actions to fry the egg: whisking the eggs in a glass bowl, pouring the eggs from the bowl into a frying pan, flipping and stirring the eggs in the frying pan, and plating the cooked eggs.", "Type": "Action Count"}]
```

Figure 14: Prompts of merging action annotation of video clips(continued).

Prompt to Merge Object (Part I):

You're an AI visual assistant specialized in analyzing videos.

You will receive a series of Question and Answer Pairs in the form of list of JSON dictionary and Event Information to help you understand the video.

For Question and Answer Pairs:

The original video is divided into several segments of varying lengths, and for each segment, we provide three questions along with their corresponding answers and time position of the video segment in the original video. All of input questions can be categorized into the following eight task types:

1. **Objects Existence.** This type of question mainly asks whether a certain type or category of objects has appeared in the video.
2. **Objects Count.** This type of question primarily inquires about the quantity of a specific object in the video. Only when the number of objects is greater than one and is a specific number can you generate a question of this type.
3. **Objects Temporal Location.** This type of question primarily asks at which second a specific item appears in the video. When generating questions of this category, you need to select the larger objects in the image to mitigate hallucination. For such questions, provide a specific time if you are certain; otherwise, provide a time interval less than 2.
4. **Objects Spatial Location.** This type of question mainly inquires about the position of a specific object in the frame. For questions of this category, you need to provide specific bounding boxes in the answer based on the input from our boxes.
5. **Objects Spatial Tracking.** This type of question primarily asks how a specific object is moving. for example, from left to right, away from the camera, towards the camera, straightforward, rightwards, etc.
6. **Objects Temporal Relation.** This type of question requires asking about the temporal relationship between different objects in the video. For example, which object appears first, which one disappears first, etc.
7. **Objects Spatial Relation.** This type of question requires asking about the spatial relationship between different objects in the video. For example, what position is object A in relative to object B?
8. **Optical Character Recognition.** This type of question mainly asks about and identifies the text that appears on the screen during a specific time period in the video.

For Event Information:

1. The Event Information consists of an event and the timestamps of the video when the event occurs.
2. The Event Information can help you understand the video, thereby mitigating the possible hallucinations in the question and answer pairs.

For the Title: ... # For the Category: ...

Figure 15: Prompts of merging object annotation of video clips.

Prompt to Merge Object (Part II):

Task Instruction:

You need to merge and modify the input questions based to the following steps.

Step 1. Modify all directly mentioned times in both questions and answers.

1) For questions or answers that directly mention time, you need to add the ****start time of the video segment**** to the time mentioned in the question or answer, ensuring the accuracy of the question and answer under the original video.

2) For 'start' and 'end' in questions and answers, you need to replace them with the start and end times of the corresponding video segment.

Step 2. Determine whether questions of the same task type can be merged.

1) For questions of Optical Character Recognition, you can merge them directly. And it is necessary to add time segments in the answers

2) For questions of Objects Existence, Objects Temporal Location, Objects Spatial Tracking and Objects Spatial Relation, if the task type of the questions and the queried objects are completely identical, you can merge them under the same type. For questions inquiring about different objects, you don't need to merge them.

Step 3. Determine whether it is necessary to add a time range in the question.

1) When the question already contains specific time or when the question is asking about time, don't add a time range in the question.

2) For questions of Objects Count, add a time range in the question to ensure the accuracy of the answer. For example, in the video from 11 to 16 seconds, how many elephants appeared in total?

3) For questions of Objects Temporal Relation, add a time range in the question to ensure the accuracy of the answer. For example, within 10 to 39 seconds in the video, which one appeared first, the dog or the cat?

4) For questions of Optical Character Recognition that have not been merged, if the question does not include time but the answer includes a time, you can move the time mentioned in the answer to the question.

5) Except for the above three types, questions from the remaining types should not include a time range.

##Output Instruction:

Please generate the response in the form of a Python list of dictionary string with keys "Q" for question, "A" for answer and "Type" for question type.

The time interval provided during input is no longer required during output; you only need to output the merged and modified question.

When using the information from the event information, directly explain the scene, and do not mention that the information source is the event information. Always answer as if you are directly looking at the video.

Figure 16: Prompts of merging object annotation of video clips.

Prompt to Generate Options:

You're an helpful AI visual assistant.

You will receive a JSON dictionary with questions and answers. Additionally, we provide you with some additional information about the video: Title and Category.

For JSON dictionary:

The JSON dictionary contains the following three keys:

1. 'Question' represents the original question.
2. 'Answer' represents the correct original open-ended answer.
3. 'Type' represents the task type of question.

For the Title and Category:

The video title and category provides insight into the video's main theme but don't include the video title or category in the generated questions and answers.

Task Instruction:

Your task is to generate one multi-choice question with four answer choices based on the input JSON dictionary. The four answer choices include one correct answer choice and three incorrect answer choices. Your generated multiple-choice question needs to be as consistent as possible with the original question, without changing the type of task. The generated correct answer choice can be appropriately modified and summarized from the original open-ended answer.

The generated incorrect answer choices should not include negative words.

Specifically, for the question where the origin answer has a bounding box in the form of [0.33, 0.31, 0.59, 1.0], all four answer choices you generate must also have similar bounding boxes

.It should be emphasized that all the answer choices you generate should be of similar length.

Please generate the response in the form of a Python dictionary string with keys "Question" for question and "Answer" for answer. Each corresponding value should be the question and answer text respectively.


For example, your response should look like this: {"Question": "Your first question here...", "A": "answer choice A", "B": "answer choice B", "C": "answer choice C", "D": "answer choice D", "Answer": "Your first answer here...", "Type": "Corresponding question type"}

Reference Examples:

```
{"Q": "In which direction is the boat driving?", "A": "straightforward", "B": "leftwards", "C": "rightwards", "D": "backwards", "Answer": "C. rightwards", "Type": "Objects Spatial Tracking"}
```

```
{"Q": "What is the boy doing at the beginning of video?", "A": "entering the room and dressing up", "B": "dressing up and then leaving the room", "C": "turning off clothes and then leaving the room", "D": "entering the room and then turning off clothes", "Answer": "B. dressing up and then leaving the room", "Type": "Action Recognition"}
```

Figure 17: Prompts of generating multi-choices question answer pairs for open-ended question answer pairs.



Question: Is a lamp visible in the video?

Options:

- A. Only a table appears, no lamp.
- B. No, there are no lamps present.
- C. Lamps are mentioned but not shown.
- D. Yes, a lamp is clearly visible.

Ground-Truth: D

Gemini: D

GPT-4o: D


LLaMA-VID: A

LLaVA-NeXT: B

Videochat2: B

VideoLLaVA: A

Figure 18: An Example of Video-LLMs responses and evaluation results of the Object Existence. We use **Green** to indicate correct and **Red** to indicate incorrect.



Question: How many different items does the person show in the video?

Options:

- A. four
- B. three
- C. two
- D. one

Ground-Truth: D

Gemini: D

GPT-4o: D


LLaMA-VID: B

LLaVA-NeXT: A

Videochat2: A

VideoLLaVA: A

Figure 19: An Example of Video-LLMs responses and evaluation results of the Object Count. We use **Green** to indicate correct and **Red** to indicate incorrect.



Question: How many different actions does the woman in the video perform while holding a child?

Options:

- A. five different actions
- B. two different actions
- C. four different actions
- D. three different actions

Ground-Truth: C

Gemini: C

GPT-4o: C

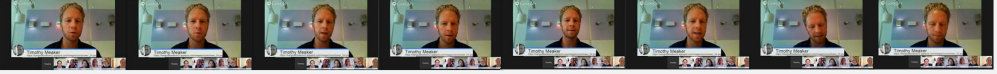
LLaMA-VID: A

LLaVA-NeXT: B

Videochat2: B

VideoLLaVA: A

Figure 20: An Example of Video-LLMs responses and evaluation results of the Action Count. We use **Green** to indicate correct and **Red** to indicate incorrect.




Question: Could you provide a detailed description of Timothy Meaker's tutorial on building a children's den?

Options:

- A. Timothy talks about using cardboard boxes and flashlights, focuses on soundproofing, and **shows a demo at the end.**
- B. Timothy recommends using plastic tents and battery-operated lamps, discusses safety measures, and **ends the session with feedback.**
- C. Timothy discusses constructing a den using large umbrellas and mosquito nets, emphasizes colored lighting, and thanks everyone at the end.
- D. Timothy explains building a den with sheets and clotheslines, highlights the importance of ventilation, and **conducts a quiz at the end.**

Ground-Truth: C
 Gemini: C
 GPT-4o: C
 LLaMA-VID: A
 LLaVA-NeXT: B
 Videochat2: D
 VideoLLaVA: A

Figure 21: An Example of Video-LLMs responses and evaluation results of the Detailed Description. We use **Green** to indicate correct and **Red** to indicate incorrect.




Question: What is the video primarily about?

Options:

- A. A tutorial on basic CAD software for beginners
- B. The history of the Alien movie franchise
- C. An introduction to 3D printing technology
- D. The process of designing and constructing Alien Xenomorph arm cosplay

Ground-Truth: D
 Gemini: D
 GPT-4o: D
 LLaMA-VID: A
 LLaVA-NeXT: A
 Videochat2: A
 VideoLLaVA: A

Figure 22: An Example of Video-LLMs responses and evaluation results of the Brief Description. We use **Green** to indicate correct and **Red** to indicate incorrect.




Question: How does the person in the video strip the paint from the parts using Dettol?

Options:

- A. They apply Dettol directly onto the parts, wait for a few minutes, and then scrub the paint away.
- B. They pour Dettol into a container with the parts, shake it, and soak them overnight without adding water.
- C. They dip the parts in Dettol, leave them for a few hours, and rinse them with water.
- D. They mix Dettol with water, soak the parts for a day, and then wipe the paint off.

Ground-Truth: B
 Gemini: B
 GPT-4o: B
 LLaMA-VID: A
 LLaVA-NeXT: C
 Videochat2: C
 VideoLLaVA: A

Figure 23: An Example of Video-LLMs responses and evaluation results of the Event Description. We use **Green** to indicate correct and **Red** to indicate incorrect.




Question: What are the sequential steps followed in the video to replace the vacuum motor?

Options:

- A. 1) Disassemble the entire vacuum, 2) Remove the old motor, 3) Install the new motor, 4) Apply glue around the new motor, 5) Test the vacuum
- B. 1) Test performance, 2) Remove the motor casing, 3) Install the new motor, 4) Clean the motor area, 5) Reassemble the vacuum
- C. 1) Access the motor, 2) Test the motor, 3) Install new cables, 4) Clean the vacuum interior, 5) Reassemble the vacuum
- D. 1) Access the motor, 2) Remove the old motor, 3) Install the new motor, 4) Apply sound insulation, 5) Reassemble the vacuum

Ground-Truth: D
 Gemini: D
 GPT-4o: D
 LLaMA-VID: A
 LLaVA-NeXT: C
 VideoChat2: A
 VideoLLaVA: C

Figure 24: An Example of Video-LLMs responses and evaluation results of the Event Sequence. We use **Green** to indicate correct and **Red** to indicate incorrect.




Question: What text can be seen in every frame of the video?

Options:

- A. SAFARI
- B. TRAVEL
- C. CONFLICT
- D. BEAUTY

Ground-Truth: A
 Gemini: A
 GPT-4o: A
 LLaMA-VID: D
 LLaVA-NeXT: D
 VideoChat2: D
 VideoLLaVA: B

Figure 25: An Example of Video-LLMs responses and evaluation results of the OCR. We use **Green** to indicate correct and **Red** to indicate incorrect.




Question: What action does the person in a black apron perform at the start of the video?

Options:

- A. Washing dishes
- B. Holding a plate with food
- C. Cutting vegetables
- D. Flipping a burger

Ground-Truth: B
 Gemini: B
 GPT-4o: B
 LLaMA-VID: C
 LLaVA-NeXT: D
 VideoChat2: D
 VideoLLaVA: D

Figure 26: An Example of Video-LLMs responses and evaluation results of the Action Recognition. We use **Green** to indicate correct and **Red** to indicate incorrect.




Question: Can you describe the sequence of actions performed from the beginning to the end of the video?

Options:

- A. The woman reviews the palette, discusses its look, and comments on the feel of the powders.
- B. The woman shows the palette packaging, lists ingredients, and applies makeup.
- C. The woman opens the palette, applies makeup, and shows the final look.
- D. The woman reviews the palette, applies makeup, and gives a final rating.

Ground-Truth: A
 Gemini: A
 GPT-4o: A
 LLaMA-VID: C
 LLaVA-NeXT: C
 VideoChat2: D
 VideoLLaVA: C

Figure 27: An Example of Video-LLMs responses and evaluation results of the Action Sequence. We use **Green** to indicate correct and **Red** to indicate incorrect.




Question: When do the scrambled eggs start being transferred onto the plate in the video?

Options:

- A. Between 70 to 75 seconds
- B. Between 100 to 105 seconds
- C. Between 55 to 60 seconds
- D. Between 90 to 93 seconds

Ground-Truth: D
 Gemini: D
 GPT-4o: D
 LLaMA-VID: A
 LLaVA-NeXT: C
 Videochat2: C
 VideoLLaVA: A

Figure 28: An Example of Video-LLMs responses and evaluation results of the Event Location. We use **Green** to indicate correct and **Red** to indicate incorrect.




Question: At what second does a banana first appear on the plate?

Options:

- A. At the 30th second
- B. At the 90th second
- C. At the 50th second
- D. At the 79th second

Ground-Truth: D
 Gemini-1.5-Flash: A
 GPT-4o: C
 LLaMA-VID: C
 LLaVA-NeXT: C
 Videochat2: C
 VideoLLaVA: C

Figure 29: An Example of Video-LLMs responses and evaluation results of the Object Temporal Location. We use **Green** to indicate correct and **Red** to indicate incorrect.



Question: Who appears first in the video, the bearded man or the man with glasses?

Options:

- A. The bearded man
- B. Both appear together
- C. The man with glasses
- D. Neither appears

Ground-Truth: A

Gemini: A

GPT-4o: A


LLaMA-VID: A

LLaVA-NeXT: C

VideoChat2: C

VideoLLaVA: C

Figure 30: An Example of Video-LLMs responses and evaluation results of the Object Temporal Relation. We use **Green** to indicate correct and **Red** to indicate incorrect.



Question: Where is the knife located at the 160th second?

Options:

- A. [0.13, 0.35, 0.57, 0.65]
- B. [0.27, 0.20, 0.61, 0.65]
- C. [0.27, 0.35, 0.61, 0.65]
- D. [0.27, 0.35, 0.61, 0.90]

Ground-Truth: C

Gemini: C

GPT-4o: C

LLaMA-VID: A

LLaVA-NeXT: B

VideoChat2: D

VideoLLaVA: D





Figure 31: An Example of Video-LLMs responses and evaluation results of the Object Spatial Location. We use **Green** to indicate correct and **Red** to indicate incorrect.



Question: At the 12th second of the video, where is the man relative to the woman?

Options:

- A. on the left side
- B. on the right side
- C. behind her
- D. in front of her

Ground-Truth: B

Gemini: B

GPT-4o: B

LLaMA-VID: C

LLaVA-NeXT: D

VideoChat2: C

VideoLLaVA: D

Figure 32: An Example of Video-LLMs responses and evaluation results of the Object Spatial Relation. We use **Green** to indicate correct and **Red** to indicate incorrect.



Question: In which direction does Santa Claus move relative to the Christmas tree throughout the video?

Options:

- A. Santa Claus rotates around the Christmas tree.
- B. Santa Claus moves towards the left side of the Christmas tree.
- C. Santa Claus remains stationary on the right side throughout the video.
- D. Santa Claus continuously moves back and forth beside the Christmas tree.

Ground-Truth: C
 Gemini: C
 GPT-4o: C
 LLaMA-VID: D
 LLaVA-NeXT: D
 VideoChat2: D
 VideoLLaVA: A

Figure 33: An Example of Video-LLMs responses and evaluation results of the Object Spatial Tracking. We use Green to indicate correct and Red to indicate incorrect.



Question: What is the crowd in the restaurant clapping for?

Options:

- A. The announcement of an event
- B. A live performance
- C. A surprise guest appearance
- D. A birthday celebration

Ground-Truth: A
 Gemini: A
 GPT-4o: A
 LLaMA-VID: B
 LLaVA-NeXT: B
 VideoChat2: B
 VideoLLaVA: B

Figure 34: An Example of Video-LLMs responses and evaluation results of the Human Activity Analysis. We use Green to indicate correct and Red to indicate incorrect.





Question: Which of the following violations might be present in the video?

Options:

- A. sexual
- B. violence
- C. hateful
- D. Self-harm
- E. None

Ground-Truth: B
 Gemini: E
 GPT-4o: B
 LLaMA-VID: E
 LLaVA-NeXT: D
 VideoChat2: E
 VideoLLaVA: D

Figure 35: An Example of Video-LLMs Responses and evaluation results of the Anomaly Detection. We use Green to indicate correct and Red to indicate incorrect.

Image  Video 


Question: How does the person in the image react through the video?


Options:

- A. starts with frustration and ends up working calmly on the laptops'
- B. remains calm and focused throughout the video
- C. expresses joy and excitement from start to end
- D. starts with a calm posture and ends up expressing distress by covering ears and yelling

Ground-Truth: D
 Gemini: D
 GPT-4o: D

Figure 36: An Example of Video-LLMs responses and evaluation results of the Relation Reasoning(Image-Video). We use Green to indicate correct and Red to indicate incorrect.

Video 1 

Video 2 


Question: What's the relationship between video 1 and video 2?

Options:

- A. video 1 is before video 2
- B. video 1 is after video 2
- C. video 1 is in video2
- D. none of above

Ground-Truth: D
 Gemini: B
 GPT-4o: C

Figure 37: An Example of Video-LLMs responses and evaluation results of the Relation Reasoning(Video-Video). We use Green to indicate correct and Red to indicate incorrect.




Question: What event will happen following the end of this video?

Options:

- A. Tourists board a boat for a river cruise
- B. A family prepares a meal in a cozy kitchen
- C. Children play games in a bustling playground
- D. People in varied attire walk through a vibrant market at night

Ground-Truth: D
 Gemini: D
 GPT-4o: D
 LLaMA-VID: A
 LLaVA-NeXT: C
 VideoChat2: A
 VideoLLaVA: A

Figure 38: An Example of Video-LLMs responses and evaluation results of the Event Prediction. We use Green to indicate correct and Red to indicate incorrect.




Question: What is expected to occur immediately after this video concludes?

Options:

- A. Women in blue uniforms starting a match on the field
- B. Teams gathering for a group photo on the field
- C. Men in yellow and green sports uniforms discussing and strolling on the field
- D. Spectators leaving the stands in large numbers

Ground-Truth: C
 Gemini: C
 GPT-4o: C
 LLaMA-VID: A
 LLaVA-NeXT: B
 VideoChat2: D
 VideoLLaVA: A

Figure 39: An Example of Video-LLMs responses and evaluation results of the Action Prediction. We use Green to indicate correct and Red to indicate incorrect.




Question: Why are the children raising their arms and moving in the video?

Options:

- A. They are participating in a group exercise.
- B. They are rehearsing for an upcoming musical.
- C. They are mimicking an animal for a project.
- D. They are playing a game outdoors.

Ground-Truth: B
 Gemini: B
 GPT-4o: B
 LLaMA-VID: A
 LLaVA-NeXT: A
 VideoChat2: A
 VideoLLaVA: A

Figure 40: An Example of Video-LLMs responses and evaluation results of the Causal Reasoning. We use Green to indicate correct and Red to indicate incorrect.




Question: What if the people in the video had not used the paddles while in the canoe?

Options:

- A. They would have sunk the canoe.
- B. They would have paddled even faster.
- C. They would have used a motor to move.
- D. They would not have moved efficiently on the water.

Ground-Truth: D
 Gemini: D
 GPT-4o: D
 LLaMA-VID: A
 LLaVA-NeXT: A
 VideoChat2: A
 VideoLLaVA: A

Figure 41: An Example of Video-LLMs responses and evaluation results of the Counterfactual Reasoning. We use Green to indicate correct and Red to indicate incorrect.




Question: What type of fish is shown in the video being prepared for eating?

Options:

- A. Salmon
- B. Tuna
- C. Sandsmelt
- D. Tilapia

Ground-Truth: C
 Gemini: C
 GPT-4o: C
 LLaMA-VID: A
 LLaVA-NeXT: B
 VideoChat2: B
 VideoLLaVA: A

Figure 42: An Example of Video-LLMs responses and evaluation results of the Commonsense Reasoning. We use Green to indicate correct and Red to indicate incorrect.




Question: What will happen right after this video comes to an end?

Options:

- A. The person will set the paper flat and adjust it.
- B. The person will start coloring the paper.
- C. The person will fold the paper into a box.
- D. The person will cut the paper into pieces.

Ground-Truth: B
 Gemini-1.5-Flash: C
 GPT-4o: C
 LLaMA-VID: D
 LLaVA-NeXT: D
 Videochat2: D
 VideoLLaVA: C

Figure 43: An Example of Video-LLMs responses and evaluation results of the Logic Reasoning. We use Green to indicate correct and Red to indicate incorrect.



Question: At what time in the video does the person's hand start dipping the fork into the sugar solution **again** after the initial actions?

Options:

- A. between 20 to 21 seconds
- B. between 16 to 17 seconds
- C. between 10 to 11 seconds
- D. between 5 to 6 seconds

Ground-Truth: B
 Gemini: A
 GPT-4o: C
 LLaMA-VID: D
 LLaVA-NeXT: D
 Videochat2: D
 VideoLLaVA: A

Figure 44: An Example of Video-LLMs responses and evaluation results of the Action Location. We use Green to indicate correct and Red to indicate incorrect.