

Do Not Design, Learn: A Trainable Scoring Function for Uncertainty Estimation in Generative LLMs

Duygu Nur Yaldiz^{1*} Yavuz Faruk Bakman^{1*} Baturalp Buyukates²
Chenyang Tao^{3†} Anil Ramakrishna^{3†} Dimitrios Dimitriadis^{3†}
Jieyu Zhao¹ Salman Avestimehr¹

¹University of Southern California ²University of Birmingham ³Amazon AI
{yaldiz, ybakman}@usc.edu

Abstract

Uncertainty estimation (UE) of generative large language models (LLMs) is crucial for evaluating the reliability of generated sequences. A significant subset of UE methods utilize token probabilities to assess uncertainty, aggregating multiple token probabilities into a single UE score using a scoring function. Existing scoring functions for probability-based UE, such as length-normalized scoring and semantic contribution-based weighting, are designed to solve certain aspects of the problem but exhibit limitations, including the inability to handle biased probabilities and complex semantic dependencies between tokens. To address these issues, in this work, we propose Learnable Response Scoring (LARS) function, a novel scoring function that leverages supervised data to capture complex dependencies between tokens and probabilities, thereby producing more reliable and calibrated response scores in computing the uncertainty of LLM generations. Our comprehensive experiments across question-answering and arithmetical reasoning tasks with various datasets demonstrate that LARS significantly outperforms existing scoring functions, achieving improvements of up to 16% AUROC score.¹

1 Introduction

Recent years have seen a transformative shift in AI with the rise of generative Large Language Models (LLMs). Their near-human capabilities in comprehension, generation, and information processing have revolutionized human-machine interactions, driving widespread adoption across industries such as healthcare, law, finance, and marketing (Ye et al., 2023; OpenAI, 2023; Touvron et al., 2023; Huang et al., 2023). Given that LLMs can sometimes

generate misleading or erroneous outputs (Ravi et al., 2024; Oğuz et al., 2024), it is crucial to evaluate how much reliance should be placed on their responses. Detecting unreliable, factually incorrect, or irrelevant outputs from LLMs is studied under the topic of hallucination detection (Li et al., 2023). Methods such as fact verification (Wang et al., 2024; Chern et al., 2023), cross examination (Cohen et al., 2023) and Uncertainty Estimation (UE) (Malinin and Gales, 2021) serve as tools for hallucination detection.

The field of UE, well-established in classification tasks, has recently been adapted to generative LLMs. In the context of generative LLMs, UE is used to assess the model’s reliability for a given query (Kuhn et al., 2023). UE methods are particularly valuable as they differ from other hallucination detection approaches by not relying on external resources, such as internet search tools (Chern et al., 2023) or a teacher model (Cohen et al., 2023). UE methods in generative LLMs can be broadly categorized into two categories: 1) Probability-based methods (Malinin and Gales, 2021; Kuhn et al., 2023) that utilize token probabilities externally to predict uncertainty. 2) Non-probability-based methods (Lyu et al., 2024; Chen et al., 2024) that employ heuristics without relying on token probabilities for estimation. This work focuses on probability-based methods due to their widespread use and promising performance in UE (Bakman et al., 2024; Duan et al., 2024; Kuhn et al., 2023), as well as their applicability to closed-source API models where token probabilities are accessible (OpenAI, 2023).

Probability-based UE in LLMs requires aggregating multiple token probabilities into a single score, which can be done through a scoring function. Length-Normalized Scoring (LNS) (Malinin and Gales, 2021; Kuhn et al., 2023) is a common approach, which calculates the mean of log probabilities of an LLM’s output to mitigate bias in longer generations. Subsequent approaches by Bakman

*Equal contribution.

†This work does not relate to their position at Amazon.

¹Code is available at <https://github.com/duygunuryldz/LARS> and <https://github.com/Ybakman/TruthTorchLM>

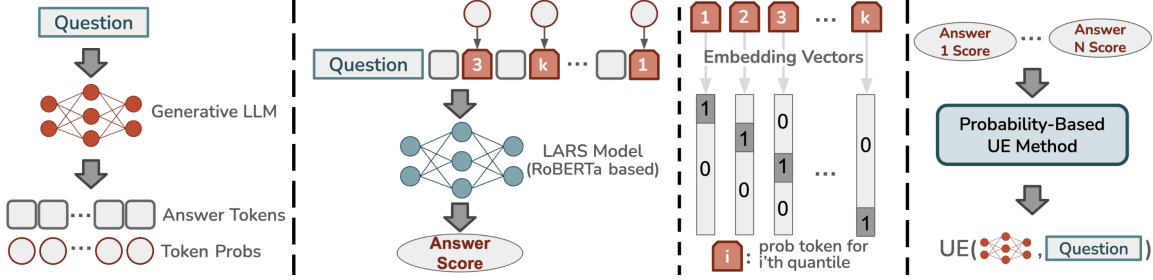


Figure 1: (Left) Answer generation using a generative LLM. (Mid Left) Overview of the proposed scoring function LARS. It utilizes the question, answer tokens, and token probabilities. Token probabilities are fed to LARS model as special probability tokens. (Mid Right) Illustration of few-hot represented embedding vectors of probability tokens. (Right) Overview of probability-based UE methods taking different sampled answer scores such as LNS (Malinin and Gales, 2021), MARS (Bakman et al., 2024), or LARS (this work), and outputting a single UE value.

et al. (2024); Duan et al. (2024) introduce heuristics that prioritize semantically important tokens by assigning higher weights to them, rather than simply averaging as in LNS. However, these scoring functions, largely heuristic in design, often overlook potential pitfalls such as biased probabilities and complex dependencies between tokens. In this work, we critically analyze the weaknesses of the existing scoring functions and introduce a novel scoring function that leverages supervised data to produce more calibrated scores for UE in LLMs.

We summarize our main contributions as follows: **(1)** We discuss the limitations of existing scoring functions of UE from three different perspectives including biased probabilities, token dependencies, and applicability to other languages rather than English. **(2)** We introduce a novel off-the-shelf scoring function, Learnable Response Scoring (LARS), which is learned directly from supervised data (visualized in Figure 1). **(3)** We validate the superiority of LARS over existing baselines across three QA datasets, a mathematical reasoning task, and four different languages. LARS outperforms SOTA scoring functions by up to 16% in AUROC and 45% in PRR. Additionally, we analyze its components to explain the effectiveness of LARS.

2 Preliminaries

Uncertainty Estimation in Generative LLMs addresses the challenge of predicting a model’s uncertainty regarding a given input sequence or question. In the context of closed-ended QA and mathematical reasoning tasks, an effective UE method assigns a lower score (indicating less uncertainty) to questions where the model is likely to provide the correct answer (reliable output), and a higher score otherwise. Mathematically, we have $UE(\theta, x_1) < UE(\theta, x_2)$ if the most probable generation of model θ for question x_1 is more likely to

be correct than for question x_2 (Malinin and Gales, 2021; Kuhn et al., 2023; Duan et al., 2024).

Token Probability-based Methods use token probabilities to estimate the model uncertainty. This estimation requires aggregating multiple token probabilities into a single score. In their foundational work, Malinin and Gales (2021) formalize the generation’s probability for a given question \mathbf{x} and a model parameterized by θ using the sequence probability. This is defined as follows:

$$P(\mathbf{s}|\mathbf{x}, \theta) = \prod_{l=1}^L P(s_l | s_{<l}, \mathbf{x}; \theta), \quad (1)$$

where $P(\mathbf{s}|\mathbf{x}, \theta)$ is the probability for the generated sequence \mathbf{s} (of length L), and $s_{<l} \triangleq \{s_1, s_2, \dots, s_{l-1}\}$ represents the tokens generated before token s_l . This sequence probability is used in entropy calculation $\mathcal{H}(\mathbf{x}, \theta)$ by making a Monte Carlo approximation, which requires multiple answer sampling for the given question:

$$\mathcal{H}(\mathbf{x}, \theta) \approx -\frac{1}{B} \sum_{b=1}^B \ln P(\mathbf{s}_b|\mathbf{x}, \theta), \quad (2)$$

where \mathbf{s}_b is a sampled generation to the question \mathbf{x} . Later Kuhn et al. (2023) improve the entropy by utilizing the semantics of the sampled generations. They cluster the generations with the same meaning and calculate entropy using the generation probabilities associated with each cluster:

$$SE(\mathbf{x}, \theta) = -\frac{1}{|C|} \sum_{i=1}^{|C|} \ln P(c_i|\mathbf{x}, \theta), \quad (3)$$

where c_i refers to each semantic cluster and C is the set of all clusters. Notably, Aichberger et al. (2024) enhance semantic entropy by enabling the model to generate semantically more diverse outputs.

Both Malinin and Gales (2021) and Kuhn et al. (2023) observe that sequence probability in (1) is biased against longer generations. To address this,

they use a length-normalized scoring as follows:

$$\tilde{P}(\mathbf{s}|\mathbf{x}, \theta) = \prod_{l=1}^L P(s_l|s_{<l}, \mathbf{x}; \theta)^{\frac{1}{L}}, \quad (4)$$

where L is the sequence length. Later [Bakman et al. \(2024\)](#) and [Duan et al. \(2024\)](#) improve this scoring function by incorporating the meaning contribution of the tokens. Their scoring functions, MARS and TokenSAR, respectively, adopt different approaches in integrating token meaning but can be generalized with the following formulation:

$$\bar{P}(\mathbf{s}|\mathbf{x}, \theta) = \prod_{l=1}^L P(s_l|s_{<l}, \mathbf{x}; \theta)^{w(\mathbf{s}, \mathbf{x}, L, l)}, \quad (5)$$

where $w(\mathbf{s}, \mathbf{x}, L, l)$ is the weight of the l -th token assigned by MARS or TokenSAR. These scoring functions aim to give more weight to tokens that directly answer the question and are calibrated such that if a generation is likely to be incorrect, they yield a lower score, and vice versa. Our goal in this work is to enhance this calibration by learning the scoring function directly from the data.

3 Shortcomings of Existing Scoring Functions

In this section, we discuss the shortcomings of scoring functions: LNS, MARS, and TokenSAR.

Manually Crafted Design Choices. Existing scoring functions are designed to address particular challenges within the UE problem domain. For instance, LNS mitigates length bias, whereas MARS and TokenSAR focus on reducing the impact of non-essential token probabilities. However, the complexities involved in designing an optimal scoring function may not be immediately apparent. Typically, scoring functions involve a dot product of log probabilities and assigned weights, but alternative formulations could provide more finely calibrated estimations. Additionally, the existing functions may not adequately capture complex dependencies between tokens, such as grammatical and semantic interactions ([De Marneffe and Nivre, 2019](#)). While MARS attempts to address this by weighting phrases rather than individual tokens, it only partially solves the problem and might fail to capture deeper dependencies. Consider the question, "What is the tallest building in the world?" and the model's response: "The tallest building in the world might be Burj Khalifa with its lovely sight." Here, although the tokens "might" and "Burj Khalifa" may have high probabilities, "might" conveys uncertainty, suggesting that the model is un-

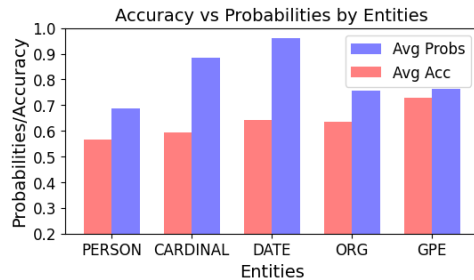


Figure 2: Average accuracy and probability assignments of Llama2-7b-chat for specific entities in TriviaQA.

certain despite the high probability of those tokens. An effective scoring function should recognize the interaction between "might" and "Burj Khalifa" and adjust the uncertainty accordingly. Additionally, the phrase "with its lovely sight" adds subjective opinion rather than factual reliability, yet it affects the overall meaning. Ignoring the probabilities of such tokens could improve the performance of the scoring function. Such important nuances are ignored by previous works. Lastly, both MARS and TokenSAR apply normalization on their weights $w(\mathbf{s}, \mathbf{x}, L, l)$, through methods like sum-normalization (TokenSAR) or softmax (MARS). Such design choices directly impact the UE output, potentially making the UE method converge to sub-optimal points.

Biased Probabilities. Existing scoring functions directly utilize token probabilities, which may be biased against certain entity types ([Gallegos et al., 2024](#)). To explore this issue, we conducted an experiment with Llama2-7b-chat ([Touvron et al., 2023](#)) using TriviaQA ([Joshi et al., 2017](#)). We posed TriviaQA questions to the model and analyzed the probabilities assigned to answer tokens representing different entity types like person names, organizations, and dates. Additionally, we assessed the model's accuracy on questions whose ground truth answers are in these categories. As shown in Figure 2, though the model shows comparable accuracy for date and person entities, it assigns higher probabilities to date tokens. This finding suggests a positive bias towards date entities. We observed similar trends across other entity types. These differences in probability assignments highlight the need for recalibration across entities, which current scoring functions lack.

Performance in Different Languages. MARS and TokenSAR rely on existing NLP tools for implementation. Specifically, TokenSAR uses a sentence similarity model ([Duan et al., 2024](#)), and MARS relies on a QA evaluator model ([Bulian](#)

et al., 2022). These models may not be readily available for some low-resource languages. Moreover, the design of MARS and TokenSAR is primarily oriented towards English. This orientation may be challenging applied to languages that are morphologically distinct from English.

In the next section, we introduce a trainable scoring function, addressing these shortcomings.

4 LARS: Learnable Response Scoring

Intuition. We develop a new scoring function that accounts for the semantic contributions of tokens in relation to the query, grasps biased probabilities, recognizes dependencies between tokens, and identifies other factors that may not be immediately apparent but are crucial for UE. Since manually designing a scoring function that has all these sophisticated properties would be extremely challenging as discussed in Section 3, we instead train a neural network with a transformer architecture that is capable of learning these properties directly from the data. An overview of the proposed approach is visualized in Figure 1.

Training Strategy. Let f denote the scoring function, which accepts three arguments: the input prompt $\mathbf{x} = (x_1, x_2, \dots, x_N)$, the generated sequence $\mathbf{s} = (s_1, s_2, \dots, s_L)$, and the corresponding probability vector $\mathbf{p} = (p_1, p_2, \dots, p_L)$, where p_i represents the probability of token s_i . The function f outputs a real number o . This mapping captures crucial information: the meaning of the generated tokens (\mathbf{s}), their relevance to the context provided by the input prompt (\mathbf{x}), and the model’s confidence in each token via the probabilities (\mathbf{p}). In token probability-based methods, it is desirable for o to be lower when the generation \mathbf{s} is more likely to be incorrect, improving the model’s uncertainty estimation. To achieve this desired calibration, we make f directly learnable through supervised data.

We construct a calibration set to train our scoring function, f_w , which is parameterized by w . This calibration set comprises 4-tuples: input prompt \mathbf{x} , generated sequence \mathbf{s} , probability vector \mathbf{p} , and binary ground truth label g . The label g indicates whether \mathbf{s} is a correct response to \mathbf{x} . To optimize the parameters of f_w , we employ the binary cross-entropy loss, denoted by L , applied as follows: $L(f_w(\mathbf{x}, \mathbf{s}, \mathbf{p}), g)$. To train the scoring function f_w , we start with the pre-trained RoBERTa-base model (Liu et al., 2019) and augment it by adding a linear layer that outputs a single logit.

Input Mapping. Inputting text sequences x and s into a transformer model is straightforward, as we can leverage the standard text encoding strategy (Vaswani, 2017). However, encoding the probability information, which is a single real number for each token, poses a challenge due to its low dimensionality compared to the high-dimensional space of the model. To address this, we propose a novel input encoding strategy inspired by the class conditioning approach in conditional image generation (van den Oord et al., 2016). We encode probability information to high-dimensional vectors by few-hot encoding. More specifically, we partition the probability range $[0,1]$ to k partitions. These partitions are mutually exclusive, cover the entire probability range, and are determined based on the quantiles of the probabilities in the calibration dataset. Given that the transformer model has an input dimension d , if p_i falls in the range of r -th partition, we set its vector positions between $(r-1) \times \frac{d}{k}$ and $r \times \frac{d}{k}$ to 1, while all other positions are set to 0 (Figure 1 Mid Right). To ensure consistency with the model’s token embedding norms, we scale probability vectors by a fixed divisor and get the probability vector \tilde{p}_i . With this encoding strategy, we represent distinct probability ranges orthogonal to each other in high dimension. The input format of the LARS model is structured as follows (and visualized in Figure 1 Mid Left): initial prompt \mathbf{x} , followed by a series of response tokens $\mathbf{s} = (s_1, s_2, \dots, s_L)$. Each response token s_i is immediately succeeded by its probability vector \tilde{p}_i .

5 Experiments

5.1 Experimental Setup

Test Datasets. To evaluate UE methods, we use a mathematical reasoning dataset and three closed-ended QA datasets. Specifically, we utilize the complete test set of GSM8K for mathematical reasoning (Cobbe et al., 2021). Following (Kuhn et al., 2023), we select a subset of the validation set from TriviaQA (Joshi et al., 2017). Additionally, we evaluate using the entire validation split of NaturalQA (Kwiatkowski et al., 2019). Finally, we combine the training and validation splits of Web Questions (WebQA) (Berant et al., 2013).

Models. We test UE methods on 5 popular open-weight models. Llama2-7b-chat, Llama2-13b-chat (Touvron et al., 2023) and Llama3-8b-instruct (AI@Meta, 2024) are optimized for dialogue use

	UE Method	Scoring Function	Llama2-7b		Llama3-8b		Mistral-7b		Gemma-7b		Llama2-13b	
			AUROC	PRR	AUROC	PRR	AUROC	PRR	AUROC	PRR	AUROC	PRR
TriviaQA	Lex. Sim. # Sem. Gr. p(True) SAPLMA Eccentricity Degree Matrix	-	0.647	0.374	0.683	0.483	0.720	0.517	0.597	0.227	0.611	0.314
		-	0.792	0.571	0.819	0.671	0.757	0.521	0.744	0.454	0.776	0.557
		-	0.616	0.267	0.842	0.733	0.805	0.653	0.517	0.023	0.650	0.392
		-	0.741	0.484	0.736	0.541	0.785	0.614	0.658	0.373	0.757	0.594
		-	0.812	0.629	0.853	0.756	0.818	0.664	0.764	0.496	0.813	0.633
		-	0.812	0.620	0.851	0.746	0.820	0.658	0.766	0.511	0.817	0.646
	Confidence	LNS	0.697	0.481	0.748	0.600	0.722	0.533	0.628	0.281	0.655	0.389
		MARS	0.751	0.576	0.799	0.676	0.745	0.593	0.638	0.305	0.641	0.381
		TokenSAR	0.747	0.572	0.792	0.674	0.747	0.584	0.688	0.386	0.728	0.527
		LARS	0.851	0.760	0.872	0.817	0.844	0.759	0.819	0.690	0.846	0.766
	SE	LNS	0.795	0.627	0.835	0.733	0.810	0.670	0.749	0.475	0.800	0.617
		MARS	0.797	0.645	0.835	0.742	0.810	0.681	0.749	0.482	0.794	0.615
TokenSAR		0.796	0.640	0.839	0.747	0.813	0.681	0.753	0.493	0.806	0.639	
LARS		0.849	0.745	0.866	0.811	0.854	0.782	0.821	0.699	0.866	0.797	
NaturalQA	Lex. Sim. # Sem. Gr. p(True) SAPLMA Eccentricity Degree Matrix	-	0.600	0.263	0.651	0.373	0.637	0.340	0.585	0.163	0.604	0.261
		-	0.705	0.379	0.736	0.448	0.675	0.283	0.686	0.276	0.709	0.377
		-	0.561	0.090	0.761	0.561	0.727	0.509	0.647	0.247	0.562	0.131
		-	0.691	0.397	0.713	0.443	0.723	0.458	0.657	0.289	0.594	0.410
		-	0.727	0.431	0.775	0.567	0.727	0.480	0.713	0.368	0.741	0.482
		-	0.727	0.435	0.771	0.554	0.732	0.483	0.715	0.358	0.742	0.487
	Confidence	LNS	0.677	0.384	0.697	0.449	0.666	0.390	0.610	0.189	0.648	0.338
		MARS	0.699	0.411	0.717	0.477	0.678	0.407	0.615	0.198	0.631	0.311
		TokenSAR	0.703	0.431	0.717	0.476	0.682	0.426	0.643	0.249	0.677	0.393
		LARS	0.780	0.581	0.812	0.654	0.782	0.599	0.794	0.541	0.772	0.574
	SE	LNS	0.721	0.432	0.759	0.548	0.727	0.499	0.700	0.332	0.733	0.471
		MARS	0.720	0.440	0.750	0.546	0.725	0.493	0.705	0.336	0.723	0.440
TokenSAR		0.721	0.443	0.756	0.544	0.726	0.498	0.700	0.340	0.736	0.485	
LARS		0.772	0.569	0.794	0.638	0.778	0.591	0.785	0.548	0.779	0.583	

Table 1: AUROC and PRR scores of UE methods on TriviaQA, NaturalQA.

cases. Mistral-7b-instruct (Jiang et al., 2023) and Gemma-7b-it (Mesnard et al., 2024) are instruction tuned versions of the corresponding base models. For the sake of simplicity, we drop instruction indicator words such as "-chat" in the rest of the paper.

Metrics. Following previous works, we set the model’s golden (most-probable) generation’s correctness² as labels (0 and 1) and UE scores as predictions (Kuhn et al., 2023; Bakman et al., 2024; Duan et al., 2024). Using this, we calculate the AUROC (Area Under the Receiver Operating Characteristic), a common metric for binary classifiers (Kuhn et al., 2023; Duan et al., 2024; Lin et al., 2024). Since AUROC is sensitive to data imbalance, we also include the Prediction Rejection Ratio (PRR) (Malinin and Gales, 2021). AUROC scores range from 0.5 (random) to 1.0 (perfect), and PRR ranges from 0.0 (random) to 1.0 (perfect).

Baselines. We use 4 probability-based UE methods. **Confidence** is calculated as the negative of the most likely generation’s score for a given question. The other UE methods are **Entropy** as in (2), **Semantic Entropy (SE)** as in (3), and **SentSAR** (Duan et al., 2024). Each method employs a scoring function to assign a score to a generation. We compare LARS with 3 SOTA scoring functions for this purpose: **Length-Normalized Scoring (LNS)** (Malinin and Gales, 2021), **MARS** (Bakman et al., 2024) and **TokenSAR** (Duan et al., 2024). LARS is

evaluated against these scoring functions across all probability-based UE methods. It is worth noting that combining SentSAR and TokenSAR results in the SAR method (Duan et al., 2024).

Further, we add 6 non-probability-based UE approaches to our baseline set. **Lexical Similarity** (Fomicheva et al., 2020), is the average of the Rouge-L scores between unique sampled generation pairs to a given question. **p(True)** (Kadavath et al., 2022), a self-check method, asks the model itself if the most likely answer is correct by providing the question, sampled generations, and the answer. **SAPLMA** (Azaria and Mitchell, 2023) is a probing-based method that trains the model’s internal representations to predict the correctness of its generation. **Eccentricity and Degree Matrix** (Lin et al., 2024) assesses output consistency using different linear algebraic techniques. Lastly, **# Semantic Groups** (Kuhn et al., 2023) is the number of semantic clusters, as in SE. In all of our experiments, number of sampled generations is 5.

LARS Calibration Datasets. To train the model of the proposed method LARS, we employ train splits of TriviaQA, NaturalQA, and GSM8K. We sample six generations per question, ensuring the most likely generation is included, for each aforementioned model. From these generations, we curate unique QA pairs for calibration data and use GPT-3.5-turbo to evaluate their correctness. Typically, we train distinct LARS models for each model-dataset combination. In some experiments, we merge TriviaQA and NaturalQA per model and train accordingly, which we specify when used.

²With given ground truth and model generation, we use GPT-3.5-turbo for evaluating the correctness of the generation (Lin et al., 2024; Duan et al., 2024; Bakman et al., 2024)

	UE Method	Scoring Function	Llama2-7b		Llama3-8b		Mistral-7b		Gemma-7b		Llama2-13b	
			AUROC	PRR	AUROC	PRR	AUROC	PRR	AUROC	PRR	AUROC	PRR
WebQA	Lex. Sim. # Sem. Gr. p(True) Eccentricity Degree Matrix	-	0.643	0.310	0.640	0.321	0.645	0.312	0.608	0.214	0.624	0.261
		-	0.612	0.138	0.599	0.143	0.601	0.184	0.630	0.213	0.587	0.157
		-	0.558	0.078	0.636	0.290	0.667	0.358	0.552	0.041	0.580	0.171
		-	0.680	0.375	0.674	0.386	0.662	0.333	0.606	0.203	0.686	0.358
		-	0.683	0.380	0.676	0.384	0.662	0.326	0.611	0.195	0.682	0.364
	Confidence	LNS	0.656	0.329	0.645	0.324	0.634	0.305	0.625	0.246	0.602	0.233
		MARS	0.669	0.349	0.649	0.333	0.637	0.316	0.627	0.258	0.585	0.199
		TokenSAR	0.664	0.345	0.656	0.347	0.640	0.320	0.657	0.287	0.615	0.248
		LARS (OOD)	0.715	0.430	0.713	0.464	0.686	0.406	0.726	0.442	0.676	0.367
	SE	LNS	0.672	0.360	0.664	0.366	0.665	0.353	0.675	0.334	0.644	0.297
		MARS	0.679	0.367	0.667	0.370	0.665	0.354	0.679	0.340	0.632	0.267
		TokenSAR	0.674	0.365	0.667	0.372	0.663	0.351	0.680	0.343	0.647	0.298
LARS (OOD)		0.711	0.440	0.694	0.449	0.697	0.430	0.719	0.440	0.678	0.382	
GSM8K	Lex. Sim. # Sem. Gr. p(True) Eccentricity Degree Matrix	-	0.444	0.000	0.632	0.272	0.537	0.019	0.544	0.080	0.551	0.110
		-	0.513	0.000	0.584	0.138	0.532	0.037	0.566	0.114	0.561	0.065
		-	0.540	0.099	0.797	0.623	0.665	0.238	0.486	0.000	0.501	0.000
		-	0.547	0.049	0.664	0.384	0.584	0.109	0.595	0.146	0.600	0.163
		-	0.535	0.056	0.667	0.667	0.604	0.165	0.584	0.117	0.605	0.179
	Confidence	LNS	0.570	0.031	0.686	0.390	0.567	0.072	0.556	0.370	0.615	0.196
		MARS	0.567	0.010	0.713	0.438	0.568	0.076	0.541	0.099	0.562	0.114
		TokenSAR	0.579	0.045	0.719	0.460	0.619	0.156	0.579	0.161	0.636	0.233
		LARS (OOD)	0.720	0.319	0.836	0.711	0.708	0.350	0.706	0.370	0.738	0.497
	SE	LNS	0.516	0.000	0.633	0.321	0.560	0.076	0.588	0.141	0.587	0.153
		MARS	0.513	0.000	0.640	0.344	0.563	0.080	0.586	0.134	0.583	0.122
		TokenSAR	0.526	0.005	0.638	0.344	0.578	0.102	0.588	0.148	0.592	0.171
LARS (OOD)		0.675	0.267	0.715	0.528	0.663	0.310	0.679	0.345	0.697	0.383	
		LARS (OOD)	0.572	0.072	0.633	0.298	0.605	0.170	0.579	0.112	0.608	0.209

Table 2: AUROC and PRR scores of UE methods on WebQA and GSM8K. LARS (OOD) denotes that the LARS model is trained with TriviaQA and NaturalQA.

Further details are presented in Appendix D.

5.2 Main Results

We present the results of our method alongside other baselines in Table 1 and extended results in Appendix C. Notably, LARS significantly enhances the performance of all existing scoring functions across each probability-based UE method, with improvements reaching up to 0.231 AUROC and 0.46 PRR points over LNS. Additionally, LARS boosts the confidence metric to levels comparable with SE. This is particularly important considering the inference costs. Entropy-based methods require multiple output samples (5 in our experiments), which can be computationally expensive in the context of LLMs. Further, SE requires $O(N^2)$ model passes for semantic clustering, where N is the number of sampled outputs. In contrast, LARS operates with a single pass using a RoBERTa-based model with 125M parameters—a computation level that is negligible compared to models with capacities of 7B parameters or more. Notably, LARS outperforms SAPLMA, which also uses the same amount of supervised data. Additionally, LARS consistently surpasses response clustering methods that require multiple output samples, such as Lexical Similarity, the Number of Semantic Groups, Eccentricity, Degree Matrix, and p(True) method.

5.3 Out-of-Distribution (OOD) Experiments

We train LARS using a calibration dataset, which is curated from a set of questions and the correspond-

ing responses of a chat model. It is crucial to assess the out-of-distribution capabilities of LARS, which we analyze from two perspectives in this section.

OOD Data Generalization. First, we investigate how the performance of LARS is affected when the model encounters questions which have a distribution deviating from that of the calibration set. To this end, we conduct tests using WebQA and GSM8K, with LARS models trained on combined TriviaQA and NaturalQA for each distinct chat model. The results are presented in Table 2, and additional results on out-of-distribution (OOD) data generalization are available in Appendix C.3. Impressively, LARS, despite being trained on different datasets, outperforms all other scoring functions across all probability-based UE methods in WebQA, achieving an average improvement of approximately 0.04 AUROC points. However, in the GSM8K dataset, where the model was trained on a different task, performance degradation becomes significant, highlighting the importance of training LARS on task-specific data for optimal results. This performance gap may be attributed to differences in the nature of the datasets: while TriviaQA answers are primarily composed of entities such as person and organization names, GSM8K primarily involves numerical answers. As a result, calibrating LARS for entity-based answers in TriviaQA makes it less effective for GSM8K, compared to direct calibration on GSM8K itself. Nevertheless, LARS still outperforms other scoring functions in all mod-

els except Llama-3-8b, even when not specifically calibrated for the correct dataset.

OOD Model Generalization. Next, we analyze how LARS performs when the responses in the calibration set are derived from a different chat model than the one used at test time. Due to space limitations, we provide a subset of the results in Table 3; however, comprehensive results are presented in Appendix C.10. Optimal LARS performance is achieved when the same chat model is used for both training and testing. Nevertheless, OOD model scores still surpass those of baseline scoring functions (see Tables 1 and 6 for baselines), confirming the effectiveness of LARS.

UE Method	Calib Model	Llama2 7b	Llama3 8b	Mistral 7b
Confidence	Llama2-7b	0.858	0.836	0.831
	Llama3-8b	0.852	0.874	0.850
	Mistral-7b	0.835	0.833	0.852
Entropy	Llama2-7b	0.847	0.830	0.827
	Llama3-8b	0.852	0.873	0.850
	Mistral-7b	0.841	0.841	0.854
SE	Llama2-7b	0.850	0.836	0.840
	Llama3-8b	0.863	0.872	0.862
	Mistral-7b	0.850	0.849	0.859
SentSAR	Llama2-7b	0.857	0.841	0.841
	Llama3-8b	0.866	0.884	0.863
	Mistral-7b	0.851	0.847	0.860

Table 3: AUROC scores of UE methods with LARS models trained with answers from various chat models.

5.4 LARS on Different Languages

To evaluate the performance of LARS and other scoring functions across different languages, we translated the TriviaQA test and calibration datasets into Turkish, German, and Spanish. As shown in Table 4, LARS demonstrates adaptability across languages and outperforms existing scoring functions, showing the importance of calibrating scoring functions for multilingual applications.

Scoring Func.	English	Turkish	German	Spanish
LNS	0.747	0.692	0.710	0.701
MARS	0.801	0.695	0.728	0.723
TokenSAR	0.793	0.720	0.758	0.750
LARS	0.864	0.814	0.827	0.835

Table 4: AUROC performance of Entropy with different scoring functions on Llama3-8B for the TriviaQA dataset in different languages.

6 Ablation Studies

6.1 Probability Association Strategies

In Section 4, we explain a sequential approach to associate tokens of the response with their probabilities, where probability vectors are placed after

each response token in the input to LARS. As an alternative, we explore an additive approach. In this method, the embedding vectors of the probabilities are added to the embedding vectors of their corresponding response tokens. This strategy effectively reduces the input sequence length for the LARS model. Results in Figure 3 demonstrate that the sequential approach is, on average, 0.15 points better when used with Confidence, although the gap narrows for SE. Comparing the additive approach with other baselines from Table 1, we observe that it still significantly outperforms the baselines. Overall, these two probability association approaches highlight a possible trade-off between shortened input length (to the LARS model) and improved UE performance. Extended results for this experiment are presented in Appendix C.2.

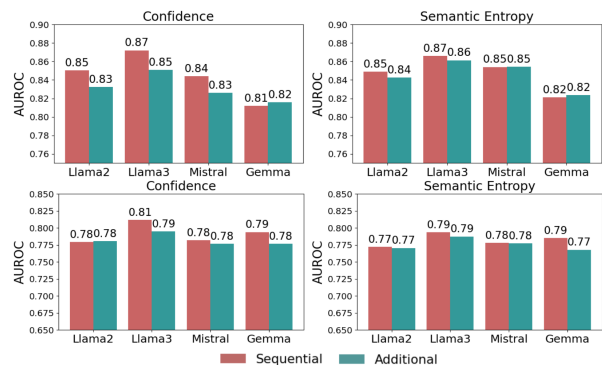


Figure 3: Comparison of different probability association methods for LARS on TriviaQA (top) and NaturalQA (bottom).

6.2 Size of the Calibration Dataset

To assess the scalability of LARS, we calibrate it using varying amounts of labeled data. Results in Figure 4 show that even with as few as 1,000 labeled question-ground truth pairs, LARS outperforms the best-performing baseline. Impressively, LARS demonstrates good scalability with calibration data size. Exploring the scaling of LARS with even more data remains as a future direction.

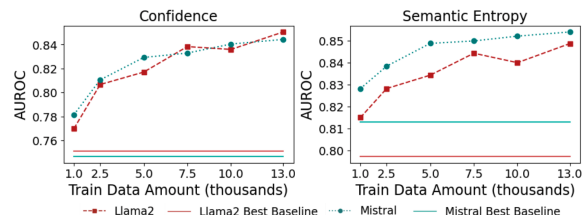


Figure 4: AUROC scores of LARS for different amount of questions in calibration data on TriviaQA. For each UE method and model, the best score across baseline scoring functions is provided as a reference.

6.3 Importance of LARS Input Components

Effect of Probability Information. To assess the importance of probability information for LARS, we train a version of the model using only textual inputs as: the question and the generated answer Feng et al. (2024) did. The results (Table 5) indicate that excluding probability information leads to a decrease in the performance of LARS by up to 0.101 AUROC score. This shows the critical role of probability information in LARS.

Effect of Textual Information. To assess the impact of textual and semantic information in the input, we conduct an experiment using only the probability information. Specifically, we train a Multilayer Perceptron (MLP) with two hidden layers, which accepts only the probability vector as input. As presented in Table 5, the probability-only model achieves an AUROC of **0.721** with the Confidence metric, significantly underperforming compared to MARS (**0.751**), TokenSAR (**0.747**), and LARS (**0.851**). These results highlight the crucial role of integrating textual and probability information in enhancing the performance of LARS.

UE Method	Scoring Function	AUROC	PRR
Confidence	Only text	0.750	0.581
	Only probs	0.721	0.372
	LARS	0.851	0.760
Entropy	Only text	0.754	0.592
	Only probs	0.733	0.507
	LARS	0.842	0.748
SE	Only text	0.817	0.711
	Only probs	0.799	0.623
	LARS	0.849	0.745
SentSAR	Only text	0.783	0.664
	Only probs	0.771	0.589
	LARS	0.850	0.763

Table 5: Comparison of different input modalities (text-only, probabilities-only, and combined text and probabilities) with Llama2-7b model on the TriviaQA.

7 Related Works

UE has recently become a topic of significant interest, leading to the proposal of various methods. These methods can be broadly categorized into four types: 1. Self-checking methods: The model evaluates its own generation correctness using different strategies (Kadavath et al., 2022; Manakul et al., 2023; Li et al., 2024; Luo et al., 2023; Zhao et al., 2024). 2. Output consistency methods: Uncertainty is predicted by examining the consistency of various outputs for a given question (Lyu et al., 2024; Lin et al., 2024; Zhang et al., 2023; Ulmer et al., 2024; Elaraby et al., 2023). 3. Internal state examination methods: The activations of the model are

analyzed to predict the model errors (Chen et al., 2024). 4. Token probability-based methods: Token probabilities are utilized to estimate uncertainty (Malinin and Gales, 2021; Kuhn et al., 2023; Bakman et al., 2024; Duan et al., 2024).

Several approaches (Lu et al., 2022; Ravi et al., 2024; Azaria and Mitchell, 2023; Feng et al., 2024) have utilized supervised training to predict model generation reliability in various contexts, such as hallucination detection and machine translation. Lu et al. (2022); Azaria and Mitchell (2023) trained simple neural networks that take an internal state as input and output generation correctness. From a practical perspective, this approach has limitations compared to LARS, as accessing model activations is not feasible for closed-weight models. Additionally, using internal states might not be ideal for predicting correctness, since these states contain diverse information which may be irrelevant for assessing reliability (Huben et al., 2024). In Table 1, we demonstrate that LARS significantly outperforms the approach of Azaria and Mitchell (2023). Moreover, selecting which internal state to use remains an open question, as the optimal state can vary from model to model. Transferability across models is also constrained, particularly when dealing with differing internal dimensions, whereas LARS exhibits strong model-transferability performance. Another line of work by Ravi et al. (2024) trains a separate generative LLM (observer LLM) using input and corrected output pairs along with the reasoning for corrections to detect errors in the generation. Observer LLM relies on its own reasoning and general knowledge capabilities to detect hallucinations. Overall, this method requires fine-tuning of a generative pretrained LLM with big sizes such as 70B parameters and high-quality data curated by human experts. Conversely, LARS uses the model’s probabilities and the generation to calibrate the UE computation. Therefore, our approach does not require training a very large generative model unlike Ravi et al. (2024) because LARS does not rely on model’s own factual knowledge and reasoning capabilities. Their approach can be adapted to our setting by training only question-text pairs with RoBERTa model which performs poorly compared to LARS as shown in Section 6.3.

8 Conclusion

In this study, we first demonstrated the shortcomings of existing scoring functions for uncertainty

estimation in LLMs. Then, we introduced LARS, an off-the-shelf scoring function directly learned from data. We demonstrated that LARS significantly outperforms existing baselines across three different QA datasets, a mathematical reasoning task, and four different languages. Further, our results indicate that LARS’ performance scales well with increased data.

9 Limitations

One limitation of LARS is its reliance on labeled data, which is not a requirement for other scoring functions. Further, LARS depends on a pre-trained RoBERTa model, which has a limited sequence length capability. This may necessitate the pre-training of BERT-like models that can handle longer sequences. Lastly, training LARS with a transformer model reduces the interpretability of the features. Traditional scoring functions modify the weighting of probabilities and compute a dot product between log probabilities and weights, offering a level of interpretability. LARS, however, lacks it due to being a more complex function (despite its superior performance).

10 Ethics Statement

Although LARS demonstrates superior performance compared to existing scoring functions, it is important to remember that these methods still fall short of perfection. Consequently, the results from UE methods should still be taken with a grain of salt, especially in critical domains such as law and medicine. Additionally, LARS may propagate any biases that may be present in its training data into the scoring function, potentially introducing biases in UE related to gender, ethnicity, age, and so on. Such risks must be carefully managed in real-world applications.

References

Lukas Aichberger, Kajetan Schweighofer, Mykyta Ielanskyi, and Sepp Hochreiter. 2024. How many opinions does your llm have? improving uncertainty estimation in nlg. In *ICLR 2024 Workshop on Secure and Trustworthy Large Language Models*.

AI@Meta. 2024. *Llama 3 model card*.

Amos Azaria and Tom Mitchell. 2023. *The internal state of an LLM knows when it’s lying*. In *Findings of the Association for Computational Linguistics: EMNLP 2023*, pages 967–976, Singapore. Association for Computational Linguistics.

Yavuz Faruk Bakman, Duygu Nur Yaldiz, Baturalp Buyukates, Chenyang Tao, Dimitrios Dimitriadis, and Salman Avestimehr. 2024. *MARS: Meaning-aware response scoring for uncertainty estimation in generative LLMs*. In *Proceedings of the 62nd Annual Meeting of the Association for Computational Linguistics (Volume 1: Long Papers)*, pages 7752–7767, Bangkok, Thailand. Association for Computational Linguistics.

Jonathan Berant, Andrew Chou, Roy Frostig, and Percy Liang. 2013. *Semantic parsing on Freebase from question-answer pairs*. In *Proceedings of the 2013 Conference on Empirical Methods in Natural Language Processing*, pages 1533–1544, Seattle, Washington, USA. Association for Computational Linguistics.

Jannis Bulian, Christian Buck, Wojciech Gajewski, Benjamin Börschinger, and Tal Schuster. 2022. *Tomayto, tomahto. beyond token-level answer equivalence for question answering evaluation*. In *Proceedings of the 2022 Conference on Empirical Methods in Natural Language Processing*, pages 291–305.

Chao Chen, Kai Liu, Ze Chen, Yi Gu, Yue Wu, Mingyuan Tao, Zhihang Fu, and Jieping Ye. 2024. *INSIDE: LLMs’ internal states retain the power of hallucination detection*. In *The Twelfth International Conference on Learning Representations*.

I Chern, Steffi Chern, Shiqi Chen, Weizhe Yuan, Kehua Feng, Chunting Zhou, Junxian He, Graham Neubig, Pengfei Liu, et al. 2023. *Factool: Factuality detection in generative ai—a tool augmented framework for multi-task and multi-domain scenarios*. *arXiv preprint arXiv:2307.13528*.

Karl Cobbe, Vineet Kosaraju, Mohammad Bavarian, Mark Chen, Heewoo Jun, Lukasz Kaiser, Matthias Plappert, Jerry Tworek, Jacob Hilton, Reiichiro Nakano, Christopher Hesse, and John Schulman. 2021. *Training verifiers to solve math word problems*. *arXiv preprint arXiv:2110.14168*.

Roi Cohen, May Hamri, Mor Geva, and Amir Globerson. 2023. *LM vs LM: Detecting factual errors via cross examination*. In *Proceedings of the 2023 Conference on Empirical Methods in Natural Language Processing*, pages 12621–12640, Singapore. Association for Computational Linguistics.

Marie-Catherine De Marneffe and Joakim Nivre. 2019. *Dependency grammar*. *Annual Review of Linguistics*, 5:197–218.

Jacob Devlin, Ming-Wei Chang, Kenton Lee, and Kristina Toutanova. 2019. *BERT: Pre-training of deep bidirectional transformers for language understanding*. In *Proceedings of the 2019 Conference of the North American Chapter of the Association for Computational Linguistics: Human Language Technologies, Volume 1 (Long and Short Papers)*, pages 4171–4186.

- Jinhao Duan, Hao Cheng, Shiqi Wang, Alex Zavalny, Chenan Wang, Renjing Xu, Bhavya Kailkhura, and Kaidi Xu. 2024. [Shifting attention to relevance: Towards the predictive uncertainty quantification of free-form large language models](#). In *Proceedings of the 62nd Annual Meeting of the Association for Computational Linguistics (Volume 1: Long Papers)*, pages 5050–5063, Bangkok, Thailand. Association for Computational Linguistics.
- Mohamed Elaraby, Mengyin Lu, Jacob Dunn, Xueying Zhang, Yu Wang, and Shizhu Liu. 2023. Halo: Estimation and reduction of hallucinations in open-source weak large language models. *arXiv preprint arXiv:2308.11764*.
- Shangbin Feng, Weijia Shi, Yike Wang, Wenxuan Ding, Vidhisha Balachandran, and Yulia Tsvetkov. 2024. [Don't hallucinate, abstain: Identifying LLM knowledge gaps via multi-LLM collaboration](#). In *Proceedings of the 62nd Annual Meeting of the Association for Computational Linguistics (Volume 1: Long Papers)*, pages 14664–14690, Bangkok, Thailand. Association for Computational Linguistics.
- Marina Fomicheva, Shuo Sun, Lisa Yankovskaya, Frédéric Blain, Francisco Guzmán, Mark Fishel, Nikolaos Aletras, Vishrav Chaudhary, and Lucia Specia. 2020. [Unsupervised quality estimation for neural machine translation](#). *Transactions of the Association for Computational Linguistics*, 8:539–555.
- Isabel O Gallegos, Ryan A Rossi, Joe Barrow, Md Mehrab Tanjim, Sungchul Kim, Franck Dernoncourt, Tong Yu, Ruiyi Zhang, and Nesreen K Ahmed. 2024. Bias and fairness in large language models: A survey. *Computational Linguistics*, pages 1–79.
- Qian Huang, Jian Vora, Percy Liang, and Jure Leskovec. 2023. [Benchmarking large language models as AI research agents](#). In *NeurIPS 2023 Foundation Models for Decision Making Workshop*.
- Robert Huben, Hoagy Cunningham, Logan Riggs Smith, Aidan Ewart, and Lee Sharkey. 2024. [Sparse autoencoders find highly interpretable features in language models](#). In *The Twelfth International Conference on Learning Representations*.
- Albert Q. Jiang, Alexandre Sablayrolles, Arthur Mensch, Chris Bamford, Devendra Singh Chaplot, Diego de las Casas, Florian Bressand, Gianna Lengyel, Guillaume Lample, Lucile Saulnier, Léo Renard Lavaud, Marie-Anne Lachaux, Pierre Stock, Teven Le Scao, Thibaut Lavril, Thomas Wang, Timothée Lacroix, and William El Sayed. 2023. [Mistral 7b](#).
- Mandar Joshi, Eunsol Choi, Daniel Weld, and Luke Zettlemoyer. 2017. [TriviaQA: A large scale distantly supervised challenge dataset for reading comprehension](#). In *Proceedings of the 55th Annual Meeting of the Association for Computational Linguistics (Volume 1: Long Papers)*, pages 1601–1611, Vancouver, Canada. Association for Computational Linguistics.
- Saurav Kadavath, Tom Conerly, Amanda Askell, Tom Henighan, Dawn Drain, Ethan Perez, Nicholas Schiefer, Zac Hatfield-Dodds, Nova DasSarma, Eli Tran-Johnson, Scott Johnston, Sheer El-Showk, Andy Jones, Nelson Elhage, Tristan Hume, Anna Chen, Yuntao Bai, Sam Bowman, Stanislav Fort, Deep Ganguli, Danny Hernandez, Josh Jacobson, Jackson Kernion, Shauna Kravec, Liane Lovitt, Kamal Ndousse, Catherine Olsson, Sam Ringer, Dario Amodei, Tom Brown, Jack Clark, Nicholas Joseph, Ben Mann, Sam McCandlish, Chris Olah, and Jared Kaplan. 2022. [Language models \(mostly\) know what they know](#).
- Dohyung Kim, Jahwan Koo, and Ung-Mo Kim. 2021. Envtbert: multi-label text classification for imbalanced, noisy environmental news data. In *2021 15th International Conference on Ubiquitous Information Management and Communication (IMCOM)*, pages 1–8. IEEE.
- Lorenz Kuhn, Yarin Gal, and Sebastian Farquhar. 2023. [Semantic uncertainty: Linguistic invariances for uncertainty estimation in natural language generation](#). In *The Eleventh International Conference on Learning Representations*.
- Tom Kwiatkowski, Jennimaria Palomaki, Olivia Redfield, Michael Collins, Ankur Parikh, Chris Alberti, Danielle Epstein, Illia Polosukhin, Jacob Devlin, Kenton Lee, Kristina Toutanova, Llion Jones, Matthew Kelcey, Ming-Wei Chang, Andrew M. Dai, Jakob Uszkoreit, Quoc Le, and Slav Petrov. 2019. [Natural questions: A benchmark for question answering research](#). *Transactions of the Association for Computational Linguistics*, 7:452–466.
- Junyi Li, Xiaoxue Cheng, Xin Zhao, Jian-Yun Nie, and Ji-Rong Wen. 2023. [HaluEval: A large-scale hallucination evaluation benchmark for large language models](#). In *Proceedings of the 2023 Conference on Empirical Methods in Natural Language Processing*, pages 6449–6464, Singapore. Association for Computational Linguistics.
- Moxin Li, Wenjie Wang, Fuli Feng, Fengbin Zhu, Qifan Wang, and Tat-Seng Chua. 2024. [Think twice before trusting: Self-detection for large language models through comprehensive answer reflection](#).
- Zhen Lin, Shubhendu Trivedi, and Jimeng Sun. 2024. [Generating with confidence: Uncertainty quantification for black-box large language models](#). *Transactions on Machine Learning Research*.
- Yinhan Liu, Myle Ott, Naman Goyal, Jingfei Du, Mandar Joshi, Danqi Chen, Omer Levy, Mike Lewis, Luke Zettlemoyer, and Veselin Stoyanov. 2019. [Roberta: A robustly optimized bert pretraining approach](#).
- Yu Lu, Jiali Zeng, Jiajun Zhang, Shuangzhi Wu, and Mu Li. 2022. [Learning confidence for transformer-based neural machine translation](#). In *Proceedings of the 60th Annual Meeting of the Association for*

- Computational Linguistics (Volume 1: Long Papers)*, pages 2353–2364, Dublin, Ireland. Association for Computational Linguistics.
- Junyu Luo, Cao Xiao, and Fenglong Ma. 2023. [Zero-resource hallucination prevention for large language models](#).
- Qing Lyu, Kumar Shridhar, Chaitanya Malaviya, Li Zhang, Yanai Elazar, Niket Tandon, Marianna Apidianaki, Mrinmaya Sachan, and Chris Callison-Burch. 2024. Calibrating large language models with sample consistency. *arXiv preprint arXiv:2402.13904*.
- Andrey Malinin and Mark Gales. 2021. [Uncertainty estimation in autoregressive structured prediction](#). In *International Conference on Learning Representations*.
- Potsawee Manakul, Adian Liusie, and Mark Gales. 2023. [SelfCheckGPT: Zero-resource black-box hallucination detection for generative large language models](#). In *Proceedings of the 2023 Conference on Empirical Methods in Natural Language Processing*, pages 9004–9017, Singapore. Association for Computational Linguistics.
- Thomas Mesnard, Cassidy Hardin, Robert Dadashi, Surya Bhupatiraju, Shreya Pathak, Laurent Sifre, Morgane Rivière, Mihir Sanjay Kale, Juliette Love, Pouya Tafti, Léonard Hussenot, Pier Giuseppe Sessa, Aakanksha Chowdhery, Adam Roberts, Aditya Barua, Alex Botev, Alex Castro-Ros, Ambrose Slone, Amélie Héliou, Andrea Tacchetti, Anna Bulanova, Antonia Paterson, Beth Tsai, Bobak Shahriari, Charline Le Lan, Christopher A. Choquette-Choo, Clément Crepy, Daniel Cer, Daphne Ippolito, David Reid, Elena Buchatskaya, Eric Ni, Eric Noland, Geng Yan, George Tucker, George-Christian Muraru, Grigory Rozhdestvenskiy, Henryk Michalewski, Ian Tenney, Ivan Grishchenko, Jacob Austin, James Keeling, Jane Labanowski, Jean-Baptiste Lespiau, Jeff Stanway, Jenny Brennan, Jeremy Chen, Johan Ferret, Justin Chiu, Justin Mao-Jones, Katherine Lee, Kathy Yu, Katie Millican, Lars Lowe Sjoesund, Lisa Lee, Lucas Dixon, Machel Reid, Maciej Mikula, Mateo Wirth, Michael Sharman, Nikolai Chinaev, Nithum Thain, Olivier Bachem, Oscar Chang, Oscar Wahltinez, Paige Bailey, Paul Michel, Petko Yotov, Rahma Chaabouni, Ramona Comanescu, Reena Jana, Rohan Anil, Ross McIlroy, Ruibo Liu, Ryan Mullins, Samuel L Smith, Sebastian Borgeaud, Sertan Girgin, Sholto Douglas, Shree Pandya, Siamak Shakeri, Soham De, Ted Klimenko, Tom Hennigan, Vlad Feinberg, Wojciech Stokowiec, Yu hui Chen, Zafarali Ahmed, Zhitao Gong, Tris Warkentin, Ludovic Peran, Minh Giang, Clément Farabet, Oriol Vinyals, Jeff Dean, Koray Kavukcuoglu, Demis Hassabis, Zoubin Ghahramani, Douglas Eck, Joelle Barral, Fernando Pereira, Eli Collins, Armand Joulin, Noah Fiedel, Evan Senter, Alek Andreev, and Kathleen Kenealy. 2024. [Gemma: Open models based on gemini research and technology](#).
- Metehan Oğuz, Yusuf Ciftci, and Yavuz Faruk Bakman. 2024. [Do LLMs recognize me, when I is not me: Assessment of LLMs understanding of Turkish indexical pronouns in indexical shift contexts](#). In *Proceedings of the First Workshop on Natural Language Processing for Turkic Languages (SIGTURK 2024)*, pages 53–61, Bangkok, Thailand and Online. Association for Computational Linguistics.
- OpenAI. 2023. [GPT-4 Technical Report](#).
- Selvan Sunitha Ravi, Bartosz Mielczarek, Anand Kannappan, Douwe Kiela, and Rebecca Qian. 2024. [Lynx: An open source hallucination evaluation model](#).
- Hugo Touvron, Louis Martin, Kevin Stone, Peter Albert, Amjad Almahairi, Yasmine Babaei, Nikolay Bashlykov, Soumya Batra, Prajjwal Bhargava, Shrusti Bhosale, Dan Bikel, Lukas Blecher, Cristian Canton Ferrer, Moya Chen, Guillem Cucurull, David Esiobu, Jude Fernandes, Jeremy Fu, Wenyin Fu, Brian Fuller, Cynthia Gao, Vedanuj Goswami, Naman Goyal, Anthony Hartshorn, Saghar Hosseini, Rui Hou, Hakan Inan, Marcin Kardas, Viktor Kerkez, Madian Khabsa, Isabel Kloumann, Artem Korenev, Punit Singh Koura, Marie-Anne Lachaux, Thibaut Lavril, Jenya Lee, Diana Liskovich, Yinghai Lu, Yuning Mao, Xavier Martinet, Todor Mihaylov, Pushkar Mishra, Igor Molybog, Yixin Nie, Andrew Poulton, Jeremy Reizenstein, Rashi Rungta, Kalyan Saladi, Alan Schelten, Ruan Silva, Eric Michael Smith, Ranjan Subramanian, Xiaoqing Ellen Tan, Binh Tang, Ross Taylor, Adina Williams, Jian Xiang Kuan, Puxin Xu, Zheng Yan, Iliyan Zarov, Yuchen Zhang, Angela Fan, Melanie Kambadur, Sharan Narang, Aurelien Rodriguez, Robert Stojnic, Sergey Edunov, and Thomas Scialom. 2023. [Llama 2: Open foundation and fine-tuned chat models](#).
- Dennis Ulmer, Martin Gubri, Hwaran Lee, Sangdoon Yun, and Seong Oh. 2024. [Calibrating large language models using their generations only](#). In *Proceedings of the 62nd Annual Meeting of the Association for Computational Linguistics (Volume 1: Long Papers)*, pages 15440–15459, Bangkok, Thailand. Association for Computational Linguistics.
- Aaron van den Oord, Nal Kalchbrenner, Lasse Espeholt, koray kavukcuoglu, Oriol Vinyals, and Alex Graves. 2016. [Conditional image generation with pixelcnn decoders](#). In *Advances in Neural Information Processing Systems*, volume 29. Curran Associates, Inc.
- A Vaswani. 2017. Attention is all you need. *Advances in Neural Information Processing Systems*.
- Yuxia Wang, Revanth Gangi Reddy, Zain Muhammad Mujahid, Arnav Arora, Aleksandr Rubashevskii, Jiahui Geng, Osama Mohammed Afzal, Liangming Pan, Nadav Borenstein, Aditya Pillai, Isabelle Augenstein, Iryna Gurevych, and Preslav Nakov. 2024. [Factcheck-bench: Fine-grained evaluation benchmark for automatic fact-checkers](#).

Junjie Ye, Xuanting Chen, Nuo Xu, Can Zu, Zekai Shao, Shichun Liu, Yuhan Cui, Zeyang Zhou, Chao Gong, Yang Shen, Jie Zhou, Siming Chen, Tao Gui, Qi Zhang, and Xuanjing Huang. 2023. [A comprehensive capability analysis of GPT-3 and GPT-3.5 series models.](#)

Jiaxin Zhang, Zhuohang Li, Kamalika Das, Bradley Malin, and Sricharan Kumar. 2023. [SAC³: Reliable hallucination detection in black-box language models via semantic-aware cross-check consistency.](#) In *Findings of the Association for Computational Linguistics: EMNLP 2023*, pages 15445–15458, Singapore. Association for Computational Linguistics.

Yukun Zhao, Lingyong Yan, Weiwei Sun, Guoliang Xing, Chong Meng, Shuaiqiang Wang, Zhicong Cheng, Zhaochun Ren, and Dawei Yin. 2024. [Knowing what LLMs DO NOT know: A simple yet effective self-detection method.](#) In *Proceedings of the 2024 Conference of the North American Chapter of the Association for Computational Linguistics: Human Language Technologies (Volume 1: Long Papers)*, pages 7051–7063, Mexico City, Mexico. Association for Computational Linguistics.

A Details of non-English Languages Experiment

Preparing calibration data for LARS: We translate the same 13k question-ground truth pairs from the train split of TriviaQA to Turkish, German, and Spanish using the Googletrans library³. Then, we apply the same procedure as we do for English: Make the LLM generate 6 answers to the question, ensuring the most likely generation is included. The labels for each QA pair are obtained by using GPT-3.5-turbo. To train LARS, we utilize unique question-response pairs.

Preparing test data: To test the performance of varying scoring functions in these languages, we translate the question-ground truth pairs of test samples of TriviaQA. After having the translated test set, the Entropy UE metric is calculated by using various scoring functions.

Prompts for the LLM: The prompts for the LLM to generate the answers are also translated into the corresponding languages to make sure it provides answers in the target language. Llama3-8b is used for this experiment since it is known to be trained in these languages. Prompts are provided below.

To generate answers in Turkish:

System: Sen yardımcı, saygılı ve dürüst bir asistansın. Sorularımı Türkçe olacak şekilde net, kısa ve öz cevapla.
User: {question}

To generate answers in German:

System: Du bist ein hilfreicher Assistent. Geben Sie auf die gestellten Fragen präzise, kurze Antworten in einem Satz auf Deutsch.
User: {question}

To generate answers in Spanish:

System: Eres un asistente servicial, respetuoso y honesto. Das respuestas precisas, breves y de una sola oración a las preguntas que se te dan en español.
User: {question}

The English translation of the above prompts is as follows:

System: You are a helpful, respectful and honest assistant. Give short and precise answers to given questions in {target_language}.
User: {question}

³<https://py-googletrans.readthedocs.io>

Prompt for GPT-3.5-turbo: The following prompt is used for GPT-3.5-turbo to obtain labels:

You will behave as a question answer evaluator. I will give you a question, the ground truth of the question, and a generated answer by a language model in {target_language}. You will output "correct" if the generated answer is correct regarding question and ground truth. Otherwise, output "false".

Question: {question},
Ground Truth: {gt_answer},
Generated Answer: {generation}

B Details of LARS training

We use the pre-trained RoBERTa-base model with a single logit fully-connected layer added to the end. Binary cross entropy loss is used, while the optimizer is AdamW with a learning rate of $5e-6$. The model is trained for 5 epochs. We did a search for batch size in the set of {4, 8, 16, 32} and found the optimal batch size as 8 and used it in all of the experiments. The search set for learning rate was { $1e-6$, $5e-6$, $1e-5$, $5e-4$, $1e-4$, $5e-4$ }. Lastly, we explored training the model for more epochs (up to 10); however, after epoch 5, we observed overfitting.

The embedding vectors of probability tokens are initialized as few-hot as explained in Section 4 and kept frozen during the training of the model. We also experimented with training those vectors as well as initializing them as fully non-zero random vectors. We observed that the mentioned few-hot strategy gives superior and more stable results. On the other hand, for the additive probability association approach explained in Section 6.1, initializing the embedding vectors as few-hot while keeping them trainable gave the best performance.

C Additional Experiments

C.1 Extension of the Main Results

Extended version of the main results are presented in Table 6 and 8.

In GSM8K, we observe a decrease in consistency-based methods, which is due to the sentence similarity step they include. When numeric values remain more important, sentence similarity models may perform worse, thus leading to lower performance of UE methods compared to general-knowledge datasets. Moreover, we see a common

	UE Method	Scoring Function	Llama2-7b		Llama3-8b		Mistral-7b		Gemma-7b		Llama2-13b	
			AUROC	PRR	AUROC	PRR	AUROC	PRR	AUROC	PRR	AUROC	PRR
TriviaQA	Lex. Sim. # Sem. Gr. p(True) SAPLMA Eccentricity Degree Matrix	-	0.647	0.374	0.683	0.483	0.720	0.517	0.597	0.227	0.611	0.314
		-	0.792	0.571	0.819	0.671	0.757	0.521	0.744	0.454	0.776	0.557
		-	0.616	0.267	0.842	0.733	0.805	0.653	0.517	0.023	0.650	0.392
		-	0.741	0.484	0.736	0.541	0.785	0.614	0.658	0.373	0.757	0.594
		-	0.812	0.629	0.853	0.756	0.818	0.664	0.764	0.496	0.813	0.633
		-	0.812	0.620	0.851	0.746	0.820	0.658	0.766	0.511	0.817	0.646
	Confidence	LNS	0.697	0.481	0.748	0.600	0.722	0.533	0.628	0.281	0.655	0.389
		MARS	0.751	0.576	0.799	0.676	0.745	0.593	0.638	0.305	0.641	0.381
		TokenSAR	0.747	0.572	0.792	0.674	0.747	0.584	0.688	0.386	0.728	0.527
		LARS	0.851	0.760	0.872	0.817	0.844	0.759	0.819	0.690	0.846	0.766
	Entropy	LNS	0.692	0.461	0.747	0.594	0.738	0.563	0.633	0.286	0.669	0.404
		MARS	0.736	0.547	0.801	0.672	0.755	0.602	0.659	0.336	0.672	0.421
		TokenSAR	0.734	0.546	0.793	0.676	0.763	0.610	0.694	0.398	0.733	0.528
		LARS	0.842	0.748	0.864	0.804	0.849	0.773	0.818	0.690	0.853	0.779
	SE	LNS	0.795	0.627	0.835	0.733	0.810	0.670	0.749	0.475	0.800	0.617
		MARS	0.797	0.645	0.835	0.742	0.810	0.681	0.749	0.482	0.794	0.615
		TokenSAR	0.796	0.640	0.839	0.747	0.813	0.681	0.753	0.493	0.806	0.639
		LARS	0.849	0.745	0.866	0.811	0.854	0.782	0.821	0.699	0.866	0.797
	SentsAR	LNS	0.784	0.611	0.825	0.723	0.796	0.652	0.728	0.448	0.778	0.593
		MARS	0.794	0.636	0.838	0.746	0.802	0.668	0.731	0.456	0.773	0.590
TokenSAR		0.790	0.633	0.840	0.750	0.805	0.669	0.741	0.475	0.791	0.618	
LARS		0.850	0.763	0.879	0.823	0.855	0.773	0.823	0.685	0.859	0.770	
NaturalQA	Lex. Sim. # Sem. Gr. p(True) SAPLMA Eccentricity Degree Matrix	-	0.600	0.263	0.651	0.373	0.637	0.340	0.585	0.163	0.604	0.261
		-	0.705	0.379	0.736	0.448	0.675	0.283	0.686	0.276	0.709	0.377
		-	0.561	0.90	0.761	0.561	0.727	0.509	0.647	0.247	0.562	0.131
		-	0.691	0.397	0.713	0.443	0.723	0.458	0.657	0.289	0.594	0.410
		-	0.727	0.431	0.775	0.567	0.727	0.480	0.713	0.368	0.741	0.482
		-	0.727	0.435	0.771	0.554	0.732	0.483	0.715	0.358	0.742	0.487
	Confidence	LNS	0.677	0.384	0.697	0.449	0.666	0.390	0.610	0.189	0.648	0.338
		MARS	0.699	0.411	0.717	0.477	0.678	0.407	0.615	0.198	0.631	0.311
		TokenSAR	0.703	0.431	0.717	0.476	0.682	0.426	0.643	0.249	0.677	0.393
		LARS	0.780	0.581	0.812	0.654	0.782	0.599	0.794	0.541	0.772	0.574
	Entropy	LNS	0.661	0.559	0.698	0.449	0.679	0.419	0.611	0.202	0.656	0.355
		MARS	0.681	0.379	0.707	0.475	0.691	0.447	0.616	0.199	0.636	0.304
		TokenSAR	0.683	0.392	0.714	0.477	0.694	0.451	0.644	0.261	0.686	0.410
		LARS	0.775	0.573	0.805	0.652	0.781	0.595	0.785	0.529	0.773	0.574
	SE	LNS	0.721	0.432	0.759	0.548	0.727	0.499	0.700	0.332	0.733	0.471
		MARS	0.720	0.440	0.750	0.546	0.725	0.493	0.705	0.336	0.723	0.440
		TokenSAR	0.721	0.443	0.756	0.544	0.726	0.498	0.700	0.340	0.736	0.485
		LARS	0.772	0.569	0.794	0.638	0.778	0.591	0.785	0.548	0.779	0.583
	SentsAR	LNS	0.712	0.423	0.752	0.543	0.721	0.487	0.680	0.297	0.725	0.468
		MARS	0.718	0.435	0.752	0.550	0.722	0.492	0.689	0.301	0.714	0.443
TokenSAR		0.718	0.438	0.756	0.551	0.727	0.496	0.684	0.309	0.732	0.485	
LARS		0.779	0.579	0.814	0.665	0.789	0.616	0.793	0.551	0.784	0.583	

Table 6: AUROC and PRR scores of UE methods on TriviaQA and NaturalQA.

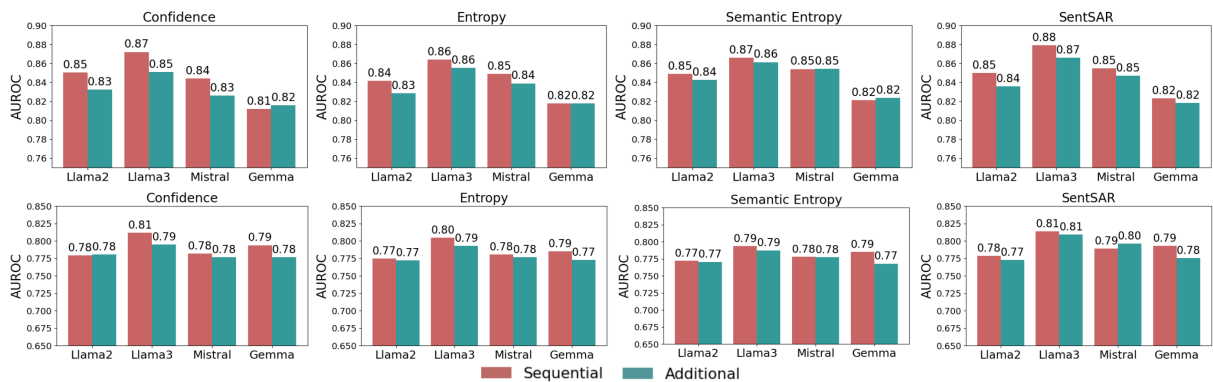


Figure 5: Comparison of different probability association methods for LARS on TriviaQA (top) and NaturalQA (bottom).

UE Method	Scoring Function	Llama2-7b		Llama3-8b		Mistral-7b		Gemma-7b		Llama2-13b	
		AUROC	PRR	AUROC	PRR	AUROC	PRR	AUROC	PRR	AUROC	PRR
Lex. Sim.	-	0.643	0.310	0.640	0.321	0.645	0.312	0.608	0.214	0.624	0.261
# Sem. Gr.	-	0.612	0.138	0.599	0.143	0.601	0.184	0.630	0.213	0.587	0.157
p(True)	-	0.558	0.078	0.636	0.290	0.667	0.358	0.552	0.041	0.580	0.171
Eccentricity	-	0.680	0.375	0.674	0.386	0.662	0.333	0.606	0.203	0.686	0.358
Degree Matrix	-	0.683	0.380	0.676	0.384	0.662	0.326	0.611	0.195	0.682	0.364
Confidence	LNS	0.656	0.329	0.645	0.324	0.634	0.305	0.625	0.246	0.602	0.233
	MARS	0.669	0.349	0.649	0.333	0.637	0.316	0.627	0.258	0.585	0.199
	TokenSAR	0.664	0.345	0.656	0.347	0.640	0.320	0.657	0.287	0.615	0.248
	LARS (T)	0.701	0.413	0.704	0.423	0.681	0.399	0.710	0.422	0.675	0.368
	LARS (N)	0.701	0.385	0.690	0.413	0.682	0.358	0.732	0.439	0.683	0.384
	LARS (T+N)	0.715	0.430	0.713	0.464	0.686	0.406	0.726	0.442	0.676	0.367
Entropy	LNS	0.656	0.332	0.650	0.340	0.647	0.323	0.638	0.272	0.625	0.259
	MARS	0.675	0.354	0.657	0.349	0.647	0.328	0.656	0.293	0.602	0.219
	TokenSAR	0.668	0.351	0.661	0.355	0.649	0.330	0.665	0.307	0.630	0.267
	LARS (T)	0.705	0.433	0.705	0.430	0.686	0.405	0.710	0.428	0.681	0.388
	LARS (N)	0.712	0.418	0.690	0.428	0.691	0.393	0.731	0.438	0.687	0.401
	LARS (T+N)	0.714	0.441	0.703	0.456	0.693	0.422	0.717	0.430	0.677	0.376
SE	LNS	0.672	0.360	0.664	0.366	0.665	0.353	0.675	0.334	0.644	0.297
	MARS	0.679	0.367	0.667	0.370	0.665	0.354	0.679	0.340	0.632	0.267
	TokenSAR	0.674	0.365	0.667	0.372	0.663	0.351	0.680	0.343	0.647	0.298
	LARS (T)	0.707	0.439	0.697	0.428	0.686	0.407	0.710	0.431	0.680	0.388
	LARS (N)	0.709	0.422	0.685	0.426	0.693	0.402	0.726	0.437	0.684	0.400
	LARS (T+N)	0.711	0.440	0.694	0.449	0.697	0.430	0.719	0.440	0.678	0.382
SentSAR	LNS	0.703	0.406	0.687	0.400	0.677	0.362	0.691	0.356	0.672	0.336
	MARS	0.705	0.408	0.692	0.406	0.677	0.365	0.700	0.365	0.662	0.313
	TokenSAR	0.704	0.407	0.691	0.406	0.678	0.363	0.698	0.364	0.671	0.333
	LARS (T)	0.714	0.445	0.718	0.455	0.693	0.408	0.724	0.457	0.695	0.403
	LARS (N)	0.730	0.465	0.705	0.455	0.705	0.423	0.747	0.484	0.701	0.421
	LARS (T+N)	0.728	0.471	0.721	0.484	0.698	0.409	0.732	0.467	0.692	0.404

Table 7: AUROC and PRR performance of UE methods on WebQA dataset. LARS models are trained with TriviaQA (T) and/or NaturalQA (N).

UE Method	Scoring Function	Llama2-7b		Llama3-8b		Mistral-7b		Gemma-7b		Llama2-13b	
		AUROC	PRR	AUROC	PRR	AUROC	PRR	AUROC	PRR	AUROC	PRR
Lex. Sim.	-	0.444	0	0.632	0.272	0.537	0.019	0.544	0.080	0.551	0.110
# Sem. Gr.	-	0.513	0	0.584	0.138	0.532	0.037	0.566	0.114	0.561	0.065
p(True)	-	0.540	0.099	0.797	0.623	0.665	0.238	0.486	0	0.501	0
Eccentricity	-	0.547	0.049	0.664	0.384	0.584	0.109	0.595	0.146	0.600	0.163
Degree Matrix	-	0.535	0.056	0.667	0.667	0.604	0.165	0.584	0.117	0.605	0.179
Confidence	LNS	0.570	0.031	0.686	0.390	0.567	0.072	0.556	0.370	0.615	0.196
	MARS	0.567	0.010	0.713	0.438	0.568	0.076	0.541	0.099	0.562	0.114
	TokenSAR	0.579	0.045	0.719	0.460	0.619	0.156	0.579	0.161	0.636	0.233
	LARS(G)	0.720	0.319	0.836	0.711	0.708	0.350	0.706	0.370	0.738	0.497
	LARS(T)	0.582	0.091	0.683	0.379	0.637	0.197	0.554	0.081	0.584	0.137
	LARS(N)	0.578	0.087	0.695	0.391	0.603	0.149	0.600	0.144	0.641	0.239
LARS(T+N)	0.603	0.097	0.684	0.348	0.630	0.188	0.676	0.114	0.635	0.218	
Entropy	LNS	0.511	0	0.643	0.308	0.571	0.090	0.570	0.124	0.574	0.123
	MARS	0.509	0	0.668	0.367	0.573	0.088	0.559	0.103	0.562	0.086
	TokenSAR	0.537	0	0.665	0.369	0.618	0.148	0.577	0.131	0.597	0.156
	LARS(G)	0.701	0.300	0.759	0.579	0.684	0.316	0.681	0.328	0.706	0.408
	LARS(T)	0.579	0.082	0.641	0.330	0.624	0.194	0.555	0.070	0.586	0.172
	LARS(N)	0.542	0.047	0.646	0.319	0.623	0.166	0.557	0.089	0.594	0.182
LARS(T+N)	0.586	0.083	0.632	0.291	0.624	0.182	0.562	0.081	0.604	0.191	
SE	LNS	0.516	0	0.633	0.321	0.560	0.076	0.588	0.141	0.587	0.153
	MARS	0.513	0	0.640	0.344	0.563	0.080	0.586	0.134	0.583	0.122
	TokenSAR	0.526	0.005	0.638	0.344	0.578	0.102	0.588	0.148	0.592	0.171
	LARS(G)	0.675	0.267	0.715	0.528	0.663	0.310	0.679	0.345	0.697	0.383
	LARS(T)	0.565	0.068	0.639	0.325	0.598	0.173	0.573	0.096	0.593	0.186
	LARS(N)	0.537	0.042	0.635	0.319	0.598	0.141	0.581	0.128	0.598	0.194
LARS(T+N)	0.572	0.072	0.633	0.298	0.605	0.170	0.579	0.112	0.608	0.209	
SentSAR	LNS	0.559	0.007	0.698	0.440	0.622	0.167	0.580	0.335	0.634	0.220
	MARS	0.545	0	0.712	0.467	0.618	0.157	0.574	0.128	0.622	0.187
	TokenSAR	0.569	0.027	0.712	0.477	0.645	0.189	0.581	0.134	0.640	0.226
	LARS(G)	0.699	0.300	0.772	0.613	0.695	0.338	0.681	0.335	0.712	0.419
	LARS(T)	0.579	0.080	0.662	0.383	0.639	0.214	0.562	0.081	0.591	0.170
	LARS(N)	0.551	0.046	0.671	0.389	0.641	0.209	0.569	0.109	0.605	0.202
LARS(T+N)	0.587	0.081	0.645	0.323	0.636	0.207	0.574	0.090	0.612	0.199	

Table 8: AUROC and PRR performance of UE methods on GSM8K dataset. LARS models are trained with GSM8K (G) or TriviaQA (T) and/or NaturalQA (N).

UE Method	Scoring Function	Llama2-7b	Llama3-8b	Mistral-7b	Gemma-7b
Confidence	Best Score of Baselines	0.7032	0.7136	0.6823	0.6433
	LARS (N)	0.7685	0.7940	0.7765	0.7919
	LARS (T)	0.7455	0.7689	0.7365	0.7415
	LARS (T+N)	0.7731	0.7997	0.7774	0.7838
Entropy	Best Score of Baselines	0.6831	0.7144	0.6944	0.6439
	LARS (N)	0.7655	0.7936	0.7781	0.7832
	LARS (T)	0.7434	0.7736	0.7392	0.7431
	LARS (T+N)	0.7629	0.7918	0.7761	0.7759
SE	Best Score of Baselines	0.7210	0.7591	0.7272	0.7049
	LARS (N)	0.7665	0.7873	0.7770	0.7845
	LARS (T)	0.7511	0.7750	0.7497	0.7594
	LARS (T+N)	0.7635	0.7849	0.7766	0.7804
SentSAR	Best Score of Baselines	0.7177	0.7563	0.7268	0.6891
	LARS (N)	0.7709	0.8034	0.7880	0.7900
	LARS (T)	0.7496	0.7845	0.7492	0.7508
	LARS (T+N)	0.7714	0.8031	0.7832	0.7812

Table 9: OOD data experiments on NaturalQA dataset with AUROC score. LARS models are trained with TriviaQA (T) and/or NaturalQA (N).

UE Method	Scoring Function	Llama2-7b	Llama3-8b	Mistral-7b	Gemma-7b
Confidence	Best Score of Baselines	0.7510	0.7994	0.7468	0.6883
	LARS (T)	0.8505	0.8721	0.8443	0.8191
	LARS (N)	0.7780	0.8243	0.7893	0.7678
	LARS (T+N)	0.8414	0.8620	0.8305	0.8060
Entropy	Best Score of Baselines	0.7356	0.8012	0.7634	0.6941
	LARS (T)	0.8416	0.8642	0.8488	0.8184
	LARS (N)	0.7852	0.8348	0.8090	0.7760
	LARS (T+N)	0.8354	0.8602	0.8373	0.8092
SE	Best Score of Baselines	0.7973	0.8388	0.8132	0.7528
	LARS (T)	0.8488	0.8662	0.8541	0.8214
	LARS (N)	0.8181	0.8515	0.8349	0.7968
	LARS (T+N)	0.8457	0.8621	0.8493	0.8157
SentSAR	Best Score of Baselines	0.7940	0.8402	0.8050	0.7411
	LARS (T)	0.8496	0.8789	0.8545	0.8231
	LARS (N)	0.8102	0.8549	0.8285	0.7889
	LARS (T+N)	0.8483	0.8758	0.8454	0.8159

Table 10: OOD data experiments on TriviaQA dataset with AUROC score. LARS models are trained with TriviaQA (T) and/or NaturalQA (N).

behavior that SE and sentSAR mostly improves performance compared to confidence and entropy on most of the scoring functions for TriviaQA, NaturalQA and WebQA. This increase is expected due to their mechanism of checking the consistency of the outputs. However, when the performance of sentence similarity measuring approaches are not stable—as we see in GSM8K—the positive effect of SE and SentSAR remains very low. A similar discussion can be made for Eccentricity and Degree Matrix approaches since they use the same sentence similarity model as SE.

C.2 Probability Association Strategies

The extended comparison between sequential and additive probability association strategies are presented in Figure 5.

C.3 OOD Data Experiments - LARS

Extended OOD data results for WebQA and GSM8K are presented in Tables 7 and 8.

Table 9 details OOD data experiments on NaturalQA, and Table 10 covers OOD data experiments on TriviaQA. Training LARS with data from different distributions results in a performance drop. However, when we integrate the original calibration data with OOD data, LARS achieves better results in NaturalQA experiments. This suggests that increasing the dataset size, even with data from other distributions, might enhance the performance of LARS depending on the dataset.

C.4 LARS without Labeled Data

In this section, we explore the performance of LARS in the absence of labeled data. For this, for each question in the calibration dataset, we first use Llama3-8b to generate answers. To assess the correctness of these answers, we employ a teacher LLM (either Llama3-70b or Llama3-8b) and prompt it to evaluate the correctness of the generated answers. This method produces noisy labels, some of which are incorrect.

Despite these noisy labels, training LARS with them yields a good performance, surpassing both other baselines and the self-evaluation of the LLM (see Table 11). This finding is promising and suggests that the pre-trained nature of the RoBERTa model, which already possesses some understanding of textual inputs, enables it to understand key features from the noisy and partial feedback provided by the teacher LLM. This capability contributes to getting a better scoring function than

asking the LLM itself. Such effectiveness of pre-trained models in handling noisy labels supports previous research (Kim et al., 2021), underscoring the potential of LARS for further investigation in such environments.

UE Method	Teacher Model	
	Llama3-70b	Llama3-8b
Ask LLM	0.746	0.635
LARS (No Labeled Data)	0.837	0.809

Table 11: Results for LARS trained without labeled data on TriviaQA. The Confidence method is used for UE.

C.5 Effect of the Model Family Choice

The reasoning behind our model choice for LARS is thoroughly explained in Section 4. To further validate our decision to use a transformer-based architecture, we trained a supervised MLP model that transforms the input text, output text, and probabilities into a fixed vector. Specifically, we used a sentence encoder to encode the text into a fixed vector and appended the corresponding probabilities, which served as input for the MLP.

The results, presented in Table 12, clearly demonstrate that LARS consistently outperforms the MLP by substantial margins. These findings indicate that a naive input strategy, such as the one used for the MLP, fails to capture the complexities of the problem, whereas a more sophisticated model family, like the one employed by LARS, is necessary to achieve optimal performance in uncertainty estimation. Moreover, the input strategy used in the MLP performs worse than directly feeding the probability vectors into the model. This could be due to the fact that adding a fixed representation of the text meaning increases the input dimensionality without significantly benefiting UE. As a result, this approach may reduce the model’s ability to generalize effectively.

UE Method	Scoring Function	AUROC	PRR
Confidence	MLP	0.666	0.398
	LARS	0.851	0.760
Entropy	MLP	0.718	0.509
	LARS	0.842	0.748
SE	MLP	0.787	0.634
	LARS	0.849	0.745
SentSAR	MLP	0.744	0.571
	LARS	0.850	0.763

Table 12: Comparison of LARS and MLP with the same modalities on Llama2-7b model on the TriviaQA.

C.6 Choice of Encoder-only Transformer

To evaluate the effect of LARS model selection on both architecture and model size, we trained four

LARS models using TriviaQA-LLama3-8b calibration data. The LARS models utilized are: bert-base-uncased, bert-large-uncased (Devlin et al., 2019), roberta-base, and roberta-large (Liu et al., 2019). The sizes of each model are 110M, 336M, 125M, and 355M, respectively. The results are presented in Figure 6. When comparing BERT and RoBERTa models of similar sizes, it is evident that RoBERTa consistently outperforms BERT. As model size increases, BERT’s performance improves, whereas RoBERTa exhibits the opposite behavior. Notably, a detailed hyperparameter search was not performed for RoBERTa-large. If conducted, this might allow RoBERTa-large to surpass RoBERTa-base; however, considering the inference costs, RoBERTa-base is used as the default LARS model.

C.7 Effect of Number of Probability Tokens

Figure 7 shows the impact of varying the number of probability tokens, k during LARS training. Probabilities are divided into k quantiles, each represented by a unique few-hot vector, as described in Section 4. The choice of k directly influences the bias-variance trade-off of the model. With a high number of probability tokens, the model may overfit, reflecting minor fluctuations in probability within the inputs. Conversely, a small number of tokens might hinder the model’s ability to distinguish between significantly different probabilities, as they are represented by identical tokens. Our results indicate that using 8 quantiles for the probability vectors generally yields the best generalization.

C.8 LARS on Different Languages

Extended results on different languages from Section 5.4 are presented in Table 14. In all languages, LARS consistently outperforms baseline UE methods and scoring functions.

C.9 Impact of Question as LARS Input

In this section, we evaluate the impact of including the question as input to the LARS model. The results, shown in Table 13, indicate a consistent performance drop when the question is omitted. This outcome is expected, as the question context plays a crucial role in determining whether a generated response is nonsensical or off-topic. However, we argue that the performance drop is not substantial. Thus, if computational efficiency is a priority,

LARS can still be effectively used without the question context.

UE Method	Scoring Function	AUROC	PRR
Confidence	No question	0.832	0.720
	LARS	0.851	0.760
Entropy	No question	0.828	0.716
	LARS	0.842	0.748
SE	No question	0.836	0.736
	LARS	0.849	0.745
SentSAR	No question	0.842	0.740
	LARS	0.850	0.763

Table 13: LARS with and without question in the input.

C.10 OOD Model Experiments - LARS

In this section, we present extensive OOD model experiments for LARS. The results are detailed in Table 15, with interpretations similar to those in Table 3. Training LARS on outputs from different LLMs results in an expected performance drop. Nonetheless, LARS continues to outperform other scoring functions, demonstrating its robustness and potential.

In this experiment, for each LLM we use, we train a LARS model using all of the TriviaQA and NaturalQA samples we created for training.

D Experimental Details

Datasets. To train the LARS model, for each TriviaQA and NaturalQA training split, we randomly select ~ 13 k samples resulting in ~ 60 k sampled unique QA pairs. We use all of the train split of GSM8K containing ~ 8 k samples. To evaluate the UE methods we use 4 datasets: ~ 9 k samples from the TriviaQA validation split, the validation set of NaturalQA consisting of ~ 3500 samples, ~ 6 k samples coming from the train and validation sets of WebQA combined, and complete test split of GSM8K containing ~ 1 k samples.

Example Samples from Datasets. We provide samples from the datasets we use for the evaluation of UE methods in Table 16.

Generation Configurations. We utilize Huggingface library and its built-in generate() function to obtain answers. We use num_beams=1. For the most likely responses we set do_sample=False while for the set of sampled generations, it is True. We set the default LLMs’ eos token as end of sentence token to stop the generation.

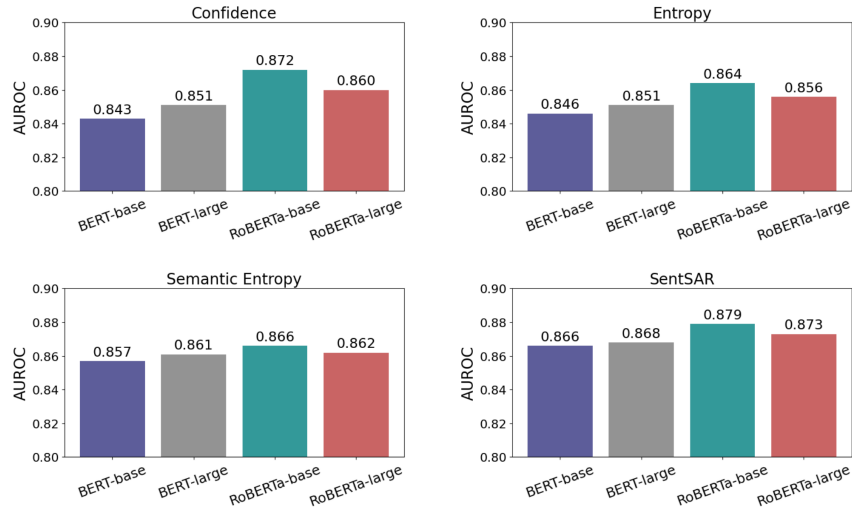


Figure 6: AUROC scores for different choice of LARS models on TriviaQA and LLama3-8b.

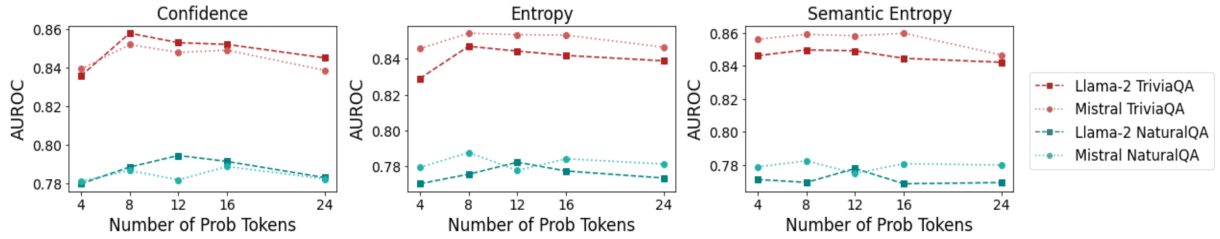


Figure 7: AUROC scores for varying number of probability tokens for LARS on 2 models and 2 datasets.

UE Method	Scoring Function	English		Turkish		German		Spanish	
		AUROC	PRR	AUROC	PRR	AUROC	PRR	AUROC	PRR
Lex. Sim. # Sem. Gr. Eccentricity Degree Matrix	-	0.683	0.483	0.652	0.361	0.660	0.410	0.640	0.369
	-	0.819	0.671	0.683	0.343	0.774	0.571	0.787	0.605
	-	0.853	0.756	0.732	0.482	0.805	0.668	0.813	0.689
	-	0.851	0.746	0.748	0.583	0.802	0.675	0.814	0.692
Confidence	LNS	0.748	0.600	0.714	0.500	0.727	0.544	0.704	0.504
	MARS	0.799	0.676	0.720	0.503	0.747	0.582	0.728	0.550
	TokenSAR	0.792	0.674	0.747	0.568	0.779	0.645	0.761	0.609
	LARS	0.872	0.817	0.831	0.703	0.843	0.754	0.852	0.764
Entropy	LNS	0.747	0.594	0.692	0.450	0.710	0.523	0.701	0.491
	MARS	0.801	0.672	0.695	0.457	0.728	0.555	0.723	0.533
	TokenSAR	0.793	0.676	0.720	0.515	0.758	0.614	0.750	0.590
	LARS	0.864	0.804	0.814	0.680	0.827	0.737	0.835	0.742
SE	LNS	0.835	0.733	0.734	0.554	0.791	0.663	0.797	0.667
	MARS	0.835	0.742	0.734	0.551	0.789	0.663	0.795	0.666
	TokenSAR	0.839	0.747	0.739	0.568	0.796	0.676	0.800	0.677
	LARS	0.866	0.811	0.799	0.668	0.824	0.735	0.831	0.742
SentSAR	LNS	0.825	0.723	0.728	0.530	0.765	0.629	0.765	0.617
	MARS	0.838	0.746	0.731	0.531	0.775	0.641	0.775	0.631
	TokenSAR	0.840	0.750	0.752	0.577	0.793	0.673	0.790	0.660
	LARS	0.879	0.823	0.828	0.705	0.841	0.757	0.848	0.763

Table 14: AUROC and PRR performance of different UE methods on Llama3-8B for the TriviaQA dataset in different languages.

Dataset	UE Method	Calibration Model	Llama2-7b	Llama3-8b	Mistral-7b	Gemma-7b	Llama2-13b
TriviaQA	Confidence	Best Baseline Score	0.7510	0.7994	0.7468	0.6883	0.7278
		Llama2-7b	0.8577	0.8355	0.8309	0.7993	0.8432
		Llama3-8b	0.8519	0.8737	0.8499	0.7830	0.8146
		Mistral-7b	0.8352	0.8327	0.8518	0.7872	0.8315
		Gemma-7b	0.8169	0.8172	0.8097	0.8311	0.8054
		Llama2-13b	0.8376	0.8526	0.8327	0.7829	0.8510
	Entropy	Best Baseline Score	0.7356	0.8012	0.7634	0.6941	0.7332
		Llama2-7b	0.8469	0.8298	0.8271	0.8060	0.8473
		Llama3-8b	0.8520	0.8730	0.8501	0.7955	0.8313
		Mistral-7b	0.8410	0.8407	0.8542	0.7974	0.8380
		Gemma-7b	0.8145	0.8181	0.8200	0.8279	0.8115
		Llama2-13b	0.8335	0.8525	0.8435	0.7916	0.8553
	SE	Best Baseline Score	0.7973	0.8388	0.8132	0.7528	0.8062
		Llama2-7b	0.8497	0.8358	0.8402	0.8100	0.8603
		Llama3-8b	0.8625	0.8719	0.8623	0.8008	0.8518
		Mistral-7b	0.8496	0.8490	0.8591	0.8056	0.8579
Gemma-7b		0.8334	0.8425	0.8372	0.8289	0.8386	
Llama2-13b		0.8447	0.8660	0.8554	0.8049	0.8671	
SentSAR	Best Baseline Score	0.7940	0.8402	0.8050	0.7411	0.7910	
	Llama2-7b	0.8572	0.8409	0.8413	0.7900	0.8584	
	Llama3-8b	0.8663	0.8838	0.8634	0.8017	0.8453	
	Mistral-7b	0.8514	0.8474	0.8596	0.8055	0.8513	
	Gemma-7b	0.8309	0.8363	0.8327	0.8338	0.8272	
	Llama2-13b	0.8456	0.8687	0.8506	0.7980	0.8616	
NaturalQA	Confidence	Best Baseline Score	0.7032	0.7136	0.6823	0.6433	0.6774
		Llama2-7b	0.7886	0.7546	0.7512	0.7288	0.7613
		Llama3-8b	0.7732	0.8113	0.7679	0.7265	0.7517
		Mistral-7b	0.7538	0.7543	0.7868	0.7195	0.7507
		Gemma-7b	0.7522	0.7397	0.7493	0.8033	0.7295
		Llama2-13b	0.7727	0.7695	0.7571	0.7308	0.7812
	Entropy	Best Baseline Score	0.6831	0.7144	0.6944	0.6439	0.6859
		Llama2-7b	0.7756	0.7582	0.7550	0.7367	0.7641
		Llama3-8b	0.7734	0.8103	0.7767	0.7374	0.7544
		Mistral-7b	0.7569	0.7642	0.7877	0.7305	0.7607
		Gemma-7b	0.7481	0.7463	0.7506	0.7939	0.7351
		Llama2-13b	0.7671	0.7752	0.7569	0.7363	0.7783
	SE	Best Baseline Score	0.7210	0.7591	0.7272	0.7049	0.7361
		Llama2-7b	0.7695	0.7590	0.7574	0.7521	0.7716
		Llama3-8b	0.7767	0.8038	0.7820	0.7513	0.7661
		Mistral-7b	0.7627	0.7681	0.7826	0.7484	0.7680
Gemma-7b		0.7517	0.7602	0.7561	0.7916	0.7511	
Llama2-13b		0.8049	0.7837	0.7672	0.7548	0.7843	
SentSAR	Best Baseline Score	0.7177	0.7563	0.7268	0.6891	0.7319	
	Llama2-7b	0.7835	0.7639	0.7595	0.7423	0.7738	
	Llama3-8b	0.7816	0.8154	0.7838	0.7417	0.7655	
	Mistral-7b	0.7669	0.7705	0.7940	0.7360	0.7682	
	Gemma-7b	0.7572	0.7567	0.7616	0.7978	0.7486	
	Llama2-13b	0.7980	0.7838	0.7654	0.7415	0.7853	

Table 15: OOD model experiments on TriviaQA and NaturalQA datasets with AUROC scores.

	Question	Ground Truth
TriviaQA	David Lloyd George was British Prime Minister during the reign of which monarch?	King George V
	How many symphonies did Jean Sibelius compose?	Seven
	The capital of Brazil was moved from Rio de Janeiro to the purpose-built capital city of Brasilia in what year?	1960
NaturalQA	when was the last time anyone was on the moon	December 1972
	who wrote he ain't heavy he's my brother lyrics	Bobby Scott, Bob Russell
	how many seasons of the bastard executioner are there	one
WebQA	what is the name of justin bieber brother?	Jazmyn Bieber
	what character did natalie portman play in star wars?	Padmé Amidala
	what character did john noble play in lord of the rings?	Denethor II
GSM8K	Natalia sold clips to 48 of her friends in April, and then she sold half as many clips in May. How many clips did Natalia sell altogether in April and May?	72
	Julie is reading a 120-page book. Yesterday, she was able to read 12 pages and today, she read twice as many pages as yesterday. If she wants to read half of the remaining pages tomorrow, how many pages should she read?	42
	Mr. Sam shared a certain amount of money between his two sons, Ken and Tony. If Ken got \$1750, and Tony got twice as much as Ken, how much was the money shared?	5250

Table 16: Data samples from the datasets we use to evaluate UE methods: TriviaQA, NaturalQA, WebQA, and GSM8K.

GPT Performance in Evaluation of Deneration

Correctness. Following prior works (Lin et al., 2024; Duan et al., 2024; Bakman et al., 2024), we employed GPT-3.5-turbo to assign correctness labels to model-generated answers based on the provided ground truth and question. To assess the effectiveness of GPT-3.5-turbo in this task, we conducted a human evaluation. A human evaluator independently assessed the answers against the ground truth and the question without access to GPT-generated labels. The accuracy of GPT-3.5-turbo’s correctness labels was then calculated by comparing them to the human evaluations. It obtained an accuracy of 96%, highlighting the high performance of GPT-3.5-turbo in this task.

Computational Cost. We use 40 GB Nvidia A-100 GPUs for all the experiments. The total GPU-hours for training a LARS model with a calibration dataset generated from ~13k questions is approximately 4. Labeling of the calibration data for one dataset and one model takes approximately 30 GPU-hours. Getting all the results in Tables 6 and 8 compromises ~300 GPU-hours excluding LARS training. All presented results are obtained with a single run.

Prompts. The prompts for the LLM models to generate answers to questions are given below.

For LLama family:

System: You are a helpful, respectful and honest assistant. Give precise, short, one sentence answers to given questions. Do not use emojis.

User: {question}

For Mistral-7b:

User: Give precise, short, one sentence answers to given questions. {question}

For Gemma-7b:

User: You are a helpful, respectful and honest assistant. Give precise, short, one sentence answers to given questions. Question: {question}

The prompt used for GPT-3.5-turbo to obtain labels:

You will behave as a question answer evaluator. I will give you a question, the ground truth of the question, and

a generated answer by a language model. You will output "correct" if the generated answer is correct regarding question and ground truth.

Otherwise, output "false".

Question: {question},

Ground Truth: {gt_answer},

Generated Answer: {generation}

The prompt for the teacher models explained in Section C.4 is as follows:

System: You are a helpful, respectful and honest question-answer evaluator.

You will be given a question and a possible answer. Evaluate the

possible answer as true or false

considering the question. Output

"true" if the answer is correct.

Otherwise, output "false". Do not

make any explanation.

User: Question: {question}

Possible answer: {answer}

The prompts for the LLM models to self-check their answers for $p(\text{True})$ evaluation is provided below. For Llama family:

System: You are a helpful, respectful and honest question-answer evaluator.

You will be given a question, some

brainstormed ideas and a possible

answer. Evaluate the possible answer

as True or False considering the

question and brainstormed ideas.

Output only True or False.

User: Question: {few_shot_q1}

Here are some ideas that were

brainstormed: {few_shot_samples1}

Possible answer: {few_shot_ans1}

The possible answer is:

Assistant: True

User: Question: {few_shot_q2}

Here are some ideas that were

brainstormed: {few_shot_samples2}

Possible answer: {few_shot_ans2}

The possible answer is:

Assistant: False

User: Question: {question}

Here are some ideas that were

brainstormed: {sampled_generation}

Possible answer: {most_likelt_gen}

The possible answer is:

For Mistral-7b and Gemma-7b:

User: You are a helpful, respectful and honest question-answer evaluator. You will be given a question, some brainstormed ideas and a possible answer. Evaluate the possible answer as True or False considering the question and brainstormed ideas. Output only True or False.

Question:{few_shot_q1}

Here are some ideas that were

brainstormed:{few_shot_samples1}

Possible answer:{few_shot_ans1}

The possible answer is:

Assistant: True

User: Question:{few_shot_q2}

Here are some ideas that were

brainstormed:{few_shot_samples2}

Possible answer:{few_shot_ans2}

The possible answer is:

Assistant: False

User: Question:{question}

Here are some ideas that were

brainstormed:{sampled_generation}

Possible answer:{most_likelt_gen}

The possible answer is: