

RUPBench: Benchmarking Reasoning Under Perturbations for Robustness Evaluation in Large Language Models

Yuqing Wang*

Stanford University
ywang216@stanford.edu

Yun Zhao*

Meta Platforms, Inc.
yunzhao20@meta.com

Abstract

With the increasing use of large language models (LLMs), ensuring reliable performance in diverse, real-world environments is essential. Despite their remarkable achievements, LLMs often struggle with adversarial inputs, significantly impacting their effectiveness in practical applications. To systematically understand the robustness of LLMs, we present RUPBench, a comprehensive benchmark designed to evaluate LLM robustness across diverse reasoning tasks. Our benchmark incorporates 15 reasoning datasets, categorized into commonsense, arithmetic, logical, and knowledge-intensive reasoning, and introduces nine types of textual perturbations at lexical, syntactic, and semantic levels. By examining the performance of state-of-the-art LLMs such as GPT-4o, Llama3, Phi-3, and Gemma on both original and perturbed datasets, we provide a detailed analysis of their robustness and error patterns. Our findings highlight that larger models tend to exhibit greater robustness to perturbations. Additionally, common error types are identified through manual inspection, revealing specific challenges faced by LLMs in different reasoning contexts. This work provides insights into areas where LLMs need further improvement to handle diverse and noisy inputs effectively. Our data and code are available at <https://github.com/EternityYW/RUPBench>.

1 Introduction

Large language models (LLMs) have gained increasing popularity due to their unprecedented performance in various tasks such as sentiment analysis (Miah et al., 2024), complex reasoning (Wang et al., 2023a), and time series analysis (Zhao et al., 2021; Wang et al., 2022b). Models like GPT-3 (Brown et al., 2020), GPT-4o (gpt 4o, 2024), and Llama3 (AI@Meta, 2024) have set new benchmarks in natural language processing, pushing

the boundaries of what these systems can achieve. However, as the deployment of LLMs in real-world applications grows, particularly in high-risk domains, ensuring their robustness against diverse and potentially adversarial inputs becomes critical. Despite advancements, LLMs remain vulnerable to perturbations that can significantly degrade their performance. These perturbations can come in various forms, including lexical variations (e.g., typos), syntactic changes (e.g., cleft constructions), and semantic distractions (e.g., red herrings). Such weaknesses pose serious challenges, especially in applications requiring high reliability and accuracy, such as healthcare (Wang et al., 2024b), legal document analysis (Cheong et al., 2024), and automated customer service (Kolasani, 2023).

Several studies have explored the robustness of LLMs from various angles. For instance, datasets like AdvGLUE (Wang et al., 2021) and AdvGLUE++ (Wang et al., 2024a) are specifically designed to test how language models respond to adversarial inputs, which are meticulously altered to elicit incorrect responses from the models. Wang et al. (Wang et al., 2023b) assessed the robustness of ChatGPT and other LLMs against adversarial and out-of-distribution (OOD) samples, while Zhuo et al. (Zhuo et al., 2023) evaluated the robustness of semantic parsing. However, these studies focus on restricted tasks or types of perturbations, lacking a holistic evaluation framework that comprehensively assesses robustness across multiple categories and distinct perturbation types. Additionally, they do not delve deeply into the specific error patterns induced by different perturbations, leaving gaps in understanding how to enhance the models' resilience in practical applications.

To address this gap, we introduce the **Reasoning Under Perturbations Benchmark** (RUPBench), a comprehensive benchmark designed to evaluate the robustness of LLMs across different reasoning tasks. RUPBench includes 15 source datasets

*Denotes equal contribution.

spanning four major reasoning categories: commonsense, arithmetic, logical, and knowledge-intensive. Each dataset is subjected to nine types of textual perturbations, covering lexical, syntactic, and semantic levels, to simulate real-world input variations. Then, we conduct extensive experiments with several leading LLMs using RUPBench, including GPT-4o (gpt 4o, 2024), Llama3 (AI@Meta, 2024), Phi-3 (Abdin et al., 2024), and Gemma (Team et al., 2024) models, assessing their performance on both original and perturbed datasets. By analyzing the models’ responses, we provide insights into their robustness and identify common error patterns. Our findings indicate that larger models generally exhibit greater robustness to perturbations. Manual inspection of incorrect predictions highlights specific error types prevalent across all LLMs, directing areas for improvement and emphasizing the need for targeted strategies to address these weaknesses by task.

In summary, our contributions are threefold:

- (1) We introduce RUPBench, a comprehensive benchmark designed to systematically evaluate the robustness of LLMs across 15 reasoning tasks, incorporating nine types of textual perturbations, resulting in a total of 365,580 perturbed samples.
- (2) We assess the performance of several state-of-the-art LLMs, including GPT-4o, Llama3, Phi-3, and Gemma, on both original and perturbed datasets. Our extensive analysis provides detailed insights into their robustness across different tasks and perturbations.
- (3) We identify common error types from perturbations through manual inspection, highlighting challenges LLMs face, such as context misinterpretation and knowledge gaps, to guide future research towards more resilient and reliable LLMs.

2 Related Work

In this section, we provide an overview of LLM evaluation, with a focus on robustness. We also discuss the role of textual perturbations in assessing the robustness and safety of LLMs.

2.1 LLM Evaluation

Pretrained language models like BERT (Kenton and Toutanova, 2019) and RoBERTa (Liu et al.,

2019) have been the standard practice in many NLP tasks. However, the introduction of GPT-3 (Brown et al., 2020) shifted the focus towards minimal fine-tuning approaches, such as zero-shot (Kojima et al., 2022) and few-shot learning. Recently, advanced LLMs like GPT-4o (gpt 4o, 2024), Llama3 (AI@Meta, 2024), and Gemini (Team et al., 2023) have demonstrated significant improvements across various domains, including complex reasoning (Wang and Zhao, 2023b,a; Xia et al., 2024), machine translation (Ding et al., 2023), and text classification (Wang et al., 2022a, 2023c).

Given the remarkable performance of LLMs, their evaluation has garnered significant attention across areas like robustness (Dong et al., 2023), hallucination (Li et al., 2023), healthcare (Wang et al., 2023d), and ethics (Wan et al., 2023). Benchmarks such as GLUE (Wang et al., 2018) and SuperGLUE (Wang et al., 2019) have been foundational in advancing natural language understanding tasks. More recent benchmarks, including MMLU (Hendrycks et al., 2020b), BigBench (Srivastava et al., 2023), and HellaSwag (Zellers et al., 2019), assess capabilities in knowledge understanding and complex reasoning.

Robustness is particularly crucial for LLMs as it ensures reliable performance in diverse, real-world environments and the ability to handle noisy, incomplete, or adversarial inputs (Wang et al., 2024c). Existing benchmarks like AdvGLUE (Wang et al., 2021) and AdvGLUE++ (Wang et al., 2024a), built on the foundation of GLUE, focus on evaluating robustness. However, these benchmarks do not sufficiently challenge the advanced capabilities of current LLMs, underscoring the need for more rigorous assessments.

Our benchmark, RUPBench, addresses this critical gap by incorporating diverse recent datasets that emphasize complex reasoning. This approach not only enhances performance differentiation but also pushes the boundaries of reasoning and knowledge in advanced LLMs, making it an essential tool for the next generation of LLM evaluation.

2.2 Textual Perturbations and LLM Safety

Textual perturbations involve creating variations in input text to evaluate the robustness and safety of LLMs. Unlike efforts aimed at generating potentially harmful outputs, such as SafetyPrompts (Sun et al., 2023) or prompt injection attacks (Esmradi et al., 2023), our perturbations mimic plausible user mistakes in data samples. Our goal is to ensure that

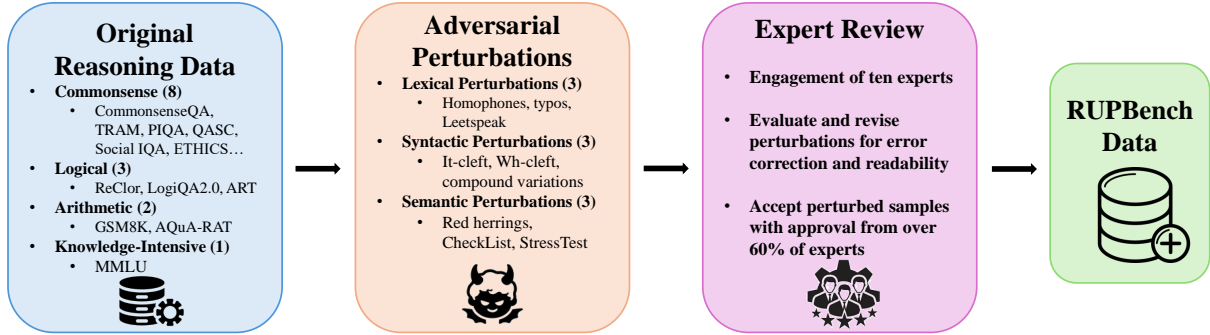


Figure 1: Overview of the data construction pipeline for RUPBench.

LLMs can manage diverse, noisy, or slightly incorrect inputs without producing erroneous or harmful outputs, thereby enhancing their robustness and safety in real-world applications. Additionally, categorizing perturbations into lexical, syntactic, and semantic levels from a linguistic perspective covers a broad spectrum of text variations, enabling a nuanced understanding of how different perturbations affect LLM performance.

3 Dataset Construction

In this section, we introduce the 15 source reasoning datasets spanning commonsense, logic, arithmetic, and cross-domain areas. We describe the nine general text-based perturbations applied at lexical, syntactic, and semantic levels, resulting in a total of 365,580 perturbed samples. We also detail the involvement of human experts to ensure the quality and validity of the perturbations. The overall data construction pipeline is shown in Figure 1.

3.1 Tasks and datasets

We consider 15 representative text-based reasoning datasets, which are categorized into four major reasoning groups: commonsense reasoning, arithmetic reasoning, logical reasoning, and knowledge-intensive reasoning. Table 1 provides an overview of the reasoning datasets and tasks.

3.1.1 Commonsense Reasoning

This group encompasses nine datasets covering various dimensions of commonsense reasoning.

- **CommonsenseQA** (Talmor et al., 2019): Focuses on general commonsense knowledge, requiring models to answer questions based on everyday scenarios.
- **TRAM** (Wang and Zhao, 2023c): Assesses the model’s ability to understand and reason

about time-related information such as frequency, ordering, duration, and typical time.

- **PIQA** (Bisk et al., 2020): Targets physical interaction reasoning, challenging models with questions about everyday situations, favoring atypical solutions.
- **QASC** (Khot et al., 2020): Centers on scientific reasoning, requiring models to integrate and apply scientific knowledge to answer questions.
- **Social IQA** (Sap et al., 2019): Emphasizes social reasoning, evaluating the model’s understanding of the social implications of everyday events and situations.
- **Cosmos QA** (Huang et al., 2019): Focuses on contextual reasoning, requiring models to draw inferences from contextual information in narrative passages.
- **NumerSense** (Lin et al., 2020): Tests numerical reasoning by requiring models to fill in missing numerical values (zero to ten) or “no” in given sentences.
- **RiddleSense** (Lin et al., 2021): Challenges models to solve riddles that often require multiple pieces of commonsense knowledge and figurative language.
- **ETHICS** (Hendrycks et al., 2020a): Focuses on moral reasoning, assessing the model’s ability to make ethical judgments and understand moral principles.

3.1.2 Arithmetic Reasoning

This group comprises two datasets focusing on math word problems.

- **GSM8K** (Cobbe et al., 2021): Contains grade school math word problems requiring basic arithmetic and reasoning.
- **AQuA-RAT** (Ling et al., 2017): Comprises algebraic math word problems, requiring models to answer multiple-choice questions and generate rationales.

3.1.3 Logical Reasoning

This group comprises three datasets focused on deductive reasoning (i.e., drawing conclusions based on premises) and abductive reasoning (i.e., forming hypotheses from incomplete information) tasks.

- **ReClor** (Yu et al., 2019): Contains logical reasoning problems from standardized tests such as LSAT and GMAT, requiring models to perform deductive reasoning.
- **LogiQA2.0** (Liu et al., 2023): Contains logical reasoning problems from the Chinese Civil Service Examination, including natural language inference (NLI) and machine reading comprehension (MRC) tasks.
- **ART** (Bhagavatula et al., 2019): Focuses on abductive reasoning, challenging models to select the most plausible explanation (hypothesis) given a pair of observations.

3.1.4 Knowledge-Intensive Reasoning

We consider the MMLU (Hendrycks et al., 2020b) benchmark as the standard for knowledge-intensive reasoning, encompassing a broad range of exam questions from 57 subjects across STEM, social sciences, humanities, and more.

3.2 Perturbation Categories

We consider each reasoning dataset’s validation or test sets as our source samples, upon which we perform various perturbations. Specifically, we categorize these perturbations into three major types: lexical, syntactic, and semantic. Our perturbations are designed to induce incorrect responses from the LLM while preserving the essence of the original content, ensuring that the ground truth answer remains unchanged despite the perturbations. Examples of RUPBench can be found in Appendix A.

3.2.1 Lexical Perturbation

Lexical perturbations involve modifying individual words within the text to evaluate the model’s robustness to variations. We consider three specific

types of lexical perturbations: homophones, typos, and leetspeak, due to their ability to simulate common real-world challenges like phonetic confusion, typographical errors, and informal language.

- **Homophones**: This involves replacing words with their homophones, i.e., words that sound the same but have different meanings and spellings. For instance, “meet” might be replaced with “meat”. Using the CMU Pronouncing Dictionary, we identify homophones for each word in a sentence and randomly select replacements.
- **Typos**: This introduces random spelling errors into the text. Methods include swapping adjacent characters, inserting random characters, deleting characters, or replacing characters with random ones. For example, “example” might become “exmaple” or “ex@ample”.
- **Leetspeak** (Wei et al., 2024): This is a system of modified spellings used primarily on the Internet. This perturbation translates text into leetspeak by replacing letters with numbers or symbols that resemble them. For example, “write” might become “WR1735”. Each character is mapped to a set of possible replacements, and one is randomly chosen.

3.2.2 Syntactic Perturbation

Syntactic perturbations involve modifying the structure of sentences to evaluate the model’s understanding of grammar and sentence construction. We consider three specific types of syntactic perturbations: It-cleft, Wh-cleft, and compound variations. These perturbations are selected for their ability to challenge the model’s syntactic parsing capabilities and emphasize different aspects of sentence structure and focus.

- **It-cleft**: This restructures sentences using the It-cleft construction, which highlights a specific part of the sentence by placing it after “It was”. For example, “The dog chased the cat” becomes “It was the dog that chased the cat”. This method involves using the spaCy library (Honnibal and Montani, 2017) to identify the subject, verb, and object in a sentence and rephrasing it to fit the It-cleft structure.
- **Wh-cleft**: This restructures sentences using the Wh-cleft construction, which highlights a specific part of the sentence with Wh-words

Table 1: Summary statistics of RUPBench. The benchmark is constructed using the validation or test sets from 15 source reasoning datasets, depending on availability and the presence of ground truth labels. ‘Pert.’ refers to perturbed, indicating the total number of samples after applying nine types of general perturbations to each original validation/test sample, with the original sample count shown in parentheses. For datasets like TRAM and ETHICS, which include multiple subtasks beyond commonsense reasoning, we extract the relevant samples for our analysis.

Dataset	Domain	Answer Type	# Train Samples (Source)	# Pert. Val/Test Samples (RUPBench)
Commonsense Reasoning				
CommonsenseQA	General	5-Way MC	9,741	10,989 (1,221)
TRAM	Temporal	3-Way MC	N/A	29,610 (3,290)
PIQA	Physical	2-Way MC	16,113	16,542 (1,838)
QASC	Science	8-Way MC	8,134	8,334 (926)
Social IQA	Social	3-Way MC	33,410	17,586 (1,954)
Cosmos QA	Contextual	4-Way MC	25,262	26,865 (2,985)
NumerSense	Numerical	Number	10,444	1,800 (200)
RiddleSense	Riddle	5-Way MC	3,510	9,189 (1,021)
ETHICS	Moral	2-Way MC	13,910	35,676 (3,964)
Arithmetic Reasoning				
GSM8K	Grade School Math	Number	7,473	11,871 (1,319)
AQuA-RAT	Algebra	5-Way MC	97,467	4,572 (508)
Logical Reasoning				
ReClor	Deductive	4-Way MC	4,638	4,500 (500)
LogiQA2.0	Deductive	2/4-Way MC	44,098	47,880 (5,320)
ART	Abductive	2-Way MC	169,654	13,788 (1,532)
Knowledge-Intensive Reasoning				
MMLU	Multi-discipline	4-Way MC	N/A	126,378 (14,042)

like “what”, “who”, “where”, etc. For example, “The dog chased the cat” becomes “What the dog chased was the cat”. Similar to the It-cleft method, we use the spaCy library to identify key elements and rephrase them to fit the Wh-cleft structure.

- **Compound Variations:** This perturbation creates complex sentence structures by incorporating subordinating conjunctions, quantifiers, and modifying punctuation. For example, a simple sentence can be made more intricate with conjunctions like “although” and quantifiers like “several”. We use the NLTK library (Bird et al., 2009) to tokenize sentences, identify parts of speech, and insert suitable conjunctions and quantifiers. Punctuation is then adjusted to form compound sentences.

3.2.3 Semantic Perturbation

Semantic perturbations modify the meaning or context of the text to evaluate the model’s understand-

ing of deeper linguistic aspects. We consider three specific types of semantic perturbations: Red herrings, CheckList (Ribeiro et al., 2020) items, and StressTest (Naik et al., 2018) statements. These perturbations assess the model’s ability to maintain logical consistency and focus on relevant information despite the presence of distracting, irrelevant, or misleading content.

- **Red Herrings (RHs):** This introduces contextually plausible but irrelevant information designed to distract the model, aiming to challenge its focus on relevant parts of the text without altering the final answer. We use GPT-4o to generate these RHs, leveraging the efficiency and consistency of LLMs compared to human generation. We prompt GPT-4o with: “Given the statement: {context}, generate a single Red Herring either before, after, or within the original text to challenge the LLMs while keeping the original text and final answer intact”.

- **CheckList:** This perturbation involves incorporating URLs, social media handles, or other irrelevant elements into the text. For example, embedding “@newswire” or “<http://dw.com>” within a sentence assesses the model’s capability to manage such elements in context without being misled by their presence. We generate 100 random URLs and handles, with a subset selected to be inserted arbitrarily into various parts of each sample’s context.
- **StressTest:** This introduces logically redundant or repetitive phrases such as “and true is true”, “and false is not true”, or “if one is equal to one”. These phrases are inserted at random positions within the original text. The aim is to challenge models to maintain logical consistency and manage semantic redundancy.

3.3 Expert Review

After collecting the raw perturbed dataset, we conduct a human study involving ten human experts with at least an undergraduate degree to review the generated perturbations of each data sample, particularly the RHs, ensuring their quality and reliability. The experts evaluate whether the perturbations significantly alter the context or introduce errors that could mislead the models. If a perturbation is deemed unreadable, the experts rewrite it to align with the specific type. Their feedback is crucial for maintaining the original meaning of the text while effectively challenging the models. Any perturbations deemed implausible or overly disruptive are revised based on their insights. A perturbed data sample is considered acceptable without further changes if it receives approval from at least 60% of the experts (i.e., six out of ten).

4 Experiments

In this section, we describe the experimental setup, report overall performance, analyze robustness from different perspectives, and perform error analysis to identify common errors in LLMs under original and perturbed texts.

4.1 Experimental Setup

We evaluate several leading LLMs for RUPBench on original and perturbed samples, including GPT-4o (gpt 4o, 2024), Llama3-8B-Instruct, Llama3-70B-Instruct (AI@Meta, 2024), Phi-3-mini-128k-Instruct, Phi-3-medium-128k-Instruct (Abdin et al.,

2024), Gemma-2B-Instruct, and Gemma-7B-Instruct (Team et al., 2024). GPT-4o is accessed through the OpenAI API, while the other models are loaded from Hugging Face. For generating model responses, we use greedy decoding (temperature = 0). Due to API cost constraints, we randomly sample 300 instances per dataset (except NumerSense), each with 10 variations (one raw and nine perturbed). For MMLU, we sample 50 instances per subject. We utilize 5-shot Chain-of-Thought prompting (Kojima et al., 2022) for arithmetic reasoning datasets, while applying 5-shot standard prompting for the other datasets.

For evaluation metrics, we report the original performance using accuracy, suitable for the multiple-choice nature of most tasks. Additionally, following (Zhu et al., 2023), we report the Performance Drop Rate (PDR) to measure the relative performance decline after adversarial perturbations. A negative PDR indicates instances where perturbations can unexpectedly improve performance.

4.2 Results and Analysis

We compare the performance of multiple LLMs across all datasets, followed by a robustness analysis considering perturbation types, task types, and models. Finally, we conduct an error analysis to identify LLM weaknesses under perturbations.

4.2.1 Main Results

We present the overall performance of various models on RUPBench reasoning datasets, comparing original and perturbed samples. GPT-4o demonstrates the highest accuracy with an average of 83.9% and the lowest average PDR of 10.0%, indicating its strong robustness to adversarial perturbations. Among the open-source LLMs, Llama3-70B performs exceptionally well with a relatively low PDR of 11.5%. In contrast, the smallest model, Gemma-2B, shows the lowest average accuracy of 42.7% and the highest PDR of 21.2%, highlighting its susceptibility to perturbations.

In terms of datasets, CommonsenseQA presents notable variability. Gemma-2B achieves only 45.6% accuracy with a substantial PDR of 28.5%, whereas GPT-4o reaches 83.9% accuracy with a significantly lower PDR of 5.5%. This trend is consistent across most datasets, where larger models generally perform better and exhibit greater robustness. For instance, in the GSM8K dataset, GPT-4o achieves 94.1% accuracy with a PDR of 22.5%, compared to Gemma-2B’s 16.4% accuracy

Table 2: Model performance on RUPBench, including raw and perturbed datasets. The results are averaged over three runs. The numbers outside parentheses represent the accuracy (%) on the original data, while the numbers within parentheses indicate the average PDR (%) across nine perturbations.

Dataset	Gemma 2B	Phi-3-mini 3.8B	Gemma 7B	Llama3 8B	Phi-3-medium 14B	Llama3 70B	GPT-4o >175B
CommonsenseQA	45.6 (28.5)	75.8 (24.7)	66.0 (24.1)	73.5 (11.3)	80.3 (18.4)	80.7 (12.4)	83.9 (5.5)
TRAM	53.6 (20.2)	79.4 (9.5)	67.3 (21.1)	78.8 (6.1)	81.3 (10.6)	82.8 (8.5)	87.8 (7.8)
PIQA	50.1 (1.1)	79.5 (0.6)	73.3 (0.3)	81.3 (1.2)	83.7 (0.9)	82.1 (0.7)	91.2 (0.5)
QASC	61.4 (39.0)	77.3 (18.4)	67.1 (35.4)	75.9 (17.3)	75.3 (20.7)	79.6 (16.9)	92.6 (14.5)
Social IQA	53.1 (8.7)	70.3 (3.5)	62.1 (5.3)	70.4 (5.5)	73.8 (6.2)	74.1 (8.3)	80.7 (8.8)
Cosmos QA	52.4 (2.2)	72.7 (5.6)	64.0 (0.9)	81.2 (3.6)	82.9 (4.2)	86.1 (6.5)	88.6 (3.6)
NumerSense	37.8 (86.3)	66.4 (93.9)	62.5 (53.3)	64.8 (15.8)	68.2 (84.3)	69.5 (18.9)	83.2 (20.8)
RiddleSense	37.1 (24.9)	58.5 (22.2)	50.8 (20.9)	64.1 (17.3)	63.3 (20.3)	70.7 (18.4)	89.3 (16.7)
ETHICS	40.8 (13.3)	56.0 (7.7)	61.7 (10.3)	78.1 (12.3)	69.2 (6.8)	82.3 (11.8)	94.7 (7.8)
GSM8K	16.4 (49.8)	70.3 (22.2)	45.6 (40.5)	76.7 (18.2)	81.2 (26.7)	85.9 (20.3)	94.1 (22.5)
AQuA-RAT	19.6 (-0.3)	26.1 (6.2)	30.1 (-2.0)	38.7 (17.6)	32.8 (9.8)	41.5 (19.2)	48.2 (12.3)
ReClor	32.1 (10.4)	62.0 (8.4)	41.9 (9.3)	63.1 (9.0)	67.9 (13.2)	69.5 (12.5)	77.2 (8.9)
LogiQA2.0	42.8 (6.3)	55.9 (5.9)	51.4 (3.7)	55.7 (5.5)	58.3 (5.7)	60.4 (7.0)	72.8 (6.6)
ART	57.3 (9.4)	78.3 (8.8)	68.8 (2.2)	73.6 (1.1)	79.8 (10.3)	80.2 (1.8)	87.1 (3.7)
MMLU	40.5 (18.9)	63.8 (6.3)	62.5 (15.2)	67.3 (7.7)	76.8 (7.2)	80.2 (9.3)	87.6 (9.7)
Average	42.7 (21.2)	66.1 (16.3)	58.3 (16.0)	69.5 (10.0)	71.6 (16.3)	75.0 (11.5)	83.9 (10.0)

and 49.8% PDR.

Interestingly, models demonstrate varied responses to specific perturbations. The arithmetic reasoning datasets GSM8K and AQuA-RAT show mixed results, with AQuA-RAT experiencing negative PDRs for some models, such as -0.3% for Gemma-2B and -2.0% for Gemma-7B, suggesting that certain perturbations might inadvertently aid performance in these tasks.

Overall, while the largest models like GPT-4o exhibit robust performance with minimal PDRs, smaller models like Gemma-2B and Phi-3-mini-3.8B struggle significantly more in challenging datasets like NumerSense and GSM8K. This underscores the necessity for further advancements in model robustness and the importance of evaluating models on diverse and complex reasoning tasks.

4.2.2 Robustness Analysis

We investigate robustness across nine perturbation types within three major categories (lexical, syntactic, and semantic) and the relationship between the robustness of reasoning data types and models.

Perturbation Categories Figure 2 displays the normalized PDR (measure for robustness) for nine perturbation types, averaged across datasets and models. Lexical perturbations, particularly Leet-speak (16.3%) and typos (13.6%) result in high PDRs, likely due to the models’ reliance on precise

word forms and spelling to understand context and meaning, making them highly sensitive to such variations. Syntactic perturbations, especially It-cleft (15.5%) and Wh-cleft (15.1%) constructions, also cause significant performance drops. Models may struggle with non-standard sentence structures that deviate from the syntactic patterns they are trained on, potentially confusing their parsing mechanisms and affecting comprehension. Finally, semantic perturbations like Red Herrings (10.2%) exhibit notable PDRs, indicating that introducing irrelevant information can distract and mislead the models.

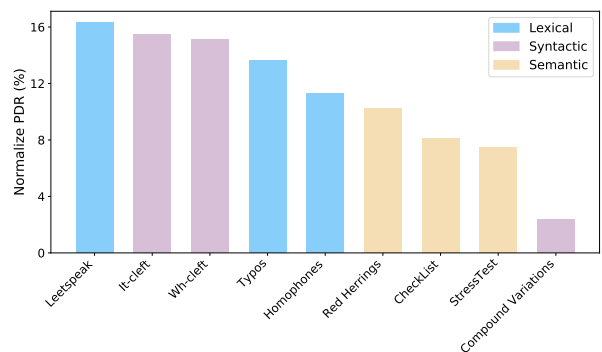


Figure 2: Normalized PDR (%) of nine perturbation types, averaged across datasets and models. Normalization scales each perturbation’s impact.

Data Categories and Models We further examine the impact of data categories and models on robust-

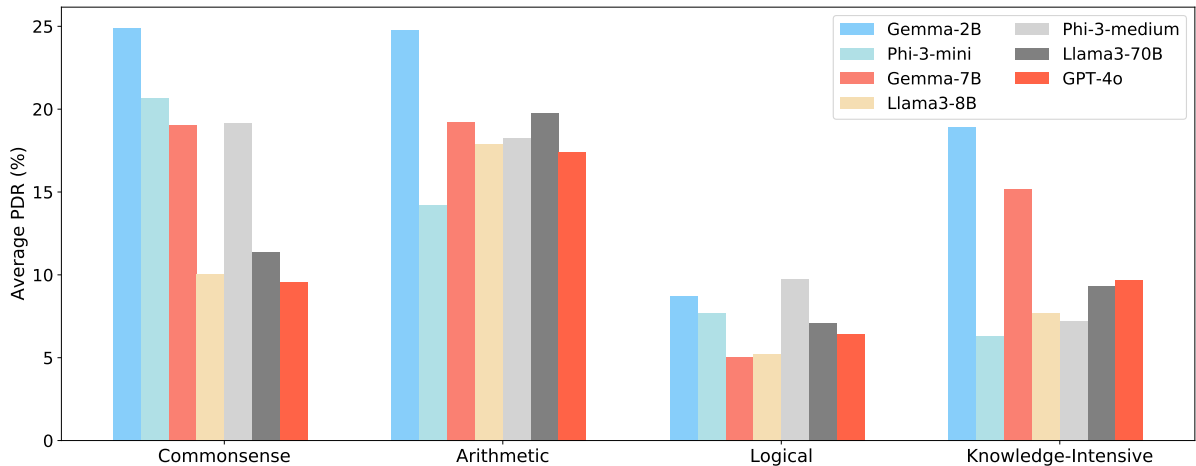


Figure 3: Average PDR (%) by dataset categories and models. Each bar represents the average PDR for a specific model across different dataset categories. Commonsense reasoning and arithmetic reasoning are generally more susceptible to perturbations. Additionally, larger models tend to be more robust to perturbations.

ness through average PDR, as shown in Figure 3. The results demonstrate that the small-size LLM Gemma-2B is more susceptible to perturbations compared to the other LLMs. As model size increases, there is a general trend towards improved robustness, indicated by a decrease in PDR. Commonsense and arithmetic reasoning tasks are more affected by perturbations, as evidenced by their higher PDRs. This can be attributed to these tasks’ reliance on specific contextual knowledge and precise calculations, which are more easily disrupted. Conversely, logical and knowledge-intensive reasoning tasks exhibit lower PDRs, likely due to their structured nature and extensive training data, making them more resilient to perturbations.

4.2.3 Error Analysis

We provide a detailed examination of the errors encountered by LLMs. Through manual inspection of incorrect predictions under perturbations, we find that in commonsense reasoning, errors often involve context misinterpretation (32.7%) and literal interpretation (28.2%), exacerbated by perturbations that introduce ambiguities or misleading details. In arithmetic reasoning, the most common mistakes are calculation errors (35.9%) and misunderstandings of word problems (28.4%), amplified by perturbations that alter problem wording. Logical reasoning errors typically include faulty deductions (30.7%) and inconsistent reasoning (27.0%), often due to syntactic perturbations that disrupt the logical flow. In knowledge-intensive reasoning, the primary issues are knowledge gaps (40.3%) and concept confusion (26.9%), with semantic per-

turbations introducing irrelevant or contradictory information that challenges the model’s knowledge base. This analysis highlights specific challenges posed by different perturbation types, emphasizing the need for targeted strategies to enhance LLM robustness. More details on each error type and their proportions under different reasoning tasks can be found in Appendix B.

5 Discussion

Investigating robustness is essential for ensuring the reliable use of LLMs. In this work, we introduce RUPBench, a comprehensive benchmark that incorporates 15 reasoning datasets with nine general perturbations, covering lexical, syntactic, and semantic challenges for evaluating LLM robustness. Our study reveals significant variability in the robustness of different LLMs across various reasoning tasks. Generally, larger models tend to be less susceptible to perturbations. Additionally, LLMs are more vulnerable to lexical and syntactic perturbations. They exhibit varying levels of resilience across different types of reasoning tasks, highlighting the influence of data nature on model robustness. Finally, we identify error patterns that help understand the inherent weaknesses in LLMs and provide direction for targeted improvements.

For future work, we will incorporate more challenging and diverse perturbation types to simulate real-world adversarial inputs. Additionally, integrating domain-specific datasets and perturbations can provide deeper insights into model performance in specialized fields such as healthcare,

legal, and finance. Finally, we will continuously update RUPBench with emerging datasets and perturbations to ensure rigorous LLM robustness evaluation for the community.

6 Limitations

We acknowledge several limitations in our study. First, our evaluation is performed on a subset of data samples, which may not fully capture the comprehensive robustness of LLMs. Second, although our benchmark includes diverse datasets, perturbations, and models, it is impractical to encompass all possible LLMs, datasets, and adversarial perturbations due to computational constraints. Third, we do not explore sufficient prompting methods, which can be crucial for assessing LLMs' general and robustness performance. Lastly, our use of textual questions may not entirely reflect the robustness capabilities of LLMs, as real-world scenarios often involve multimodal cues such as images and videos. Future research could extend similar evaluation pipelines to multimodal LLMs to provide a more comprehensive assessment.

References

- Marah Abdin, Sam Ade Jacobs, Ammar Ahmad Awan, Jyoti Aneja, Ahmed Awadallah, Hany Awadalla, Nguyen Bach, Amit Bahree, Arash Bakhtiari, Harkirat Behl, et al. 2024. Phi-3 technical report: A highly capable language model locally on your phone. *arXiv preprint arXiv:2404.14219*.
- AI@Meta. 2024. *Llama 3 model card*.
- Chandra Bhagavatula, Ronan Le Bras, Chaitanya Malaviya, Keisuke Sakaguchi, Ari Holtzman, Hannah Rashkin, Doug Downey, Wen-tau Yih, and Yejin Choi. 2019. Abductive commonsense reasoning. In *International Conference on Learning Representations*.
- Steven Bird, Ewan Klein, and Edward Loper. 2009. *Natural language processing with Python: analyzing text with the natural language toolkit*. " O'Reilly Media, Inc."
- Yonatan Bisk, Rowan Zellers, Jianfeng Gao, Yejin Choi, et al. 2020. Piqa: Reasoning about physical commonsense in natural language. In *Proceedings of the AAAI conference on artificial intelligence*, volume 34, pages 7432–7439.
- Tom Brown, Benjamin Mann, Nick Ryder, Melanie Subbiah, Jared D Kaplan, Prafulla Dhariwal, Arvind Neelakantan, Pranav Shyam, Girish Sastry, Amanda Askell, et al. 2020. Language models are few-shot learners. *Advances in neural information processing systems*, 33:1877–1901.
- Inyoung Cheong, King Xia, KJ Kevin Feng, Quan Ze Chen, and Amy X Zhang. 2024. (a) i am not a lawyer, but...: Engaging legal experts towards responsible llm policies for legal advice. In *The 2024 ACM Conference on Fairness, Accountability, and Transparency*, pages 2454–2469.
- Karl Cobbe, Vineet Kosaraju, Mohammad Bavarian, Mark Chen, Heewoo Jun, Lukasz Kaiser, Matthias Plappert, Jerry Tworek, Jacob Hilton, Reiichiro Nakano, et al. 2021. Training verifiers to solve math word problems. *arXiv preprint arXiv:2110.14168*.
- Liang Ding, Qihuang Zhong, Li Shen, Xuebo Liu, Min Zhang, Yuanxin Ouyang, Dacheng Tao, et al. 2023. Towards making the most of chatgpt for machine translation. In *The 2023 Conference on Empirical Methods in Natural Language Processing*.
- Guanting Dong, Jinxu Zhao, Tingfeng Hui, Daichi Guo, Wenlong Wang, Boqi Feng, Yueyan Qiu, Zhuoma Gongque, Keqing He, Zechen Wang, et al. 2023. Revisit input perturbation problems for llms: A unified robustness evaluation framework for noisy slot filling task. In *CCF International Conference on Natural Language Processing and Chinese Computing*, pages 682–694. Springer.
- Aysan Esmradi, Daniel Wankit Yip, and Chun Fai Chan. 2023. A comprehensive survey of attack techniques, implementation, and mitigation strategies in large language models. In *International Conference on Ubiquitous Security*, pages 76–95. Springer.
- Timnit Gebru, Jamie Morgenstern, Briana Vecchione, Jennifer Wortman Vaughan, Hanna Wallach, Hal Daumé Iii, and Kate Crawford. 2021. Datasheets for datasets. *Communications of the ACM*, 64(12):86–92.
- gpt 4o. 2024. Hello gpt-4o. <https://openai.com/index/hello-gpt-4o/>.
- Dan Hendrycks, Collin Burns, Steven Basart, Andrew Critch, Jerry Li, Dawn Song, and Jacob Steinhardt. 2020a. Aligning ai with shared human values. In *International Conference on Learning Representations*.
- Dan Hendrycks, Collin Burns, Steven Basart, Andy Zou, Mantas Mazeika, Dawn Song, and Jacob Steinhardt. 2020b. Measuring massive multitask language understanding. In *International Conference on Learning Representations*.
- M Honnibal and I Montani. 2017. spacy 2: Natural language understanding with bloom embeddings, convolutional neural networks and incremental parsing. neural machine translation. In *Proceedings of the Association for Computational Linguistics (ACL)*, pages 688–697.
- Lifu Huang, Ronan Le Bras, Chandra Bhagavatula, and Yejin Choi. 2019. Cosmos qa: Machine reading comprehension with contextual commonsense reasoning. In *Proceedings of the 2019 Conference on Empirical Methods in Natural Language Processing and the 9th*

- International Joint Conference on Natural Language Processing (EMNLP-IJCNLP)*, pages 2391–2401.
- Jacob Devlin Ming-Wei Chang Kenton and Lee Kristina Toutanova. 2019. Bert: Pre-training of deep bidirectional transformers for language understanding. In *Proceedings of NAACL-HLT*, pages 4171–4186.
- Tushar Khot, Peter Clark, Michal Guerquin, Peter Jansen, and Ashish Sabharwal. 2020. Qasc: A dataset for question answering via sentence composition. In *Proceedings of the AAAI Conference on Artificial Intelligence*, volume 34, pages 8082–8090.
- Takeshi Kojima, Shixiang Shane Gu, Machel Reid, Yutaka Matsuo, and Yusuke Iwasawa. 2022. Large language models are zero-shot reasoners. *Advances in neural information processing systems*, 35:22199–22213.
- Saydulu Kolasani. 2023. Optimizing natural language processing, large language models (llms) for efficient customer service, and hyper-personalization to enable sustainable growth and revenue. *Transactions on Latest Trends in Artificial Intelligence*, 4(4).
- Junyi Li, Xiaoxue Cheng, Wayne Xin Zhao, Jian-Yun Nie, and Ji-Rong Wen. 2023. Halueval: A large-scale hallucination evaluation benchmark for large language models. In *Proceedings of the 2023 Conference on Empirical Methods in Natural Language Processing*, pages 6449–6464.
- Bill Yuchen Lin, Seyeon Lee, Rahul Khanna, and Xiang Ren. 2020. Birds have four legs?! numersense: Probing numerical commonsense knowledge of pre-trained language models. In *Proceedings of the 2020 Conference on Empirical Methods in Natural Language Processing (EMNLP)*, pages 6862–6868.
- Bill Yuchen Lin, Ziyi Wu, Yichi Yang, Dong-Ho Lee, and Xiang Ren. 2021. Riddlesense: Reasoning about riddle questions featuring linguistic creativity and commonsense knowledge. In *Findings of the Association for Computational Linguistics: ACL-IJCNLP 2021*, pages 1504–1515.
- Wang Ling, Dani Yogatama, Chris Dyer, and Phil Blunsom. 2017. Program induction by rationale generation: Learning to solve and explain algebraic word problems. In *Proceedings of the 55th Annual Meeting of the Association for Computational Linguistics (Volume 1: Long Papers)*, pages 158–167.
- Hanmeng Liu, Jian Liu, Leyang Cui, Zhiyang Teng, Nan Duan, Ming Zhou, and Yue Zhang. 2023. Logiqa 2.0—an improved dataset for logical reasoning in natural language understanding. *IEEE/ACM Transactions on Audio, Speech, and Language Processing*.
- Yinhan Liu, Myle Ott, Naman Goyal, Jingfei Du, Mandar Joshi, Danqi Chen, Omer Levy, Mike Lewis, Luke Zettlemoyer, and Veselin Stoyanov. 2019. Roberta: A robustly optimized bert pretraining approach. *arXiv preprint arXiv:1907.11692*.
- Md Saef Ullah Miah, Md Mohsin Kabir, Talha Bin Sarwar, Mejd Safraan, Sultan Alfarhood, and MF Mridha. 2024. A multimodal approach to cross-lingual sentiment analysis with ensemble of transformer and llm. *Scientific Reports*, 14(1):9603.
- Aakanksha Naik, Abhilasha Ravichander, Norman Sadeh, Carolyn Rose, and Graham Neubig. 2018. Stress test evaluation for natural language inference. In *Proceedings of the 27th International Conference on Computational Linguistics*, pages 2340–2353.
- Marco Tulio Ribeiro, Tongshuang Wu, Carlos Guestrin, and Sameer Singh. 2020. Beyond accuracy: Behavioral testing of nlp models with checklist. In *Proceedings of the 58th Annual Meeting of the Association for Computational Linguistics*. Association for Computational Linguistics.
- Maarten Sap, Hannah Rashkin, Derek Chen, Ronan Le Bras, and Yejin Choi. 2019. Social iqa: Commonsense reasoning about social interactions. In *Proceedings of the 2019 Conference on Empirical Methods in Natural Language Processing and the 9th International Joint Conference on Natural Language Processing (EMNLP-IJCNLP)*, pages 4463–4473.
- Aarohi Srivastava, Abhinav Rastogi, Abhishek Rao, Abu Awal Md Shoeb, Abubakar Abid, Adam Fisch, Adam R Brown, Adam Santoro, Aditya Gupta, Adria Garriga-Alonso, et al. 2023. Beyond the imitation game: Quantifying and extrapolating the capabilities of language models. *Transactions on Machine Learning Research*.
- Hao Sun, Zhexin Zhang, Jiawen Deng, Jiale Cheng, and Minlie Huang. 2023. Safety assessment of chinese large language models. *arXiv preprint arXiv:2304.10436*.
- Alon Talmor, Jonathan Herzig, Nicholas Lourie, and Jonathan Berant. 2019. Commonsenseqa: A question answering challenge targeting commonsense knowledge. In *Proceedings of NAACL-HLT*, pages 4149–4158.
- Gemini Team, Rohan Anil, Sebastian Borgeaud, Yonghui Wu, Jean-Baptiste Alayrac, Jiahui Yu, Radu Soricut, Johan Schalkwyk, Andrew M Dai, Anja Hauth, et al. 2023. Gemini: a family of highly capable multimodal models. *arXiv preprint arXiv:2312.11805*.
- Gemma Team, Thomas Mesnard, Cassidy Hardin, Robert Dadashi, Surya Bhupatiraju, Shreya Pathak, Laurent Sifre, Morgane Rivière, Mihir Sanjay Kale, Juliette Love, et al. 2024. Gemma: Open models based on gemini research and technology. *arXiv preprint arXiv:2403.08295*.
- Yixin Wan, George Pu, Jiao Sun, Aparna Garimella, Kai-Wei Chang, and Nanyun Peng. 2023. “kelly is a warm person, joseph is a role model”: Gender biases in llm-generated reference letters. In *The 2023 Conference on Empirical Methods in Natural Language Processing*.

- Alex Wang, Yada Pruksachatkun, Nikita Nangia, Amanpreet Singh, Julian Michael, Felix Hill, Omer Levy, and Samuel Bowman. 2019. Superglue: A stickier benchmark for general-purpose language understanding systems. *Advances in neural information processing systems*, 32.
- Alex Wang, Amanpreet Singh, Julian Michael, Felix Hill, Omer Levy, and Samuel R Bowman. 2018. Glue: A multi-task benchmark and analysis platform for natural language understanding. In *International Conference on Learning Representations*.
- Boshi Wang, Xiang Yue, and Huan Sun. 2023a. Can chatgpt defend its belief in truth? evaluating llm reasoning via debate. In *Findings of the Association for Computational Linguistics: EMNLP 2023*, pages 11865–11881.
- Boxin Wang, Weixin Chen, Hengzhi Pei, Chulin Xie, Mintong Kang, Chenhui Zhang, Chejian Xu, Zidi Xiong, Ritik Dutta, Rylan Schaeffer, et al. 2024a. Decodingtrust: A comprehensive assessment of trustworthiness in gpt models. *Advances in Neural Information Processing Systems*, 36.
- Boxin Wang, Chejian Xu, Shuohang Wang, Zhe Gan, Yu Cheng, Jianfeng Gao, Ahmed Hassan Awadallah, and Bo Li. 2021. Adversarial glue: A multi-task benchmark for robustness evaluation of language models. In *Thirty-fifth Conference on Neural Information Processing Systems Datasets and Benchmarks Track (Round 2)*.
- Jindong Wang, HU Xixu, Wenxin Hou, Hao Chen, Runkai Zheng, Yidong Wang, Linyi Yang, Wei Ye, Haojun Huang, Xiubo Geng, et al. 2023b. On the robustness of chatgpt: An adversarial and out-of-distribution perspective. In *ICLR 2023 Workshop on Trustworthy and Reliable Large-Scale Machine Learning Models*.
- Yuqing Wang, Malvika Pillai, Yun Zhao, Catherine Curtin, and Tina Hernandez-Boussard. 2024b. Fairehr-clp: Towards fairness-aware clinical predictions with contrastive learning in multimodal electronic health records. *arXiv preprint arXiv:2402.00955*.
- Yuqing Wang, Prashanth Vijayaraghavan, and Ehsan DeGan. 2023c. Prominet: Prototype-based multi-view network for interpretable email response prediction. In *Proceedings of the 2023 Conference on Empirical Methods in Natural Language Processing: Industry Track*, pages 202–215.
- Yuqing Wang and Yun Zhao. 2023a. Gemini in reasoning: Unveiling commonsense in multimodal large language models. *arXiv preprint arXiv:2312.17661*.
- Yuqing Wang and Yun Zhao. 2023b. Metacognitive prompting improves understanding in large language models. *arXiv preprint arXiv:2308.05342*.
- Yuqing Wang and Yun Zhao. 2023c. Tram: Benchmarking temporal reasoning for large language models. *arXiv preprint arXiv:2310.00835*.
- Yuqing Wang, Yun Zhao, Rachael Callcut, and Linda Petzold. 2022a. Integrating physiological time series and clinical notes with transformer for early prediction of sepsis. *arXiv preprint arXiv:2203.14469*.
- Yuqing Wang, Yun Zhao, and Linda Petzold. 2022b. Enhancing transformer efficiency for multivariate time series classification. *arXiv preprint arXiv:2203.14472*.
- Yuqing Wang, Yun Zhao, and Linda Petzold. 2023d. Are large language models ready for healthcare? a comparative study on clinical language understanding. In *Machine Learning for Healthcare Conference*, pages 804–823. PMLR.
- Yuqing Wang, Yun Zhao, and Linda Petzold. 2024c. An empirical study on the robustness of the segment anything model (sam). *Pattern Recognition*, page 110685.
- Alexander Wei, Nika Haghtalab, and Jacob Steinhardt. 2024. Jailbroken: How does llm safety training fail? *Advances in Neural Information Processing Systems*, 36.
- Haotian Xia, Zhengbang Yang, Yuqing Wang, Rhys Tracy, Yun Zhao, Dongdong Huang, Zezhi Chen, Yan Zhu, Yuan-fang Wang, and Weining Shen. 2024. Sportqa: A benchmark for sports understanding in large language models. *arXiv preprint arXiv:2402.15862*.
- Weihao Yu, Zihang Jiang, Yanfei Dong, and Jiashi Feng. 2019. Reclor: A reading comprehension dataset requiring logical reasoning. In *International Conference on Learning Representations*.
- Rowan Zellers, Ari Holtzman, Yonatan Bisk, Ali Farhadi, and Yejin Choi. 2019. Hellaswag: Can a machine really finish your sentence? In *Proceedings of the 57th Annual Meeting of the Association for Computational Linguistics*, pages 4791–4800.
- Yun Zhao, Yuqing Wang, Junfeng Liu, Haotian Xia, Zhenni Xu, Qinghang Hong, Zhiyang Zhou, and Linda Petzold. 2021. Empirical quantitative analysis of covid-19 forecasting models. In *2021 International Conference on Data Mining Workshops (ICDMW)*, pages 517–526. IEEE.
- Kaijie Zhu, Jindong Wang, Jiaheng Zhou, Zeek Wang, Hao Chen, Yidong Wang, Linyi Yang, Wei Ye, Neil Zhenqiang Gong, Yue Zhang, et al. 2023. Promptbench: Towards evaluating the robustness of large language models on adversarial prompts. *arXiv preprint arXiv:2306.04528*.
- Terry Yue Zhuo, Zhuang Li, Yujin Huang, Fatemeh Shiri, Weiqing Wang, Gholamreza Haffari, and Yuanfang Li. 2023. On robustness of prompt-based semantic parsing with large pre-trained language model: An empirical study on codex. In *Proceedings of the 17th Conference of the European Chapter of the Association for Computational Linguistics*, pages 1090–1102.

A RUPBench Examples

We present RUPBench examples with nine perturbation types, covering lexical, syntactic, and semantic-level changes, in Table 3.

B Error Types

Table 4 illustrates the major error types in LLMs for different reasoning tasks under perturbations.

For commonsense reasoning tasks, errors often include context misinterpretation (32.7%), where the model fails to grasp the overall context, leading to incorrect conclusions. For example, given the statement “John went to the bank to deposit his paycheck”, the model might incorrectly assume “bank” refers to the side of a river rather than a financial institution. Literalism (28.2%) is another common error, where the model interprets idiomatic or figurative language literally, resulting in incorrect responses. An example is misinterpreting “kick the bucket” as physically kicking a bucket instead of understanding it as an idiom for dying. Additionally, reliance on surface patterns (23.8%) occurs when the model focuses on superficial text features rather than underlying meanings, such as recognizing “dog” and “bark” but failing to understand that “bark” refers to the sound made by a dog. Ignored details (15.3%) represent instances where the model overlooks crucial information, significantly impacting the answer. For instance, it might miss the importance of “only” in “She only eats vegetables” leading to incorrect dietary assumptions.

In arithmetic reasoning, calculation mistakes (35.9%) are the most frequent errors, where the model makes errors in mathematical computations, such as adding $5 + 7$ and incorrectly arriving at 11. Word misunderstandings (28.4%) occur when the model misinterprets the problem’s wording, leading to incorrect problem-solving steps. For example, it might misinterpret “double” in “double the number” as simply repeating the number rather than multiplying it by two. Errors in logical steps (25.8%) involve incorrect or missing steps in the solution process, such as skipping a step in a multi-step algebra problem. Unit errors (9.9%) arise when the model confuses or mishandles units of measurement, such as mixing up centimeters and inches, affecting the accuracy of the solution.

For logical reasoning tasks, faulty deduction (30.7%) is a common error, where the model draws incorrect conclusions from the given premises due to flawed reasoning. For instance, given “All hu-

mans are mortal. Socrates is a human”, the model might incorrectly conclude that “Socrates is not mortal”. Inconsistency (27.0%) occurs when the model’s reasoning is not logically coherent, such as providing contradictory answers to similar questions. Wrong assumptions (23.9%) involve the model making incorrect initial assumptions that lead to errors in the logical process, like assuming all birds can fly when solving a problem about penguins. Connective misuse (18.4%) refers to incorrect use of logical connectors, such as misinterpreting “if” and “only if”, which disrupts the logical flow of the argument.

In knowledge-intensive reasoning, the primary issue is knowledge gaps (40.3%), where the model lacks the necessary background information to answer correctly, indicating limitations in the model’s training data. For instance, it might not know that “Einstein developed the theory of relativity”. Concept confusion (26.9%) involves the model mixing up related but distinct concepts, leading to incorrect answers, such as confusing “mitosis” and “meiosis” in a biology question. Fact errors (21.3%) occur when the model recalls or generates incorrect factual information, like stating that “Albert Einstein won the Nobel Prize in Chemistry for his discovery of the photoelectric effect”. Data misuse (11.5%) happens when the model incorrectly applies relevant data, leading to erroneous conclusions, such as using outdated statistics to answer a current events question, highlighting challenges in the model’s data integration capabilities.

C Datasheet

We provide the datasheet for RUPBench following (Gebu et al., 2021).

OVERVIEW

Motivation and Intended Uses.

1. What are the intended purposes for this benchmark?

The intended purposes of RUPBench are to systematically evaluate the robustness of large language models (LLMs) across a diverse set of reasoning tasks and to provide insights into their performance under various types of textual perturbations. By offering a comprehensive benchmark, RUPBench aims to help researchers and practitioners identify and address specific weaknesses in LLMs, thereby enhancing their reliability and effectiveness in real-world applications.

Table 3: Examples of RUPBench for each perturbation type. OS (Original Sentence) and PS (Perturbed Sentence) are presented, with major changes highlighted in red and blue.

Data	Perturbation	Sample
CommonsenseQA	Homophone	OS: Where do apples form on an apple tree? PS: Where deux apple's form on an appel tree?
PIQA	Typo	OS: How to finish wood table after pictures have been glued on. PS: How tV funish womod table after pictures have beedn gOlued on.
Social IQA	Leetspeak	OS: Robin had been away for two weeks on his honeymoon. Cameron picked him up on his return home. PS: Robin had been away for two weeks 0/ his honeymoon. Cameron ID!<l<â,-l) him up (/) his return home.
TRAM	It-cleft	OS: Several tenants blame other neighbors as perpetrators of the rift, however. How long has there been a rift between neighbors? PS: It was several tenants who blame other neighbors as perpetrators of the rift, however. How long has there been a rift between neighbors?
ART	Wh-cleft	OS: Anna was making a world atlas. Then she colored in her atlas. PS: What Anna was doing was making a world atlas. What she did next was color in her atlas.
RiddleSense	Compound Variation	OS: What is always slow to come, but never actually happens? PS: If What is always slow to come , , but never actually happens ?
GSM8K	Red Herrings	OS: James delivers 600 newspapers in a day. He delivers 198 newspapers to District A, some to District B and 209 newspapers to District C. How many newspapers does he deliver to District B? PS: James, who wakes up at 5 am every morning , delivers 600 newspapers in a day. He delivers 198 newspapers to District A, some to District B, and 209 newspapers to District C. On Sundays, he also delivers a special magazine to each house. How many newspapers does he deliver to District B?
NumerSense	CheckList	OS: boeing and lockheed are <mask> aeronautics companies. PS: \$https://github.com\$ \$http://huffpost.com\$ boeing \$https://medium.com/writer\$ \$http://huffpost.com\$ and \$tech_updates\$ lockheed are <mask> aeronautics companies.
QASC	StressTest	OS: Breaking complex chemicals into simple ones in humans occur in what location? PS: Breaking complex chemicals into simple ones in humans occur in what location? and false is not true and fire is hot and the sky is blue if gravity pulls objects down if one is equal to one.

2. Was it designed to address a specific task or fill a particular gap in research or application?

Yes, RUPBench was specifically designed to fill a gap in the evaluation of LLMs' robustness. While existing benchmarks often focus on restricted tasks or types of perturbations, RUPBench provides a more holistic framework that encompasses a wide range of reasoning tasks (commonsense, arithmetic, logical, and knowledge-intensive) and three major categories of textual perturbations (lexical, syntactic, and semantic). This allows for a more nuanced understanding of how LLMs perform under various adversarial conditions, addressing the need for a rigorous and multifaceted robustness evaluation.

Limitations and Inappropriate Uses.

3. Are there any specific tasks or applications for which this benchmark should not be used?

RUPBench is specifically designed to evaluate the robustness of LLMs in reasoning tasks under var-

ious textual perturbations. It is not suitable for tasks such as natural language generation, summarization, or translation. Additionally, it is not designed for evaluating LLMs in highly specialized or domain-specific applications outside the scope of the included datasets, such as biomedical text analysis or highly technical legal document processing, unless those fields are represented in the included datasets and perturbations. The benchmark is also not intended for use in evaluating non-textual data or multimodal tasks that combine text with other data types, such as images or audio.

DETAILS

Composition.

4. What do the instances that comprise the benchmark represent?

The instances in RUPBench represent various reasoning tasks, specifically designed to test the robustness of LLMs. Each instance includes a reasoning question or problem from one of the

Table 4: Distribution of major error types in LLMs by reasoning tasks under perturbations. Con. Misinter. refers to context misinterpretation, and Misunder. refers to misunderstanding.

Task	Error Types	Proportion (%)
Commonsense	Con. Misinter.	32.7
	Literalism	28.2
	Surface Patterns	23.8
	Ignored Details	15.3
Arithmetic	Calculation Mistakes	35.9
	Word Misunder.	28.4
	Logical Steps	25.8
	Unit Errors	9.9
Logical	Faulty Deduction	30.7
	Inconsistency	27.0
	Wrong Assumptions	23.9
	Connective Misuse	18.4
Knowledge-Intensive	Knowledge Gaps	40.3
	Concept Confusion	26.9
	Fact Errors	21.3
	Data Misuse	11.5

four major categories: commonsense (CommonsenseQA, TRAM, PIQA, QASC, Social IQA, Cosmos QA, NumerSense, RiddleSense, ETHICS), arithmetic (GSM8K, AQuA-RAT), logical (ReClor, LogiQA2.0, ART), and knowledge-intensive (MMLU) reasoning. These instances are further subjected to nine types of textual perturbations, covering lexical (homophones, typos, Leetspeak), syntactic (It-cleft, Wh-cleft, compound variation), and semantic levels (red herrings, Check-List, StressTest), to simulate real-world input variations and assess how well LLMs handle such adversarial conditions.

5. How many instances are there in total (of each type, if appropriate)?

RUPBench consists of a total of 365,580 instances (excluding the original instances). This includes 15 original datasets, each subjected to nine different types of perturbations. Specifically, the number of perturbed samples for each dataset is as follows: CommonsenseQA (10,989), TRAM (29,610), PIQA (16,542), QASC (8,334), Social IQA (17,586), Cosmos QA (26,865), NumerSense (1,800), RiddleSense (9,189), ETHICS (36,676), GSM8K (11,871), AQuA-RAT (4,572), ReClor (4,500), LogiQA2.0 (47,800), ART (13,788), and MMLU (126,378).

6. Does the benchmark contain all possible instances or is it a sample (not necessarily random) of instances from a larger set?

The benchmark contains a curated selection of

instances from the available reasoning datasets, specifically from the validation or test sets.

7. Is there a label or target associated with each instance?

Yes, each instance in the benchmark has an associated label or target. These labels represent the correct answers or expected outputs for the reasoning tasks, which are used to evaluate the performance and robustness of the LLMs.

8. Is the benchmark self-contained, or does it link to or otherwise rely on external resources (e.g., websites, tweets, other datasets)?

RUPBench is built upon existing datasets but is self-contained. It includes perturbed versions of instances from various established reasoning datasets. While the original datasets are sourced from external resources, RUPBench itself provides all necessary data for robustness evaluation without requiring access to the external sources. Users do not need to access the original datasets separately, as all relevant instances and their perturbations are included within RUPBench.

9. Does the benchmark contain data that might be considered sensitive in any way?

The benchmark does not contain any sensitive data.

Data Quality.

10. Is there any missing information in the benchmark?

Everything is included. No data is missing.

11. What errors, sources of noise, or redundancies are important for benchmark users to be aware of?

Benchmark users should be aware of potential sources of noise and errors, such as inconsistencies in how perturbations are applied to different instances, which may affect model performance evaluation. Some perturbations may introduce subtle ambiguities or irrelevant information that could disproportionately impact certain types of reasoning tasks, leading to variability in results. Additionally, redundancies might arise if multiple perturbations affect the same aspect of an instance, potentially skewing the analysis. It's also important to consider that manual inspection and correction of perturbations, while thorough, may still leave room for subjective interpretations, which could introduce a level of bias into the benchmark.

12. How was the data validated/verified?

The data in RUPBench was validated and verified through a multi-step process. First, each source dataset underwent a thorough review through sam-

pling instances to ensure quality. Perturbations were then generated and applied to these instances following standardized procedures to maintain consistency across the benchmark.

To ensure the quality and reliability of the perturbed data, a human study was conducted involving ten experts with at least an undergraduate degree. These experts reviewed the generated perturbations to verify that they maintained human readability while introducing the intended adversarial variations. If a perturbation was deemed unreadable or significantly altered the context, the experts would rewrite it to align with the specific perturbation type.

Finally, any identified errors or inconsistencies were corrected based on expert feedback, and a consensus approach was used to ensure that at least 60% of experts approved each perturbed instance.

Pre-Processing, Cleaning, and Labeling.

13. What pre-processing, cleaning, and/or labeling was done on this benchmark?

Original datasets underwent human reviews for quality checks. Nine types of textual perturbations were systematically applied to each dataset, covering lexical, syntactic, and semantic levels. These perturbations were designed to simulate real-world input variations and test the robustness of the models. In particular, for the arithmetic reasoning datasets GSM8K and AQuA-RAT, no numerical alterations were made to keep the final answers unchanged. Finally, the perturbed samples were reviewed by a panel of ten experts to ensure the perturbations maintained readability and did not introduce significant context alterations. Experts corrected any perturbations that were unreadable or inappropriate.

14. Provide a link to the code used to pre-process/clean/label the data, if available.

The code for data pre-processing is available on the official GitHub page.

15. If there are any recommended data splits (e.g., training, validation, testing), please explain.

RUPBench is designed primarily for the evaluation of LLM robustness and does not include predefined splits for training, validation, or testing. Instead, it provides a comprehensive set of perturbed instances intended for testing the performance of already trained models. Users are encouraged to use the entire dataset for evaluation purposes. If specific splits are required for custom analyses or

experiments, users can create their own training, validation, and testing splits as appropriate for their specific needs. Alternatively, users can use the training set of the source dataset, if available, and validate the test samples in RUPBench.

ADDITIONAL DETAILS ON DISTRIBUTION AND MAINTENANCE

Distribution.

16. Will the benchmark be distributed to third parties outside of the entity (e.g., company, institution, organization) on behalf of which the dataset was created?

Yes, the benchmark will be publicly available on the Internet.

17. How will the benchmark be distributed (e.g., tarball on website, API, GitHub)?

The benchmark is distributed via the official GitHub page.

18. When will the benchmark be distributed?

The benchmark will be released in June 2024.

Maintenance.

19. Who will be supporting/hosting/maintaining the benchmark?

The first author of the RUPBench paper will support and maintain the benchmark.

20. Will the benchmark be updated (e.g., to correct labeling errors, add new instances, delete instances)?

Updates to test sets and error corrections will be shared on the official GitHub page.

21. Will older versions of the benchmark continue to be supported/hosted/maintained?

Given any updates to the benchmark, older versions will be retained for consistency.

22. If others want to extend/augment/build on/contribute to the benchmark, is there a mechanism for them to do so?

Anyone interested in incorporating fixes or extensions should reach out to the original authors of RUPBench.