

---

# From Pixels to Prose: A Large Dataset of Dense Image Captions

---

Vasu Singla\* Kaiyu Yue\* Sukriti Paul† Reza Shirkavand† Mayuka Jayawardhana

Alireza Ganjdanesh Heng Huang Abhinav Bhatele Gowthami Somepalli

Tom Goldstein

University of Maryland, College Park

## Abstract

Training large vision-language models requires extensive, high-quality image-text pairs. Existing web-scraped datasets, however, are noisy and lack detailed image descriptions. To bridge this gap, we introduce PixelProse, a comprehensive dataset of over 16M (million) synthetically generated captions, leveraging cutting-edge vision-language models for detailed and accurate descriptions. To ensure data integrity, we rigorously analyze our dataset for problematic content, including child sexual abuse material (CSAM), personally identifiable information (PII), and toxicity. We also provide valuable metadata such as watermark presence and aesthetic scores, aiding in further dataset filtering. We hope PixelProse will be a valuable resource for future vision-language research. PixelProse is available [here](#).

## 1 Introduction

Early vision-language models were trained on datasets of images from the web, each labeled with the alt-text embedded in the surrounding HTML. These datasets enabled model training at large scales for numerous applications. However, as models advanced and the machine learning community moved, these datasets have begun to outlive their usefulness. The problems with these datasets stem from the fact that alt-texts are not truly captions. They often contain little to no information about the content of the image, and factors like background objects and fine-grained details are often absent. As a result, commercial models that are trained on purpose-labeled and carefully curated datasets have *far* surpassed the open source state of the art for both image generation and analysis. Overall, trending research in the community has shown that dataset quality, not dataset size, has become the bottleneck for open-source development. This motivates the need for new datasets that are labeled with deliberately constructed captions rather than incidental alt-texts. At the same time, the emergence of generative LLMs enables fast manipulation and reformatting of text labels. This raises the value of *dense* image labels containing many categories of detailed information, as one dataset can be refactored for many uses including vision captioning and question-answering (VQA).

PixelProse is a dataset that addresses the weaknesses of existing alt-text datasets for vision-language applications and is designed to be used as either a standalone asset or in combination with LLM refactoring. It contains detailed captions that are long, detailed, and cover a range of image properties that are important for Vision-Language Model (VLM) and diffusion model training, as depicted

---

\* Authors Contributed Equally. Correspondence to {vsingla, kaiyuyue, tomg}@cs.umd.edu.

† Co-second Authors.

in Figure 1. Rather than target only one specific application (e.g., VQA), PixelProse captions are intended to be *general purpose* image descriptions that contain large amounts of image data in dense prose form. These captions can be used for pre-training tasks, image captioning, or they can be refactored into other data formats (e.g., VQA, instructions, etc.) using an LLM.



Figure 1: Dense synthetic image captions from PixelProse. Concrete phrases are highlighted in green, and negative descriptions are underlined in purple.

## 2 PixelProse Dataset

In this section, we provide a detailed description of how we created the PixelProse dataset. An overview of our data generation pipeline is shown in Figure 2. Our captions are generated using Google Gemini 1.0 Pro Vision Model [52]. The images from the dataset are provided as URLs, along with original and generated captions. Please refer to the supplementary material for the dataset.

### 2.1 Image Sources

PixelProse comprises over 16M diverse images sourced from three different web-scraped databases, which are discussed below:

**CommonPool** [21] contains a large pool of image-text pairs from CommonCrawl, which is distributed as a list of url-text pairs under a CC-BY-4.0 License. We filter the dataset using cld3<sup>3</sup> to detect English-only text and select image-text pairs with a CLIP-L/14 similarity score above 0.3. This filtering scheme is the same as LAION-2B [49], and is supported through the metadata provided with the dataset. From our filtered subset, we recaption over 6.2M samples.

**CC12M** [11] comprises 12.4M web-crawled images and alt-text pairs. The dataset is curated using both image and text-based filters. From this dataset, we recaption over 9.1M samples.

<sup>3</sup><https://github.com/google/cld3>

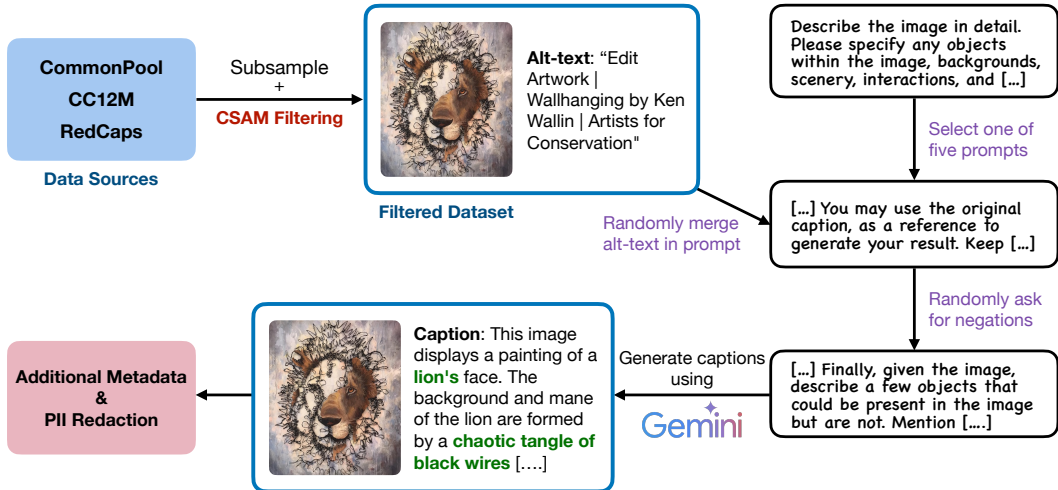


Figure 2: Illustration of our pipeline for generating high-quality synthetic captions. We sample image and alt-text pairs from various sources while filtering for CSAM content. We adopt our strategy to generate prompts that are then used to produce captions with Google Gemini 1.0 Pro Vision Model [52]. Finally, we redact different forms of PII and provide additional metadata such as aesthetic scores.

**RedCaps** [17] is curated from Reddit. It consists of 12M image-text pairs from 350 different subreddits, which are filtered to select general photographs and minimize the number of people (such as celebrity images). The images are fairly high quality, while captions are non-descriptive. From this dataset, we sample and recaption nearly 1.2M samples.

Our goal in choosing data sources is to achieve a wide range of image properties and quality/aesthetic rankings. The CommonPool data is less strictly curated than other sources, contributing lower quality images, (which are important for VLM training) and high diversity. Also, it is collected more recently and contributes more current information about celebrities and locations. The CC12M dataset features higher image quality and is subject to stricter curation. The RedCaps images are the most strictly curated by humans and are of very high quality and artistic value on average.

## 2.2 Text Captioning

We aim to generate detailed image descriptions containing types, attributes, and counts of objects in an image, in addition to spatial relations between objects, the presence of text, various broad image categorizations, etc.

**Prompting Strategy.** We use five unique prompts to diversify the generated captions. Each asks for descriptions with various attributes. These prompts are provided in A.1. We showcase one of the prompts used below.

---

Describe every component of this image, as it were described by an artist in at most two paragraphs. Each object, with its count, positions, and attributes should be described. Describe the text, and the font in detail with its contents in quotation marks. For example if the image has text Happy Birthday, write it down as "Happy Birthday". Include the style of the image for example photograph, 3d-render, shopping website etc. Capture the aesthetics of the image, as if described by an artist. Start with the words 'This image displays:'

---

In addition to selecting one of the five prompts, we randomly also add a reference to the original alt-text pair within the prompt. Prior work [64] has found this strategy helps improve descriptive accuracy when alt-texts contain useful information, particularly proper nouns (e.g. "Taj Mahal" instead of "White Marble Mausoleum").

**Negative Descriptions.** Despite their impressive capabilities, both text-to-image diffusion models and VLMs exhibit weaknesses in understanding negative instructions. For example, telling a diffusion

model to create an image with “no elephant” is likely to create an image with an elephant, while asking a VLM about an elephant when there is none is likely to produce a hallucination. Such poor behaviors probably arise in part because online image captions seldom deliberately reference absent objects.

To foster a better language understanding of negative references, we also prompt Gemini to describe absent objects for a subset of images. We manually verify that prompting helps generate meaningful negative captions, as depicted in Figure 1. Depending on the application, these negatives can easily be filtered out based on the metadata or the final sentences in the generated caption.

**Text Recognition.** Reading or generating text in images is essential for VLMs and diffusion models. To support this, PixelProse features a substantial caption component that identifies text within images. To ensure text recognition accuracy, we manually spot-check images and their corresponding captions. First, we classify images using our watermark model (Section 3.3) and identify images without a watermark but with the text present. Then, we apply an OCR spotting model [6] to these images. We discard images with text regions smaller than 15 pixels in width or height.

Table 1: Spot-check results (image ratio percentage) for text recognition in 100 image captions.

Correct	Incorrect	Not Captured
76%	4%	20%

Finally, we did a manual assessment to confirm text recognition accuracy in our captions. We attempted to automate this study using OCR classification models for text recognition and caption overlap checks, but found that inaccuracies due to fragmented text regions and OCR errors made this infeasible. The results of our manual study are presented in Table 1. For roughly 76% of the images, the text within the captions is correctly recognized. However, text recognition in captions fails in challenging cases, such as highly arbitrary or rotated shapes and highly artistic fonts. We discuss some of these examples in the Appendix A.2.

### 2.3 Ethical Considerations

A growing body of work discusses potential ethical concerns regarding data scraped from the internet [8, 9, 23]. Several large-scale datasets used for training machine learning systems have come under scrutiny, prompting a reevaluation and in some cases withdrawal of these datasets [9, 61, 5, 53]. These datasets have been misused for various applications. For example, text-to-image generative models trained on large-scale datasets can generate NSFW content resembling specific individuals. Birhane et al. [8] found that LAION-2B [50] contains hate content, highlighting problems of uncensored large-scale datasets.

#### 2.3.1 NSFW & CSAM Filtering

Recent work has shown that text-to-image models are trained on and can even produce Child Sexual Abuse Material (CSAM) content [54, 53]. In a recent study, LAION-5B [49] was found to contain CSAM and subsequently taken down<sup>4</sup> [53]. Addressing CSAM in future datasets requires robust detection mechanisms and better data collection practices<sup>5</sup>. We discuss our approach to removing CSAM, and other NSFW content below.

First, the image sources for our dataset already employ different mechanisms to remove NSFW content. The CC12M [11] dataset was filtered using commercial Google APIs for detecting pornographic and profane content in both images and alt-text descriptions. RedCaps [17] removed any subreddits or posts marked as NSFW (either by authors or subreddit moderators). They further used an open-source NSFW classification model<sup>6</sup> to filter the remaining content. CommonPool [21] uses a modified version of LAION-5B [49] CLIP-based NSFW classification model. The classifier was further validated against Google Vision API’s SafeSearch explicit content detector.

To further ensure the safety and integrity of our data, we check our dataset against several commercial APIs. First, we use the PhotoDNA API by Microsoft<sup>7</sup>, which uses perceptual hashing to match against a database of known CSAM content. PhotoDNA is regarded as the industry standard and can detect such content even if the images are slightly altered [20]. We specifically process the images

<sup>4</sup><https://laion.ai/notes/laion-maintenance/>

<sup>5</sup><https://info.thorn.org/hubfs/thorn-safety-by-design-for-generative-AI.pdf>

<sup>6</sup>[https://github.com/GantMan/nsfw\\_model](https://github.com/GantMan/nsfw_model)

<sup>7</sup><https://www.microsoft.com/en-us/PhotoDNA>



we sampled from the CommonPool dataset against the PhotoDNA API, as our other data sources are already processed to filter CSAM using different industrial APIs [29, 1]. Finally, all our data is processed through Google Gemini API [52] which provides additional safeguards. The API blocks prompts (including images) and responses against certain core harms such as child safety<sup>8</sup>. We found 92 matches against the PhotoDNA database, all of which were removed from PixelProse. One should not conclude that our original data sources contain CSAM, as these examples were not flagged by the Google Gemini API and were likely to be false positives.

### 2.3.2 Personally Identifiable Information (PII)

Recent works have highlighted the use of PII in large datasets [34, 43]. To ensure privacy, PII redaction steps are integrated into our data processing pipeline. We remove images, and captions from PixelProse that contain phone numbers. We found no Social Security Numbers (SSNs) in the captions. Phone numbers and SSNs are detected and redacted using regular expressions that search for various standard PII number formats (e.g., (123)-456-7890, 123-456-7890, and 123.456.7890).

Table 2: PII comparison between the original and PixelProse captions. The values represent the percentage of captions containing names, phone numbers, E-mail IDs, and SSNs.

	Names	Phone Numbers	E-mail IDs	SSNs
Original Captions	10.51%	0.05%	0.32%	0.00%
PixelProse	7.93%	0.12%	1.23%	0.00%

We additionally run the *anonymization* and *scrubadub* Python packages over image captions as an additional filter, to ensure that PII is removed.

We find that our generated captions contain more phone numbers and e-mail IDs than the original captions. This indicates that our dataset contains rich labels of text content, but also highlights the need for robust PII scrubbing mechanisms to protect sensitive information.

Table 3: Toxicity level comparison between the original and PixelProse captions using Detoxify [27] at a threshold of 0.2. The values represent the percentage of captions exhibiting each type of toxicity. PixelProse captions show significantly lower toxicity scores across all attributes, indicating improved safety and content quality.

	Threshold	Toxicity	Severe Toxicity	Obscene	Identity Attack	Insult	Threat	Sexual Explicit	Overall Toxicity
Original Captions	0.2	0.74%	0.00%	0.08%	0.07%	0.26%	0.04%	0.04%	0.75%
PixelProse	0.2	0.13%	0.00%	0.03%	0.00%	0.06%	0.00%	0.01%	0.13%

### 2.3.3 Toxicity

Mitigating toxicity in datasets is vital for ethical AI deployment. Previous research [18, 66, 58, 24] highlights that language models are prone to various forms of toxicity, such as hate speech, identity hate, explicit content, insults, and harmful stereotypes. To address these concerns, we conduct a toxicity analysis of our generated captions using Detoxify [27], which classifies text across a wide range of toxic attributes, from overtly offensive language to subtle passive-aggressive remarks. We subsequently flag 0.13% of captions using a threshold of 0.2 across all attributes.

Our analysis in Table 3 shows that the PixelProse captions are safer compared to the original captions. Most of our captions fall within the lowest toxicity range (0-0.2) across various attributes. Specifically, the percentages of captions exhibiting severe toxicity, identity attacks, and threats are exceptionally low, with PixelProse achieving < 0.01% for all three. For overall toxicity, PixelProse captions exhibit a markedly lower percentage of 0.13% compared to 0.75% for the original captions. For this reason, we believe PixelProse is well suited for training generative models with low risk of harmful outputs.

## 3 A Closer Look at the Dataset

### 3.1 Linguistic Diversity

In Figure 3, we show the distribution of caption lengths for our generated captions compared to the original caption. The generated captions are generally more descriptive and contain more words. Our generated captions average 506 characters per caption, compared to 101 characters for the original captions, and are longer for over 98% of the data. Figure 4 shows the histogram of the number of tokens based on LLaMA-3 [2] tokenizer. PixelProse comprises 1,710,499,128 (1.7B) text tokens.

<sup>8</sup><https://ai.google.dev/gemini-api/docs/safety-settings>

In Table 4, we show the noun diversity across several open-source datasets recaptioned using different captioning models [7]. Our dataset offers a larger noun vocabulary across images compared to other datasets. Our dataset is two orders of magnitude larger than ALLaVA [12], and an order of magnitude larger than ShareGPT4V [15]. SAM-LLaVA [14] of similar scale to our dataset, but is captioned using the LLaVA-1.0 7B model [42] that suffers from significant hallucinations [13, 15].

Table 4: We analyzed the noun vocabulary in multiple datasets recaptioned using different models, defining valid nouns as those that appear more than 10 times. We found that PixelProse is larger and has a more diverse noun vocabulary than other datasets. Our dataset is also complementary to other datasets in that it covers different sources of images, and was captioned by a different commercial model.

	Size	Image Sources	Captioning Model	Valid Nouns	Distinct Nouns	Total Nouns
ALLaVA [12]	0.68M	VisionFlan, LAION	GPT-4V(ision)	18K	121K	23.32M
ShareGPT4V [15]	1.34M	CC3M, SBU, LAION, etc.	Multiple	13K	66K	49.26M
SAM-LLaVA [14]	11.5M	SAM	LLaVA-1.0	23K	124K	327.90M
Ours	<b>16.4M</b>	CC12M, RedCaps, etc.	Gemini 1.0 Pro	<b>49K</b>	<b>490K</b>	<b>357.61M</b>

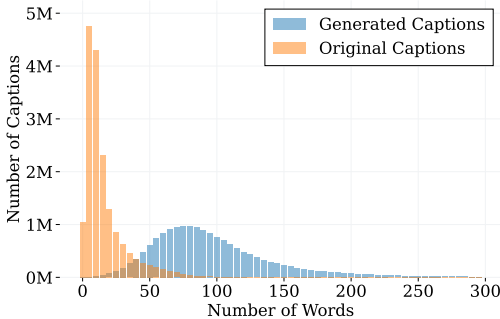


Figure 3: Histogram of words for generated captions v/s original captions. Generated captions are longer with an average of 106 words, while original captions only have 19 words on average.

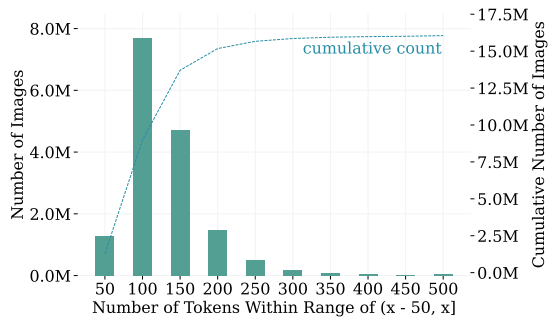


Figure 4: Histogram of tokens for generated captions, which are tokenized by the tokenizer of LLaMA-3 [2]. The bars at 150 represent the number of images with (100, 150] tokens in their captions.

### 3.2 Repurposing Captions into VQA Pairs

Our captions contain dense general-purpose information and are intended to be ideal inputs for LLM refactoring. To probe how our captions can be refactored into specific formats, we use LLaMA-3 8B Instruct [2] to refactor our captions into free-form VQA pairs for 100 images. We manually verified that over 70% of the VQA pairs generated using our captions were valid pairs. Figure 5, shows some of these VQA Pairs. Other works have shown refactoring captions into VQA pairs or other instructions can be further improved using better language models and prompting strategies [42]. We discuss the details of refactoring captions into VQA pairs in the Appendix A.3.

### 3.3 Statistics of PixelProse Content

We quantitatively describe the PixelProse dataset by reporting the size, watermark prevalence, aesthetic scores, and style attributes of images.

**Image Resolution.** In PixelProse, over 15M images have a resolution below 2000 pixels, while the rest are high-resolution images exceeding 2000 pixels, as shown in Figure 6. For each data source, the average sizes are as follows:  $(299.6, 331.9) \pm (137.2, 149.5)$  for CommonPool,  $(719.7, 820.0) \pm (269.0, 285.1)$  for CC12M, and  $(1234.1, 1234.4) \pm (277.2, 325.2)$  for RedCaps.

**Watermark Detection.** To detect and label the presence of explicitly visible watermarks in images, we follow the work of [49].<sup>9</sup> However, we found that this method leads to frequent false-positives in the case that images are without watermark but with innocuous text. This is problematic, as an explicit goal of our efforts is to include and properly label images containing text. To mitigate this,

<sup>9</sup><https://github.com/LAION-AI/LAION-5B-WatermarkDetection>

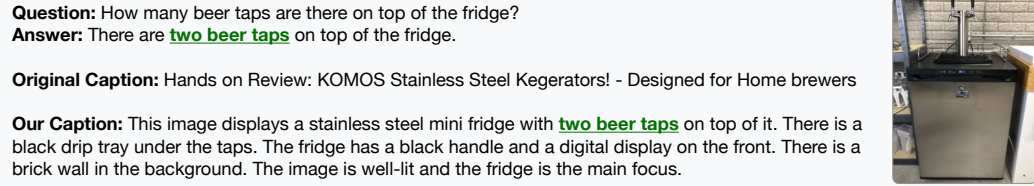
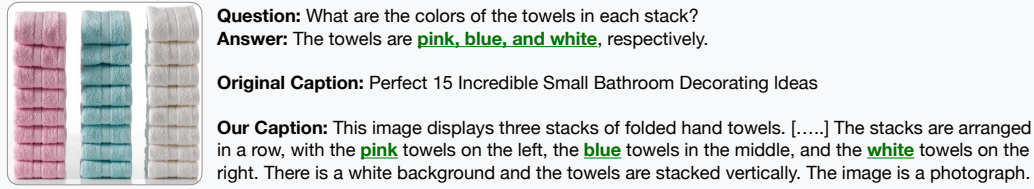


Figure 5: Our captions are much more detailed than the original alt-text pairs, and can be refactored into VQA Pairs. We use our detailed captions to prompt Llama3-8B Instruct, a text-only model to generate question/answer pairs. The images are shown only for reference.

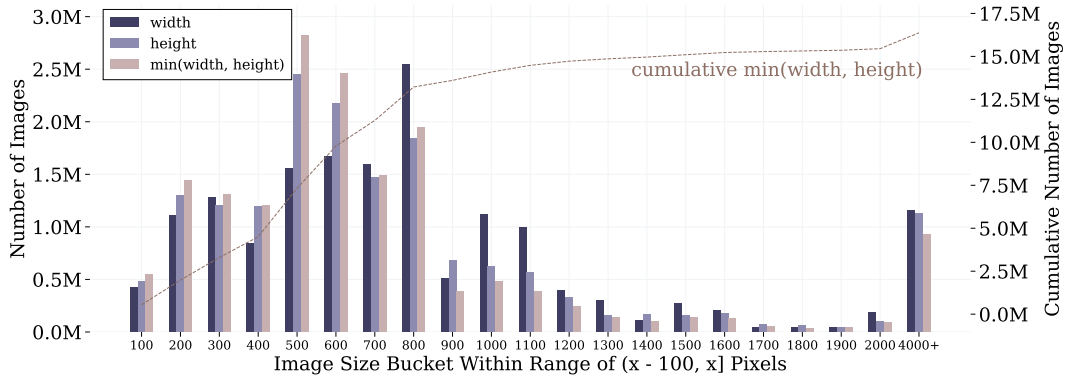


Figure 6: Histogram of image size. Each bucket is within the range of  $(x - 100, x]$  pixels, e.g., bars at 700 represent the image count with  $(600, 700]$  pixels. The bin at 4000+ considers  $(2000, 4000+]$ .

we manually collected an additional group of hard examples to fine-tune the model. These images fell into three categories: with watermark, without watermark, and without watermark but with text, as demonstrated in Figure 7.

The figure also demonstrates the corresponding probability score for each category. To better understand the distribution of images w/ or w/o watermark in the whole dataset, we plot the histogram for the three categories within different score ranges in Figure 8. The lowest probability scores for all three categories are around 0.5. We carefully review images with low probability scores around 0.5 in the two watermark-free categories, noting that they are still safe to keep. For the watermark category, we recommend a filtering threshold above 0.85, indicating that less than 6% of the dataset (around 1M images) are truly watermarked in PixelProse.




Figure 7: Categories of watermark classification models.

**Aesthetic Estimation.** Aesthetically pleasing images tend to have clearer and more distinct visual features, which may help in learning better representations for VLMs. This is also crucial for diffusion models to generate high-quality, visually appealing images. Most importantly, aesthetic images often have more coherent and contextually relevant descriptions, aiding in better alignment between images and captions.

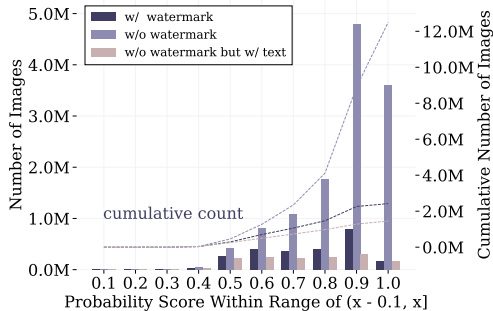


Figure 8: Histogram of watermark scores, with each bucket in the range  $(x - 0.1, x]$ , e.g., bars at 0.7 indicate the image count with scores between  $(0.6, 0.7]$ .

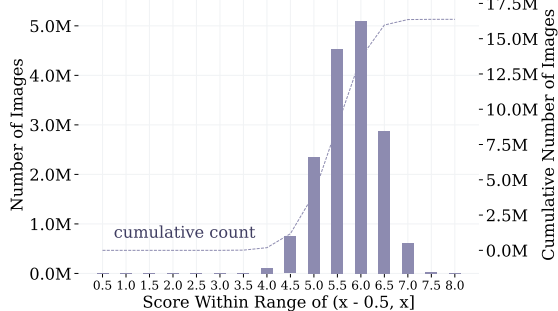


Figure 9: Histogram of aesthetic scores, with each bucket in the range of  $(x - 0.5, x]$ . For example, bars at 7.0 indicate the image count with scores between  $(6.5, 7.0]$ .

To investigate aesthetic properties in PixelProse, we fine-tune the aesthetic filter LAION-Aesthetics V2 [49] with natural and generated (synthetic) images selected from recent high-quality datasets [59, 62, 28, 30, 33]. We semi-manually annotate our filtered training data, giving higher scores to more artistic, realistic, high-definition, and text-based data sources. To supervise training, we adopt the mean value of the original aesthetic predictor and our annotations as the label.

Figure 9 shows the distribution of images based on their aesthetic scores. Images with scores below 5.0 generally are blurry or less artistic (see Figure 10) and make up a small portion of PixelProse compared to those with relatively high scores. These images are still valuable for augmenting training due to the diversity they bring to the overall dataset. Most images have relatively high aesthetic scores above 5.0, indicating PixelProse contains a large proportion of high-quality images (more than 11M).



Figure 10: Images with corresponding aesthetic scores.

## 4 Related Work

Many large-scale image caption datasets such as COYO-700M [10], DataComp [21], LAION [50], YFCC100M [55], CC12M [11], SBU [46], RedCaps [17] are created from various internet sources by mapping an image to its corresponding alt-text or the text surrounding the image. Despite their large sizes, the quality of captions for these datasets is quite low.

Higher quality image caption datasets such as MS-COCO [38], VizWiz [26], VisualGenome [36], nocaps [4], Flickr30K [63], TextCaps [51] and many others [47, 31, 44] exist, however, they are usually smaller (sub-million) in size. The LLaVA [39, 41, 42, 40] family of models and a series of smaller VLMs [37, 16] have shown that it is possible to train a high-performance model with small-scale synthetic data [15] from GPT-4(V). PixArt- $\alpha$  [14] trained a higher-quality diffusion model with 25M images, and VLM caption pairs with approximately 1.25% training data volume compared to Stable Diffusion v1.5 [48]. Stable Diffusion v3 [19] also uses 50% VLM synthetic captions for training diffusion models. Many other recent works [65, 14, 35, 13, 39] have also shown that a few million higher quality examples can train better models than many million low-quality data. Hence, high-quality datasets are urgently needed to train the next generation of multi-modal models.

A few attempts are made towards this goal, completely human-annotated, with humans-in-the-loop, or some completely automated. DOCCI [45] is a small high-detailed image caption dataset that is completely human-annotated. Despite having only 15K samples, all the captions contain diverse details like key objects and their attributes, spatial relationships, text rendering, and so on. ImageInWords [22] is another small-scale detailed caption dataset that takes a slightly different approach by using object detection and other annotation models with humans in the loop. Densely

Caption Images (DCI) [56] is another human-in-the-loop annotation dataset which uses labels from Segment Anything [32]. Both these datasets contain fewer than 10K samples.

LVIS-Instruct4V [57] dataset contains detailed captions of 110K images from the LVIS [25] dataset annotated by GPT-4V [3]. ALLaVA [12] introduces 715K captions by GPT-4V on images sourced from LAION [50] and Vision-Flan [60]. ShareGPT4V dataset contains 100K detailed captions on images sourced from LAION [49], SBU [46], and CC12M [11] created by GPT-4V. They further train a model and generate captions for over a million images. LLaVA [41] introduces a dataset of 23K detailed captions on top of COCO images using GPT-4. Lastly, Pixart- $\alpha$  [14] introduces large-scale synthetic captions on top of the SAM dataset [32] using LLaVA-1.0 7B [41] model. While this particular dataset contains 11M examples, it contains many captions with hallucinations and the images in the dataset are of limited diversity. PixelProse has over 16M samples, which to the best of our knowledge is the largest detailed high-quality publicly available image-caption dataset.

## 5 Limitations and Conclusion

Our images are collected from the internet, which contains unsafe and toxic content. Though we use extensive automated measures to remove CSAM, NSFW content, and PII, our automated systems are imperfect. VLMs tend to suffer from hallucinations, hence the captions may not always accurately describe the image. While we use a state-of-the-art large commercial model to generate our captions, it still suffers from hallucinations. Despite this, our captions are of *much* higher quality and fidelity than captions in other similar-sized public datasets. Most importantly, unlike the original alt-text captions, PixelProse captions consistently reflect the image content.

In addition to its obvious uses in training open-source models, we hope that the dense format of PixelProse facilitates research into methods for refactoring dense captions into instructions and VQA pairs.

## Acknowledgements

This work was made possible through the Department of Energy INCITE Allocation Program. Financial support was provided by the ONR MURI program and the AFOSR MURI program. Private support was provided by Capital One Bank, the Amazon Research Award program, and Open Philanthropy. Further support was provided by the National Science Foundation (IIS-2212182), and by the NSF TRAILS Institute (2229885).



## Appendix

### A.1 Prompts

We utilize five different prompts for our dataset, which are provided below. Some of these prompts were taken and adapted from other sources such as LAION-Pop<sup>10</sup>.

---

Describe the image in detail. Please specify any objects within the image, backgrounds, scenery, interactions, and gestures or poses. If they are multiple of any object, please specify how many and where they are. If any text is present in the image, mention where it is, and the font. Describe the text in detail with quotation marks. For example, if the image has text, Merry Christmas, write it down as "Merry Christmas". Describe the style of the image. If there are people or characters in the image, what emotions are they conveying? Identify the style of the image, and describe it as well. Please keep your descriptions factual and terse but complete. The description should be purely factual, with no subjective speculation. Make sure to include the style of the image, for example cartoon, photograph, 3d render etc. Start with the words 'This image displays:'

Describe every component of this image, as it were described by an artist in atmost two paragraphs. Each object, with its count, positions, and attributes should be described. Describe the text, and the font in detail with its contents in quotation marks. For example if the image has text Happy Birthday, write it down as "Happy Birthday". Include the style of the image for example photograph, 3d-render, shopping website etc. Capture the aesthetics of the image, as if described by an artist. Start with the words 'This image displays:'

Describe the image, the foreground and the background. All objects, along with its count and positions must be described. For any text present in the image, describe the text using quotation marks. Be factual in your description, capturing the content, and style of the image. Describe the image, in a short but descriptive manner. Start with the words 'This image displays:'

Write a detailed caption describing the image. Include all components, and objects with their positions. If any text is present in the image, and describe the text contents in quotation marks. For example if the image has text Happy Birthday, write it down as "Happy Birthday". Be detailed in your description of the image, and write as if it were being described by a boring person. Start with the words 'This image displays:'

Don't forget these rules: 1. Be Direct and Concise: Provide straightforward descriptions without adding interpretative or speculative elements. 2. Use Segmented Details: Break down details about different elements of an image into distinct sentences, focusing on one aspect at a time. 3. Maintain a Descriptive Focus: Prioritize purely visible elements of the image, avoiding conclusions or inferences. 4. Follow a Logical Structure: Begin with the central figure or subject and expand outward, detailing its appearance before addressing the surrounding setting. 5. Avoid Juxtaposition: Do not use comparison or contrast language; keep the description purely factual. 6. Incorporate Specificity: Mention age, gender, race, and specific brands or notable features when present, and clearly identify the medium if it's discernible. When writing descriptions, prioritize clarity and direct observation over embellishment or interpretation. Write a detailed description of this image, do not forget about the texts on it if they exist. Also, do not forget to mention the type/style of the image. No bullet points. Start with the words, "This image displays:"

---

### A.2 Text Recognition

We observe that captions fail to capture text in images when text data is in a complex format, or the model fails to adhere to the prompt. Failure cases for text recognition are shown in Figure A.2. Despite some failure cases, text recognition is fairly successful. We show several cases in Figure A.1.


---

<sup>10</sup><https://laion.ai/blog/laion-pop/>



**Our Caption:** This image displays a young woman wearing a gray t-shirt with the text **"The snuggle is real"** and a picture of a sleeping cat on it. The woman is lying in bed with the cat, who is curled up next to her. The cat is white and orange, and has one paw on the woman's arm. The woman is smiling down at the cat. The background is a white wall with a window. The text on the shirt is in a handwritten font. The image is a photograph. The emotion conveyed is happiness.

**Our Caption:** This image displays a wall with two framed black-and-white photographs of watches on it. There is also a small red, white, and blue flag with a single star in the upper left corner of the flag. The flag has gold fringe and is attached to the wall by a small nail. There is a black hat on top of the framed photos. There is text at the top of the photo that reads: **"GENESTONE AND STEPHEN PULVIRENT"**.



GENESTONE AND STEPHEN PULVIRENT

Figure A.1: Images with their corresponding captions. The correctly recognized text is highlighted in green.



**Our Caption:** This image displays a night scene of a retro **bowling** galley with a **liquor** sign. A man with dark hair and a black jacket walks toward the entrance. The bowling alley has red neon signage and a brick exterior. Its windows are covered with snow. A fire hydrant is located on the sidewalk in front of the entrance. The image is clear and well-lit.



**Our Caption:** This image displays a book titled **"The Prevent and Reverse Heart Disease Cookbook"**, which is signed by two people. The book is open and there is a handwritten note that is partially visible. The note says **"To Everette, Anne, You know the power. Thrive. Ann Crile Esselstyn, M.D."** The background of the image is black, and the book is white with blue text.





Figure A.2: Images with imperfect text recognition in the captions. The correctly recognized text is highlighted in green and incorrect text is highlighted in red.

### A.3 VQA Construction

To construct our VQA pairs using caption data, we use LLaMa-3-8B Instruct a text-only model [2]. We use the following user prompt to construct our VQA pairs.

---

You are an AI visual assistant, and you are seeing a single image. What you see are provided with is context regarding the image, describing the same image you are looking at. Answer all questions as you are seeing the image. Design a conversation between you and a person asking about this photo. The answers should be in a tone that a visual AI assistant is seeing the image and answering the question. Ask diverse questions and give corresponding answers. Include questions asking about the visual content of the image, including the object types, counting the objects, object actions, object locations, relative positions between objects, etc. Only include questions that have definite answers: (1) one can see the content in the image that the question asks about and can answer confidently; (2) one can determine confidently from the image that it is not in the image. Do not ask any question that cannot be answered confidently. Here is the image description:

---

Since vision-language models tend to hallucinate, several VQA pairs are invalid however based on our manual spot check, we find that over 70% of our constructed VQA pairs are valid.

#### A.4 Image Style Attributes

Style attributes play a key role in organizing, retrieving, analyzing, and personalizing image content. They enhance the usability of the dataset, making them more valuable for various applications. For example, categorizing images based on style simplifies the retrieval of specific types of images from our large dataset. If a user is searching for documentary chart images, having this as a category enables quick estimation of the number of available images and ensures accurate retrieval.

As shown in the example prompt in Section 2.2, Gemini is tasked with providing the style of the image in its response. These responses are then analyzed and categorized to a predefined set of classes based on the occurrence of specific keywords, as listed in Table A.1. Table A.2 offers an insight into the relative frequencies of image style categories across PixelProse, showing that photographs are the most prevalent image style within our dataset, followed by painting, drawings, comics and digital art.

Table A.1: Predefined Vocabulary for Image Style Categorization. The category "other" includes medical images, screenshots, and captions that do not fit into the existing categories.

Image Type Category	Sample Keywords
Photographs	photograph
3D Rendering	render, 3D, 3d, 3-dimensional
Digital Art	digital, CGI, CG, vector, raster
Painting and Drawings	paint, draw, sketch, comic, anime
Charts & Diagrams	chart, plot, diagram, table, map

Table A.2: Distribution of image type categories across PixelProse. Gemini responses are analyzed, and each is assigned to a category based on the occurrence of a predefined set of words in the style part of the caption.

Image Type	Photographs	Painting and Drawings	3D Rendering	Digital Art	Chart or Diagrams	Other
Relative Frequency	85.9	4.3	3.5	1.0	0.5	4.8

#### A.5 Broader Impacts

Internet data can reflect societal biases, which already exist in our data sources, i.e., CC12M, CommonPool, and RedCaps. Thus, our dataset may inherit these biases. We have taken steps to mitigate these biases by filtering out captions that contain toxic content, as described in Section 2. Also, it is challenging to ensure the accuracy and reliability of the captions produced by a state-of-the-art commercial model, which also may contain biases and generate inexistent or incorrect information. These issues warrant further research and consideration when training upon our dataset to evaluate models.

## References

- [1] Google SafeSearch API. <https://cloud.google.com/vision/docs/detecting-safe-search>.
- [2] LLaMA 3. [https://github.com/meta-llama/llama3/blob/main/MODEL\\_CARD.md](https://github.com/meta-llama/llama3/blob/main/MODEL_CARD.md), 2024.
- [3] Josh Achiam, Steven Adler, Sandhini Agarwal, Lama Ahmad, Ilge Akkaya, Florencia Leoni Aleman, Diogo Almeida, Janko Altenschmidt, Sam Altman, Shyamal Anadkat, et al. GPT-4 Technical Report. *arXiv:2303.08774*, 2023.
- [4] Harsh Agrawal, Karan Desai, Yufei Wang, Xinlei Chen, Rishabh Jain, Mark Johnson, Dhruv Batra, Devi Parikh, Stefan Lee, and Peter Anderson. nocaps: novel object captioning at scale. In *ICCV*, 2019.
- [5] Yuki M. Asano, Christian Rupprecht, Andrew Zisserman, and Andrea Vedaldi. PASS: An Imagenet Replacement for Self-Supervised Pretraining Without Humans. *NeurIPS Datasets and Benchmarks Track*, 2021.
- [6] Youngmin Baek, Bado Lee, Dongyoon Han, Sangdoon Yun, and Hwalsuk Lee. Character Region Awareness for Text Detection. In *CVPR*, 2019.
- [7] Steven Bird, Ewan Klein, and Edward Loper. *Natural Language Processing With Python: Analyzing Text With the Natural Language Toolkit*. O’Reilly Media, Inc., 2009.
- [8] Abeba Birhane, Sanghyun Han, Vishnu Boddeti, Sasha Luccioni, et al. Into the LAIONs Den: Investigating Hate in Multimodal Datasets. *NeurIPS Datasets and Benchmarks Track*, 2024.
- [9] Abeba Birhane and Vinay Uday Prabhu. Large Image Datasets: A Pyrrhic Win for Computer Vision? In *WACV*, 2021.
- [10] Minwoo Byeon, Beomhee Park, Haecheon Kim, Sungjun Lee, Woonhyuk Baek, and Saehoon Kim. COYO-700M: Image-Text Pair Dataset. <https://github.com/kakaobrain/coyo-dataset>, 2022.
- [11] Soravit Changpinyo, Piyush Sharma, Nan Ding, and Radu Soricut. Conceptual 12M: Pushing Web-Scale Image-Text Pre-Training To Recognize Long-Tail Visual Concepts. In *CVPR*, 2021.
- [12] Guiming Hardy Chen, Shunian Chen, Ruifei Zhang, Junying Chen, Xiangbo Wu, Zhiyi Zhang, Zhihong Chen, Jianquan Li, Xiang Wan, and Benyou Wang. ALLaVA: Harnessing GPT4V-synthesized Data for A Lite Vision-Language Model. *arXiv:2402.11684*, 2024.
- [13] Junsong Chen, Chongjian Ge, Enze Xie, Yue Wu, Lewei Yao, Xiaozhe Ren, Zhongdao Wang, Ping Luo, Huchuan Lu, and Zhenguo Li. PixArt- $\sigma$ : Weak-to-Strong Training of Diffusion Transformer for 4K Text-to-Image Generation. *arXiv:2403.04692*, 2024.
- [14] Junsong Chen, Jincheng Yu, Chongjian Ge, Lewei Yao, Enze Xie, Yue Wu, Zhongdao Wang, James Kwok, Ping Luo, Huchuan Lu, and Zhenguo Li. PixArt- $\alpha$ : Fast Training of Diffusion Transformer for Photorealistic Text-to-Image Synthesis. In *ICLR*, 2024.
- [15] Lin Chen, Jisong Li, Xiaoyi Dong, Pan Zhang, Conghui He, Jiaqi Wang, Feng Zhao, and Dahua Lin. ShareGPT4V: ShareGPT4V: Improving large multi-modal models with better captions. *arXiv:2311.12793*, 2023.
- [16] Xiangxiang Chu, Limeng Qiao, Xinyu Zhang, Shuang Xu, Fei Wei, Yang Yang, Xiaofei Sun, Yiming Hu, Xinyang Lin, Bo Zhang, et al. MobileVLM V2: Faster and Stronger Baseline for Vision Language Model. *arXiv:2402.03766*, 2024.
- [17] Karan Desai, Gaurav Kaul, Zubin Aysola, and Justin Johnson. Redcaps: Web-Curated Image-Text Data Created by the People, for the People. In *NeurIPS Datasets and Benchmarks Track*, 2021.
- [18] A. Deshpande, Vishvak Murahari, Tanmay Rajpurohit, A. Kalyan, and Karthik Narasimhan. Toxicity in ChatGPT: Analyzing Persona-assigned Language Models. In *EMNLP*, 2023.
- [19] Patrick Esser, Sumith Kulal, Andreas Blattmann, Rahim Entezari, Jonas Müller, Harry Saini, Yam Levi, Dominik Lorenz, Axel Sauer, Frederic Boesel, et al. Scaling Rectified Flow Transformers for High-Resolution Image Synthesis. *arXiv:2403.03206*, 2024.
- [20] Hany Farid. An Overview of Perceptual Hashing. *Journal of Online Trust and Safety*, 2021.
- [21] Samir Yitzhak Gadre, Gabriel Ilharco, Alex Fang, Jonathan Hayase, Georgios Smyrnis, Thao Nguyen, Ryan Marten, Mitchell Wortsman, Dhruva Ghosh, Jieyu Zhang, et al. DataComp: In Search of the Next Generation of Multimodal Datasets. *NeurIPS Datasets and Benchmarks Track*, 2024.

- [22] Roopal Garg, Andrea Burns, Burcu Karagol Ayan, Yonatan Bitton, Ceslee Montgomery, Yasumasa Onoe, Andrew Bunner, Ranjay Krishna, Jason Baldridge, and Radu Soricut. ImageInWords: Unlocking Hyper-Detailed Image Descriptions. *arXiv:2405.02793*, 2024.
- [23] Timit Gebru, Jamie Morgenstern, Briana Vecchione, Jennifer Wortman Vaughan, Hanna Wallach, Hal Daumé Iii, and Kate Crawford. Datasheets for Datasets. In *CACM*, 2021.
- [24] Samuel Gehman, Suchin Gururangan, Maarten Sap, Yejin Choi, and Noah A. Smith. RealToxicityPrompts: Evaluating Neural Toxic Degeneration in Language Models. In *EMNLP*, 2020.
- [25] Agrim Gupta, Piotr Dollar, and Ross Girshick. LVIS: A Dataset for Large Vocabulary Instance Segmentation. In *CVPR*, 2019.
- [26] Danna Gurari, Yinan Zhao, Meng Zhang, and Nilavra Bhattacharya. Captioning Images Taken by People Who Are Blind. In *ECCV*, 2020.
- [27] Laura Hanu and Unitary team. Detoxify. <https://github.com/unitaryai/detoxify>, 2020.
- [28] Gary B Huang, Marwan Mattar, Tamara Berg, and Eric Learned-Miller. Labeled Faces in the Wild: A Database for Studying Face Recognition in Unconstrained Environments. In *Workshop on Faces In 'Real-Life' Images: Detection, Alignment, and Recognition*, 2008.
- [29] Robert Iwatt, Daniel Sun, Alex Okolish, and Jerry Chu. Reddit’s P0 Media Safety Detection. [https://www.reddit.com/r/RedditEng/comments/13bvo5b/reddits\\_p0\\_media\\_safety\\_detection/](https://www.reddit.com/r/RedditEng/comments/13bvo5b/reddits_p0_media_safety_detection/).
- [30] Tero Karras, Samuli Laine, and Timo Aila. A Style-Based Generator Architecture for Generative Adversarial Networks. In *CVPR*, 2018.
- [31] Sahar Kazemzadeh, Vicente Ordonez, Mark Matten, and Tamara Berg. ReferItGame: Referring to Objects in Photographs of Natural Scenes. In *EMNLP*, 2014.
- [32] Alexander Kirillov, Eric Mintun, Nikhila Ravi, Hanzi Mao, Chloe Rolland, Laura Gustafson, Tete Xiao, Spencer Whitehead, Alexander C Berg, Wan-Yen Lo, et al. Segment Anything. In *ICCV*, 2023.
- [33] Yuval Kirstain, Adam Polyak, Uriel Singer, Shahbuland Matiana, Joe Penna, and Omer Levy. Pick-a-Pic: An Open Dataset of User Preferences for Text-to-Image Generation. In *NeurIPS*, 2023.
- [34] Jing Yu Koh, Robert Lo, Lawrence Jang, Vikram Duvvur, Ming Chong Lim, Po-Yu Huang, Graham Neubig, Shuyan Zhou, Ruslan Salakhutdinov, and Daniel Fried. VisualWebArena: Evaluating Multimodal Agents on Realistic Visual Web Tasks. *arXiv:2401.13649*, 2024.
- [35] Dan Kondratyuk, Lijun Yu, Xiuye Gu, José Lezama, Jonathan Huang, Rachel Hornung, Hartwig Adam, Hassan Akbari, Yair Alon, Vighnesh Birodkar, et al. VideoPoet: A Large Language Model for Zero-Shot Video Generation. In *ICML*, 2024.
- [36] Ranjay Krishna, Yuke Zhu, Oliver Groth, Justin Johnson, Kenji Hata, Joshua Kravitz, Stephanie Chen, Yannis Kalantidis, Li-Jia Li, David A Shamma, et al. Visual Genome: Connecting Language and Vision Using Crowdsourced Dense Image Annotations. In *IJCV*, 2017.
- [37] Yanwei Li, Yuechen Zhang, Chengyao Wang, Zhisheng Zhong, Yixin Chen, Ruihang Chu, Shaoteng Liu, and Jiaya Jia. Mini-Gemini: Mining the Potential of Multi-modality Vision Language Models. *arXiv:2403.18814*, 2024.
- [38] Tsung-Yi Lin, Michael Maire, Serge Belongie, James Hays, Pietro Perona, Deva Ramanan, Piotr Dollár, and C Lawrence Zitnick. Microsoft COCO: Common Objects in Context. In *ECCV*, 2014.
- [39] Haotian Liu, Chunyuan Li, Yuheng Li, and Yong Jae Lee. Improved Baselines with Visual Instruction Tuning. In *CVPR*, 2024.
- [40] Haotian Liu, Chunyuan Li, Yuheng Li, Bo Li, Yuanhan Zhang, Sheng Shen, and Yong Jae Lee. LLaVA-NeXT: Improved reasoning, ocr, and world knowledge. <https://llava-vl.github.io/blog/2024-01-30-llava-next/>, 2024.
- [41] Haotian Liu, Chunyuan Li, Qingyang Wu, and Yong Jae Lee. Visual Instruction Tuning. In *NeurIPS*, 2023.
- [42] Shilong Liu, Hao Cheng, Haotian Liu, Hao Zhang, Feng Li, Tianhe Ren, Xueyan Zou, Jianwei Yang, Hang Su, Jun Zhu, et al. LLaVA-Plus: Learning to Use Tools for Creating Multimodal Agents. *arXiv:2311.05437*, 2023.



- [43] Nils Lukas, Ahmed Salem, Robert Sim, Shruti Tople, Lukas Wutschitz, and Santiago Zanella-Béguelin. Analyzing Leakage of Personally Identifiable Information in Language Models. In *IEEE Symposium on Security and Privacy (S&P)*, 2023.
- [44] Junhua Mao, Jonathan Huang, Alexander Toshev, Oana Camburu, Alan L Yuille, and Kevin Murphy. Generation and Comprehension of Unambiguous Object Descriptions. In *CVPR*, 2016.
- [45] Yasumasa Onoe, Sunayana Rane, Zachary Berger, Yonatan Bitton, Jaemin Cho, Roopal Garg, Alexander Ku, Zarana Parekh, Jordi Pont-Tuset, Garrett Tanzer, et al. DOCCI: Descriptions of Connected and Contrasting Images. *arXiv:2404.19753*, 2024.
- [46] Vicente Ordonez, Girish Kulkarni, and Tamara Berg. Im2Text: Describing Images Using 1 Million Captioned Photographs. In *NeurIPS*, 2011.
- [47] Jordi Pont-Tuset, Jasper Uijlings, Soravit Changpinyo, Radu Soricut, and Vittorio Ferrari. Connecting Vision and Language with Localized Narratives. In *ECCV*, 2020.
- [48] Robin Rombach, Andreas Blattmann, Dominik Lorenz, Patrick Esser, and Björn Ommer. High-Resolution Image Synthesis with Latent Diffusion Models. In *CVPR*, 2022.
- [49] Christoph Schuhmann, Romain Beaumont, Richard Vencu, Cade Gordon, Ross Wightman, Mehdi Cherti, Theo Coombes, Aarush Katta, Clayton Mullis, Mitchell Wortsman, et al. Laion-5B: An Open Large-Scale Dataset for Training Next Generation Image-Text Models. In *NeurIPS*, 2022.
- [50] Christoph Schuhmann, Richard Vencu, Romain Beaumont, Robert Kaczmarczyk, Clayton Mullis, Aarush Katta, Theo Coombes, Jenia Jitsev, and Aran Komatsuzaki. LAION-400M: Open Dataset of CLIP-Filtered 400 Million Image-Text Pairs. In *NeurIPS Workshop on Data Centric AI*, 2021.
- [51] Oleksii Sidorov, Ronghang Hu, Marcus Rohrbach, and Amanpreet Singh. TextCaps: a Dataset for Image Captioning with Reading Comprehension. In *ECCV*, 2020.
- [52] Gemini Team, Rohan Anil, Sebastian Borgeaud, Yonghui Wu, Jean-Baptiste Alayrac, Jiahui Yu, Radu Soricut, Johan Schalkwyk, Andrew M Dai, Anja Hauth, et al. Gemini: A Family of Highly Capable Multimodal Models. *arXiv:2312.11805*, 2023.
- [53] David Thiel. Identifying and Eliminating CSAM in Generative ML Training Data and Models. Technical report, Stanford University, 2023.
- [54] David Thiel, Melissa Stroebel, and Rebecca Portnoff. Generative ML and CSAM: Implications and Mitigations. Stanford Digital Repository. <https://doi.org/10.25740/jv206yg3793>, 2023.
- [55] Bart Thomee, David A Shamma, Gerald Friedland, Benjamin Elizalde, Karl Ni, Douglas Poland, Damian Borth, and Li-Jia Li. YFCC100M: The New Data in Multimedia Research. In *CACM*, 2016.
- [56] Jack Urbanek, Florian Bordes, Pietro Astolfi, Mary Williamson, Vasu Sharma, and Adriana Romero-Soriano. A Picture is Worth More Than 77 Text Tokens: Evaluating CLIP-Style Models on Dense Captions. *arXiv:2312.08578*, 2023.
- [57] Junke Wang, Lingchen Meng, Zejia Weng, Bo He, Zuxuan Wu, and Yu-Gang Jiang. To See is to Believe: Prompting GPT-4V for Better Visual Instruction Tuning. *arXiv:2311.07574*, 2023.
- [58] Jiaxin Wen, Pei Ke, Hao Sun, Zhixin Zhang, Chengfei Li, Jinfeng Bai, and Minlie Huang. Unveiling the Implicit Toxicity in Large Language Models. In *EMNLP*, 2023.
- [59] Jiazheng Xu, Xiao Liu, Yuchen Wu, Yuxuan Tong, Qinkai Li, Ming Ding, Jie Tang, and Yuxiao Dong. ImageReward: Learning and Evaluating Human Preferences for Text-to-Image Generation. In *NeurIPS*, 2023.
- [60] Zhiyang Xu, Chao Feng, Rulin Shao, Trevor Ashby, Ying Shen, Di Jin, Yu Cheng, Qifan Wang, and Lifu Huang. Vision-Flan: Scaling Human-Labeled Tasks in Visual Instruction Tuning. *arXiv:2402.11690*, 2024.
- [61] Kaiyu Yang, Jacqueline H Yau, Li Fei-Fei, Jia Deng, and Olga Russakovsky. A Study of Face Obfuscation in ImageNet. In *ICML*, 2022.
- [62] Ran Yi, Haoyuan Tian, Zhihao Gu, Yu-Kun Lai, and Paul L. Rosin. Towards Artistic Image Aesthetics Assessment: a Large-scale Dataset and a New Method. In *CVPR*, 2023.
- [63] Peter Young, Alice Lai, Micah Hodosh, and Julia Hockenmaier. From Image Descriptions to Visual Denotations: New Similarity Metrics for Semantic Inference Over Event Descriptions. In *TACL*, 2014.

- [64] Qiying Yu, Quan Sun, Xiaosong Zhang, Yufeng Cui, Fan Zhang, Xinlong Wang, and Jingjing Liu. CapsFusion: Rethinking Image-Text Data at Scale. In *CVPR*, 2024.
- [65] Chunting Zhou, Pengfei Liu, Puxin Xu, Srinivasan Iyer, Jiao Sun, Yuning Mao, Xuezhe Ma, Avia Efrat, Ping Yu, Lili Yu, et al. LIMA: Less Is More for Alignment. In *NeurIPS*, 2023.
- [66] Terry Yue Zhuo, Yujin Huang, Chunyang Chen, and Zhenchang Xing. Red teaming ChatGPT via Jailbreaking: Bias, Robustness, Reliability and Toxicity. *arXiv:2301.12867*, 2023.