

---

# MirrorCheck: Efficient Adversarial Defense for Vision-Language Models

---

Samar Fares<sup>1\*</sup> Klea Ziu<sup>1\*</sup> Toluwani Aremu<sup>1\*</sup> Nikita Durasov<sup>2</sup> Martin Takáč<sup>1</sup>  
Pascal Fua<sup>2</sup> Karthik Nandakumar<sup>1</sup> Ivan Laptev<sup>1</sup>

<sup>1</sup>Mohamed bin Zayed University of Artificial Intelligence, {name.surname}@mbzuai.ac.ae

<sup>2</sup>Computer Vision Laboratory, EPFL, {name.surname}@epfl.ch

## Abstract

Vision-Language Models (VLMs) are becoming increasingly vulnerable to adversarial attacks as various novel attack strategies are being proposed against these models. While existing defenses excel in unimodal contexts, they currently fall short in safeguarding VLMs against adversarial threats. To mitigate this vulnerability, we propose a novel, yet elegantly simple approach for detecting adversarial samples in VLMs. Our method leverages Text-to-Image (T2I) models to generate images based on captions produced by target VLMs. Subsequently, we calculate the similarities of the embeddings of both input and generated images in the feature space to identify adversarial samples. Empirical evaluations conducted on different datasets validate the efficacy of our approach, outperforming baseline methods adapted from image classification domains. Furthermore, we extend our methodology to classification tasks, showcasing its adaptability and model-agnostic nature. Theoretical analyses and empirical findings also show the resilience of our approach against adaptive attacks, positioning it as an excellent defense mechanism for real-world deployment against adversarial threats.

## 1 Introduction

Vision-Language Models (VLMs) have emerged as transformative tools at the intersection of computer vision (CV) and natural language processing (NLP), revolutionizing the landscape of multimodal understanding. These models hold immense importance due to their unparalleled capacity to bridge the semantic gap between visual and textual modalities [Bao et al., 2023a,b, Li et al., 2022, 2023b, Guo et al., 2023, Zhu et al., 2023, Liu et al., 2023, Li et al., 2023a], enabling machines to comprehend and generate content across modalities with human-like fluency.

However, while VLMs have demonstrated remarkable capabilities across various tasks, their robustness against adversarial attacks remains a critical concern. Recent studies [Xu et al., 2018, Li et al., 2019a, Zhang et al., 2022a, Zhou et al., 2022, Zhao et al., 2023, Yin et al., 2023, Wang et al., 2024] have highlighted the susceptibility of VLMs to subtle variations in their input data, particularly in scenarios involving multimodal interactions. Adversaries can exploit weaknesses in VLMs by crafting imperceptible modifications to the input data that yield erroneous outputs. The interactive nature of VLMs, especially in image-grounded text generation tasks, further amplifies their vulnerability, raising concerns about their deployment in safety-critical environments [Vemprala et al., 2023, Park et al., 2023]. Therefore, the need for effective defense mechanisms to safeguard against such threats is paramount.

To counter these threats in neural networks, advances have emerged in several major forms: (i) **Detectors** [Metzen et al., 2017b, Grosse et al., 2017, Feinman et al., 2017, Roth et al., 2019, Xu et al., 2017, Meng and Chen, 2017, Metzen et al., 2017a, Deng et al., 2021], designed to discern adversarial examples from natural images, (ii) **Purifiers** [Nie et al., 2022, Samangouei et al., 2018,

---

\*Contributed equally.

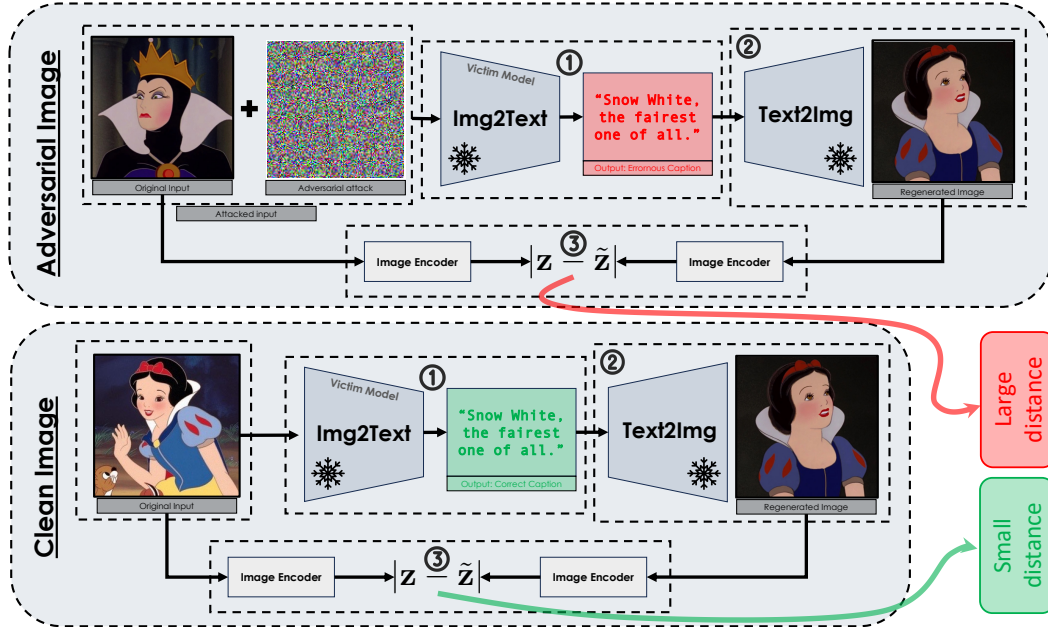


Figure 1: **MirrorCheck approach.** At inference time, to check if an input image has been adversarially attacked, our framework follows this procedure: (1) generates the text description for the image. (2) use this caption to regenerate the image with a text-to-image model. (3) extract and compare embeddings from both the original and regenerated images using a feature extractor. If the embeddings significantly differ, the original image likely suffered an attack. The intuition behind our method is that if the input was attacked, the image and the caption would not be semantically consistent. Therefore, using the predicted caption as a prompt for image generation would result in an image that is significantly *semantically different*.

Ho and Vasconcelos, 2022, Das et al., 2018, Hwang et al., 2019], which aim to remove adversarial features from samples, and (iii) **Ensembles** combining both detection and purification methods [Meng and Chen, 2017, Tramèr et al., 2017]. Other defense mechanisms include (iv) **Adversarial Training Methods** [Goodfellow et al., 2015, Kurakin et al., 2016, Tramèr et al., 2018, Madry et al., 2018], and (v) **Certified Robustness** [Cohen et al., 2019, Salman et al., 2020, Carlini et al., 2023]. However, while sophisticated detectors, purifiers, and ensemble approaches can be circumvented by knowledgeable attackers who exploit weaknesses in these defense mechanisms (adaptive attacks) [Athalye et al., 2018a], adversarial training and certified robustness approaches are computationally expensive though they provide better and stronger guarantees. Moreover, these popular defense strategies have predominantly been optimized for image classification tasks, leaving a gap in robust defenses tailored specifically for VLMs.

To address this challenge, we introduce a novel method, **MirrorCheck**, for detecting adversarial samples in VLMs, and demonstrate the effectiveness of this method on different VL tasks. **MirrorCheck** leverages a Text-to-Image (T2I) model to generate an image based on the caption produced by the victim model, as illustrated in Figure 1. Subsequently, it extracts and compares the embeddings of the input image and the generated image using cosine similarity, for which a low score indicates a potential attack. This approach not only addresses the limitations of existing methods but also provides a robust solution for detecting adversarial samples in VLMs. Through empirical evaluation, we show that our approach outperforms recent methods in detecting adversarial samples, and resisting adaptive attacks. Further ablations prove the robustness of **MirrorCheck** to the choice of T2I models and image encoders. We also adapt our approach to detecting adversarial samples in image classification tasks and demonstrate its superior performance.

In summary, our work contributes to a novel model-agnostic approach for detecting adversarial attacks on VLMs. The proposed **MirrorCheck** does not require training and achieves excellent results in zero-shot settings. We evaluate our method for attacks on image captioning (IC) and visual-question answering (VQA) tasks, and also extend it to classification tasks, and observe significant improvements compared to the state-of-the-art.

## 2 Background

### 2.1 Adversarial Attacks on VLMs

The vulnerability of VLMs arises from the potential for perturbations to impact both visual and textual modalities. Initial efforts focused on specific tasks such as visual question answering [Xu et al., 2018, Bartolo et al., 2021, Cao et al., 2022, Kaushik et al., 2021, Kovatchev et al., 2022, Li et al., 2021c, Sheng et al., 2021, Zhang et al., 2022b] and image captioning [Aafaq et al., 2021, Li et al., 2019a, 2021a, Chen et al., 2017, Xu et al., 2019], typically in white-box settings where attackers have access to model parameters. More recently, AttackVLM [Zhao et al., 2023] has addressed black-box scenarios, where adversaries manipulate models to generate targeted responses using surrogate models like CLIP [Radford et al., 2021] and BLIP [Li et al., 2022]. Similarly, VLATTACK [Yin et al., 2023] generates adversarial samples by combining image and text perturbations, targeting black-box fine-tuned models. These findings highlight significant vulnerabilities in VLM deployment. Our study evaluates the efficacy of our defense method against various VLM and classification attacks, with details on classification attacks provided in Appendix A.2.

**AttackVLM Transfer Strategy (ADV-Transfer).** Given that the victim models are VLMs, AttackVLM [Zhao et al., 2023] employs an image encoder  $\tilde{\mathcal{I}}_\phi(x) \rightarrow z$ , along with a publicly available T2I generative model  $G_\psi(t; \eta) \rightarrow x$  (e.g., Stable Diffusion [Rombach et al., 2022]), to generate a target image corresponding to target caption  $t^*$  (target caption the adversary expects the victim models to return). The objective is as follows:

$$\arg \min_{\delta: \|\delta\|_\infty \leq \epsilon} d(\tilde{\mathcal{I}}_\phi(x_{adv}), \tilde{\mathcal{I}}_\phi(G_\psi(t^*; \eta))), \quad (1)$$

where  $x_{adv} = x + \delta$ . Note that the gradient information of  $G_\psi$  is not necessary when optimizing the equation above using the Project Gradient Descent (PGD) attack [Madry et al., 2018].

**AttackVLM Query Strategy (ADV-Query).** The success of transfer-based attacks heavily relies on how closely the victim and surrogate models align. When a victim model can be repeatedly queried with input images to receive text outputs, adversaries can use a query-based attacking strategy to estimate gradients by maximizing the text similarity as

$$\arg \min_{\delta: \|\delta\|_\infty \leq \epsilon} d(\mathcal{T}_\pi(\mathcal{F}_\theta(x_{adv;p})), \mathcal{T}_\pi(t^*)), \quad (2)$$

where  $\mathcal{T}_\pi(t) \rightarrow z$  is the text encoder,  $\mathcal{F}_\theta(\cdot)$  is the victim model. Since AttackVLM [Zhao et al., 2023] assumes black-box access to the victim models and cannot perform backpropagation, the random gradient-free (RGF) method [Nesterov and Spokoiny, 2017] is employed to estimate the gradients. Transfer attack-generated adversarial examples were employed as an initialization step to enhance the efficacy of query-based attacks.

### 2.2 Adversarial Defenses

**Defense Strategies for Image Classification Tasks.** Adversarial defenses in machine learning aim to protect models from malicious inputs designed to deceive them. These defenses are crucial for maintaining model integrity and reliability, especially in security-sensitive applications. Several methods have been employed to defend against adversaries in classification tasks. For example, Defensive Distillation [Papernot et al., 2016b] trains a secondary model to mimic the probability output of the original model, often with softened labels. While this approach reduces sensitivity to adversarial noise, it does not entirely eliminate attack risks. Detectors [Roth et al., 2019, Xu et al., 2017, Meng and Chen, 2017, Metzen et al., 2017a, Deng et al., 2021] identify and filter out adversarial samples, though attackers can develop strategies to circumvent these defenses. Purification methods [Nie et al., 2022, Samangouei et al., 2018, Ho and Vasconcelos, 2022, Das et al., 2018, Hwang et al., 2019] remove adversarial perturbations from input data using techniques like autoencoders or denoising filters, but may also alter legitimate inputs, affecting performance. Adversarial Training Methods [Kurakin et al., 2017, Madry et al., 2018, Tramèr et al., 2018, Shafahi et al., 2019, Wong et al., 2020, de Jorge et al., 2022, Andriushchenko and Flammarion, 2020, Zhang et al., 2019, Dong et al., 2023] augment training datasets with adversarial examples, allowing models to learn from these perturbations, while Certified Defense Methods [Cohen et al., 2019, Salman et al., 2020, Carlini

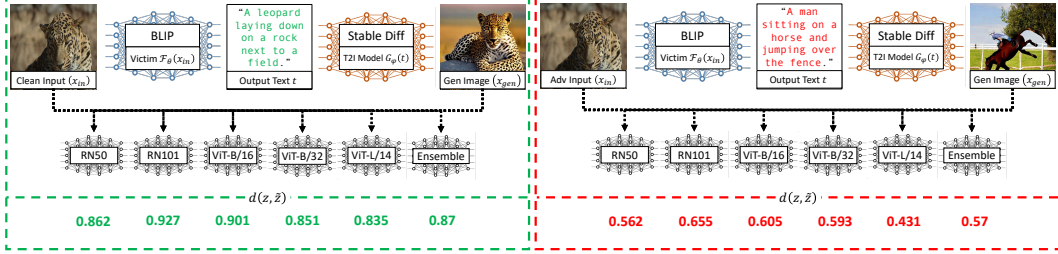


Figure 2: **An example using our MirrorCheck framework.** For both **Clean** and adversarial (**Adv**) cases, we use the BLIP model to generate captions for the given images. Stable Diffusion then generates images based on these captions. For the clean image, different image encoders show high similarity between the input image and the generated one. Conversely, when the input image is adversarial, different image encoders show low similarity.

et al., 2023] provide mathematical guarantees of robustness. Both approaches, however, can be computationally intensive and may struggle to generalize to novel attack strategies.

**Safeguarding VLMs.** Recent studies [Zhao et al., 2023, Yin et al., 2023] reveal a surge in novel adversarial attack strategies targeting VLMs. Despite extensive exploration of adversarial defense strategies in the literature, these strategies have primarily been developed for unimodal tasks, such as image or text classification, and are not optimized to effectively safeguard VLMs. The unique challenges presented by VLMs arise from their ability to process and integrate multimodal data—visual and textual inputs—making traditional defense methods less effective. Existing defense methods often focus on a single modality and fail to account for the complex interactions between visual and linguistic data, which can be exploited by adversaries. To the best of our knowledge, a tailored defense strategy explicitly designed for VLMs remains absent. Hence, we propose **MirrorCheck**, an approach which aims to detect such samples without necessitating alterations to the model architecture or jeopardizing its performance.

### 3 Method

Let  $\mathcal{F}_\theta(x_{in}; p) \rightarrow t$  be the victim VLM model, where  $x_{in}$  is the input image which may be clean ( $x_{clean}$ ) or adversarial ( $x_{adv}$ ),  $p$  is the input prompt, and  $t$  is the resulting output caption. In certain tasks, such as image captioning or text retrieval, the input prompt  $p$  may remain empty. Let  $\mathcal{I}_\phi(x) \rightarrow z$  be a pretrained image encoder and let  $G_\psi(t; \eta) \rightarrow x_{gen}$  denote a pretrained text-conditioned image generation model producing image  $x_{gen}$ .

#### 3.1 Threat Model

We operate under the assumption that the attacker holds only black-box access of the victim VLM model  $\mathcal{F}_\theta(x_{in}; p)$ . This includes no understanding of its architecture, parameters, and training methodologies. Similarly, the detection mechanism remains oblivious or indifferent to the specific methods employed by the attacker in generating adversarial examples. **The attacker’s** objectives are: to execute targeted attacks that cause the generated caption  $t$  to match a predefined target response and to adhere to an adversarial constraint defined by the  $l$ -norm which limits the distance between  $x_{clean}$  and  $x_{adv}$ . **The defender’s** objective is to accurately identify and flag images as either adversarial or clean.

#### 3.2 MirrorCheck Pipeline

Illustrated in Figures 1 and 2, our algorithm is designed to identify adversarial images within VLMs. These images are specifically crafted to deceive the underlying victim VLM model  $\mathcal{F}_\theta(x_{in}; p) \rightarrow t$ , by adding adversarial perturbation  $\delta$  to obtain  $x_{adv}$  from  $x_{clean}$ , while keeping the perturbation within a perturbation bound  $\epsilon$ . The key observation lies in the deviation of captions generated by adversarial images from the content of the input image, which is the primary objective of the attack. To tackle this, we propose a pipeline where the generated caption undergoes scrutiny by a separate generative model  $G_\psi(t; \eta) \rightarrow x_{gen}$ , where  $t$  denotes the caption generated by the victim model, and  $x_{gen}$  represents

the newly generated image. Leveraging a pretrained image encoder  $\mathcal{I}_\theta(x) \rightarrow z$ , we evaluate the similarity between  $x_{\text{in}}$  and  $x_{\text{gen}}$ . In scenarios involving clean images, we anticipate a high similarity, as the generated caption accurately reflects the image content. Conversely, in cases of adversarial images, the similarity tends to be low.

Subsequently, we employ an adversarial detector  $\mathcal{D}(x) \rightarrow [0, 1]$ , which categorizes the image into either the "adversarial" class (1) or the "clean" class (0), with  $\tau$  serving as the decision threshold parameter, i.e.

$$\mathcal{D}(x) = \begin{cases} 1, & \text{if } \text{sim}(\mathcal{I}_\phi(x), \mathcal{I}_\phi(G_\psi(\mathcal{F}_\theta(x; p); \eta))) < \tau, \\ 0, & \text{otherwise} \end{cases}.$$

**Intuition behind image-image similarity.** Instead of directly comparing  $x_{\text{in}}$  (the input image) with the generated caption  $t$ , we opted to calculate the similarity between  $x_{\text{in}}$  and  $x_{\text{gen}}$  (the newly generated image). This decision is based on evidence in the literature indicating that these models struggle with positional relationships and variations in verb usage within sentences. This suggests that VLMs may function more like bags-of-words and, consequently, which could limit their reliability for optimizing cross-modality similarity [Yuksekgonul et al., 2022].

Recognizing the potential issue introduced by a single image encoder used for similarity assessment (i.e., if it was used to generate the adversarial samples), we propose two complementary strategies to combat this issue. One is to **employ an ensemble of pretrained image encoders**, the similarity will be calculated as follows:  $\frac{1}{N} \sum_{i=1}^N \text{sim}(\mathcal{I}_{\phi_i}(x), \mathcal{I}_{\phi_i}(G_\psi(\mathcal{F}_\theta(x; p); \eta)))$  i.e., calculates the average output across multiple image encoders ( $\mathcal{I}_{\phi_1}, \mathcal{I}_{\phi_2}, \dots, \mathcal{I}_{\phi_N}$ ).

Alternatively, we suggest perturbing the weights  $\phi$  of the employed image encoder  $\mathcal{I}_\phi$  with noise  $\gamma$  to create a **One-Time-Use Image Encoder (OTU)** so in this case  $\hat{\phi} = \phi + \gamma$ . This process must ensure that despite the introduced noise, the encoder’s weights remain conducive to similarity evaluation. Otherwise, the weights may become corrupted, impairing the encoder’s ability to assess image similarity. This strategy allows for the creation of a modified image encoder with perturbed weights, enabling one-time use for similarity evaluation while maintaining the encoder’s functionality.

## 4 Experiments

In this section, we demonstrate the effectiveness of `MirrorCheck` at detecting adversarial samples across VLM-reliant tasks. Additionally, we ablate our method in image classification tasks and explore its performances when using different T2I models and image encoders, as detailed in Appendix C. Note that all models used for our experiments are open-source to enable reproducibility. All our code and models will become publicly available.

### 4.1 Implementation Details

We use validation images sourced from ImageNet-1K [Deng et al., 2009] as the basis for clean images, which are then used to generate adversarial examples and quantitatively assess the robustness of large VLMs, following the methodology outlined in **AttackVLM** [Zhao et al., 2023] and also described in Section 2. For each experiment conducted, we randomly selected 100 or 1000 images. The targeted text descriptions that were used for this purpose are also randomly chosen from MS-COCO captions [Lin et al., 2014], ensuring that each clean image is paired with a corresponding descriptive prompt.

**Adversarial Setting Description.** As mentioned earlier, we followed the settings from [Zhao et al., 2023]. Specifically, we set the perturbation bound to 8 and used the  $l_\infty$  constraint, where the pixel values are in the range  $[0, 255]$ . For transfer-based attacks, we used 100-step PGD for optimization. Each step involved 100 query times for query-based attacks, and the adversarial images were updated using 8-step PGD with the estimated gradient.

**Victim models** ( $\mathcal{F}_\theta(x_{\text{in}}; p)$ ). UniDiffuser [Bao et al., 2023b], BLIP [Li et al., 2022], Img2Prompt [Guo et al., 2023], BLIP-2 [Li et al., 2023b], and MiniGPT-4 [Zhu et al., 2023] serve as our victim models.

**T2I models** ( $G_\psi(t)$ ). Our primary T2I model is Stable Diffusion (SD) [Rombach et al., 2022], predominantly employing the CompVis SD-v1.4 weights. In our ablation studies, we also test the UniDiffuser T2I model [Bao et al., 2023b] and the ControlNet model [Zhang et al., 2023] with the

RunwayML SD-v1.5 weights. We run image generation for 50 time steps and generate images of  $512 \times 512$  pixels in all our experiments.

**Pretrained image encoders** ( $\mathcal{I}_\phi(x_{\text{in}}, x_{\text{gen}})$ ). We use CLIP [Radford et al., 2021], pretrained on OpenAI’s dataset, as our primary image encoder. For the ablations, we employed OpenCLIP [Ilharco et al., 2021], pretrained on the LAION-2B [Schuhmann et al., 2022] dataset, and ImageNet-Pretrained Classifiers (VGG16 [Simonyan and Zisserman, 2014] and ResNet-50 [He et al., 2016], loaded from PyTorch). Both the input images  $x_{\text{in}}$  and generated images  $x_{\text{gen}}$  were preprocessed using the transforms specific to these models.

## 4.2 Baseline methods

To our knowledge, no publicly available defense methods exist for adversarial attacks on VLMs. For comparison, we adapt existing detection approaches [Meng and Chen, 2017, Pu et al., 2016, Xu et al., 2017] developed for image classification. MagNet [Meng and Chen, 2017] uses a detector to identify adversarial inputs by evaluating their proximity to the manifold of clean images via reconstruction errors from autoencoders. Similarly, PuVAE [Pu et al., 2016] employs a variational autoencoder (VAE) to project adversarial examples onto the data manifold, selecting the closest projection as the purified sample. At inference, PuVAE projects inputs to latent spaces of different class labels and uses root mean square error to identify the closest projection, thus removing adversarial perturbations. We adapt MagNet and PuVAE for VLM attack detection by training autoencoders and VAEs on the ImageNet dataset to learn the manifold of clean images. Feature Squeeze [Xu et al., 2017] creates "squeezed" versions of the input and compares model predictions on the original and squeezed inputs; significant discrepancies indicate adversarial examples. For VLMs, we adapt this by creating "squeezed" inputs and comparing the captions generated from the original and squeezed versions.

## 4.3 Results

Table 1: Average Similarity Scores using CLIP’s image encoders to calculate the similarities between input images (Clean, ADV-Transfer, and ADV-Query) and generated images (using Stable Diffusion). The tasks used are image captioning (IC) and visual question answering (VQA). **Key Takeaway:** Our method consistently observes higher similarities for clean settings than adversarial settings.

Victim Model	Task	Setting	CLIP Image Encoders					
			RN50	RN101	ViT-B/16	ViT-B/32	ViT-L/14	Ensemble
UniDiffuser	IC	Clean	<b>0.718</b>	<b>0.811</b>	<b>0.755</b>	0.751	<b>0.713</b>	<b>0.750</b>
		ADV-Transfer	0.414	0.624	0.518	<b>0.804</b>	0.509	0.574
		ADV-Query	0.408	0.667	0.537	0.517	0.533	0.532
BLIP	IC	Clean	<b>0.701</b>	<b>0.805</b>	<b>0.742</b>	<b>0.728</b>	<b>0.698</b>	<b>0.735</b>
		ADV-Transfer	0.385	0.619	0.517	0.479	0.497	0.499
		ADV-Query	0.440	0.675	0.561	0.531	0.550	0.551
BLIP-2	IC	Clean	<b>0.720</b>	<b>0.817</b>	<b>0.762</b>	<b>0.750</b>	<b>0.720</b>	<b>0.754</b>
		ADV-Transfer	0.430	0.637	0.543	0.499	0.526	0.527
		ADV-Query	0.408	0.667	0.546	0.528	0.533	0.536
Img2Prompt	VQA	Clean	<b>0.661</b>	<b>0.780</b>	<b>0.712</b>	<b>0.695</b>	<b>0.670</b>	<b>0.703</b>
		ADV-Transfer	0.380	0.621	0.508	0.478	0.501	0.498
		ADV-Query	0.446	0.681	0.565	0.538	0.563	0.559
MiniGPT-4	VQA	Clean	<b>0.624</b>	<b>0.754</b>	<b>0.681</b>	<b>0.672</b>	<b>0.647</b>	<b>0.678</b>
		ADV-Transfer	0.530	0.693	0.599	0.578	0.558	0.591

**Similarity Scores using Stable Diffusion and CLIP image encoders.** Tables 1 and 3 presents the average similarity scores obtained by using CLIP image encoders to extract the embeddings of input images in different settings and generate images using Stable Diffusion. The results presented in Tables 1 and 3 are based on evaluations conducted on two tasks: image captioning (IC) and visual question answering (VQA). Across different victim models, higher average similarity scores are consistently observed for clean images compared to adversarial ones, showing the effectiveness of our approach in adversarial sample detection. However, variations in performance among victim models reveal the differences

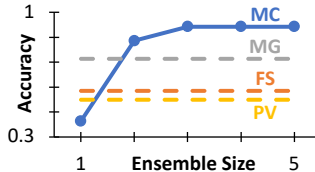


Figure 3: Effect of our ensemble approach on a victim model (Case study: UniDiffuser).

in susceptibility to multimodal adversarial attacks. Notably, in the case of UniDiffuser, there is an instance (using ViT-B/32) where the average similarity score for transfer-based adversarial samples exceeds that of clean ones. This phenomenon occurs when the image encoder used for similarity calculation matches the one employed for generating adversarial samples for that victim model. However, our ensemble approach effectively mitigates such events by leveraging various image encoders, as shown in Figure 3, ensuring robustness against the adversarial attack strategy used.

Table 2: We compare our method’s detection accuracies with baseline methods; FeatureSqueeze (FS), MagNet (MN), PuVAE (PV); which were originally proposed for classification tasks. **Key Takeaway:** In the VLM domain, our method outperforms the baselines in detecting adversarial samples.

Victim Model	Setting	CLIP Image Encoders						Baseline Detection Methods		
		RN50	RN101	ViT-B/16	ViT-B/32	ViT-L/14	Ens.	FS	MN	PV
UniDiffuser	ADV-Transfer	0.94	<b>0.96</b>	0.95	0.39	0.91	0.92	0.56	0.74	0.51
	ADV-Query	<b>0.98</b>	0.95	0.94	0.93	0.88	0.97	0.65	0.85	0.70
BLIP	ADV-Transfer	<b>0.90</b>	0.88	0.84	0.86	0.80	0.89	0.52	0.60	0.50
	ADV-Query	<b>0.89</b>	0.85	0.75	0.81	0.73	0.81	0.57	0.65	0.80
BLIP-2	ADV-Transfer	0.89	<b>0.93</b>	0.84	0.90	0.80	0.90	0.61	0.73	0.52
	ADV-Query	<b>0.92</b>	0.85	0.83	0.86	0.78	0.89	0.61	0.85	0.72
Img2Prompt	ADV-Transfer	<b>0.79</b>	0.75	0.69	0.74	0.69	0.74	0.51	0.56	0.50
	ADV-Query	0.73	0.70	0.67	0.67	0.60	0.68	-	0.65	<b>0.78</b>
MiniGPT-4	ADV-Transfer	0.63	0.65	0.65	<b>0.66</b>	<b>0.66</b>	0.64	0.54	0.51	0.53

Table 3: Similarity scores using 1000 samples for each setting. We observed similar results when using 100 images. The Min and Max similarity scores show the ranges observed on all samples used for the experiment. The average shows that MirrorCheck is able to maximize the difference between clean and adversarial images for all victim models.

Victim Model	Setting	RN50			RN101			ViT-B/16			ViT-B/32			ViT-L/14		
		Avg	Min	Max	Avg	Min	Max	Avg	Min	Max	Avg	Min	Max	Avg	Min	Max
UniDiffuser	Clean	<b>0.720</b>	0.241	0.931	<b>0.818</b>	0.512	0.963	<b>0.758</b>	0.320	0.975	0.750	0.344	0.973	<b>0.723</b>	0.244	0.952
	ADV-Transfer	0.414	0.118	0.872	0.628	0.434	0.938	0.515	0.222	0.852	<b>0.807</b>	0.426	0.958	0.516	0.130	0.820
	ADV-Query	0.421	0.165	0.742	0.676	0.539	0.780	0.551	0.330	0.759	0.528	0.274	0.725	0.547	0.280	0.757
BLIP	Clean	<b>0.699</b>	0.162	0.911	<b>0.804</b>	0.434	0.953	<b>0.741</b>	0.247	0.948	<b>0.723</b>	0.222	0.945	<b>0.705</b>	0.126	0.944
	ADV-Transfer	0.395	0.077	0.823	0.627	0.455	0.858	0.522	0.239	0.847	0.487	0.173	0.798	0.512	0.070	0.828
	ADV-Query	0.443	0.165	0.694	0.679	0.522	0.81	0.563	0.276	0.740	0.534	0.212	0.750	0.561	0.277	0.757
BLIP-2	Clean	<b>0.712</b>	0.151	0.936	<b>0.813</b>	0.422	0.965	<b>0.757</b>	0.248	0.961	<b>0.737</b>	0.213	0.946	<b>0.725</b>	0.189	0.948
	ADV-Transfer	0.439	0.045	0.827	0.644	0.417	0.884	0.543	0.218	0.864	0.498	0.175	0.844	0.544	0.140	0.822
	ADV-Query	0.409	0.124	0.684	0.668	0.488	0.791	0.538	0.316	0.746	0.519	0.301	0.721	0.530	0.249	0.734
Img2Prompt	Clean	<b>0.652</b>	0.212	0.912	<b>0.775</b>	0.454	0.946	<b>0.699</b>	0.297	0.949	<b>0.684</b>	0.236	0.93	<b>0.667</b>	0.151	0.939
	ADV-Transfer	0.389	0.097	0.798	0.626	0.426	0.866	0.517	0.214	0.822	0.481	0.161	0.797	0.308	0.129	0.794
	ADV-Query	0.448	0.116	0.698	0.683	0.501	0.820	0.564	0.316	0.731	0.536	0.240	0.761	0.563	0.270	0.801

Table 4: Detection accuracies using 1000 samples for each setting. TPR is the proportion of actual adversarial images that are correctly identified. FPR is the proportion of clean images incorrectly identified as adversarial. Accuracy is the proportion of correctly identified images (both clean and adversarial).

Victim Model	Setting	RN50			RN101			ViT-B/16			ViT-B/32			ViT-L/14			Ensemble		
		TPR	FPR	ACC	TPR	FPR	ACC	TPR	FPR	ACC	TPR	FPR	ACC	TPR	FPR	ACC	TPR	FPR	ACC
UniDiffuser	ADV-Transfer	0.917	0.085	<b>0.916</b>	0.912	0.088	0.912	0.902	0.098	0.902	0.368	0.636	0.366	0.874	0.127	0.874	0.87	0.13	0.87
	ADV-Query	<b>0.925</b>	0.075	0.925	0.871	0.129	0.871	0.874	0.125	0.875	0.889	0.113	0.888	0.825	0.174	0.826	0.895	0.105	0.895
BLIP	ADV-Transfer	0.905	0.096	<b>0.905</b>	0.894	0.108	0.893	0.876	0.126	0.875	0.887	0.114	0.887	0.84	0.159	0.841	0.898	0.103	0.898
	ADV-Query	0.896	0.104	<b>0.896</b>	0.855	0.144	0.856	0.838	0.162	0.838	0.854	0.144	0.855	0.792	0.213	0.790	0.865	0.136	0.865
BLIP-2	ADV-Transfer	0.882	0.119	0.882	0.883	0.117	0.883	0.873	0.128	0.873	0.898	0.102	<b>0.898</b>	0.835	0.166	0.835	0.891	0.111	0.890
	ADV-Query	0.921	0.082	<b>0.920</b>	0.885	0.117	0.884	0.886	0.114	0.886	0.896	0.104	0.896	0.856	0.144	0.856	0.912	0.090	0.911
Img2Prompt	ADV-Transfer	0.841	0.160	<b>0.841</b>	0.833	0.170	0.832	0.815	0.185	0.815	0.838	0.164	0.837	0.783	0.216	0.784	0.834	0.167	0.8335
	ADV-Query	0.809	0.195	<b>0.807</b>	0.759	0.242	0.7585	0.767	0.235	0.766	0.789	0.213	0.788	0.708	0.295	0.707	0.782	0.220	0.781

**Comparing MirrorCheck detection accuracies with baseline methods.** Using the similarity scores observed in Table 1 and 3, we compute the detection accuracies of our method under different settings. We selected the value of  $\tau$  based on the validation set to maximize the difference between the true positive rate TPR (the proportion of actual adversarial images correctly identified) and the false positive rate FPR (the proportion of clean images incorrectly identified as adversarial), using various image encoders. Subsequently, we compared the performance of our method with baseline methods (FeatureSqueeze [Xu et al., 2017], MagNet [Meng and Chen, 2017], PuVAE

[Hwang et al., 2019]). As illustrated in Tables 2 and 4 on both 100 and 1000 samples, our method consistently outperforms baselines in detecting both transfer-based and query-based adversarial samples. Particularly noteworthy is the performance of our CLIP-based RN50 image encoder, which outshines others across all victim models used, achieving detection accuracies ranging from 73% to 98%. We provide some visualizations in Figure 4. More visuals can be seen in Appendix D.



Figure 4: Visual results using BLIP (Victim Model) and Stable Diffusion (T2I Model). On the left are the images generated using the adversarial images+texts and on the right are the images generated using the clean images+texts.

#### 4.4 Ablations

**Generalization to alternative image encoders and image generation methods.** We demonstrate the versatility of *MirrorCheck* by testing it with different Text-to-Image (T2I) models, namely UniDiffuser [Bao et al., 2023a] and ControlNet [Zhang et al., 2023]. For this, we replace the Stable Diffusion T2I model in our framework with UniDiffuser’s T2I model and ControlNet, respectively. After computing similarity scores for all configurations and victim models, we employ these scores to determine detection accuracies. Our analysis reveals an overall performance enhancement, with ControlNet delivering the most promising outcomes, as seen in Figure 5. These findings prove that *MirrorCheck* is agnostic to the T2I model and can seamlessly be combined with various generative models for image generation. We also substitute our primary image encoder, CLIP [Radford et al., 2021], with alternatives from OpenCLIP [Ilharco et al., 2021] and ImageNet-Pretrained Classifiers (VGG16 and ResNet-50) [Simonyan and Zisserman, 2014, He et al., 2016]. Subsequently, we calculate similarity scores using these image models and determine detection accuracies. Refer to Appendices C.1, C.2, and C.3 for detailed results, from Tables 8 - 18.




Figure 5: We carry out ablations to observe the performance of our approach, *MirrorCheck*, when we replace our baseline T2I Model (Stable Diffusion) with UniDiffuser (UD) and ControlNet (CN). We then compare our detection accuracies with baselines (Feature Squeezing (FS [Xu et al., 2017]), MagNet (MN) [Meng and Chen, 2017], PuVAE (PV) [Hwang et al., 2019]). Detailed results can be found in Appendices C.1, C.2, and C.3. **Key Takeaway:** Across different T2I models, *MirrorCheck* consistently surpasses all baseline methods.

**One-Time-Use Image Encoder Results.** By carefully applying noise to the weights, we ensure that the resulting encoder remains suitable for its intended purpose, facilitating accurate image similarity assessments even in the presence of perturbations. This method is particularly effective in restraining



adaptive attacks, especially when the attacker has knowledge of the original weights. We demonstrate the effectiveness of our One-Time Use (OTU) approach using the CLIP ViT-B/32 image encoder. Detailed results, key observations, and conclusions from our experiments are presented in Appendix C.5 (from Tables 23-27).

Table 5: Robustness of `MirrorCheck` on adversarial samples generated through adaptive attacks carried out based on the attacker’s knowledge of image encoders used in `MirrorCheck` pipeline. The defender employs between one and five pretrained CLIP image encoders with backbones RN50, RN101, ViT-B/16, ViT-B/32, and ViT-L/14. The attacker has knowledge of all, all but one, or all but two of these encoders, and randomly uses the remaining unknown encoders from OpenCLIP encoders.

Attacked Image Encoder	MirrorCheck			MirrorCheck (OTU approach)		
	ALL	ALL but ONE	ALL but TWO	ALL	ALL but ONE	ALL but TWO
ViT-B/32	0.55	0.90	-	0.50	0.90	-
RN50 and ViT-B/32	0.60	0.70	0.90	0.70	0.80	0.90
RN50, ViT-B/32, and ViT-L/14	0.65	0.65	0.80	0.75	0.75	0.80
RN50, ViT-B/16, ViT-B/32, and ViT-L/14	0.65	0.65	0.85	0.75	0.80	0.85
RN50, RN101, ViT-B/16, ViT-B/32, and ViT-L/14	0.75	0.75	0.85	0.85	0.90	0.80

**Robustness to Adaptive Attacks.** Adaptive attacks serve as a critical tool for evaluating defenses against adversarial examples, providing a dynamic and realistic assessment of a model’s robustness by analyzing how attackers adapt their strategies to bypass the proposed defense. `MirrorCheck` effectively shatters the continuous gradients. Then, an attacker’s objective is to generate an adversarial image ( $x_{adv} = x_{in} + \delta$ ) by minimizing the discrepancy between its features and the target caption  $t^*$ , as outlined in the original attack pipeline (Adv-Transfer) [Zhao et al., 2023]. Moreover, the attacker aims to reduce the disparity between the features of  $x_{adv}$  and the image generated from this target caption  $x_{gen}$ , striving for high similarity when our detection method is applied. Furthermore, the attacker will try to maintain a continuous pipeline for the entire attack, ensuring it remains differentiable. To achieve this, they can initiate the following process: starting with the victim VLM, responsible for generating the target caption  $t^*$ , the text embeddings of this caption obtained from the victim model text encoder  $\hat{\mathcal{F}}_\theta(x; p) \rightarrow z$  are directly fed into the image generator of the attacker generative model  $\hat{G}_\phi(z, \eta) \rightarrow x_{gen}$ . This conditioned input generates an image closely resembling the second step of our defense mechanism. To align the text embeddings between the VLM and the generative model, the attacker must train an adapter network (MLP) capable of learning this mapping. With the entire pipeline now continuous, the attacker can perturb the input image by backpropagating through the entire process. This allows them to maximize the similarity between the adversarial image  $x_{adv}$  and both the target caption  $t^*$  and the generated image  $x_{gen}$ . This adaptive attack is illustrated in Figure 6 and Algorithm 1, where the attacker objective function is as follows:

$$\arg \min_{\delta: \|\delta\|_\infty \leq \epsilon} d(\tilde{\mathcal{I}}_\phi(x_{adv}), \tilde{\mathcal{I}}_\phi(G_\psi(t^*; \eta))) + \frac{1}{N} \sum_{j=1}^N d(\mathcal{I}_{\phi_j, \xi}(x_{adv}), \mathcal{I}_{\phi_j, \xi}(\hat{G}_\psi(\mathcal{A}(\hat{\mathcal{F}}_\theta(x_{adv}; p)); \eta))). \quad (3)$$

Given that the attacker lacks knowledge about the specific image encoder  $\mathcal{I}_\phi$  utilized, randomized functions and Expectation over Transformation (EOT) [Athalye et al., 2018b] techniques can be employed to obtain gradients effectively. Therefore, in the adaptive part, the attacker employs multiple random image encoders,  $\mathcal{I}_{\phi_j, \xi}$ , in an attempt to avoid detection, where  $\xi$  denotes the internal randomness of the image encoder. To execute the adaptive attack technique, we vary the assumptions about the attacker’s knowledge of the image encoders used in the defense pipeline. The defender employs between one and five pretrained CLIP image encoders from the following backbones: RN50, RN101, ViT-B/16, ViT-B/32, and ViT-L/14. The attacker may have knowledge of all, all but one, or all but two of these image encoders. When the defender uses more encoders than the attacker knows, the remaining unknown encoders are substituted with OpenCLIP encoders (see Appendix C.6). Additionally, we conduct experiments to show the performance of `MirrorCheck` when the defender employs the OTU approach by introducing noise into these encoders. Table 5 presents the detection accuracy for these experiments, indicating an improvement in detection accuracy when incorporating noise. The results show that using more encoders complicates the attacker’s efforts to evade detection. In summary, employing multiple encoders and integrating noise both enhance robustness against adaptive attacks by increasing the difficulty of generating undetectable adversarial samples.

In our adaptive attack scenario, we consider the most challenging condition, where the attacker has full access to both the victim model and the generative model. Additionally, we explored a simpler approach for the adaptive attack by directly using the target caption  $t^*$  to construct  $x_{gen}$  and search for an adversarial image  $x_{adv}$ . This image is optimized to simultaneously minimize the discrepancy between its features and the target caption  $t^*$ , as outlined in the original attack pipeline and the disparity between the features of  $x_{adv}$  and  $x_{gen}$ . By adding the similarity measure between the adv and gen images to the original attack using the same encoder as the attack, we observed that the attack was effective, and the similarity was indeed high between the  $x_{adv}$  and  $x_{gen}$ .

However, the adversarial image was still detected by other encoders. When we employed a different encoder for optimizing the similarity between the  $x_{adv}$  and  $x_{gen}$ , the similarity score decreased in the original attack. This led to a compromise in the main objective of the attack. We tried averaging the similarity scores across multiple encoders. However, we found that while clean images maintained high similarity scores across all encoders, the adversarial images showed variability.

**Performance of MirrorCheck for Attacks on Image Classification.**

Although our primary focus is on Vision-Language Models (VLMs), we adapted MirrorCheck (MC) to match the configurations used in the baseline methods (Feature Squeezing (FS) [Xu et al., 2017] and MagNet (MN) [Meng and Chen, 2017]), ensuring consistency in the evaluation process. Specifically, when evaluating MirrorCheck against Feature Squeezing, we utilized the same models (DenseNet - CIFAR10 and MobileNet - ImageNet) and adversarial attack methods (FGSM and BIM) as reported in Tables 1 and 4 of [Xu et al., 2017] to maintain a fair comparison. We chose to compare MirrorCheck’s performance using these two attack strategies because FS reported much lower performance on them compared to other utilized attacks. We hypothesize that this is due to the fact that FGSM and BIM are weaker attack strategies, making it more difficult for FS to detect adversarial features.

Table 6: Adapting MirrorCheck (MC) to detect adversarial samples in image classification settings.

Dataset	Classifier	MC	FS	MN
CIFAR10	DenseNet	<b>0.93</b>	0.21	-
	CNN-9	<b>0.89</b>	-	0.53
ImageNet	MobileNet	<b>0.77</b>	0.43	-

However, MirrorCheck achieved significantly better detection accuracy in both adversarial settings. We followed the same process to compare MirrorCheck with MN. The results for the FGSM setting ( $\epsilon = 0.002$  for FS and  $\epsilon = 0.01$  for MN) of both baselines, summarized in Table 6, show a significant improvement over these baselines, demonstrating the versatility of MirrorCheck in the detection of adversarial samples in various domains. Note that the empty cells in Table 6 correspond to methods for which results were not reported in the referenced papers. For instance, CNN-9 was only evaluated on CIFAR10 by MN, while MN did not provide results for DenseNet and MobileNet. Comprehensive reports and additional details are available in Appendix C.4, with detailed evaluations for Feature Squeezing and MagNet in Sections C.4.1 and C.4.2, respectively.

## 5 Discussion

The development of Vision-Language Models (VLMs) has introduced a novel paradigm that mimics human learning from everyday sensory data. Despite their perceived robustness compared to unimodal architectures, recent literature reveals that VLMs are significantly vulnerable to new attack strategies. Recognizing this vulnerability, we introduce MirrorCheck, the first approach specifically tailored to detect adversarial samples in VLMs. Our extensive experiments demonstrate its efficacy across various VLM architectures and attack scenarios. Through quantitative evaluations on datasets such as ImageNet and CIFAR10, we show that MirrorCheck outperforms in detecting both transfer-based and query-based adversarial samples. Additionally, our method showcases robustness and adaptability, effectively functioning across different Text-to-Image (T2I) models and image encoders, underscoring its real-time practical applicability in real-world scenarios.

**Broader Impacts.** The adaptability of MirrorCheck extends beyond VLMs to image classification tasks, where it achieves superior detection accuracies compared to well-established methods like FeatureSqueezing. These results highlight the versatility and effectiveness of our approach in safeguarding against adversarial attacks across various machine learning tasks. By enhancing the security and robustness of VLMs and other machine learning models, MirrorCheck contributes to the broader field of AI safety and reliability. Its ability to detect adversarial samples in real time opens new avenues for deploying secure and resilient AI systems in diverse applications, from autonomous driving to healthcare.

**Limitations.** While MirrorCheck demonstrates strong performance, its effectiveness is influenced by the quality of the pretrained generative model used to generate images from the extracted captions. Any shortcomings in the generative model can directly impact the effectiveness of MirrorCheck in detecting adversarial samples. Future research should focus on this limitation.

## References

N. Aafaq, N. Akhtar, W. Liu, M. Shah, and A. Mian. Controlled caption generation for images through adversarial attacks. *arXiv preprint arXiv:2107.03050*, 2021.

M. Andriushchenko and N. Flammarion. Understanding and improving fast adversarial training. In *Advances in Neural Information Processing Systems*, 2020.

A. Athalye, N. Carlini, and D. A. Wagner. Obfuscated gradients give a false sense of security: Circumventing defenses to adversarial examples. In *International Conference on Machine Learning*, 2018a. URL <https://api.semanticscholar.org/CorpusID:3310672>.

- A. Athalye, L. Engstrom, A. Ilyas, and K. Kwok. Synthesizing robust adversarial examples. In *International conference on machine learning*, pages 284–293. PMLR, 2018b.
- A. Baevski, Y. Zhou, A. Mohamed, and M. Auli. wav2vec 2.0: A framework for self-supervised learning of speech representations. *Advances in neural information processing systems*, 33:12449–12460, 2020.
- F. Bao, S. Nie, K. Xue, Y. Cao, C. Li, H. Su, and J. Zhu. All are worth words: A vit backbone for diffusion models. In *CVPR*, 2023a.
- F. Bao, S. Nie, K. Xue, C. Li, S. Pu, Y. Wang, G. Yue, Y. Cao, H. Su, and J. Zhu. One transformer fits all distributions in multi-modal diffusion at scale. In *International Conference on Machine Learning*, pages 1692–1717. PMLR, 2023b.
- H. Bao, W. Wang, L. Dong, Q. Liu, O. K. Mohammed, K. Aggarwal, S. Som, S. Piao, and F. Wei. VLMO: Unified vision-language pre-training with mixture-of-modality-experts. In A. H. Oh, A. Agarwal, D. Belgrave, and K. Cho, editors, *Advances in Neural Information Processing Systems*, 2022. URL <https://openreview.net/forum?id=bydKs84JEyw>.
- M. Bartolo, T. Thrusch, R. Jia, S. Riedel, P. Stenetorp, and D. Kiela. Improving question answering model robustness with synthetic adversarial data generation. *arXiv preprint arXiv:2104.08678*, 2021.
- Y. Burda, R. Grosse, and R. Salakhutdinov. Importance weighted autoencoders. *arXiv preprint arXiv:1509.00519*, 2015.
- Y. Cao, D. Li, M. Fang, T. Zhou, J. Gao, Y. Zhan, and D. Tao. Tasa: Deceiving question answering models by twin answer sentences attack. *arXiv preprint arXiv:2210.15221*, 2022.
- N. Carlini and D. Wagner. Towards evaluating the robustness of neural networks. In *2017 IEEE Symposium on Security and Privacy (SP)*, pages 39–57. Ieee, 2017.
- N. Carlini, F. Tramer, K. D. Dvijotham, L. Rice, M. Sun, and J. Z. Kolter. (certified!!) adversarial robustness for free! In *The Eleventh International Conference on Learning Representations*, 2023. URL <https://openreview.net/forum?id=JLg5aHHv7j>.
- H. Chen, H. Zhang, P.-Y. Chen, J. Yi, and C.-J. Hsieh. Attacking visual language grounding with adversarial examples: A case study on neural image captioning. *arXiv preprint arXiv:1712.02051*, 2017.
- J. Cohen, E. Rosenfeld, and Z. Kolter. Certified adversarial robustness via randomized smoothing. In K. Chaudhuri and R. Salakhutdinov, editors, *Proceedings of the 36th International Conference on Machine Learning*, volume 97 of *Proceedings of Machine Learning Research*, pages 1310–1320. PMLR, 09–15 Jun 2019. URL <https://proceedings.mlr.press/v97/cohen19c.html>.
- N. Das, M. Shanbhogue, S.-T. Chen, F. Hohman, S. Li, L. Chen, M. E. Kounavis, and D. H. Chau. Shield: Fast, practical defense and vaccination for deep learning using jpeg compression. In *Proceedings of the 24th ACM SIGKDD International Conference on Knowledge Discovery & Data Mining, KDD '18*, page 196–204, New York, NY, USA, 2018. Association for Computing Machinery. ISBN 9781450355520. doi: 10.1145/3219819.3219910. URL <https://doi.org/10.1145/3219819.3219910>.
- P. de Jorge, A. Bibi, R. Volpi, A. Sanyal, P. Torr, G. Rogez, and P. K. Dokania. Make some noise: Reliable and efficient single-step adversarial training. In A. H. Oh, A. Agarwal, D. Belgrave, and K. Cho, editors, *Advances in Neural Information Processing Systems*, 2022. URL [https://openreview.net/forum?id=NENo\\_\\_bExYu](https://openreview.net/forum?id=NENo__bExYu).
- J. Deng, W. Dong, R. Socher, L.-J. Li, K. Li, and L. Fei-Fei. Imagenet: A large-scale hierarchical image database. In *2009 IEEE conference on computer vision and pattern recognition*, pages 248–255. Ieee, 2009.
- Z. Deng, X. Yang, S. Xu, H. Su, and J. Zhu. Libre: A practical bayesian approach to adversarial detection. In *Proceedings of the IEEE/CVF conference on computer vision and pattern recognition*, pages 972–982, 2021.
- J. Dong, S. Moosavi-Dezfooli, J. Lai, and X. Xie. The enemy of my enemy is my friend: Exploring inverse adversaries for improving adversarial training. In *2023 IEEE/CVF Conference on Computer Vision and Pattern Recognition (CVPR)*, pages 24678–24687, Los Alamitos, CA, USA, jun 2023. IEEE Computer Society. doi: 10.1109/CVPR52729.2023.02364. URL <https://doi.ieeeecomputersociety.org/10.1109/CVPR52729.2023.02364>.
- A. Dosovitskiy, L. Beyer, A. Kolesnikov, D. Weissenborn, X. Zhai, T. Unterthiner, M. Dehghani, M. Minderer, G. Heigold, S. Gelly, J. Uszkoreit, and N. Houlsby. An image is worth 16x16 words: Transformers for image recognition at scale, 2021.

- N. Durasov, N. Dorndorf, H. Le, and P. Fua. Zigzag: Universal sampling-free uncertainty estimation through two-step inference. *Transactions on Machine Learning Research*, 2024a. ISSN 2835-8856. URL <https://openreview.net/forum?id=Qsvb6jBXML>.
- N. Durasov, D. Oner, J. Donier, H. Le, and P. Fua. Enabling uncertainty estimation in iterative neural networks. In *International Conference on Machine Learning*, 2024b.
- R. Feinman, R. R. Curtin, S. Shintre, and A. B. Gardner. Detecting adversarial samples from artifacts. *arXiv preprint arXiv:1703.00410*, 2017.
- H. Gangloff, M.-T. Pham, L. Courtrai, and S. Lefèvre. Leveraging vector-quantized variational autoencoder inner metrics for anomaly detection. In *2022 26th International Conference on Pattern Recognition (ICPR)*, pages 435–441. IEEE, 2022.
- I. J. Goodfellow, J. Shlens, and C. Szegedy. Explaining and harnessing adversarial examples, 2015.
- K. Grosse, P. Manoharan, N. Papernot, M. Backes, and P. McDaniel. On the (statistical) detection of adversarial examples. *arXiv preprint arXiv:1702.06280*, 2017.
- J. Guo, J. Li, D. Li, A. M. Huat Tiong, B. Li, D. Tao, and S. Hoi. From images to textual prompts: Zero-shot visual question answering with frozen large language models. In *2023 IEEE/CVF Conference on Computer Vision and Pattern Recognition (CVPR)*, pages 10867–10877, 2023. doi: 10.1109/CVPR52729.2023.01046.
- K. He, X. Zhang, S. Ren, and J. Sun. Deep residual learning for image recognition. In *Proceedings of the IEEE conference on computer vision and pattern recognition*, pages 770–778, 2016.
- I. Higgins, L. Matthey, A. Pal, C. P. Burgess, X. Glorot, M. M. Botvinick, S. Mohamed, and A. Lerchner. beta-vae: Learning basic visual concepts with a constrained variational framework. *ICLR (Poster)*, 3, 2017.
- G. E. Hinton and R. R. Salakhutdinov. Reducing the dimensionality of data with neural networks. *science*, 313 (5786):504–507, 2006.
- C.-H. Ho and N. Vasconcelos. Disco: Adversarial defense with local implicit functions. *Advances in Neural Information Processing Systems*, 35:23818–23837, 2022.
- S. Huang, N. Papernot, I. Goodfellow, Y. Duan, and P. Abbeel. Adversarial attacks on neural network policies. *arXiv preprint arXiv:1702.02284*, 2017.
- U. Hwang, J. Park, H. Jang, S. Yoon, and N. I. Cho. Puvae: A variational autoencoder to purify adversarial examples. *IEEE Access*, 7:126582–126593, 2019.
- F. Iandola, M. Moskewicz, S. Karayev, R. Girshick, T. Darrell, and K. Keutzer. Densenet: Implementing efficient convnet descriptor pyramids. *arXiv preprint arXiv:1404.1869*, 2014.
- G. Ilharco, M. Wortsman, R. Wightman, C. Gordon, N. Carlini, R. Taori, A. Dave, V. Shankar, H. Namkoong, J. Miller, H. Hajishirzi, A. Farhadi, and L. Schmidt. Openclip, 2021. URL <https://doi.org/10.5281/zenodo.5143773>. If you use this software, please cite it as below.
- E. Jang, S. Gu, and B. Poole. Categorical reparameterization with gumbel-softmax. In *International Conference on Learning Representations*, 2017. URL <https://openreview.net/forum?id=rkE3y85ee>.
- C. Jia, Y. Yang, Y. Xia, Y.-T. Chen, Z. Parekh, H. Pham, Q. Le, Y.-H. Sung, Z. Li, and T. Duerig. Scaling up visual and vision-language representation learning with noisy text supervision. In *International conference on machine learning*, pages 4904–4916. PMLR, 2021.
- D. Kaushik, D. Kiela, Z. C. Lipton, and W.-t. Yih. On the efficacy of adversarial data collection for question answering: Results from a large-scale randomized study. *arXiv preprint arXiv:2106.00872*, 2021.
- D. P. Kingma and M. Welling. Auto-Encoding Variational Bayes. In *2nd International Conference on Learning Representations, ICLR 2014, Banff, AB, Canada, April 14-16, 2014, Conference Track Proceedings*, 2014.
- V. Kovatchev, T. Chatterjee, V. S. Govindarajan, J. Chen, E. Choi, G. Chronis, A. Das, K. Erk, M. Lease, J. J. Li, et al. longhorns at dac 2022: How many linguists does it take to fool a question answering model? a systematic approach to adversarial attacks. *arXiv preprint arXiv:2206.14729*, 2022.
- A. Kurakin, I. Goodfellow, and S. Bengio. Adversarial machine learning at scale. *arXiv preprint arXiv:1611.01236*, 2016.
- A. Kurakin, I. J. Goodfellow, and S. Bengio. Adversarial machine learning at scale. In *International Conference on Learning Representations*, 2017. URL <https://openreview.net/forum?id=BJm4T4Kgx>.

- A. Kurakin, I. J. Goodfellow, and S. Bengio. Adversarial examples in the physical world. In *Artificial intelligence safety and security*, pages 99–112. Chapman and Hall/CRC, 2018.
- C. Li, S. Gao, C. Deng, D. Xie, and W. Liu. Cross-modal learning with adversarial samples. *Advances in neural information processing systems*, 32, 2019a.
- C. Li, S. Gao, C. Deng, W. Liu, and H. Huang. Adversarial attack on deep cross-modal hamming retrieval. In *Proceedings of the IEEE/CVF International Conference on Computer Vision*, pages 2218–2227, 2021a.
- D. Li, J. Li, H. Le, G. Wang, S. Savarese, and S. C. Hoi. LAVIS: A one-stop library for language-vision intelligence. In *Proceedings of the 61st Annual Meeting of the Association for Computational Linguistics (Volume 3: System Demonstrations)*, pages 31–41, Toronto, Canada, July 2023a. Association for Computational Linguistics. URL <https://aclanthology.org/2023.acl-demo.3>.
- J. Li, R. Selvaraju, A. Gotmare, S. Joty, C. Xiong, and S. C. H. Hoi. Align before fuse: Vision and language representation learning with momentum distillation. *Advances in neural information processing systems*, 34: 9694–9705, 2021b.
- J. Li, D. Li, C. Xiong, and S. Hoi. Blip: Bootstrapping language-image pre-training for unified vision-language understanding and generation, 2022.
- J. Li, D. Li, S. Savarese, and S. Hoi. Blip-2: Bootstrapping language-image pre-training with frozen image encoders and large language models. In *International conference on machine learning*, pages 19730–19742. PMLR, 2023b.
- L. Li, J. Lei, Z. Gan, and J. Liu. Adversarial vqa: A new benchmark for evaluating the robustness of vqa models. In *Proceedings of the IEEE/CVF International Conference on Computer Vision*, pages 2042–2051, 2021c.
- L. H. Li, M. Yatskar, D. Yin, C.-J. Hsieh, and K.-W. Chang. Visualbert: A simple and performant baseline for vision and language. *arXiv preprint arXiv:1908.03557*, 2019b.
- X. Li, X. Yin, C. Li, P. Zhang, X. Hu, L. Zhang, L. Wang, H. Hu, L. Dong, F. Wei, et al. Oscar: Object-semantics aligned pre-training for vision-language tasks. In *Computer Vision–ECCV 2020: 16th European Conference, Glasgow, UK, August 23–28, 2020, Proceedings, Part XXX 16*, pages 121–137. Springer, 2020.
- T.-Y. Lin, M. Maire, S. Belongie, J. Hays, P. Perona, D. Ramanan, P. Dollár, and C. L. Zitnick. Microsoft coco: Common objects in context. In *Computer Vision–ECCV 2014: 13th European Conference, Zurich, Switzerland, September 6–12, 2014, Proceedings, Part V 13*, pages 740–755. Springer, 2014.
- K. Lis, K. Nakka, M. Salzmann, and P. Fua. Detecting the Unexpected via Image Resynthesis. In *International Conference on Computer Vision*, 2019.
- K. Lis, S. Honari, P. Fua, and M. Salzmann. Detecting Road Obstacles by Erasing Them. In *Transactions on Pattern Analysis and Machine Intelligence*, 2024.
- H. Liu, C. Li, Q. Wu, and Y. J. Lee. Visual instruction tuning, 2023.
- Y. Liu, X. Chen, C. Liu, and D. Song. Delving into transferable adversarial examples and black-box attacks. *arXiv preprint arXiv:1611.02770*, 2016.
- C. J. Maddison, A. Mnih, and Y. W. Teh. The concrete distribution: A continuous relaxation of discrete random variables. *arXiv preprint arXiv:1611.00712*, 2016.
- A. Madry, A. Makelov, L. Schmidt, D. Tsipras, and A. Vladu. Towards deep learning models resistant to adversarial attacks. In *International Conference on Learning Representations*, 2018. URL <https://openreview.net/forum?id=rJzIBfZAb>.
- A. Makhzani, J. Shlens, N. Jaitly, and I. Goodfellow. Adversarial autoencoders. In *International Conference on Learning Representations*, 2016. URL <http://arxiv.org/abs/1511.05644>.
- D. Meng and H. Chen. Magnet: a two-pronged defense against adversarial examples. In *Proceedings of the 2017 ACM SIGSAC conference on computer and communications security*, pages 135–147, 2017.
- J. H. Metzen, T. Genewein, V. Fischer, and B. Bischoff. On detecting adversarial perturbations. In *International Conference on Learning Representations*, 2017a. URL <https://openreview.net/forum?id=SJzCSf9xg>.
- J. H. Metzen, T. Genewein, V. Fischer, and B. Bischoff. On detecting adversarial perturbations. *arXiv preprint arXiv:1702.04267*, 2017b.

- S. Moosavi-Dezfooli, A. Fawzi, and P. Frossard. Deepfool: A simple and accurate method to fool deep neural networks. In *2016 IEEE Conference on Computer Vision and Pattern Recognition (CVPR)*, pages 2574–2582, Los Alamitos, CA, USA, jun 2016. IEEE Computer Society. doi: 10.1109/CVPR.2016.282. URL <https://doi.ieeecomputersociety.org/10.1109/CVPR.2016.282>.
- Y. Nesterov and V. Spokoiny. Random gradient-free minimization of convex functions. *Foundations of Computational Mathematics*, 17(2):527–566, 2017.
- A. Nguyen, J. Yosinski, and J. Clune. Deep neural networks are easily fooled: High confidence predictions for unrecognizable images. In *Proceedings of the IEEE conference on computer vision and pattern recognition*, pages 427–436, 2015.
- W. Nie, B. Guo, Y. Huang, C. Xiao, A. Vahdat, and A. Anandkumar. Diffusion models for adversarial purification. In *International Conference on Machine Learning (ICML)*, 2022.
- N. Papernot, P. McDaniel, S. Jha, M. Fredrikson, Z. B. Celik, and A. Swami. The limitations of deep learning in adversarial settings. In *2016 IEEE European symposium on security and privacy (EuroS&P)*, pages 372–387. IEEE, 2016a.
- N. Papernot, P. McDaniel, X. Wu, S. Jha, and A. Swami. Distillation as a defense to adversarial perturbations against deep neural networks. In *2016 IEEE symposium on security and privacy (SP)*, pages 582–597. IEEE, 2016b.
- J. S. Park, J. O’Brien, C. J. Cai, M. R. Morris, P. Liang, and M. S. Bernstein. Generative agents: Interactive simulacra of human behavior. In *Proceedings of the 36th Annual ACM Symposium on User Interface Software and Technology*, pages 1–22, 2023.
- Y. Pu, Z. Gan, R. Henao, X. Yuan, C. Li, A. Stevens, and L. Carin. Variational autoencoder for deep learning of images, labels and captions. *Advances in neural information processing systems*, 29, 2016.
- A. Radford, J. W. Kim, C. Hallacy, A. Ramesh, G. Goh, S. Agarwal, G. Sastry, A. Askell, P. Mishkin, J. Clark, G. Krueger, and I. Sutskever. Learning transferable visual models from natural language supervision. In M. Meila and T. Zhang, editors, *Proceedings of the 38th International Conference on Machine Learning*, volume 139 of *Proceedings of Machine Learning Research*, pages 8748–8763. PMLR, 18–24 Jul 2021. URL <https://proceedings.mlr.press/v139/radford21a.html>.
- R. Rombach, A. Blattmann, D. Lorenz, P. Esser, and B. Ommer. High-resolution image synthesis with latent diffusion models, 2022.
- K. Roth, Y. Kilcher, and T. Hofmann. The odds are odd: A statistical test for detecting adversarial examples. In *International Conference on Machine Learning*, pages 5498–5507. PMLR, 2019.
- S. Sadhu, D. He, C.-W. Huang, S. H. Mallidi, M. Wu, A. Rastrow, A. Stolcke, J. Droppo, and R. Maas. Wav2vec-c: A self-supervised model for speech representation learning. *arXiv preprint arXiv:2103.08393*, 2021.
- H. Salman, M. Sun, G. Yang, A. Kapoor, and J. Z. Kolter. Denoised smoothing: a provable defense for pretrained classifiers. In *Proceedings of the 34th International Conference on Neural Information Processing Systems, NIPS’20*, Red Hook, NY, USA, 2020. Curran Associates Inc. ISBN 9781713829546.
- P. Samangouei, M. Kabkab, and R. Chellappa. Defense-GAN: Protecting classifiers against adversarial attacks using generative models. In *International Conference on Learning Representations*, 2018. URL <https://openreview.net/forum?id=BkJ3ibb0->.
- M. Sandler, A. Howard, M. Zhu, A. Zhmoginov, and L.-C. Chen. Mobilenetv2: Inverted residuals and linear bottlenecks. In *Proceedings of the IEEE conference on computer vision and pattern recognition*, pages 4510–4520, 2018.
- C. Schuhmann, R. Beaumont, R. Vencu, C. W. Gordon, R. Wightman, M. Cherti, T. Coombes, A. Katta, C. Mullis, M. Wortsman, P. Schramowski, S. R. Kundurthy, K. Crowson, L. Schmidt, R. Kaczmarczyk, and J. Jitsev. LAION-5b: An open large-scale dataset for training next generation image-text models. In *Thirty-sixth Conference on Neural Information Processing Systems Datasets and Benchmarks Track*, 2022. URL <https://openreview.net/forum?id=M3Y74vmsMcY>.
- A. Shafahi, M. Najibi, A. Ghiasi, Z. Xu, J. Dickerson, C. Studer, L. S. Davis, G. Taylor, and T. Goldstein. Adversarial training for free! In *Proceedings of the 33rd International Conference on Neural Information Processing Systems*, Red Hook, NY, USA, 2019. Curran Associates Inc.

- S. Sheng, A. Singh, V. Goswami, J. Magana, T. Thrush, W. Galuba, D. Parikh, and D. Kiela. Human-adversarial visual question answering. *Advances in Neural Information Processing Systems*, 34:20346–20359, 2021.
- K. Simonyan and A. Zisserman. Very deep convolutional networks for large-scale image recognition. *arXiv preprint arXiv:1409.1556*, 2014.
- A. Singh, R. Hu, V. Goswami, G. Couairon, W. Galuba, M. Rohrbach, and D. Kiela. Flava: A foundational language and vision alignment model. *2022 IEEE/CVF Conference on Computer Vision and Pattern Recognition (CVPR)*, pages 15617–15629, 2021. URL <https://api.semanticscholar.org/CorpusID:244954250>.
- W. Su, X. Zhu, Y. Cao, B. Li, L. Lu, F. Wei, and J. Dai. VI-bert: Pre-training of generic visual-linguistic representations. *arXiv preprint arXiv:1908.08530*, 2019.
- C. Szegedy, W. Zaremba, I. Sutskever, J. Bruna, D. Erhan, I. Goodfellow, and R. Fergus. Intriguing properties of neural networks. *arXiv preprint arXiv:1312.6199*, 2013.
- F. Tramèr, A. Kurakin, N. Papernot, I. Goodfellow, D. Boneh, and P. McDaniel. Ensemble adversarial training: Attacks and defenses. *arXiv preprint arXiv:1705.07204*, 2017.
- F. Tramèr, A. Kurakin, N. Papernot, I. Goodfellow, D. Boneh, and P. McDaniel. Ensemble adversarial training: Attacks and defenses. In *International Conference on Learning Representations*, 2018. URL <https://openreview.net/forum?id=rkZvSe-RZ>.
- A. Vaswani, N. Shazeer, N. Parmar, J. Uszkoreit, L. Jones, A. N. Gomez, L. Kaiser, and I. Polosukhin. Attention is all you need, 2023.
- S. Vemprala, R. Bonatti, A. Buckner, and A. Kapoor. Chatgpt for robotics: Design principles and model abilities, 2023.
- P. Vincent, H. Larochelle, I. Lajoie, Y. Bengio, P.-A. Manzagol, and L. Bottou. Stacked denoising autoencoders: Learning useful representations in a deep network with a local denoising criterion. *Journal of machine learning research*, 11(12), 2010.
- X. Wang, Z. Ji, P. Ma, Z. Li, and S. Wang. Instructta: Instruction-tuned targeted attack for large vision-language models, 2024.
- E. Wong, L. Rice, and J. Z. Kolter. Fast is better than free: Revisiting adversarial training. In *International Conference on Learning Representations*, 2020. URL <https://openreview.net/forum?id=BJx040EFvH>.
- W. Xu, D. Evans, and Y. Qi. Feature squeezing: Detecting adversarial examples in deep neural networks. *ArXiv*, abs/1704.01155, 2017. URL <https://api.semanticscholar.org/CorpusID:3851184>.
- X. Xu, X. Chen, C. Liu, A. Rohrbach, T. Darrell, and D. Song. Fooling vision and language models despite localization and attention mechanism, 2018.
- Y. Xu, B. Wu, F. Shen, Y. Fan, Y. Zhang, H. T. Shen, and W. Liu. Exact adversarial attack to image captioning via structured output learning with latent variables. In *Proceedings of the IEEE/CVF Conference on Computer Vision and Pattern Recognition*, pages 4135–4144, 2019.
- Z. Yin, M. Ye, T. Zhang, T. Du, J. Zhu, H. Liu, J. Chen, T. Wang, and F. Ma. Vlattack: Multimodal adversarial attacks on vision-language tasks via pre-trained models. *arXiv preprint arXiv:2310.04655*, 2023.
- M. Yuksekgonul, F. Bianchi, P. Kalluri, D. Jurafsky, and J. Zou. When and why vision-language models behave like bags-of-words, and what to do about it? In *International Conference on Learning Representations*, 2022.
- H. Zhang, Y. Yu, J. Jiao, E. Xing, L. E. Ghaoui, and M. Jordan. Theoretically principled trade-off between robustness and accuracy. In K. Chaudhuri and R. Salakhutdinov, editors, *Proceedings of the 36th International Conference on Machine Learning*, volume 97 of *Proceedings of Machine Learning Research*, pages 7472–7482. PMLR, 09–15 Jun 2019. URL <https://proceedings.mlr.press/v97/zhang19p.html>.
- J. Zhang, Q. Yi, and J. Sang. Towards adversarial attack on vision-language pre-training models, 2022a.
- J. Zhang, Q. Yi, and J. Sang. Towards adversarial attack on vision-language pre-training models. In *Proceedings of the 30th ACM International Conference on Multimedia*, pages 5005–5013, 2022b.
- L. Zhang, A. Rao, and M. Agrawala. Adding conditional control to text-to-image diffusion models. In *Proceedings of the IEEE/CVF International Conference on Computer Vision*, pages 3836–3847, 2023.

- Y. Zhao, T. Pang, C. Du, X. Yang, C. Li, N.-M. Cheung, and M. Lin. On evaluating adversarial robustness of large vision-language models. In *Thirty-seventh Conference on Neural Information Processing Systems*, 2023.
- Y. Zhou. Rethinking reconstruction autoencoder-based out-of-distribution detection. In *Conference on Computer Vision and Pattern Recognition*, pages 7379–7387, 2022.
- Y. Zhou, J. Wu, H. Wang, and J. He. Adversarial robustness through bias variance decomposition: A new perspective for federated learning, 2022.
- D. Zhu, J. Chen, X. Shen, X. Li, and M. Elhoseiny. Minigt-4: Enhancing vision-language understanding with advanced large language models. *arXiv preprint arXiv:2304.10592*, 2023.



## A Related Work

### A.1 Visual-Language Models (VLMs)

Humans possess the remarkable ability to seamlessly integrate information from various sources concurrently. For instance, in conversations, we adeptly interpret verbal cues, body language, facial expressions, and intonation. Similarly, VLMs demonstrate proficiency in processing such multimodal signals, allowing machines to comprehend and generate image-related content that seamlessly merges visual and textual components. Contemporary VLM architectures such as CLIP [Radford et al., 2021] predominantly leverage transformer-based models [Vaswani et al., 2023, Dosovitskiy et al., 2021] for processing both images and text due to their effectiveness in capturing long-range dependencies. At the heart of the transformers lies the multi-head attention mechanism, which plays a pivotal role in these models’ functionality.

To enable multimodal comprehension, VLMs typically comprise three key components: (i) an Image Model responsible for extracting meaningful visual features from visual data, (ii) a Text Model designed to process natural language, and (iii) a Fusion Mechanism to integrate representations from both modalities. Encoders in VLMs can be categorized based on their fusion mechanisms into Fusion encoders [Li et al., 2020, 2021b, 2019b, Su et al., 2019], which directly combine image and text embeddings, Dual encoders [Radford et al., 2021, Li et al., 2022, 2023b, Jia et al., 2021], which process modalities separately before interaction, and Hybrid methods [Singh et al., 2021, Bao et al., 2022] that leverage both approaches. Furthermore, fusion schemes for cross-modal interaction can be classified into single-stream [Li et al., 2020, 2019b, Su et al., 2019, Bao et al., 2022, Singh et al., 2021] and dual-stream [Li et al., 2021b] architectures. The recent surge in multimodal development, driven by advances in vision-language pretraining (VLP) methods, has led to diverse vision-language applications falling into three main categories: (i) Image-text tasks (such as image captioning, retrieval, and visual question answering), (ii) Core computer vision tasks (including image classification, object detection, and image segmentation), and (iii) Video-text tasks (such as video captioning, video-text retrieval, and video question-answering).

### A.2 Adversarial Attacks used for Classification

An adversarial example, within the scope of machine learning, is a sample intentionally manipulated by an adversary to provoke an incorrect output from a target classifier. Typically, in image classification tasks, where the ground truth is based on human perception, defining adversarial examples involves perturbing a correctly classified sample (referred to as the seed example) by a limited amount to generate a misclassified sample (denoted as  $x_{adv}$ ). Existing research on adversarial example generation predominantly centers on image classification models, reflecting the prominence and vulnerability of such models to adversarial attacks. Numerous methodologies have been introduced to craft adversarial examples, encompassing fast gradient-based techniques [Goodfellow et al., 2015, Liu et al., 2016], optimization-based strategies [Szegedy et al., 2013, Carlini and Wagner, 2017], and other innovative approaches [Nguyen et al., 2015, Papernot et al., 2016a]. Notably, [Carlini and Wagner, 2017] introduced state-of-the-art attacks that impose constraints on  $L_0$ ,  $L_2$ , and  $L_\infty$  norms, highlighting the versatility and effectiveness of adversarial attacks across various norm spaces.

Adversarial examples can be categorized as targeted or untargeted depending on the adversary’s objective. In targeted attacks, the adversary aims for the perturbed sample  $x_{adv}$  to be classified as a specific class, while in untargeted attacks, the objective is for  $x_{adv}$  to be classified as any class other than its correct class.

Formally, a targeted adversary seeks to find an  $x_{adv}$  such that the target classifier assigns it to the target class  $y$  while remaining within a certain distance  $\epsilon$  from the original sample  $x_{clean}$ . Conversely, an untargeted adversary aims to find an  $x_{adv}$  which is misclassified compared to the original  $x_{clean}$  within the same distance threshold  $\epsilon$ . The adversary’s strength, denoted as  $\epsilon$ , restricts the allowable transformations applied to the seed example. In contrast, the distance metric  $\Delta(x_{clean}, x_{adv})$  and the threshold  $\epsilon$  model how close an adversarial example needs to be to the original to deceive a human observer. As specified in Section 2, we will introduce some attack strategies used in classification tasks. We also leverage these attacks to test the efficacy of MirrorCheck in this setting;

- **Fast Gradient Sign Method (FGSM,  $L_\infty$ , Untargeted):** The Fast Gradient Sign Method (FGSM) is an adversarial attack technique proposed by Goodfellow et al. [Goodfellow et al., 2015] that efficiently generates adversarial examples for deep neural networks (DNNs). The objective of the FGSM attack is to perturb input data in such a way that it induces misclassification by the target model while ensuring the perturbations are imperceptible to human observers. The main idea behind FGSM is to compute the gradient of the loss function with respect to the input data, and then perturb the input data in the direction that maximizes the loss. Specifically, FGSM calculates the gradient of the loss function with respect to the input data, and then scales the gradient by a small constant  $\epsilon$  to determine the perturbation direction. This perturbation is added to the original input data to create the adversarial example. Mathematically, the FGSM perturbation is defined as:

$$x_{adv} = x_{clean} + \epsilon \cdot \text{sign}(\nabla_x J(w^T x_{clean}), y)$$

where  $\epsilon$  is a small constant controlling the magnitude of the perturbation, and  $\text{sign}$  denotes the sign function. The objective function of the FGSM attack is typically the cross-entropy loss between the predicted and true labels, as it aims to maximize the model's prediction error for the given input.

- **Basic Iterative Method** (BIM,  $L_\infty$ , Untargeted): The Basic Iterative Method (BIM) attack [Feinman et al., 2017], also known as the Iterative Fast Gradient Sign Method (IFGSM), is an iterative variant of the FGSM attack designed to generate stronger adversarial examples. Like FGSM, the objective of the BIM attack is to craft adversarial perturbations that lead to misclassification by the target model while remaining imperceptible to human observers. In the BIM attack, instead of generating a single perturbation in one step, multiple small perturbations are iteratively applied to the input data. This iterative approach allows for finer control over the perturbation process, resulting in adversarial examples that are more effective and harder for the target model to defend against. The BIM attack starts with the original input data and applies small perturbations in the direction of the gradient of the loss function with respect to the input data. After each iteration, the perturbed input data is clipped to ensure it remains within a small  $\epsilon$ -ball around the original input. This process is repeated for a fixed number of iterations or until a stopping criterion is met. Mathematically, the perturbed input at each iteration  $s$  of the BIM attack is given by:

$$x_{\text{adv}}^s = \text{clip}_\epsilon(x_{\text{adv}}^{s-1} + \alpha \cdot \text{sign}(\nabla_x J(w^T x_{\text{clean}}), y))$$

where  $\text{Clip}_\epsilon$  denotes element-wise clipping to ensure the perturbation magnitude does not exceed  $\epsilon$ , and  $\alpha$  is a small step size controlling the magnitude of each perturbation. The BIM attack aims to maximize the loss function while ensuring the perturbations remain bounded within the  $\epsilon$ -ball around the original input.

- **DeepFool** ( $L_2$ , Untargeted): The DeepFool attack [Moosavi-Dezfooli et al., 2016] is an iterative and computationally efficient method for crafting adversarial examples. It operates by iteratively perturbing an input image in a direction that minimally changes the model's prediction. The objective of the DeepFool attack is to find the smallest perturbation that causes a misclassification while ensuring that the adversarial example remains close to the original input in terms of the  $L_2$ -norm. The DeepFool attack starts with the original input image and iteratively computes the perturbation required to push the image across the decision boundary of the model. It computes the gradient of the decision function with respect to the input and then finds the direction in which the decision boundary moves the most. By iteratively applying small perturbations in this direction, the DeepFool attack gradually moves the input image towards the decision boundary until it crosses it. Mathematically, the perturbed input at each iteration of the DeepFool attack is computed as follows:

$$x_{\text{adv}}^s = x_{\text{adv}}^{s-1} + \alpha \cdot \frac{\nabla_f(x_{\text{clean}})}{\|\nabla_f(x_{\text{clean}})\|_2}$$

where  $x_{\text{adv}}^{s-1}$  is the input image at the current iteration  $s$ ,  $\alpha$  is a small step size, and  $\nabla_f(x)$  is the gradient of the decision function with respect to the input image  $x_{\text{clean}}$ . The process continues until the model misclassifies the perturbed input or until a maximum number of iterations is reached.

- **Projected Gradient Descent** (PGD,  $L_2$ , Untargeted): The Projected Gradient Descent (PGD) attack [Madry et al., 2018] is an advanced iterative method used for crafting adversarial examples. It builds upon the Basic Iterative Method (BIM), extending it by continuing the perturbation process until reaching a specified maximum perturbation magnitude. The objective of the PGD attack is to find the smallest perturbation that leads to misclassification while constraining the perturbed example to remain within a specified  $L_p$ -norm distance from the original input. The PGD attack starts with the original input image and iteratively computes the perturbation required to induce misclassification. At each iteration, it calculates the gradient of the loss function with respect to the input and applies a small step in the direction that maximizes the loss while ensuring the perturbed example remains within the specified  $L_p$ -norm ball around the original input. This process continues for a predetermined number of iterations or until a misclassification is achieved. Mathematically, the perturbed input at each iteration of the PGD attack is computed as follows:

$$x_{\text{adv}}^s = \text{clip}(x_{\text{adv}}^{s-1} + \alpha \cdot \text{sign}(\nabla_x J(w^T x_{\text{clean}}), y), x_{\text{adv}} - \epsilon, x_{\text{adv}} + \epsilon)$$

where  $x_{\text{adv}}^{t-1}$  is the input image at the current iteration  $t$ ,  $\alpha$  is the step size,  $\nabla_x J(w^T x_{\text{clean}}, y)$  is the gradient of the loss function with respect to the input image  $x_{\text{clean}}$ , and  $\text{clip}$  function ensures that the perturbed image remains within a specified range defined by the lower and upper bounds.

- **Carlini-Wagner** (C&W,  $L_2$ , Untargeted): The Carlini-Wagner (C&W) attack [Carlini and Wagner, 2017], introduced by Carlini and Wagner in 2017, is a powerful optimization-based method for crafting adversarial examples. Unlike many other attack methods that focus on adding imperceptible perturbations to input data, the C&W attack formulates the attack as an optimization problem aimed at finding the smallest perturbation that leads to misclassification while satisfying certain constraints.

The objective of the C&W attack is to find a perturbation  $\delta$  that minimizes a combination of the perturbation magnitude and a loss function, subject to various constraints. The loss function is typically designed to encourage misclassification while penalizing large perturbations. The constraints ensure that the perturbed example remains within a specified  $L_p$ -norm distance from the original input and maintains perceptual similarity. The objective function of the C&W attack can be formulated as follows:

$$\min \|\delta\|_l + c \cdot f(x_{\text{clean}} + \delta)$$

where  $\|\delta\|_l$  represents the  $L_l$ -norm of the perturbation,  $f(x_{\text{clean}} + \delta)$  is the loss function representing misclassification, and  $c$  is a regularization parameter that balances the trade-off between the perturbation magnitude and the loss function.

## B MirrorCheck as an Autoencoder

In the auto-encoder literature, reconstruction error has been shown to be a reliable indicator of whether a sample is in or out of the training distribution [Zhou, 2022, Durasov et al., 2024a,b]. We now cast `MirrorCheck` as a particular kind of auto-encoder to leverage these results and justify our approach. `MirrorCheck` can be conceptualized within the structure of regular [Hinton and Salakhutdinov, 2006, Vincent et al., 2010, Makhzani et al., 2016] and Variational Autoencoders (VAEs) [Kingma and Welling, 2014, Burda et al., 2015, Higgins et al., 2017], which typically encode input data into a continuous latent space through an encoder and reconstruct the input using a decoder. Unlike typical variational-autoencoders, `MirrorCheck` relies on a discrete, categorical latent space comprising textual descriptions generated from images. In this respect, it is in line with recent VAEs that incorporate categorical latent variables through mechanisms such as the Gumbel-Softmax distribution [Maddison et al., 2016, Jang et al., 2017, Baevski et al., 2020, Sadhu et al., 2021, Gangloff et al., 2022].

The Image-to-Text phase of `MirrorCheck` acts as the encoder, mapping high-dimensional visual data into a discrete latent space represented by text. This process can be mathematically expressed as

$$q_\phi(\mathbf{z}|\mathbf{x}) = \text{Cat}(\mathbf{z}; \boldsymbol{\pi}(\mathbf{x})), \quad (4)$$

where  $\mathbf{x}$  is the input image,  $\mathbf{z}$  represents the latent textual description, `Cat` denotes the categorical distribution, and  $\boldsymbol{\pi}(\mathbf{x})$  is the distribution over the discrete latent variables conditioned on the input image, parameterized by  $\phi$ .

The Text-to-Image phase serves as the decoder. It reconstructs the visual data from these textual descriptions. It can be written as

$$p_\theta(\mathbf{x}|\mathbf{z}) = \text{Bernoulli}(\mathbf{x}; \boldsymbol{\sigma}(\mathbf{z})), \quad (5)$$

where  $\boldsymbol{\sigma}(\mathbf{z})$  models the probability of generating an image  $\mathbf{x}$  from the latent description  $\mathbf{z}$ , parameterized by  $\theta$ . When sampling caption text with a non-zero softmax temperature, these steps resemble the Gumbel-Softmax reparameterization trick, typically used in Variational Autoencoders (VAEs) to sample from the latent [Maddison et al., 2016, Jang et al., 2017].

Thus, using the reconstruction error as an indication of whether an input has been compromised via an adversarial attack is as justified as using it to determine if a sample is out-of-distribution when employing a VAE. This aligns with earlier work [Meng and Chen, 2017, Pu et al., 2016] that showed that this metric is good at detecting adversarial attacks. It is also in the same spirit as approaches to detecting anomalies through segmentation and reconstruction [Lis et al., 2019, 2024].

**Computational Efficiency.** Our experiments were carried out on a machine equipped with 80 CPUs and one NVIDIA Quadro RTX A6000 48GB GPU. The entire defense pipeline takes approximately 15 seconds per image. Within this process, obtaining a caption from the victim VLM model takes around 0.2 seconds, generating an image takes about 5 seconds, and calculating similarity requires approximately 10 seconds. However, this is the worst case scenario and there are multiple methods to improve this time.

## C Additional Empirical Results

### C.1 Similarity Scores and Detection Accuracies using CLIP Image Encoders

Rather than using Stable Diffusion in `MirrorCheck`, we leverage UniDiffuser T2I model [Bao et al., 2023a] and ControlNet [Zhang et al., 2023]. **Key Takeaway:** We observe better accuracies using UniDiffuser, compared to using Stable Diffusion. We also observe better accuracies using ControlNet, compared to using Stable Diffusion, and slightly better overall accuracies compared to UniDiffuser. Tables 7 and 9 show the similarities when using UniDiffuser-T2I [Bao et al., 2023a] and ControlNet [Zhang et al., 2023] for image generation and the CLIP models for evaluation, while Tables 8 and 10 show the detection accuracies.

Table 7: Similarity: UniDiffuser + CLIP.

Victim Model	Setting	CLIP Image Encoder					
		RN50	RN101	ViT-B/16	ViT-B/32	ViT-L/14	Ensemble
UniDiffuser [Bao et al., 2023b]	Clean	<b>0.737</b>	<b>0.826</b>	<b>0.769</b>	0.764	<b>0.721</b>	<b>0.763</b>
	ADV-Transfer	0.408	0.617	0.501	<b>0.765</b>	0.486	0.555
	ADV-Query	0.396	0.659	0.526	0.508	0.520	0.522
BLIP [Li et al., 2022]	Clean	<b>0.713</b>	<b>0.806</b>	<b>0.742</b>	<b>0.730</b>	<b>0.685</b>	<b>0.735</b>
	ADV-Transfer	0.375	0.609	0.500	0.466	0.480	0.486
	ADV-Query	0.417	0.656	0.529	0.503	0.526	0.526
BLIP-2 [Li et al., 2023b]	Clean	<b>0.732</b>	<b>0.823</b>	<b>0.764</b>	<b>0.759</b>	<b>0.720</b>	<b>0.760</b>
	ADV-Transfer	0.425	0.627	0.533	0.491	0.517	0.519
	ADV-Query	0.390	0.652	0.511	0.506	0.510	0.514
Img2Prompt [Guo et al., 2023]	Clean	<b>0.663</b>	<b>0.780</b>	<b>0.703</b>	<b>0.689</b>	<b>0.660</b>	<b>0.699</b>
	ADV-Transfer	0.369	0.607	0.494	0.457	0.474	0.480
	ADV-Query	0.417	0.656	0.522	0.502	0.525	0.525
MiniGPT-4 [Zhu et al., 2023]	Clean	<b>0.599</b>	<b>0.737</b>	<b>0.646</b>	<b>0.641</b>	<b>0.610</b>	<b>0.646</b>
	ADV-Transfer	0.507	0.678	0.570	0.540	0.524	0.564

Table 8: Detection: UniDiffuser + CLIP.

Victim Model	Setting	CLIP Image Encoders					
		RN50	RN101	ViT-B/16	ViT-B/32	ViT-L/14	Ensemble
UniDiffuser [Bao et al., 2023b]	ADV-Transfer	<b>0.935</b>	0.910	0.910	0.470	0.910	0.827
	ADV-Query	<b>0.960</b>	0.905	0.900	0.920	0.865	0.909
BLIP [Li et al., 2022]	ADV-Transfer	0.915	0.910	0.915	<b>0.920</b>	0.845	0.901
	ADV-Query	<b>0.920</b>	0.880	0.900	0.915	0.820	0.887
BLIP-2 [Li et al., 2023b]	ADV-Transfer	0.915	0.930	0.885	<b>0.935</b>	0.860	0.905
	ADV-Query	<b>0.950</b>	0.910	0.920	0.930	0.860	0.914
Img2Prompt [Guo et al., 2023]	ADV-Transfer	<b>0.885</b>	0.870	0.830	<b>0.885</b>	0.810	0.856
	ADV-Query	<b>0.845</b>	0.810	0.805	0.830	0.775	0.813

## C.2 Similarity Scores and Detection Accuracies using ImageNet-Pretrained Classifiers

We calculated detection accuracies (Table 12 using similarity scores (Table 11) gotten from different T2I models (Stable Diffusion [Rombach et al., 2022], UniDiffuser-T2I [Bao et al., 2023a], and ControlNet [Zhang et al., 2023]) and ImageNet-Pretrained Classifiers for evaluation. **Key Takeaway:** MirrorCheck maintains the best performances compared to baselines in Table 2.

## C.3 Similarity Scores using OpenCLIP Image Encoders

We calculate detection accuracies for Stable Diffusion (Table 14), UniDiffuser (Table 16), and ControlNet (Table 18) using their respective similarity scores (Tables 13, 15, 17) and the OpenCLIP [Ilharco et al., 2021] Image Encoders. **Key Takeaway:** We observe better overall detection accuracies on query-based adversarial samples, compared to when using ControlNet+CLIP (Table 10). Generally, MirrorCheck maintains its SOTA detection performance, proving that our approach is agnostic to the choice of T2I models and Image Encoders.

Table 9: Similarity: ControlNet + CLIP.

Victim Model	Setting	CLIP Image Encoder					
		RN50	RN101	ViT-B/16	ViT-B/32	ViT-L/14	Ensemble
UniDiffuser [Bao et al., 2023b]	Clean Image	<b>0.747</b>	<b>0.839</b>	<b>0.768</b>	<b>0.758</b>	<b>0.731</b>	<b>0.769</b>
	ADV-Transfer	0.410	0.621	0.514	0.554	0.514	0.523
	ADV-Query	0.440	0.663	0.555	0.522	0.519	0.540
BLIP [Li et al., 2022]	Clean Image	<b>0.747</b>	<b>0.840</b>	<b>0.770</b>	<b>0.769</b>	<b>0.728</b>	<b>0.770</b>
	ADV-Transfer	0.398	0.625	0.526	0.494	0.511	0.511
	ADV-Query	0.466	0.689	0.575	0.527	0.565	0.564
BLIP-2 [Li et al., 2023b]	Clean Image	<b>0.751</b>	<b>0.844</b>	<b>0.774</b>	<b>0.766</b>	<b>0.735</b>	<b>0.774</b>
	ADV-Transfer	0.388	0.623	0.526	0.493	0.512	0.508
	ADV-Query	0.463	0.684	0.571	0.522	0.565	0.561
Img2Prompt [Guo et al., 2023]	Clean Image	<b>0.661</b>	<b>0.780</b>	<b>0.712</b>	<b>0.695</b>	<b>0.670</b>	<b>0.703</b>
	ADV-Transfer	0.400	0.626	0.532	0.497	0.514	0.514
	ADV-Query	0.463	0.685	0.569	0.534	0.569	0.564

Table 10: Detection: ControlNet + CLIP.

Victim Model	Setting	CLIP Image Encoder					
		RN50	RN101	ViT-B/16	ViT-B/32	ViT-L/14	Ensemble
UniDiffuser [Bao et al., 2023b]	ADV-Transfer	0.935	<b>0.980</b>	0.925	0.895	0.920	0.931
	ADV-Query	0.945	<b>0.965</b>	0.880	0.920	0.880	0.918
BLIP [Li et al., 2022]	ADV-Transfer	0.955	<b>0.965</b>	0.880	0.945	0.880	0.925
	ADV-Query	<b>0.940</b>	0.905	0.870	0.925	0.830	0.894
BLIP-2 [Li et al., 2023b]	ADV-Transfer	0.935	<b>0.950</b>	0.905	0.930	0.900	0.924
	ADV-Query	<b>0.915</b>	0.910	0.880	0.890	0.850	0.889
Img2Prompt [Guo et al., 2023]	ADV-Transfer	<b>0.965</b>	0.940	0.900	0.950	0.890	0.929
	ADV-Query	<b>0.950</b>	0.895	0.860	0.915	0.800	0.884

Table 11: Similarity: (Stable Diffusion, UniDiffuser, ControlNet) + ImageNet-Pretrained Classifiers.

Victim Model	Setting	Stable Diffusion [Rombach et al., 2022]		UniDiffuser [Bao et al., 2023a]		ControlNet [Zhang et al., 2023]	
		ResNet-50	VGG16	ResNet-50	VGG16	ResNet-50	VGG16
UniDiffuser [Bao et al., 2023b]	Clean	<b>0.595</b>	<b>0.666</b>	<b>0.618</b>	<b>0.689</b>	<b>0.561</b>	<b>0.604</b>
	ADV-Transfer	0.185	0.174	0.140	0.161	0.134	0.143
	ADV-Query	0.207	0.190	0.192	0.185	0.222	0.178
BLIP [Li et al., 2022]	Clean	<b>0.574</b>	<b>0.647</b>	<b>0.591</b>	<b>0.661</b>	<b>0.552</b>	<b>0.601</b>
	ADV-Transfer	0.138	0.146	0.116	0.135	0.137	0.124
	ADV-Query	0.178	0.152	0.150	0.135	0.187	0.173
BLIP-2 [Li et al., 2023b]	Clean Image	<b>0.608</b>	<b>0.677</b>	<b>0.633</b>	<b>0.695</b>	<b>0.563</b>	<b>0.601</b>
	ADV-Transfer	0.155	0.179	0.156	0.184	0.112	0.128
	ADV-Query	0.226	0.156	0.193	0.148	0.197	0.148
Img2Prompt [Guo et al., 2023]	Clean	<b>0.538</b>	<b>0.597</b>	<b>0.535</b>	<b>0.605</b>	<b>0.528</b>	<b>0.575</b>
	ADV-Transfer	0.117	0.124	0.124	0.128	0.137	0.150
	ADV-Query	0.188	0.157	0.162	0.146	0.179	0.138

Table 12: Detection: (Stable Diffusion, UniDiffuser, ControlNet) + ImageNet-Pretrained Classifiers.

Victim Model	Setting	Stable Diffusion [Rombach et al., 2022]		UniDiffuser [Bao et al., 2023a]		ControlNet [Zhang et al., 2023]	
		ResNet-50	VGG16	ResNet-50	VGG16	ResNet-50	VGG16
UniDiffuser [Bao et al., 2023b]	ADV-Transfer	0.830	0.835	<b>0.885</b>	0.855	0.855	0.850
	ADV-Query	0.870	0.910	0.875	<b>0.920</b>	0.835	0.855
BLIP [Li et al., 2022]	ADV-Transfer	<b>0.870</b>	<b>0.870</b>	0.865	0.850	0.840	0.825
	ADV-Query	0.860	0.895	0.865	<b>0.915</b>	0.845	0.860
BLIP-2 [Li et al., 2023b]	ADV-Transfer	0.865	0.865	<b>0.895</b>	0.880	0.870	0.845
	ADV-Query	0.855	0.915	0.910	<b>0.940</b>	0.830	0.855
Img2Prompt [Guo et al., 2023]	ADV-Transfer	0.825	0.835	0.865	<b>0.875</b>	0.850	0.815
	ADV-Query	0.820	<b>0.870</b>	0.840	0.850	0.825	0.865

Table 13: Similarity: Stable Diffusion + OpenCLIP.

Victim Model	Setting	OpenCLIP Image Encoders					
		RN50	RN101	ViT-B/16	ViT-B/32	ViT-L/14	Ensemble
UniDiffuser [Bao et al., 2023b]	Clean Image	<b>0.525</b>	<b>0.537</b>	<b>0.618</b>	<b>0.641</b>	<b>0.579</b>	<b>0.580</b>
	ADV-Transfer	0.218	0.232	0.296	0.377	0.253	0.275
	ADV-Query	0.193	0.177	0.226	0.296	0.111	0.200
BLIP [Li et al., 2022]	Clean Image	<b>0.505</b>	<b>0.518</b>	<b>0.598</b>	<b>0.620</b>	<b>0.551</b>	<b>0.558</b>
	ADV-Transfer	0.209	0.216	0.272	0.330	0.235	0.252
	ADV-Query	0.215	0.196	0.237	0.311	0.142	0.220
BLIP-2 [Li et al., 2023b]	Clean Image	<b>0.512</b>	<b>0.534</b>	<b>0.628</b>	<b>0.649</b>	<b>0.591</b>	<b>0.583</b>
	ADV-Transfer	0.221	0.231	0.294	0.350	0.265	0.272
	ADV-Query	0.199	0.175	0.227	0.309	0.122	0.207
Img2Prompt [Guo et al., 2023]	Clean Image	<b>0.450</b>	<b>0.468</b>	<b>0.543</b>	<b>0.578</b>	<b>0.494</b>	<b>0.507</b>
	ADV-Transfer	0.201	0.209	0.266	0.328	0.226	0.246
	ADV-Query	0.217	0.199	0.227	0.306	0.130	0.216

Table 14: Detection: Stable Diffusion + OpenCLIP.

Victim Model	Setting	OpenCLIP Image Encoder					
		RN50	RN101	ViT-B/16	ViT-B/32	ViT-L/14	Ensemble
UniDiffuser [Bao et al., 2023b]	ADV-Transfer	<b>0.925</b>	0.920	<b>0.925</b>	0.910	0.900	0.916
	ADV-Query	0.940	0.950	0.980	0.970	<b>0.990</b>	0.966
BLIP [Li et al., 2022]	ADV-Transfer	0.905	0.925	<b>0.930</b>	0.895	0.890	0.909
	ADV-Query	0.905	0.940	0.955	0.920	<b>0.975</b>	0.939
BLIP-2 [Li et al., 2023b]	ADV-Transfer	0.915	0.915	<b>0.920</b>	0.915	<b>0.920</b>	0.917
	ADV-Query	0.935	0.960	<b>0.970</b>	0.960	<b>0.970</b>	0.959
Img2Prompt [Guo et al., 2023]	ADV-Transfer	0.830	0.820	0.885	<b>0.890</b>	0.810	0.847
	ADV-Query	0.815	0.835	0.900	0.880	<b>0.930</b>	0.872

Table 15: Similarity: UniDiffuser + OpenCLIP.

Victim Model	Setting	OpenCLIP Image Encoder					
		RN50	RN101	ViT-B/16	ViT-B/32	ViT-L/14	Ensemble
UniDiffuser [Bao et al., 2023b]	Clean	<b>0.531</b>	<b>0.547</b>	<b>0.636</b>	<b>0.659</b>	<b>0.578</b>	<b>0.590</b>
	ADV-Transfer	0.202	0.209	0.290	0.371	0.250	0.264
	ADV-Query	0.190	0.183	0.228	0.297	0.104	0.200
BLIP [Li et al., 2022]	Clean	<b>0.512</b>	<b>0.522</b>	<b>0.596</b>	<b>0.627</b>	<b>0.539</b>	<b>0.559</b>
	ADV-Transfer	0.189	0.203	0.271	0.326	0.232	0.244
	ADV-Query	0.194	0.183	0.229	0.293	0.130	0.206
BLIP 2 [Li et al., 2023b]	Clean	<b>0.529</b>	<b>0.539</b>	<b>0.625</b>	<b>0.652</b>	<b>0.577</b>	<b>0.584</b>
	ADV-Transfer	0.196	0.208	0.299	0.353	0.264	0.264
	ADV-Query	0.178	0.172	0.223	0.300	0.112	0.197
Img2Prompt [Guo et al., 2023]	Clean	<b>0.447</b>	<b>0.464</b>	<b>0.532</b>	<b>0.563</b>	<b>0.469</b>	<b>0.495</b>
	ADV-Transfer	0.185	0.194	0.252	0.316	0.207	0.231
	ADV-Query	0.198	0.189	0.226	0.293	0.124	0.206

Table 16: Detection: UniDiffuser + OpenCLIP.

Victim Model	Setting	OpenCLIP Image Encoder					
		RN50	RN101	ViT-B/16	ViT-B/32	ViT-L/14	Ensemble
UniDiffuser [Bao et al., 2023b]	ADV-Transfer	0.925	<b>0.940</b>	0.920	0.900	0.910	0.919
	ADV-Query	0.940	0.940	0.975	<b>0.990</b>	0.980	0.965
BLIP [Li et al., 2022]	ADV-Transfer	0.935	<b>0.960</b>	0.930	0.945	0.900	0.934
	ADV-Query	0.960	0.965	0.965	0.950	<b>0.970</b>	0.962
BLIP-2 [Li et al., 2023b]	ADV-Transfer	0.930	0.930	<b>0.945</b>	0.930	0.910	0.929
	ADV-Query	0.950	0.960	0.965	0.965	<b>0.995</b>	0.967
Img2Prompt [Guo et al., 2023]	ADV-Transfer	0.870	0.855	<b>0.885</b>	0.840	0.875	0.865
	ADV-Query	0.865	0.875	0.890	0.875	<b>0.935</b>	0.888

Table 17: Similarity: ControlNet + OpenCLIP.

Victim Model	Setting	OpenCLIP Image Encoder					
		RN50	RN101	ViT-B/16	ViT-B/32	ViT-L/14	Ensemble
UniDiffuser [Bao et al., 2023b]	Clean	<b>0.531</b>	<b>0.542</b>	<b>0.623</b>	<b>0.647</b>	<b>0.583</b>	<b>0.585</b>
	ADV-Transfer	0.221	0.237	0.303	0.382	0.251	0.279
	ADV-Query	0.203	0.183	0.235	0.304	0.225	0.230
BLIP [Li et al., 2022]	Clean	<b>0.512</b>	<b>0.519</b>	<b>0.601</b>	<b>0.615</b>	<b>0.555</b>	<b>0.560</b>
	ADV-Transfer	0.215	0.221	0.274	0.327	0.235	0.254
	ADV-Query	0.213	0.121	0.231	0.318	0.203	0.233
BLIP-2 [Li et al., 2023b]	Clean	<b>0.531</b>	<b>0.544</b>	<b>0.646</b>	<b>0.660</b>	<b>0.606</b>	<b>0.597</b>
	ADV-Transfer	0.231	0.237	0.303	0.358	0.285	0.283
	ADV-Query	0.208	0.184	0.233	0.313	0.194	0.226
Img2Prompt [Guo et al., 2023]	Clean	<b>0.467</b>	<b>0.475</b>	<b>0.573</b>	<b>0.604</b>	<b>0.519</b>	<b>0.528</b>
	ADV-Transfer	0.203	0.210	0.278	0.321	0.243	0.251
	ADV-Query	0.212	0.196	0.228	0.301	0.193	0.226

Table 18: Detection: ControlNet + OpenCLIP.

Victim Model	Setting	OpenClip Image Encoder					
		RN50	RN101	ViT-B/16	ViT-B/32	ViT-L/14	Ensemble
UniDiffuser [Bao et al., 2023b]	ADV-Transfer	0.900	0.825	0.930	0.845	<b>0.935</b>	0.893
	ADV-Query	0.930	0.940	0.955	0.900	<b>0.960</b>	0.937
BLIP [Li et al., 2022]	ADV-Transfer	0.920	0.960	0.955	0.945	<b>0.985</b>	0.953
	ADV-Query	0.925	0.965	0.970	0.970	<b>0.980</b>	0.962
BLIP-2 [Li et al., 2023b]	ADV-Transfer	0.975	<b>0.990</b>	<b>0.990</b>	0.985	0.965	0.981
	ADV-Query	<b>0.995</b>	<b>0.995</b>	0.990	0.990	0.980	0.990
Img2Prompt [Guo et al., 2023]	ADV-Transfer	0.950	0.910	0.935	<b>0.995</b>	0.945	0.947
	ADV-Query	0.955	0.925	0.935	<b>0.995</b>	<b>0.995</b>	0.961

## C.4 Adapting MirrorCheck for Classification Tasks

### C.4.1 MirrorCheck vs FeatureSqueezing

We implement `MirrorCheck` on DenseNet [Iandola et al., 2014] trained on CIFAR10 and MobileNet [Sandler et al., 2018] trained on ImageNet datasets, following the configurations and hyperparameters outlined in FeatureSqueeze [Xu et al., 2017]. The classifiers are subjected to adversarial attacks using FGSM [Huang et al., 2017] and BIM [Kurakin et al., 2018] strategies. To adapt `MirrorCheck` for comparison with FeatureSqueeze, we input  $x_{in}$  into the classifier  $f_{\theta}(\cdot)$ , extract the predicted class name using `argmax`, and generate an image using either Stable Diffusion or ControlNet. Subsequently, we compute similarity scores and detection results. Table 19 shows classification similarities using Stable Diffusion and ControlNet for image generation and the CLIP Image Encoders for evaluation. Comparing our results in Table 20 with the best reported outcomes from various FeatureSqueezing configurations—Bit Depth, Median Smoothing, Non-Local Mean, and Best Joint Detection—we observe significant improvements. On CIFAR10 with DenseNet, our best setting achieves a detection accuracy of 91.5% against FGSM adversarial samples, compared to FeatureSqueeze’s 20.8%. Similarly, for BIM samples, our approach achieves an accuracy of 87% compared to FeatureSqueeze’s 55%. For ImageNet with MobileNet, our approach also outperforms FeatureSqueeze. Against FGSM samples, our best setting achieves a detection accuracy of 76.5% compared to FeatureSqueeze’s 43.4%, and for BIM samples, it achieves 79.5% compared to FeatureSqueeze’s 64.4%.

Table 19: Classification Similarity: (Stable Diffusion and ControlNet) + CLIP Image Encoders.

Classifier	Setting	CLIP Image Encoder					
		RN50	RN101	ViT-B/16	ViT-B/32	ViT-L/14	Ensemble
DenseNet-CIFAR10	Clean-CN	0.607	<b>0.761</b>	<b>0.729</b>	<b>0.697</b>	<b>0.690</b>	<b>0.697</b>
	ADV-FGSM-CN	0.571	0.729	0.650	0.625	0.594	0.634
	ADV-BIM-CN	<b>0.614</b>	0.750	0.652	0.649	0.606	0.654
	Clean Image-SD	<b>0.543</b>	<b>0.740</b>	<b>0.705</b>	<b>0.671</b>	<b>0.674</b>	<b>0.667</b>
	ADV-FGSM-SD	0.444	0.666	0.572	0.537	0.548	0.553
	ADV-BIM-SD	0.507	0.713	0.593	0.554	0.532	0.579
MobileNet-ImageNet	Clean-CN	<b>0.659</b>	<b>0.786</b>	<b>0.731</b>	<b>0.715</b>	<b>0.711</b>	<b>0.720</b>
	ADV-FGSM-CN	0.578	0.744	0.632	0.634	0.599	0.617
	ADV-BIM-CN	0.540	0.718	0.595	0.601	0.558	0.602
	Clean Image-SD	<b>0.668</b>	<b>0.790</b>	<b>0.729</b>	<b>0.704</b>	<b>0.705</b>	<b>0.719</b>
	ADV-FGSM-SD	0.520	0.712	0.606	0.612	0.585	0.607
	ADV-BIM-SD	0.503	0.693	0.581	0.565	0.538	0.576

Table 20: Detection Accuracy: MirrorCheck vs FeatureSqueezing.

Classifier	Dataset	Defense Method	Configuration	Attack Setting		
				FGSM	BIM	
DenseNet	CIFAR10	FeatureSqueezing	Bit Depth	0.125	0.250	
			Median Smoothing	0.188	0.550	
			Non-Local Mean	0.167	0.525	
			Joint Detection	0.208	0.550	
		MirrorCheck (Using SD)	RN50	0.795	0.620	
			RN101	0.825	0.595	
	ImageNet	MirrorCheck (Using SD)	ViT-B/16	0.860	0.845	
			ViT-B/32	0.915	0.850	
			ViT-L/14	0.850	<b>0.870</b>	
			Ensemble	<b>0.925</b>	0.810	
			MirrorCheck (Using CN)	RN50	0.630	0.450
				RN101	0.650	0.550
MobileNet	CIFAR10	FeatureSqueezing	Bit Depth	0.151	0.556	
			Median Smoothing	0.358	0.444	
			Non-Local Mean	0.226	0.467	
			Joint Detection	0.434	0.644	
		MirrorCheck (Using SD)	RN50	0.745	0.755	
			RN101	0.680	0.720	
	ImageNet	MirrorCheck (Using SD)	ViT-B/16	0.715	0.775	
			ViT-B/32	0.710	0.755	
			ViT-L/14	<b>0.765</b>	0.785	
			Ensemble	0.725	<b>0.800</b>	
			MirrorCheck (Using CN)	RN50	0.685	0.700
				RN101	0.600	0.690
ImageNet	MirrorCheck (Using CN)	ViT-B/16	0.725	0.780		
		ViT-B/32	0.650	0.725		
		ViT-L/14	0.750	0.795		
		Ensemble	0.700	0.735		



### C.4.2 MirrorCheck vs MagNet

We also implement and compare MirrorCheck with MagNet [Meng and Chen, 2017]. Table 21 show the classification similarities using Stable Diffusion [Rombach et al., 2022] for image generation and the CLIP Image Encoders for evaluation. Subsequently, we compare MirrorCheck with MagNet [Meng and Chen, 2017] using the same settings as reported in [Meng and Chen, 2017]. Our approach demonstrate a superior performance over MagNet. **Key Takeaway:** From experiments performed on CIFAR-10, using the classifier specified in [Meng and Chen, 2017], MirrorCheck outperforms MagNet in detecting adversarial samples in classification settings, proving the efficacy of our approach in multiple scenarios. Table 22 shows the comparison with MagNet.

Table 21: Classification Similarity: Stable Diffusion + CLIP Image Encoders.

Setting	Eps ( $\epsilon$ )	CLIP Image Encoder					
		RN50	RN101	ViT-B/16	ViT-B/32	ViT-L/14	Ensemble
Clean		<b>0.554</b>	<b>0.734</b>	<b>0.695</b>	<b>0.664</b>	<b>0.641</b>	<b>0.658</b>
FGSM	$\epsilon = 0.01$	0.456	0.685	0.574	0.542	0.532	0.558
FGSM	$\epsilon = 0.1$	0.408	0.633	0.484	0.475	0.519	0.504
L2-PGD	$\epsilon = 0.01$	0.488	0.691	0.613	0.580	0.563	0.587
L2-PGD	$\epsilon = 0.5$	0.494	0.687	0.601	0.573	0.551	0.581
DeepFool	$\epsilon = 0.1$	0.482	0.689	0.606	0.574	0.560	0.582
C&W	$\epsilon = 0.1$	0.506	0.699	0.620	0.587	0.569	0.596

Table 22: Detection Accuracy: MirrorCheck vs MagNet (MN) [Meng and Chen, 2017].

Setting	Eps ( $\epsilon$ )	CLIP Image Encoder						MN [Meng and Chen, 2017]
		RN50	RN101	ViT-B/16	ViT-B/32	ViT-L/14	Ensemble	
FGSM	$\epsilon = 0.01$	0.660	0.655	0.770	<b>0.790</b>	0.750	0.750	0.525
FGSM	$\epsilon = 0.1$	<b>0.750</b>	<b>0.785</b>	<b>0.890</b>	<b>0.880</b>	<b>0.755</b>	<b>0.845</b>	<b>0.885</b>
L2-PGD	$\epsilon = 0.01$	0.635	0.645	0.730	<b>0.750</b>	0.715	0.735	0.490
L2-PGD	$\epsilon = 0.5$	0.600	0.655	0.720	<b>0.730</b>	0.710	0.710	0.485
DeepFool	$\epsilon = 0.1$	0.625	0.665	0.710	<b>0.735</b>	0.685	0.730	0.525
C&W	$\epsilon = 0.1$	0.590	0.615	<b>0.725</b>	0.705	0.685	0.705	0.530

### C.5 MirrorCheck: One-Time-Use (OTU) Image Encoder Approach

In this section, we show results from different applications of our OTU approach on the CLIP ViT-B/32 Image Encoder. Tables 23, 24, 25, 26, and 27 show the detailed descriptions of each of our experiments, along with our key observations and conclusions.

Table 23: We started by adding different perturbation values  $\eta$  to the CLIP ViT-B/32 Image Encoder weights. **Key Takeaway:** Very small  $\eta$  (i.e.,  $\eta \leq 10^{-4}$ ) doesn't change the model, and large  $\eta$  (i.e.,  $\eta \geq 10^{-2}$ ) destroys the model's usage. This sets our optimal  $\eta$  at  $10^{-4} \leq \eta < 10^{-2}$ .

Victim Model	Setting	One-Time-Use (OTU) ViT-B/32 Image Encoder				
		$\eta = 5 \cdot 10^{-6}$	$\eta = 3 \cdot 10^{-4}$	$\eta = 10^{-3}$	$\eta = 10^{-2}$	$\eta = 10^{-1}$
UniDiffuser	Clean	0.751	0.752	0.755	0.867	0.721
	ADV-Transfer	0.804	0.803	0.778	0.872	0.717
BLIP	Clean	<b>0.728</b>	<b>0.731</b>	<b>0.741</b>	0.871	0.715
	ADV-Transfer	0.478	0.486	0.506	0.866	0.706
BLIP-2	Clean	<b>0.750</b>	<b>0.751</b>	<b>0.758</b>	0.870	0.722
	ADV-Transfer	0.499	0.505	0.524	0.865	0.706
Img2Prompt	Clean	<b>0.695</b>	<b>0.696</b>	<b>0.708</b>	0.862	0.716
	ADV-Transfer	0.478	0.484	0.506	0.859	0.706

Table 24: To prove our conclusion in Table 23, we investigated with more perturbation values. **Key Takeaway:** Larger  $\eta$  values destroy the usefulness of the encoder. Therefore,  $\eta$  should be low enough.

Victim Model	Setting	One-Time-Use (OTU) ViT-B/32 Image Encoder			
		$\eta = 10^{-3}$	$\eta = 5 \cdot 10^{-3}$	$\eta = 10^{-1}$	$\eta = 5 \cdot 10^{-1}$
UniDiffuser	Clean	0.755	0.799	0.721	0.859
	ADV-Transfer	0.778	0.789	0.717	0.855
BLIP	Clean	<b>0.741</b>	<b>0.800</b>	0.715	0.860
	ADV-Transfer	0.506	0.506	0.706	0.857

Table 25: We then investigate which layer carries the most importance for perturbing, to get to our goal of having an OTU encoder. We started by adding different perturbation values  $\eta$  to the weights of the first layer (conv1) of CLIP ViT-B/32 Image Encoder. **Key Takeaway:** We observe similar trends in this case, as compared to Table 23. Our optimal  $\eta$  sits at  $10^{-4} \leq \eta < 10^{-2}$ .

Victim Model	Setting	One-Time-Use (OTU) ViT-B/32 Image Encoder				
		$\eta = 5 \cdot 10^{-6}$	$\eta = 3 \cdot 10^{-4}$	$\eta = 10^{-3}$	$\eta = 10^{-2}$	$\eta = 10^{-1}$
UniDiffuser [Bao et al., 2023b]	Clean	0.751	0.752	0.749	0.882	0.881
	ADV-Transfer	0.804	0.802	0.785	0.865	0.894
Blip [Li et al., 2022]	Clean	<b>0.728</b>	<b>0.728</b>	<b>0.725</b>	0.881	0.887
	ADV-Transfer	0.478	0.482	0.490	0.843	0.877
Blip-2 [Li et al., 2023b]	Clean	<b>0.750</b>	<b>0.749</b>	<b>0.744</b>	0.881	0.888
	ADV-Transfer	0.499	0.502	0.511	0.852	0.883
Img2Prompt [Guo et al., 2023]	Clean	<b>0.695</b>	<b>0.694</b>	<b>0.692</b>	0.875	0.881
	ADV-Transfer	0.478	0.479	0.489	0.845	0.876

Table 26: We also investigate the model’s performance when perturbing the pre-weight layer (*visual.ln\_pre.weight*) of the used encoder. **Key Takeaway:** We observe a slightly different trend in this case. Very small  $\eta$  (i.e.,  $\eta \leq 10^{-4}$ ) still doesn’t change the model; however, larger  $\eta$  (i.e.,  $10^{-4}$ ) produced good results. This implies that for any attack, our OTU approach could create a totally new encoder to be used in **MirrorCheck** by perturbing one or more of the mid-layers.

Victim Model	Setting	One-Time-Use (OTU) ViT-B/32 Image Encoder				
		$\eta = 5 \cdot 10^{-6}$	$\eta = 3 \cdot 10^{-4}$	$\eta = 10^{-3}$	$\eta = 10^{-2}$	$\eta = 10^{-1}$
UniDiffuser	Clean	0.751	0.751	0.751	0.752	<b>0.785</b>
	ADV-Transfer	0.804	0.804	0.804	0.806	0.698
BLIP	Clean	<b>0.728</b>	<b>0.728</b>	<b>0.728</b>	<b>0.730</b>	<b>0.775</b>
	ADV-Transfer	0.478	0.478	0.478	0.481	0.587
BLIP-2	Clean	<b>0.750</b>	<b>0.750</b>	<b>0.750</b>	<b>0.752</b>	<b>0.791</b>
	ADV-Transfer	0.499	0.499	0.499	0.501	0.615
Img2Prompt	Clean	<b>0.695</b>	<b>0.695</b>	<b>0.695</b>	<b>0.697</b>	<b>0.767</b>
	ADV-Transfer	0.478	0.478	0.478	0.480	0.589

Table 27: Finally, we investigate the model’s performance when perturbing the last layers (*visual.ln\_post.weight*). **Key Takeaway:** This trend was the total opposite of what was observed when perturbing the first layer and when perturbing all weights. We observed good performances even when using large  $\eta$  (up to  $5 \cdot 10^{-1}$ ), which implies that there is a good range of encoders that can be created from a pretrained evaluator using our OTU approach. Furthermore, using this approach means that an attacker will find it difficult to create adversarial samples when carrying out an adaptive attack approach against our defense method.

Victim Model	Setting	One-Time-Use (OTU) ViT-B/32 Image Encoder					
		$\eta = 5 \cdot 10^{-6}$	$\eta = 3 \cdot 10^{-4}$	$\eta = 10^{-3}$	$\eta = 10^{-2}$	$\eta = 10^{-1}$	$\eta = 5 \cdot 10^{-1}$
UniDiffuser [Bao et al., 2023b]	Clean	0.751	0.751	0.751	0.748	0.723	
	ADV-Transfer	0.804	0.804	0.804	0.804	0.801	0.781
Blip [Li et al., 2022]	Clean	<b>0.728</b>	<b>0.728</b>	<b>0.728</b>	<b>0.728</b>	<b>0.724</b>	<b>0.696</b>
	ADV-Transfer	0.478	0.479	0.479	0.479	0.473	0.433
Blip-2 [Li et al., 2023b]	Clean	<b>0.750</b>	<b>0.750</b>	<b>0.750</b>	<b>0.750</b>	<b>0.746</b>	<b>0.720</b>
	ADV-Transfer	0.499	0.499	0.499	0.498	0.492	0.450
Img2Prompt [Guo et al., 2023]	Clean	<b>0.695</b>	<b>0.695</b>	<b>0.695</b>	<b>0.695</b>	<b>0.689</b>	<b>0.656</b>
	ADV-Transfer	0.478	0.478	0.478	0.478	0.472	0.429

## C.6 Adaptive Attack

### Algorithm 1 Adaptive Attack to Bypass Defense Mechanisms (Figure 6)

```

1: Input: Original image  $x_{in}$ , target caption  $t$ 
2: Output: Adversarial image  $x_{adv}$ 
3: Initialize:  $\delta \leftarrow 0$ 
4: VLM Model:  $\mathcal{F}_\theta(x_{in}; p) \rightarrow t$ 
5: VLM Model Text Encoder:  $\hat{\mathcal{F}}_\theta(x_{in}) \rightarrow z$ 
6: T2I Model Image Generator:  $\hat{G}_\psi(z) \rightarrow x_{gen}$ 
7: Adapter Network Training: Train adapter  $\mathcal{A}$ 
8: repeat
9:   Encode Input and Generated Images:
10:   $x_{in} + \delta \rightarrow x_{adv}$ 
11:   $\hat{\mathcal{F}}_\theta(x_{adv}) \rightarrow z$ 
12:   $\mathcal{A}(z) \rightarrow z$ 
13:   $\hat{G}_\psi(z) \rightarrow x_{gen}$ 
14:  for  $j = 1$  to  $k$  do
15:     $\mathcal{I}_{\phi_j, \xi}(x_{adv})$ 
16:     $\mathcal{I}_{\phi_j, \xi}(x_{gen})$ 
17:  end for
18:  Compute Loss:
19:   $loss \leftarrow d(\tilde{\mathcal{I}}_\phi(x_{adv}), \tilde{\mathcal{I}}_\phi(G_\psi(t^*; \eta))) + \frac{1}{N} \sum_{j=1}^N d(\mathcal{I}_{\phi_j, \xi}(x_{adv}), \mathcal{I}_{\phi_j, \xi}(\hat{G}_\psi(\mathcal{A}(\hat{\mathcal{F}}_\theta(x_{adv}; p)); \eta)))$ 
20:  Update  $\delta$ :
21:   $\delta \leftarrow \delta - \gamma \cdot \nabla loss$ 
22: until Convergence
23:  $x_{adv} \leftarrow x_{in} + \delta$ 
24: return  $x_{adv}$ 

```

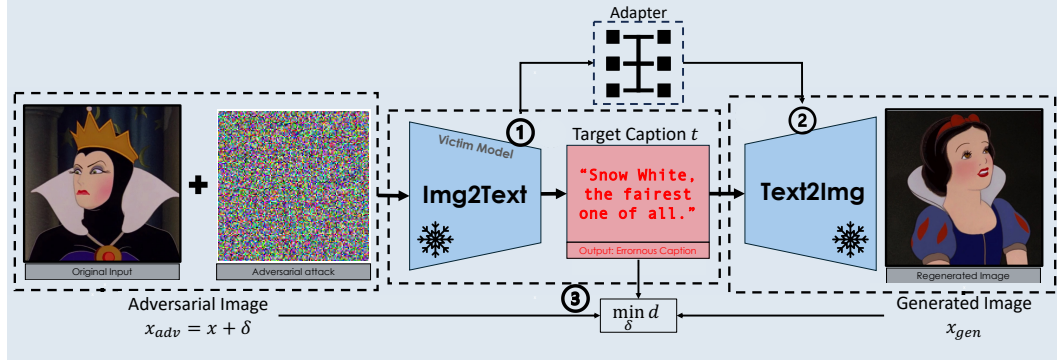


Figure 6: Illustration of the adaptive attack pipeline: (1.) Rather than use the discrete output of the Victim Model (I2T), the attacker seamlessly integrates the embedding layer for the text decoder (2.) with the decoding module of the generative model (T2I), using an *Adapter* for semantics alignment. The goal of the adapter is to (3.) craft adversarial images  $x_{adv}$  such that its distance  $d$  from target caption  $t$  and generated images  $x_{gen}$  is minimized.

We assessed the success of the adaptive attack relative to the standard attack, as the attacker’s primary objective is to maximize the attack’s effectiveness. To accomplish this, we computed the similarity between the target caption and the captions of the adversarial images generated by the adaptive attack. Subsequently, we compared these results with the similarity between the target caption and the captions of adversarial images generated by the standard attack (ADV-Transfer). As illustrated in Table 28, our findings indicate that the adaptive attack yields lower similarity, indicating a less successful attack.

Table 28: Text embedding similarity between the target captions and the captions produced by the victim model attacked using transfer attack (ADV-Transfer) and different adaptive settings.

Victim Model	Setting	CLIP Image Encoder					
		RN50	RN101	ViT-B/16	ViT-B/32	ViT-L/14	Ensemble
UniDiffuser	ADV-Transfer	0.76	0.71	0.74	0.77	0.68	0.73
	Adaptive (ViT-B/32)	0.59	0.61	0.60	0.64	0.53	0.60
	Adaptive (RN50 + ViT-B/32)	0.63	0.60	0.63	0.66	0.55	0.61
	Adaptive (RN50 + ViT-B/32 + ViT-L/14)	0.70	0.64	0.68	0.70	0.60	0.66
	Adaptive (RN50 + ViT-B/16 + ViT-B/32 + ViT-L/14)	0.69	0.64	0.68	0.71	0.62	0.67
	Adaptive (RN50 + RN101 + ViT-B/16 + ViT-B/32 + ViT-L/14)	0.63	0.64	0.66	0.67	0.58	0.64

## D Some Visualization




Figure 7: Visual results using BLIP (Victim Model) and Stable Diffusion (T2I Model).