

INS-MMBench: A Comprehensive Benchmark for Evaluating LVLMs’ Performance in Insurance

Chenwei Lin
School of Computer Science
Fudan University
Shanghai, 200433, China
cwlin23@m.fudan.edu.cn

Hanjia Lyu
Department of Computer Science
University of Rochester
Rochester, NY 14627, USA
hlyu5@ur.rochester.edu

Xian Xu
School of Economics
Fudan University
Shanghai, 200433, China
xianxu@fudan.edu.cn

Jiebo Luo
Department of Computer Science
University of Rochester
Rochester, NY 14627, USA
jluo@cs.rochester.edu

Abstract

*Large Vision-Language Models (LVLMs) and Multimodal Large Language Models (MLLMs) have demonstrated outstanding performance in various general multimodal applications and have shown increasing promise in specialized domains. However, their potential in the insurance domain—characterized by diverse application scenarios and rich multimodal data—remains largely underexplored. To date, there is no systematic review of multimodal tasks, nor a benchmark specifically designed to assess the capabilities of LVLMs in insurance. This gap hinders the development of LVLMs within the insurance industry. This study systematically reviews and categorizes multimodal tasks for 4 representative types of insurance: auto, property, health, and agricultural. We introduce **INS-MMBench**, the first hierarchical benchmark tailored for the insurance domain. INS-MMBench encompasses 22 fundamental tasks, 12 meta-tasks and 5 scenario tasks, enabling a comprehensive and progressive assessment from basic capabilities to real-world use cases. We benchmark 11 leading LVLMs, including closed-source models such as GPT-4o and open-source models like LLaVA. Our evaluation validates the effectiveness of INS-MMBench and offers detailed insights into the strengths and limitations of current LVLMs on a variety of insurance-related multimodal tasks. We hope that INS-MMBench will accelerate the integration of LVLMs into the insurance industry and foster interdisciplinary research. Our dataset and evaluation code are available at <https://github.com/FDU-INS/INS-MMBench>.*

1. Introduction

In recent years, Large Language Models (LLMs) have demonstrated remarkably powerful semantic understanding and conversational capabilities [37, 62, 71, 85, 86], profoundly impacting human work and life. Building on this foundation, Large Vision-Language Models (LVLMs) and Multimodal Large Language Models (MLLMs) have taken a further step by mapping and aligning visual and textual features, enabling the processing and interaction with multimodal data [7, 68, 79, 88]. Researchers have found that LVLMs exhibit exceptional performance in general tasks such as image recognition, document parsing, and OCR processing [40, 74, 77]. Beyond exploring general capabilities, researchers have also begun to apply LVLMs to various specialized domains such as healthcare [34, 66], autonomous driving [20, 47] and social media content analysis [54, 84], highlighting the broad potential of LVLMs in addressing domain-specific challenges and tasks.

Insurance, as a domain characterized by a wide range of multimodal application scenarios, involves extensive use of multimodal data and computer vision algorithms in practical operations [29, 44, 61, 82]. This offers substantial opportunities for integrating LVLMs into the insurance industry. For instance, in auto insurance, analyzing images of damaged vehicles can support rapid assessment and accurate damage estimation [55], while in property insurance, analyzing images of buildings can help evaluate potential risks [75]. However, existing research [48] has only qual-

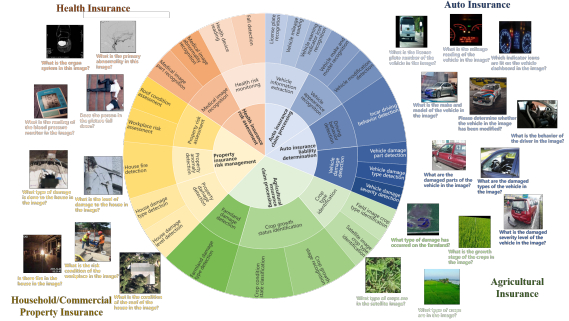
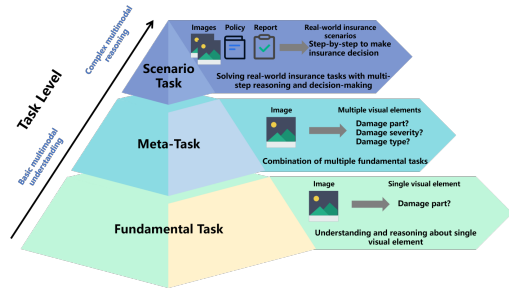


Figure 1. **(Left)** The task pyramid of INS-MMBench. **(Right)** Overview of INS-MMBench. INS-MMBench constructs 5 scenario tasks (represented in the inner circle), 12 meta-tasks (represented in the middle circle) and 22 fundamental tasks (represented in the outer circle) across 4 types of insurance, distinguished by 4 primary colors: blue, orange, yellow, and green. For each fundamental task, we provide an example of image-question pair.

itatively analyzed LVLM applications in insurance, without systematically organizing relevant multimodal tasks or constructing domain-specific benchmarks. This has hindered the comprehensive assessment and broader adoption of LVLMs in the insurance sector.

To address this challenge, we introduce **INS-MMBench**, the first comprehensive and hierarchical benchmark designed to evaluate LVLMs in the insurance domain (Figure 1). We begin by systematically organizing and refining a multimodal task framework spanning four representative types of insurance: auto, property, health, and agricultural. This framework is developed using a bottom-up hierarchical methodology and is structured into three levels: **fundamental task**, which focuses on the understanding of individual insurance-related visual elements; **meta-task**, which involves the compositional understanding of multiple insurance-related visual elements; and **scenario task**, which pertains to real-world insurance tasks requiring multi-step reasoning and decision-making. Next, based on the task framework, we execute a benchmark construction pipeline, including data search, processing, and question/answer construction. INS-MMBench includes a total of 12,052 images, 10,372 thoroughly designed questions (including multiple-choice visual questions and free-text visual questions), comprehensively covering 22 fundamental tasks, 12 meta-tasks, and 5 scenario tasks, aligned with key stages of the insurance process, including underwriting, risk monitoring, and claims processing.

Furthermore, we select 11 LVLMs for evaluation and conduct a comprehensive analysis of the results. The key findings from the evaluation are as follows: (1) None of the evaluated LVLMs achieve a score above 70 on the fundamental tasks. In many cases, their performance **falls short of the human baseline**, underscoring the inherent complexity and domain-specific challenges of insurance-related multimodal tasks; (2) LVLMs face significant challenges in complex insurance scenarios, particularly in **multi-step**

reasoning, suggesting that future improvements should focus on domain-specific multimodal reasoning datasets and reinforcement learning to enhance reasoning capabilities; (3) There are significant differences in LVLMs’ performance across **different insurance types and tasks**, with better results in auto insurance and health insurance compared to property insurance and agricultural insurance, suggesting that real-world adoption may follow a staged approach, prioritizing areas where LVLMs show the most promise; (4) **The gap between open-source and closed-source LVLMs is shrinking**, with some open-source models now approaching or even surpassing the capabilities of closed-source models in some tasks such as medical image recognition, vehicle appearance recognition and farmland damage detection, indicating that fine-tuned open-source models may offer a cost-effective and data-secure alternative for insurance applications; and (5) The primary sources of LVLMs’ errors are the **lack of knowledge and reasoning skills in the insurance field**. While prompt engineering offers partial improvement, significant advancements will require targeted optimization and continued research into domain-adapted LVLMs.

In summary, our main contributions are as follows: (1) We conduct a systematic review and categorization of multimodal tasks across key insurance types, using a bottom-up hierarchical task definition methodology; (2) We introduce INS-MMBench, the first hierarchical benchmark designed to evaluate LVLMs in the insurance domain; and (3) We benchmark multiple representative LVLMs, offering insights to inform and guide future research and development of LVLMs for insurance applications.

2. Related work

2.1. Large Vision-Language Models

With the rapid development of Large Language Models (LLMs) [9, 35, 71], researchers are leveraging the power-

Table 1. Comparison of Different Benchmark Datasets.

Dataset	Type	Size	Models	Potential Overlap
INS-MMBench (Ours)	Domain-specific: insurance	12,052	11	-
SEED-Bench [41]	Comprehensive	19,242	18	No
MMBench [52]	Comprehensive	2,974	14	No
SciFIBench [60]	Task-specific: scientific images	1,000	29	No
MMC-Benchmark [50]	Task-specific: charts	2,000	6	No
OmniMedVQA [34]	Domain-specific: medical	127,995	12	Yes
Mathvista [53]	Domain-specific: math	5,487	9	No

ful generalization capabilities of these pre-trained LLMs for processing and understanding multimodal data [19, 78, 87]. A key area of focus is the use of Large Vision-Language Models (LVLMs) for visual inputs. LVLMs employ visual encoders and visual-to-language adapters to encode the visual features from image data and align these features with textual features. The combined features are then processed by pre-trained LLMs, leading to significant advancements in visual recognition and understanding [73, 79].

Various open-source and closed-source LVLMs are continuously emerging. In the realm of open-source models, notable examples include LLaMA-Adapter [81], LLaVA [51], BLIP-2 [42], MiniGPT-4 [88], and InternVL [12]. These models have successfully integrated visual and textual modalities, achieving commendable results. In the closed-source domain, representative models include GPT-4o [57], GPT-4V [2], Gemini [31], and Qwen-VL [64], all of which have demonstrated outstanding performance in numerous tests and evaluations [30, 45, 77]. We evaluate both open-source and closed-source LVLMs to verify the capability of different models in the insurance domain.

2.2. Benchmarks for LVLMs

As research into LVLMs accelerates, an increasing number of researchers are proposing benchmarks to evaluate the capabilities of models [11, 49, 78, 83]. Based on the scope of capability evaluation, these studies can be categorized into three types: task-specific, comprehensive, and domain-specific benchmarks.

Comprehensive benchmarks aim to evaluate LVLMs across a broad spectrum of general capabilities and tasks. These benchmarks are typically constructed by systematically defining and categorizing the core competencies of LVLMs, enabling wide-ranging and holistic assessments. Representative studies include LVLM-eHub [74], SEED-Bench [39, 40], MMBench [52], MME, and MMT-Bench [80].

Task-specific benchmarks focus on particular tasks and types of visual data, providing detailed task definitions. Examples include SciFIBench [60] for scientific images, MMC-Benchmark [50] for charts, MVBench [43] (using video frames as input) for videos and SEED-Bench-2-Plus [41] for web pages, charts and maps.

Domain-specific benchmarks are designed for visual tasks within specific professional domains. Given the

unique knowledge requirements and task structures in these fields, general-purpose benchmarks often fall short in effectively evaluating LVLM performance. To address this, researchers have developed specialized benchmarks for domains such as healthcare (OmniMedVQA [34]), mathematics [53, 67], autonomous driving (Talk2BEV-Bench [20]), and geography [59]. However, as previously noted, the insurance domain and even the broader finance domain still lack corresponding domain-specific benchmarks for LVLM evaluation [10, 46, 48]. To fill this gap, we introduce INS-MMBench, a domain-specific benchmark designed to advance the development and application of LVLMs in the insurance industry.

As shown in Table 1, we conduct a detailed comparison based on the three benchmark categories outlined above. Six relevant benchmarks are examined across dimensions including benchmark type, dataset size, number of evaluated models, and potential overlap with our benchmark.

3. INS-MMBench

3.1. Task framework

Given the differences in practical workflows among various types of insurance, we select four core types—auto, property, health, and agricultural insurance—for our benchmark. These categories cover both life and property insurance, which dominate the market and are widely representative [21, 70]. Moreover, they feature distinct multimodal tasks closely tied to real-world applications. For instance, auto insurance involves the assessment of vehicle damage through visual inspection, while property insurance covers evaluations of damaged buildings or personal property.

To ensure that our benchmark closely aligns with real-world insurance applications and is capable of evaluating the capabilities of LVLMs in this context, we have developed a bottom-up hierarchical task definition methodology. Based on this methodology, we have constructed a systematic multimodal task framework tailored for the insurance sector. This framework incorporates a three-layer hierarchy: **Fundamental task** focuses on recognizing and understanding an individual insurance-related visual element. **Meta-task** combines multiple related fundamental tasks to enable integrated understanding and reasoning of interconnected visual elements. **Scenario task** simulates real-world insurance application that requires multi-step reasoning and decision-making, thereby capturing the complexity and dynamics inherent in actual operations.

As an example, we discuss the detailed task construction process for auto insurance (Figure 2). Initially, based on the **insurance value chain theory** [24, 25], we select three key stages that are rich in multimodal data and tasks: vehicle underwriting, vehicle risk monitoring, and vehicle claim processing. At each stage, we identify the key visual elements

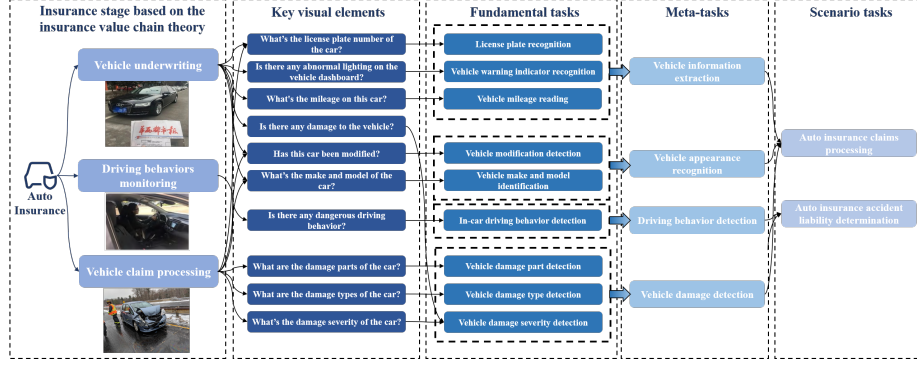


Figure 2. An illustration of our bottom-up hierarchical task definition methodology. First, we identify and categorize different insurance stages. Next, we enumerate the key visual elements required at each stage. Based on these key visual elements, we define the fundamental tasks. Next, we cluster the fundamental tasks into meta-tasks. Finally, we construct scenario tasks by integrating multiple meta-tasks into realistic, end-to-end insurance situations that require multi-step reasoning.

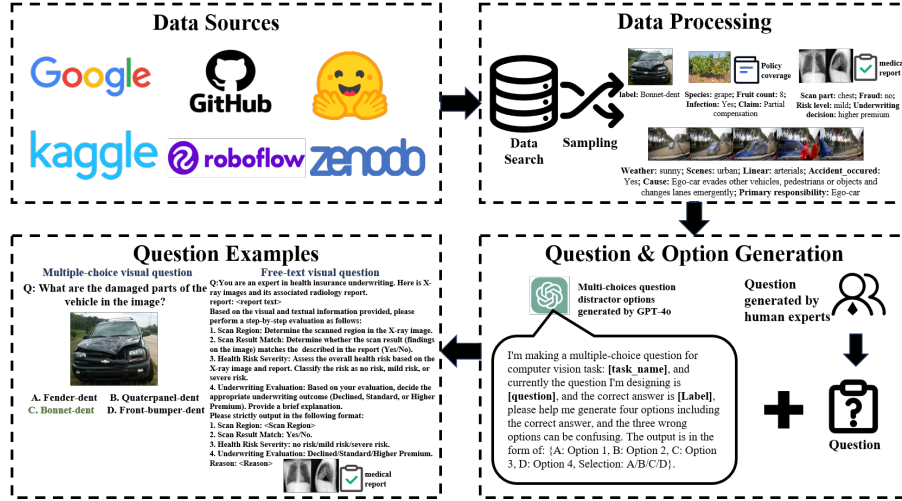


Figure 3. An illustration of our data collection and benchmark construction process. First, we collect datasets from multiple public sources. Next, we perform manual filtering and sampling of the datasets, followed by the necessary data processing. Finally, human experts construct both multiple-choice and free-text visual questions, while GPT-4o is used to generate answer options for a subset of the multi-choice questions.

that insurance operators need to extract. For instance, during the vehicle underwriting stage, operators must identify license plate information, vehicle model, dashboard readings, and vehicle condition. These are essential for information collection, condition verification, and underwriting decision. Based on these key visual elements, we define the fundamental tasks. For example, the requirement to recognize license plate information motivates the definition of the license plate recognition task. By following this process, we define a total of 9 fundamental tasks for auto insurance. Next, we cluster these fundamental tasks based on their characteristics to form 4 meta-tasks. Finally, drawing on real-world insurance scenarios, we integrate various meta-tasks to construct 2 end-to-end insurance scenario

tasks. Following this approach, we have developed a framework consisting of 22 fundamental tasks, 12 meta-tasks, and 5 scenario tasks across the 4 insurance categories.

3.2. Benchmark construction

The details of our data collection and benchmark construction process (Figure 3) are as follows:

Data sources. We search for datasets relevant to each task in our framework by issuing task-specific keywords across several popular public sources, including Google, Kaggle, GitHub, Hugging Face, Zenodo, and Roboflow. When multiple datasets are available for a task, we compare candidates using usage statistics and community feedback, and retain those that best match our needs. Guided by human experts, we prioritize datasets with high applicability

Table 2. Overview of the datasets used in INS-MMBench. The *Images* and *Questions* columns list, respectively, the number of images and the number of questions for each task. The *Type* column denotes the question format, where **choice** refers to multiple-choice visual questions, and **text** refers to free-text visual questions.

Insurance type	Meta-tasks / Scenario tasks name	Fundamental tasks name	Dataset	Images	Questions	Type	
Auto insurance	Vehicle information extraction	License plate recognition	CCPD [76], mjdfodf-qmbuf [72]	250	250	choice	
		Vehicle mileage reading	TRODO [56]	500	500	choice	
		Vehicle warning indicator recognition	dataset_dashboard [17]	500	500	choice	
	Vehicle appearance recognition	Vehicle make and model identification	Stanford Cars [38]	500	500	choice	
		Vehicle modification detection	tuning-car-detection [27]	100	100	choice	
	Driving behavior detection	Incar driving behavior detection	Driver-Distraction-Dataset [26]	500	500	choice	
	Vehicle damage detection	Vehicle damage part detection	car_dent_scratch-detection-1 [63]	500	500	choice	
		Vehicle damage type detection	Cardd [69]	500	500	choice	
		Vehicle damage severity detection	car-crash-severity-detection[6]	308	308	choice	
	Auto insurance claim processing	x	DADA [28]	1350	270	text	
Property insurance	Auto insurance accident liability determination		x	Fast Furious and Insured [33]	400	400	text
	Property risk assessment	Roof condition assessment	damages-svll3 [8]	500	500	choice	
		Workplace risk assessment	worker-safety [16]	100	100	choice	
	Property anomaly detection	House fire detection	fire-detection-cta61 [15]	498	498	choice	
	Property damage detection	House damage type detection	damage-type [4]	469	469	choice	
		House damage level detection	damage-level [3]	409	409	choice	
	Property insurance risk management	x	xBD [32]	400	200	text	
	Health risk monitoring	Fall detection	Fall Detection Dataset[36]	374	374	choice	
		Health device reading	blood-pressure-monitor-display [58]	100	100	choice	
	Health insurance	Medical image recognition	Medical image organ recognition	VQA-Med 2019 [1]	500	500	choice
Medical image abnormality recognition			VQA-Med 2019 [1]	500	500	choice	
Health insurance risk assessment		x	IU-XRay [18]	800	400	text	
Agricultural insurance		Crop type identification	Field image crop type identification	agricultural crop images[5]	250	250	choice
	Satellite image crop type identification		Drone Imagery Classification Training Dataset for Crop Types in Rwanda [13]	498	498	choice	
	Crop growth status identification	crop growth stage recognition	wheat-growth-stage-challenge [23]	500	500	choice	
	Farmland damage detection	Farmland damage type detection	agriculture-vision [14]	500	500	choice	
	Agricultural insurance claim processing	x	Precision viticulture dataset [65]	246	246	text	
Total				12052	10372		

to real insurance scenarios, as summarized in Table 2.

Data processing. This stage comprises two key sub-tasks: sampling and structuring.

- **Sampling:** We apply a carefully designed sampling strategy. For classification tasks with few labels (fewer than 10 in our case), we use stratified sampling to ensure balanced representation and minimize bias. For tasks with more diverse labels, we adopt random sampling to capture a broad spectrum of responses. To balance coverage with the cost of LVLMS evaluation, we sample up to 500 instances per task, or retain the entire dataset when it contains fewer than 500 instances. Details of the selected datasets are provided in Table 2.
- **Structuring:** The raw inputs fall into three formats: (1) an image with a single label, (2) multiple images with multiple labels, and (3) multiple images accompanied by additional textual information (*e.g.*, policies or medical reports) with multiple labels. We convert each dataset into a unified CSV file that records the image path(s), any accompanying text, and the corresponding label(s) for downstream use.

Question and answer construction. We adopt two question formats: multiple-choice visual questions for fundamental tasks and free-text visual questions for scenario tasks. All questions are crafted under the guidance of insurance experts. The construction of answers, however, depends on the question format. For multiple-choice visual questions, if the underlying dataset has four or fewer labels, those labels are used as the options (*e.g.*, the four levels of Vehicle Damage Severity: no accident, minor damage,

moderate damage, and severe damage). When datasets have more complex or open-ended labels, we retain the correct label and employ GPT-4o to generate semantically plausible distractors, thereby completing the option set. For free-text visual questions, we decompose complex insurance scenario into a structured, step-by-step reasoning process and manually construct reference answers under the guidance of experts to reflect real-world decision-making. Following this process, INS-MMBench comprises 12,052 images and 10,372 questions.

4. Experiment

4.1. Experimental setting

Our evaluation proceeds in two stages. In the first stage, we test every selected LVLM on the fundamental tasks in INS-MMBench, obtaining a broad snapshot of each model’s basic multimodal understanding and reasoning abilities in insurance domain. In the second stage, we take the top-performing LVLMS from stage one and subject them to scenario tasks that emulate complete, end-to-end insurance workflows. These tasks involve multi-step visual-text reasoning and offer insight into the models’ potential performance in real-world applications.

Selected LVLMS. We select a representative set of 11 LVLMS for our evaluation. This set includes 8 closed-source LVLMS: GPT-4o, GPT-4V, GPT-4o-mini, Gemini 1.5 Flash, Qwen-VL-Plus, Qwen-VL-Max, GLM4V-Plus-0111 and Claude3V-Haiku as well as 3 open-source LVLMS including LLaVA, Qwen-2.5-VL-32B and Qwen-VL-Chat.

Table 3. Evaluation results of the LVLMs across different meta-tasks. The values in the table represent the average accuracy. Specifically, **VIE** denotes vehicle information extraction, **VAR** denotes vehicle appearance recognition, **DBD** denotes driving behavior detection, **VDD** denotes vehicle damage detection, **HPAD** denotes household/commercial property anomaly detection, **HPDD** denotes household/commercial property damage detection, **HPRA** denotes household/commercial property risk assessment, **HRM** denotes health risk monitoring, **MIR** denotes medical image recognition, **CGSI** denotes crop growth stage identification, **CTI** denotes crop type identification, **FDD** denotes farmland damage detection. The highest and second-highest results are highlighted in **bold** and underlined, respectively.

Model	VIE	VAR	DBD	VDD	HPAD	HPDD	HPRA	HRM	MIR	CGSI	CTI	FDD
GPT-4o	81.12	98.50	<u>88.60</u>	<u>83.94</u>	91.16	47.04	65.50	95.72	<u>66.50</u>	30.80	41.31	<u>34.60</u>
Qwen-VL-Max	75.28	<u>98.20</u>	74.80	81.88	80.72	45.79	71.80	88.24	64.00	29.60	<u>40.37</u>	26.00
Gemini 1.5 Flash	67.28	96.80	79.20	84.40	74.30	46.36	<u>70.40</u>	81.82	66.00	<u>36.60</u>	38.10	21.20
GLM4V-Plus-0111	77.68	92.60	84.40	80.58	58.84	42.94	67.00	90.11	65.90	28.80	33.56	25.60
GPT-4V	72.16	93.60	66.20	80.35	88.35	41.80	65.80	94.12	62.10	23.60	39.17	20.00
GPT-4o-mini	70.24	95.20	85.80	75.23	<u>89.56</u>	39.75	60.60	<u>94.39</u>	52.10	23.80	34.36	15.00
Qwen-VL-Plus	63.84	96.20	69.60	69.88	57.03	39.18	56.40	86.10	57.00	15.40	25.40	18.20
Claude3V-Haiku	45.76	86.8	52.40	66.13	75.10	27.90	62.40	84.49	49.50	19.80	23.53	7.60
Qwen-2.5-VL-32B	76.48	94.80	75.00	77.83	73.69	38.04	64.60	91.98	70.40	27.60	38.90	32.00
Qwen-VL-Chat	44.32	94.60	59.60	55.50	59.04	30.41	60.00	80.75	59.30	15.80	30.62	13.00
LLaVA	32.64	60.20	51.80	49.69	87.35	34.85	65.00	83.69	57.54	21.40	37.57	14.20
Human baseline	<u>79.50</u>	59.50	98.67	52.78	73.33	<u>46.67</u>	63.33	85.00	65.00	60.00	35.00	40.00

Table 4. Evaluation results of the LVLMs across different insurance types. The values in the table represent the average accuracy. The highest and second-highest results are highlighted in **bold** and underlined, respectively.

Model	Overall	Auto insurance	Household/commercial property insurance	Health insurance	Agricultural insurance
GPT-4o	69.70	86.00	63.77	76.73	<u>36.38</u>
Qwen-VL-Max	<u>65.33</u>	80.86	<u>61.99</u>	70.60	33.18
Gemini 1.5 Flash	64.21	<u>79.40</u>	60.18	70.31	32.84
GLM4V-Plus-0111	63.51	<u>81.79</u>	53.57	72.49	29.92
GPT-4V	62.79	<u>77.35</u>	60.55	70.82	29.23
GPT-4o-mini	60.66	<u>77.77</u>	58.53	63.61	25.80
Qwen-VL-Plus	54.94	71.42	48.51	64.92	20.48
Claude3V-Haiku	48.95	59.95	49.63	59.02	17.91
Qwen-2.5-VL-32B	64.10	79.34	54.58	<u>76.27</u>	33.70
Qwen-VL-Chat	48.85	57.64	45.90	65.14	21.34
LLaVA	46.99	45.47	56.82	65.25	26.26
Human baseline	60.45	62.22	60.00	75.00	42.50

Evaluation methods. We employ VLMEvalKit, an open-source evaluation toolkit for LVLMs [22], to conduct our evaluation. This toolkit supports integrated testing of both closed-source and open-source LVLMs and is adaptable to custom benchmarks. We extend VLMEvalKit to suit the two question formats in INS-MMBench. For multiple-choice visual questions, we utilize the combination methods provided by VLMEvalKit—exact matching (identifying “A,” “B,” “C,” or “D” in the output strings) and LLM-based answer extraction (analyzing responses using GPT-4o). For multi-step reasoning free-text visual questions, we first parse each response into explicit reasoning steps and a final decision, then verify every part: classification steps are graded by regex-based exact matching, while numerical steps (such as predicted insurance premiums) are scored by the mean deviation from ground-truth values. This step-wise grading scheme enables us to measure both the reasoning process and the final outcome, yielding a more nuanced picture of each LVLM’s performance in the insurance domain.

Human baseline experiment. Additionally, we conduct a human baseline experiment involving three graduate students specializing in insurance and three industry professionals from leading insurance companies. The industry professionals come from diverse departments, including actuarial, business operations, and strategic development. Together, the participants are tasked with answering a subset of 220 questions (10 from each fundamental task) selected from our benchmark. This approach leverages both academic expertise and practical industry insights, providing a well-rounded evaluation.

4.2. Main results

Tables 3 and 4 present the stage-one evaluation results of LVLMs across meta-tasks and insurance types, respectively. The results are organized into three sections: the first eight rows present the evaluation results of closed-source models, the middle three rows show the evaluation results of open-source models, and the last row provides the human baseline. We then select the top-performing models—GPT-4o, Qwen-VL-Max, and Gemini 1.5 Flash—for further evaluation on five scenario tasks. The stage-two results are presented in Table 5. Based on the results shown in Tables 3, 4 and 5, we draw the following observations.

GPT-4o leads in performance but highlights the challenges of insurance tasks for LVLMs. Overall, GPT-4o outperforms all other models, achieving the highest score of 69.70. However, most LVLMs still fall short of or only marginally exceed the human baseline across many tasks, highlighting the complexity and difficulty of insurance-specific scenarios. These findings suggest substantial room for improvement in adapting LVLMs for real-world applications in the insurance domain.

LVLMs show substantial performance variance across meta-tasks and insurance types. Experimental re-

Table 5. Evaluation results of selected LVLMs across different scenario tasks. The evaluation metrics include two types: (1) Accuracy (%) – metrics evaluating correctness in percentage format, and (2) Difference (Diff) – numerical metrics representing the average deviation between true and predicted values. Rows with a yellow background indicate the final insurance decision for each scenario.

Scenario Tasks	Reason Step	GPT-4o	Qwen-VL-Max	Gemini 1.5 Flash
Auto Insurance Claim Processing	Damage judgment (%)	82.75	86.75	82.00
	Damage Severity (%)	30.50	29.00	25.50
	Estimated Loss (Diff)	6185.61	9584.37	10894.78
	Claim Eligibility (%)	62.00	55.50	47.50
	Final Claim Decision (Diff)	3029.09	3686.32	4258.76
Auto Insurance Accident Liability Determination	Weather Classification (%)	71.11	64.07	71.11
	Scene Classification (%)	81.85	81.85	84.07
	Linear Classification (%)	61.11	54.44	56.30
	Accident Occurrence (%)	55.19	31.48	14.81
	Accident Cause judgment (%)	24.80	9.63	3.33
Health Insurance Risk Assessment	Responsible Party Identification (%)	9.26	5.56	2.59
	Scan Region Classification (%)	94.00	94.25	100.00
	Fraud detection (%)	50.75	56.75	57.75
	Health Risk Assessment (%)	84.07	83.19	85.80
	Underwriting Decision (%)	43.50	22.00	48.25
Property Insurance Risk Management	Disaster Occurrence judgment (%)	67.00	71.50	69.00
	Disaster Type Classification (%)	34.00	32.50	37.00
	Properties Count (Diff)	54.64	43.10	38.77
	Damaged Properties Count (Diff)	18.79	21.03	17.86
	Insurance Decision (%)	51.00	44.50	41.00
Agricultural Insurance Claim Processing	Crop Species Classification (%)	100.00	100.00	97.97
	Fruit Count (Diff)	7.76	6.83	11.57
	Pest Infestation judgment (%)	87.80	85.37	72.36
	Claim Decision (%)	84.15	81.30	68.70

sults show that both open-source and proprietary LVLMs perform better on tasks related to auto and health insurance (e.g., GPT-4o scores 86.00 and 76.73, respectively) than on those involving property and agricultural insurance (e.g., GPT-4o scores drop to 63.77 and 36.38). A more in-depth analysis indicates that this variance stems not only from differences across insurance types but also from the inherent characteristics of the meta-tasks. LVLMs excel in tasks that rely heavily on visual perception and object detection (e.g., vehicle information extraction, vehicle appearance recognition). In contrast, their performance declines significantly in more complex tasks that demand domain-specific knowledge and multi-step reasoning, such as household/commercial property damage detection and crop growth stage identification. These findings suggest that the application of LVLMs in the insurance industry should adopt a phased strategy, initially focusing on tasks where the LVLMs demonstrate strong capabilities, such as auto and health insurance. Meanwhile, further advances in domain adaptation and reasoning enhancement are needed to improve their performance in more specialized tasks and insurance types.

LVLMs face significant challenges in complex insurance scenarios. Although LVLMs demonstrate strong performance in some fundamental tasks and certain reasoning stages of scenario tasks, there remains a substantial gap between their current capabilities and the requirements of real-world scenarios. This is evident from the fact that LVLMs achieve an accuracy exceeding 80% only on the agricultural insurance claim processing task, while their performance on other scenario tasks falls below 50%. These findings

highlight two key challenges. First, existing LVLMs struggle with multi-step reasoning, suggesting that their near-term application in the insurance industry should be limited to specific fundamental tasks where their performance is more reliable. Second, the analysis of stepwise reasoning provides insights into critical weaknesses of LVLMs. For instance, in the auto insurance accident liability determination task, LVLMs struggle to accurately identify accident occurrences and causes, leading to poor performance in the final insurance decision. Future improvements may come from constructing domain-specific multimodal reasoning datasets for the insurance field and applying reinforcement learning to address reasoning deficiencies.

The performance gap between open-source and closed-source LVLMs is narrowing. Although a noticeable disparity remains, results from fundamental tasks in INS-MMBench show that some open-source LVLMs (e.g., Qwen-2.5-VL-32B) are approaching the performance levels of their proprietary counterparts. This trend suggests that, with continued advancements in model development and increased availability of domain-specific data, high-performing, domain-adapted open-source LVLMs could play a critical role in enabling scalable and cost-effective applications in the insurance industry.

4.3. Error analysis and mitigation

To further understand the limitations of LVLMs in the insurance domain, we conduct an in-depth analysis of the errors made by selected models during stage one. Specifically, we examine the error patterns of three LVLMs: GPT-4o, Gemini 1.5 Flash, and Qwen-VL-Max, and categorize the errors into four types: **perception errors** (where LVLMs do not recognize or detect objects or content within an image), **lack of insurance knowledge or reasoning ability** (where LVLMs can perceive the visual content but lack the necessary insurance knowledge or reasoning skills to answer the question correctly), **refusals to answer** (where LVLMs decline to respond to questions they deem sensitive or illegal), and **lack of adherence to instructions** (where LVLMs do not adhere to the task instructions, resulting in irrelevant responses).

The results of error analysis are illustrated in Figure 4. The most frequent error type is the lack of insurance knowledge or reasoning ability, accounting for 59.5%, 63.6%, and 57.2% of the total errors in GPT-4o, Gemini 1.5 Flash, and Qwen-VL-Max, respectively. Due to insufficient specialized knowledge and analytical skills in the insurance field, LVLMs often struggle to accurately evaluate critical factors such as risk conditions and the extent of damage. Perception errors represent the second most prevalent error type. Constrained by the capabilities of their visual encoders, LVLMs often cannot fully recognize and capture detailed content within images, leading to misclassification or mis-

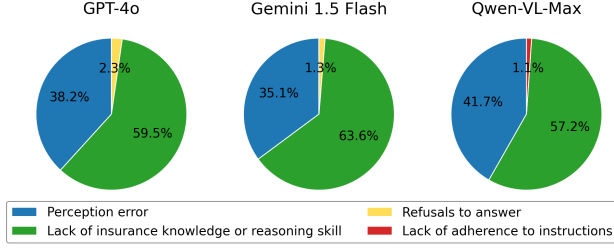


Figure 4. The distribution of error types for GPT-4o, Gemini 1.5 Flash, and Qwen-VL-Max.

understanding. For instance, GPT-4o misinterprets an image of damaged farmland as “an abstract or close-up view of a textured surface with blue and purple hues.” This kind of error is common across all evaluated models.

To address the challenge of limited domain-specific knowledge and reasoning capabilities in the insurance field, we adopt prompt engineering as a mitigation strategy. Specifically, we integrate additional insurance-related information into the original prompts to supplement LVLMs’ knowledge and support their analytical reasoning. We evaluate five LVLMs on three fundamental tasks, using 100 randomly sampled instances per task. As shown in Table 6, enhanced prompts significantly improve performance in most cases. However, in the vehicle damage detection task for Qwen-VL-Max and Qwen-VL-Plus, the inclusion of conflicting information occasionally confuses the models and reduces accuracy. These findings demonstrate that while prompt engineering is an effective approach, it has inherent limitations, highlighting the need for further enhancement of LVLMs’ domain-specific knowledge and reasoning capabilities to enable more robust insurance applications.

4.4. Ablation study

In some of our fundamental tasks, we use GPT-4o to generate distractors for multiple-choice visual questions. This approach may introduce potential bias or insufficient adversarial strength, thereby reducing the confidence in the evaluation results. To address this concern, we conduct additional ablation experiments. Specifically, we select three tasks that require model-generated distractors, comprising a total of 1,500 questions. For these tasks, we generate distractors using Claude 3.5 Haiku and DeepSeek-V3, and evaluate the performance of GPT-4o, Qwen-VL-Max, and Gemini 1.5 Flash. The results (Table 7) indicate that distractors generated by different models can affect the absolute scores of the evaluated models slightly, with fluctuations within 5%. However, these changes do not affect the relative performance rankings of the evaluated LVLMs. Across all distractor sources, the models consistently maintain the same performance order as observed in the original experiments.

Table 6. Performance of LVLMs on selected tasks with enhanced insurance-related prompts. Accuracy (%) is reported for each model. Performance changes are color-coded: green indicates improvement, while red denotes a decline.

Model	House Damage Type Detection	Crop Growth Stage Detection	Vehicle Damage Severity Detection
GPT-4o	48.00/57.00 (+9)	32.00/51.00 (+19)	68.00/80.00 (+12)
GPT-4V	33.00/40.00 (+7)	22.00/52.00 (+30)	68.00/77.00 (+9)
Gemini 1.5 Flash	33.00/47.00 (+14)	28.00/57.00 (+29)	68.00/68.00 (-)
Qwen-VL-Max	27.00/42.00 (+15)	30.00/58.00 (+28)	72.00/61.00 (-11)
Qwen-VL-Plus	35.00/38.00 (+3)	22.00/60.00 (+38)	68.00/58.00 (-10)

Table 7. Results of different distractor generation models.

Task	GPT-4o			QwenVLMax			Gemini-1.5-Flash		
	origin	claude	deepseek	origin	claude	deepseek	origin	claude	deepseek
Driving behavior detection	88.60	85.40	86.60	74.80	75.40	76.00	79.20	80.60	78.60
Medical image recognition	49.00	50.20	46.60	44.00	41.40	40.60	46.40	43.20	44.60
Vehicle appearance recognition	98.20	93.00	96.00	98.20	92.60	95.20	96.80	91.20	93.40

5. Discussions and conclusions

In this paper, we introduce INS-MMBench, a multimodal benchmark tailored for the insurance domain. To the best of our knowledge, this is the first initiative to systematically review multimodal tasks in this sector and to establish an insurance domain-specific benchmark. INS-MMBench comprises 12,052 images and 10,372 questions, covering 4 types of insurance, 5 scenario tasks, 12 meta-tasks, and 22 fundamental tasks, providing a comprehensive framework for assessing the applicability of LVLMs in the insurance domain. Additionally, we evaluate 11 leading LVLMs and provide a detailed analysis of the results, offering an initial exploration into the feasibility of employing LVLMs in insurance applications. Our benchmark and findings aim to guide future research and promote both interdisciplinary collaboration and practical implementation within the industry.

However, this study has some limitations. One constraint is the lack of open-source image datasets specific to the insurance domain, primarily due to privacy concerns. The image data used in this study, sourced from publicly available datasets, has been rigorously curated to align as closely as possible with real-world insurance scenarios. Nevertheless, since these images are not from actual insurance cases, there remains an inherent risk of discrepancy. This highlights the need for collaborative efforts between the insurance industry and the research community to develop dedicated open-source image datasets for this domain. Moreover, while current LVLMs perform reasonably well on basic perception tasks, they still face challenges in tasks requiring complex reasoning and specialized insurance knowledge. Future work may explore fine-tuning LVLMs on domain-specific data or integrating Retrieval-Augmented Generation (RAG), which could enable models to incorporate external knowledge and enhance their reasoning abilities, thereby improving performance in complex insurance-related scenarios.

References

- [1] Asma Ben Abacha, Sadid A Hasan, Vivek V Datla, Joey Liu, Dina Demner-Fushman, and Henning Müller. Vqa-med: Overview of the medical visual question answering task at imageclef 2019. *CLEF (working notes)*, 2(6), 2019. 5
- [2] Josh Achiam, Steven Adler, Sandhini Agarwal, Lama Ahmad, Ilge Akkaya, Florencia Leoni Aleman, Diogo Almeida, Janko Altmenschmidt, Sam Altman, Shyamal Anadkat, et al. Gpt-4 technical report. *arXiv preprint arXiv:2303.08774*, 2023. 3
- [3] Isaac Agyemang. Damage level dataset. <https://universe.roboflow.com/isaac-agyemang/damage-level>, 2021. visited on 2024-05-28. 5
- [4] Isaac Agyemang. Damage type dataset. <https://universe.roboflow.com/isaac-agyemang/damage-type>, 2022. visited on 2024-05-28. 5
- [5] AMAN2000JAISWAL. Agriculture crop images. <https://www.kaggle.com/datasets/aman2000jaishwal/agriculture-crop-images>, 2021. visited on 2024-05-21. 5
- [6] ansonlau1325@gmail.com. Car crash severity detection dataset. <https://universe.roboflow.com/ansonlau1325-gmail-com/car-crash-severity-detection>, 2022. visited on 2024-05-28. 5
- [7] Jinze Bai, Shuai Bai, Shusheng Yang, Shijie Wang, Sinan Tan, Peng Wang, Junyang Lin, Chang Zhou, and Jingren Zhou. Qwen-vl: A frontier large vision-language model with versatile abilities. *arXiv preprint arXiv:2308.12966*, 2023. 1
- [8] Capstone2. Damages dataset. <https://universe.roboflow.com/capstone2/damages-svll3>, 2022. visited on 2024-05-28. 5
- [9] Yupeng Chang, Xu Wang, Jindong Wang, Yuan Wu, Linyi Yang, Kaijie Zhu, Hao Chen, Xiaoyuan Yi, Cunxiang Wang, Yidong Wang, et al. A survey on evaluation of large language models. *ACM Transactions on Intelligent Systems and Technology*, 15(3):1–45, 2024. 2
- [10] Jian Chen, Peilin Zhou, Yining Hua, Yingxin Loh, Kehui Chen, Ziyuan Li, Bing Zhu, and Junwei Liang. Fintextqa: A dataset for long-form financial question answering. *arXiv preprint arXiv:2405.09980*, 2024. 3
- [11] Lin Chen, Jinsong Li, Xiaoyi Dong, Pan Zhang, Yuhang Zang, Zehui Chen, Haodong Duan, Jiaqi Wang, Yu Qiao, Dahua Lin, et al. Are we on the right way for evaluating large vision-language models? *arXiv preprint arXiv:2403.20330*, 2024. 3
- [12] Zhe Chen, Jiannan Wu, Wenhai Wang, Weijie Su, Guo Chen, Sen Xing, Zhong Muyan, Qinglong Zhang, Xizhou Zhu, Lewei Lu, et al. Internvl: Scaling up vision foundation models and aligning for generic visual-linguistic tasks. *arXiv preprint arXiv:2312.14238*, 2023. 3
- [13] Robert Chew, Jay Rineer, Robert Beach, Maggie O’Neil, Noel Ujeneza, Daniel Lapidus, Thomas Miano, Meghan Hegarty-Craver, Jason Polly, and Dorota S Temple. Deep neural networks and transfer learning for food crop identification in uav images. *Drones*, 4(1):7, 2020. 5
- [14] Mang Tik Chiu, Xingqian Xu, Yunchao Wei, Zilong Huang, Alexander G Schwing, Robert Brunner, Hrant Khachatrian, Hovnatan Karapetyan, Ivan Dozier, Greg Rose, et al. Agriculture-vision: A large aerial image database for agricultural pattern analysis. In *Proceedings of the IEEE/CVF Conference on Computer Vision and Pattern Recognition*, pages 2828–2838, 2020. 5
- [15] College. fire detection dataset. <https://universe.roboflow.com/college-pbetq/fire-detection-cta61>, 2023. visited on 2024-05-28. 5
- [16] computer vision. Worker-safety dataset. <https://universe.roboflow.com/computer-vision/worker-safety>, 2022. visited on 2024-05-28. 5
- [17] Dashboarddataset. dataset dashboard dataset. https://universe.roboflow.com/dashboarddataset/dataset_dashboard_, 2024. visited on 2024-05-28. 5
- [18] Dina Demner-Fushman, Marc D Kohli, Marc B Rosenman, Sonya E Shooshan, Laritza Rodriguez, Sameer Antani, George R Thoma, and Clement J McDonald. Preparing a collection of radiology examinations for distribution and retrieval. *Journal of the American Medical Informatics Association*, 23(2):304–310, 2016. 5
- [19] Soham Deshmukh, Benjamin Elizalde, Rita Singh, and Huaming Wang. Pengi: An audio language model for audio tasks. *Advances in Neural Information Processing Systems*, 36:18090–18108, 2023. 3
- [20] Vikrant Dewangan, Tushar Choudhary, Shivam Chandhok, Shubham Priyadarshan, Anushka Jain, Arun K Singh, Siddharth Srivastava, Krishna Murthy Jatavallabhula, and K Madhava Krishna. Talk2bev: Language-enhanced bird’s-eye view maps for autonomous driving. *arXiv preprint arXiv:2310.02251*, 2023. 1, 3
- [21] Tania Driver, Mark Brimble, Brett Freudenberg, and Katherine Hunt. Insurance literacy in australia: Not knowing the value of personal insurance. *Financial Planning Research Journal*, 4(1):53–75, 2018. 3
- [22] Haodong Duan, Junming Yang, Yuxuan Qiao, Xinyu Fang, Lin Chen, Yuan Liu, Xiaoyi Dong, Yuhang Zang, Pan Zhang, Jiaqi Wang, Dahua Lin, and Kai Chen. Vlmevalkit: An open-source toolkit for evaluating large multi-modality models, 2024. 6
- [23] GAURAV DUTTA. Wheat growth stage challenge. <https://www.kaggle.com/datasets/gauravduttakiit/wheat-growth-stage-challenge>, 2023. visited on 2024-05-21. 5
- [24] Martin Eling and Martin Lehmann. The impact of digitalization on the insurance value chain and the insurability of risks. *The Geneva papers on risk and insurance-issues and practice*, 43:359–396, 2018. 3
- [25] Martin Eling, Davide Nuessle, and Julian Staubli. The impact of artificial intelligence along the insurance value chain and on the insurability of risks. *The Geneva Papers on Risk and Insurance-Issues and Practice*, 47(2):205–241, 2022. 3
- [26] Amal Ezzouhri, Zakaria Charouh, Mounir Ghogho, and Zouhair Guennoun. Robust deep learning-based driver distraction detection and classification. *IEEE Access*, 9: 168080–168092, 2021. 5
- [27] f-rid nagiyev. Tuning car detection dataset. <https://universe.roboflow.com/f-rid-nagiyev/>

tuning-car-detection, 2023. visited on 2024-05-28. 5

- [28] Jianwu Fang, Dingxin Yan, Jiahuan Qiao, Jianru Xue, and Hongkai Yu. Dada: Driver attention prediction in driving accident scenarios. *IEEE transactions on intelligent transportation systems*, 23(6):4959–4971, 2021. 5
- [29] Nisaja Fernando, Abimani Kumarage, Vithyashagar Thiyanathan, Radesh Hillary, and Lakmini Abeywardhana. Automated vehicle insurance claims processing using computer vision, natural language processing. In *2022 22nd International Conference on Advances in ICT for Emerging Regions (ICTer)*, pages 124–129. IEEE, 2022. 1
- [30] Chaoyou Fu, Renrui Zhang, Haojia Lin, Zihan Wang, Timin Gao, Yongdong Luo, Yubo Huang, Zhengye Zhang, Longtian Qiu, Gaoxiang Ye, et al. A challenger to gpt-4v? early explorations of gemini in visual expertise. *arXiv preprint arXiv:2312.12436*, 2023. 3
- [31] Google. Gemini pro. <https://deepmind.google/technologies/gemini/pro/>, 2024. Accessed: 2024-05-23. 3
- [32] Ritwik Gupta, Bryce Goodman, Nirav Patel, Ricky Hosfelt, Sandra Sajeev, Eric Heim, Jigar Doshi, Keane Lucas, Howie Choset, and Matthew Gaston. Creating xbd: A dataset for assessing building damage from satellite imagery. In *Proceedings of the IEEE/CVF conference on computer vision and pattern recognition workshops*, pages 10–17, 2019. 5
- [33] HackerEarth. Hackerearth machine learning challenge: Vehicle insurance claim, 2020. Accessed: Jan 6, 2025. 5
- [34] Yutao Hu, Tianbin Li, Quanfeng Lu, Wenqi Shao, Junjun He, Yu Qiao, and Ping Luo. Omnimedvqa: A new large-scale comprehensive evaluation benchmark for medical lvlm. *arXiv preprint arXiv:2402.09181*, 2024. 1, 3
- [35] Jiaxin Huang, Shixiang Shane Gu, Le Hou, Yuexin Wu, Xuezhi Wang, Hongkun Yu, and Jiawei Han. Large language models can self-improve. *arXiv preprint arXiv:2210.11610*, 2022. 2
- [36] UTTEJ KUMAR KANDAGATLA. Fall detection dataset. <https://www.kaggle.com/datasets/uttejkumarkandagatla/fall-detection-dataset>, 2022. visited on 2024-05-20. 5
- [37] Enkelejda Kasneci, Kathrin Seßler, Stefan Küchemann, Maria Bannert, Daryna Dementieva, Frank Fischer, Urs Gasser, Georg Groh, Stephan Günnemann, Eyke Hüllermeier, et al. Chatgpt for good? on opportunities and challenges of large language models for education. *Learning and individual differences*, 103:102274, 2023. 1
- [38] Jonathan Krause, Michael Stark, Jia Deng, and Li Fei-Fei. 3d object representations for fine-grained categorization. In *Proceedings of the IEEE international conference on computer vision workshops*, pages 554–561, 2013. 5
- [39] Bohao Li, Yuying Ge, Yixiao Ge, Guangzhi Wang, Rui Wang, Ruimao Zhang, and Ying Shan. Seed-bench-2: Benchmarking multimodal large language models. *arXiv preprint arXiv:2311.17092*, 2023. 3
- [40] Bohao Li, Rui Wang, Guangzhi Wang, Yuying Ge, Yixiao Ge, and Ying Shan. Seed-bench: Benchmarking multimodal llms with generative comprehension. *arXiv preprint arXiv:2307.16125*, 2023. 1, 3
- [41] Bohao Li, Yuying Ge, Yi Chen, Yixiao Ge, Ruimao Zhang, and Ying Shan. Seed-bench-2-plus: Benchmarking multi-modal large language models with text-rich visual comprehension. *arXiv preprint arXiv:2404.16790*, 2024. 3
- [42] Junnan Li, Dongxu Li, Silvio Savarese, and Steven Hoi. Blip-2: Bootstrapping language-image pre-training with frozen image encoders and large language models. In *International conference on machine learning*, pages 19730–19742. PMLR, 2023. 3
- [43] Kunchang Li, Yali Wang, Yanan He, Yizhuo Li, Yi Wang, Yi Liu, Zun Wang, Jilan Xu, Guo Chen, Ping Luo, et al. Mvbench: A comprehensive multi-modal video understanding benchmark. *arXiv preprint arXiv:2311.17005*, 2023. 3
- [44] Pei Li, Bingyu Shen, and Weishan Dong. An anti-fraud system for car insurance claim based on visual evidence. *arXiv preprint arXiv:1804.11207*, 2018. 1
- [45] Yunxin Li, Longyue Wang, Baotian Hu, Xinyu Chen, Wanqi Zhong, Chenyang Lyu, and Min Zhang. A comprehensive evaluation of gpt-4v on knowledge-intensive visual question answering. *arXiv preprint arXiv:2311.07536*, 2023. 3
- [46] Yinheng Li, Shaofei Wang, Han Ding, and Hang Chen. Large language models in finance: A survey. In *Proceedings of the Fourth ACM International Conference on AI in Finance*, pages 374–382, 2023. 3
- [47] Yanze Li, Wenhua Zhang, Kai Chen, Yanxin Liu, Pengxiang Li, Ruiyuan Gao, Lanqing Hong, Meng Tian, Xinhai Zhao, Zhenguo Li, et al. Automated evaluation of large vision-language models on self-driving corner cases. *arXiv preprint arXiv:2404.10595*, 2024. 1
- [48] Chenwei Lin, Hanjia Lyu, Jiebo Luo, and Xian Xu. Harnessing gpt-4v (ision) for insurance: A preliminary exploration. *arXiv preprint arXiv:2404.09690*, 2024. 1, 3
- [49] Fuxiao Liu, Kevin Lin, Linjie Li, Jianfeng Wang, Yaser Yacoob, and Lijuan Wang. Mitigating hallucination in large multi-modal models via robust instruction tuning. In *The Twelfth International Conference on Learning Representations*, 2023. 3
- [50] Fuxiao Liu, Xiaoyang Wang, Wenlin Yao, Jianshu Chen, Kaiqiang Song, Sangwoo Cho, Yaser Yacoob, and Dong Yu. Mmc: Advancing multimodal chart understanding with large-scale instruction tuning. *arXiv preprint arXiv:2311.10774*, 2023. 3
- [51] Haotian Liu, Chunyuan Li, Qingyang Wu, and Yong Jae Lee. Visual instruction tuning. *Advances in neural information processing systems*, 36, 2024. 3
- [52] Yuan Liu, Haodong Duan, Yuanhan Zhang, Bo Li, Songyang Zhang, Wangbo Zhao, Yike Yuan, Jiaqi Wang, Conghui He, Ziwei Liu, et al. Mmbench: Is your multi-modal model an all-around player? *arXiv preprint arXiv:2307.06281*, 2023. 3
- [53] Pan Lu, Hritik Bansal, Tony Xia, Jiacheng Liu, Chunyuan Li, Hannaneh Hajishirzi, Hao Cheng, Kai-Wei Chang, Michel Galley, and Jianfeng Gao. Mathvista: Evaluating mathematical reasoning of foundation models in visual contexts. *arXiv preprint arXiv:2310.02255*, 2023. 3
- [54] Hanjia Lyu, Jinfa Huang, Daoan Zhang, Yongsheng Yu, Xinyi Mou, Jinsheng Pan, Zhengyuan Yang, Zhongyu Wei,

- and Jiebo Luo. Gpt-4v(ision) as a social media analysis engine. *ACM Trans. Intell. Syst. Technol.*, 16(3), 2025. 1
- [55] Dimitrios Mallios, Li Xiaofei, Niall McLaughlin, Jesus Martinez Del Rincon, Clare Galbraith, and Rory Garland. Vehicle damage severity estimation for insurance operations using in-the-wild mobile images. *IEEE Access*, 2023. 1
- [56] Kaouther Mouheb, Ali Yürekli, and Burcu Yilmazel. Trodo: A public vehicle odometers dataset for computer vision. *Data in Brief*, 38:107321, 2021. 5
- [57] OpenAI. Hello gpt-4o. <https://openai.com/index/hello-gpt-4o/>, 2024. Accessed: 2024-05-23. 3
- [58] Final Project. blood-pressure-monitor-display dataset. <https://universe.roboflow.com/final-project-cwtfb/blood-pressure-monitor-display>, 2024. visited on 2024-05-28. 5
- [59] Jonathan Roberts, Timo Lüddecke, Rehan Sheikh, Kai Han, and Samuel Albanie. Charting new territories: Exploring the geographic and geospatial capabilities of multimodal llms. *arXiv preprint arXiv:2311.14656*, 2023. 3
- [60] Jonathan Roberts, Kai Han, Neil Houlsby, and Samuel Albanie. Scifibench: Benchmarking large multimodal models for scientific figure interpretation. *arXiv preprint arXiv:2405.08807*, 2024. 3
- [61] Srishti Sahni, Anmol Mittal, Farzil Kidwai, Ajay Tiwari, and Kanak Khandelwal. Insurance fraud identification using computer vision and iot: a study of field fires. *Procedia Computer Science*, 173:56–63, 2020. 1
- [62] Yiqiu Shen, Laura Heacock, Jonathan Elias, Keith D Hentel, Beatriu Reig, George Shih, and Linda Moy. Chatgpt and other large language models are double-edged swords, 2023. 1
- [63] Sindhu. Car dent scratch detection(1) dataset. https://universe.roboflow.com/sindhu/car_dent_scratch_detection-1, 2022. visited on 2024-05-28. 5
- [64] Qwen Team. Introducing qwen-vl. <https://qwenlm.github.io/blog/qwen-vl/>, 2024. Accessed: 2024-05-23. 3
- [65] Sergio Vélez, Mar Ariza-Sentís, and João Valente. Precision viticulture dataset for detailed vineyard mapping composed of geotagged smartphone ground images, phytosanitary status, uav orthomosaics, 3d point clouds, and rtk gnss data - northern spain, july 2022, 2023. 5
- [66] Guankun Wang, Long Bai, Wan Jun Nah, Jie Wang, Zhaoxi Zhang, Zhen Chen, Jinlin Wu, Mobarakol Islam, Hongbin Liu, and Hongliang Ren. Surgical-llm: Learning to adapt large vision-language model for grounded visual question answering in robotic surgery. *arXiv preprint arXiv:2405.10948*, 2024. 1
- [67] Ke Wang, Junting Pan, Weikang Shi, Zimu Lu, Mingjie Zhan, and Hongsheng Li. Measuring multimodal mathematical reasoning with math-vision dataset. *arXiv preprint arXiv:2402.14804*, 2024. 3
- [68] Wenhai Wang, Zhe Chen, Xiaokang Chen, Jiannan Wu, Xizhou Zhu, Gang Zeng, Ping Luo, Tong Lu, Jie Zhou, Yu Qiao, et al. Visionllm: Large language model is also an open-ended decoder for vision-centric tasks. *Advances in Neural Information Processing Systems*, 36, 2024. 1
- [69] Xinkuang Wang, Wenjing Li, and Zhongcheng Wu. Cardd: A new dataset for vision-based car damage detection. *IEEE Transactions on Intelligent Transportation Systems*, 2023. 5
- [70] Sampath Sanjeeva Weedige, Hongbing Ouyang, Yao Gao, and Yaqing Liu. Decision making in personal insurance: Impact of insurance literacy. *Sustainability*, 11(23):6795, 2019. 3
- [71] Jason Wei, Yi Tay, Rishi Bommasani, Colin Raffel, Barret Zoph, Sebastian Borgeaud, Dani Yogatama, Maarten Bosma, Denny Zhou, Donald Metzler, et al. Emergent abilities of large language models. *arXiv preprint arXiv:2206.07682*, 2022. 1, 2
- [72] workspace. mjdfodf-qmbuf dataset. <https://universe.roboflow.com/workspace-luixd/mjdfodf-qmbuf>, 2023. visited on 2024-05-28. 5
- [73] Jiayang Wu, Wensheng Gan, Zefeng Chen, Shicheng Wan, and S Yu Philip. Multimodal large language models: A survey. In *2023 IEEE International Conference on Big Data (BigData)*, pages 2247–2256. IEEE, 2023. 3
- [74] Peng Xu, Wenqi Shao, Kaipeng Zhang, Peng Gao, Shuo Liu, Meng Lei, Fanqing Meng, Siyuan Huang, Yu Qiao, and Ping Luo. Lvlm-ehub: A comprehensive evaluation benchmark for large vision-language models. *arXiv preprint arXiv:2306.09265*, 2023. 1, 3
- [75] Shuyuan Xu, Jun Wang, Wenchi Shou, Tuan Ngo, Abdul-Manan Sadick, and Xiangyu Wang. Computer vision techniques in construction: a critical review. *Archives of Computational Methods in Engineering*, 28:3383–3397, 2021. 1
- [76] Zhenbo Xu, Wei Yang, Ajin Meng, Nanxue Lu, Huan Huang, Changchun Ying, and Liusheng Huang. Towards end-to-end license plate detection and recognition: A large dataset and baseline. In *Proceedings of the European conference on computer vision (ECCV)*, pages 255–271, 2018. 5
- [77] Zhengyuan Yang, Linjie Li, Kevin Lin, Jianfeng Wang, Chung-Ching Lin, Zicheng Liu, and Lijuan Wang. The dawn of llms: Preliminary explorations with gpt-4v(ision). *arXiv preprint arXiv:2309.17421*, 9(1):1, 2023. 1, 3
- [78] Qinghao Ye, Haiyang Xu, Guohai Xu, Jiabo Ye, Ming Yan, Yiyang Zhou, Junyang Wang, Anwen Hu, Pengcheng Shi, Yaya Shi, et al. mplug-owl: Modularization empowers large language models with multimodality. *arXiv preprint arXiv:2304.14178*, 2023. 3
- [79] Shukang Yin, Chaoyou Fu, Sirui Zhao, Ke Li, Xing Sun, Tong Xu, and Enhong Chen. A survey on multimodal large language models. *arXiv preprint arXiv:2306.13549*, 2023. 1, 3
- [80] Kaining Ying, Fanqing Meng, Jin Wang, Zhiqian Li, Han Lin, Yue Yang, Hao Zhang, Wenbo Zhang, Yuqi Lin, Shuo Liu, et al. Mmt-bench: A comprehensive multimodal benchmark for evaluating large vision-language models towards multitask agi. *arXiv preprint arXiv:2404.16006*, 2024. 3
- [81] Renrui Zhang, Jiaming Han, Chris Liu, Peng Gao, Aojun Zhou, Xiangfei Hu, Shilin Yan, Pan Lu, Hongsheng Li, and Yu Qiao. Llama-adapter: Efficient fine-tuning of

- language models with zero-init attention. *arXiv preprint arXiv:2303.16199*, 2023. [3](#)
- [82] Wei Zhang, Yuan Cheng, Xin Guo, Qingpei Guo, Jian Wang, Qing Wang, Chen Jiang, Meng Wang, Furong Xu, and Wei Chu. Automatic car damage assessment system: Reading and understanding videos as professional insurance inspectors. In *Proceedings of the AAAI Conference on Artificial Intelligence*, pages 13646–13647, 2020. [1](#)
 - [83] Wenxuan Zhang, Mahani Aljunied, Chang Gao, Yew Ken Chia, and Lidong Bing. M3exam: A multilingual, multi-modal, multilevel benchmark for examining large language models. *Advances in Neural Information Processing Systems*, 36, 2024. [3](#)
 - [84] Xinnong Zhang, Haoyu Kuang, Xinyi Mou, Hanjia Lyu, Kun Wu, Siming Chen, Jiebo Luo, Xuanjing Huang, and Zhongyu Wei. SoMeLVLM: A large vision language model for social media processing. In *Findings of the Association for Computational Linguistics: ACL 2024*, pages 2366–2389, Bangkok, Thailand, 2024. Association for Computational Linguistics. [1](#)
 - [85] Zhuosheng Zhang, Aston Zhang, Mu Li, and Alex Smola. Automatic chain of thought prompting in large language models. *arXiv preprint arXiv:2210.03493*, 2022. [1](#)
 - [86] Wayne Xin Zhao, Kun Zhou, Junyi Li, Tianyi Tang, Xiaolei Wang, Yupeng Hou, Yingqian Min, Beichen Zhang, Junjie Zhang, Zican Dong, et al. A survey of large language models. *arXiv preprint arXiv:2303.18223*, 2023. [1](#)
 - [87] Yue Zhao, Ishan Misra, Philipp Krähenbühl, and Rohit Girdhar. Learning video representations from large language models. In *Proceedings of the IEEE/CVF Conference on Computer Vision and Pattern Recognition*, pages 6586–6597, 2023. [3](#)
 - [88] Deyao Zhu, Jun Chen, Xiaoqian Shen, Xiang Li, and Mohamed Elhoseiny. Minigpt-4: Enhancing vision-language understanding with advanced large language models. *arXiv preprint arXiv:2304.10592*, 2023. [1](#), [3](#)